

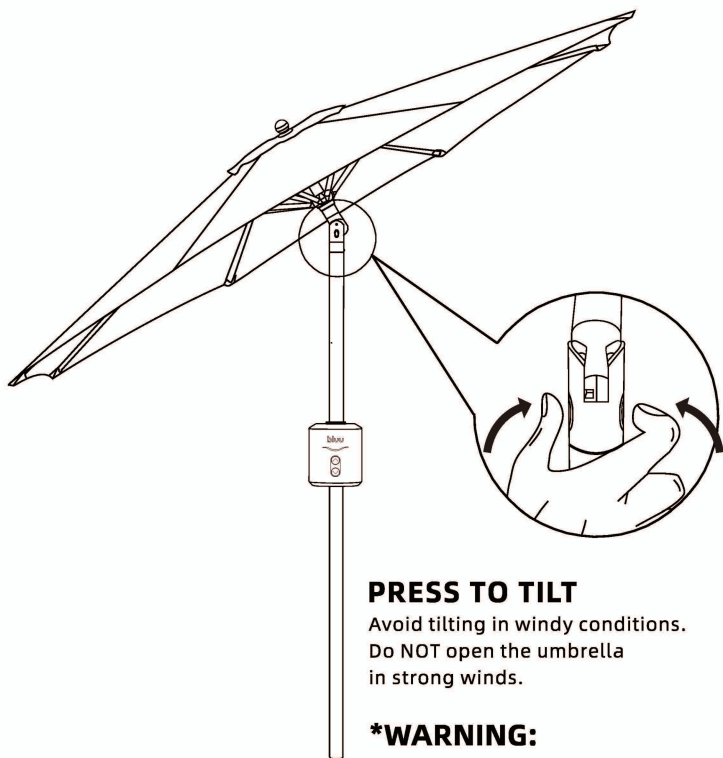


HINT:

1. When using the remote control for the first operation after a long standby (about 20s), you need to long-press the remote control button to wake up the machine, and then the corresponding function will be performed. This is a normal phenomenon.

2. It takes about 15-18 seconds to open the umbrella entirely and about 14 seconds to close it.

To Tilt the Umbrella



PRESS TO TILT

Avoid tilting in windy conditions.

Do NOT open the umbrella
in strong winds.

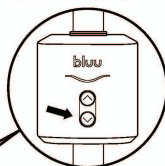
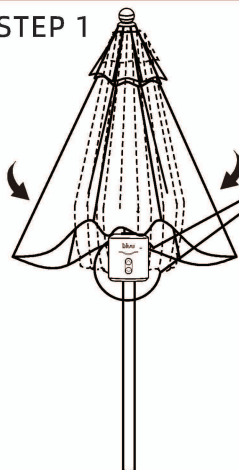
***WARNING:**

Do NOT open or close the umbrella
when it is tilted! Damages caused by
this misuse will not be covered by the
warranty.

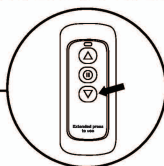
To Close the Umbrella

STEP 1

PRESS THE DOWN BUTTON.



or

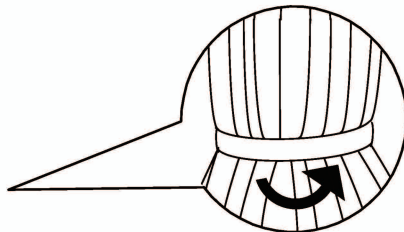



*If your umbrella is equipped with a remote control, just press the down button on the remote control directly.

***WARNING:**

When the motor is working, ensure NO barriers around the surroundings and do NOT move the umbrella or touch components with hands.

STEP 2



Secure the umbrella with the strap for protection.

DONE!

WARRANTY

- Bluu offers a 2-year basic warranty on ENTIRE UMBRELLA from the date of purchase against defects in material and workmanship. During this period Bluu will repair or replace, at our discretion, the defective component.
- This warranty is limited to manufacturing defects associated with the products and does not cover any damage caused by improperly installed, handled or abused by user, nor to any unit which has been repaired or altered by unauthorized repair companies.
- Under no circumstances will the customer be entitled to warranty consequential or incidental damages.
- This limited 1-year basic warranty will only grant customers certain legal rights; Customers may have other rights according to different state laws.
- **For warranty extension on other parts (if any), e.g. canopy fabric, please refer to the product page in the corresponding purchase channel for more information.**

THANK YOU FOR SHOPPING WITH US!

If you have any questions, or need assistance with use, parts, or customer service.

Please contact **support@bluu.com**.
Or text us messages at **(888) 363-2297**.

To help us identify your order, please include your Order #. Our professional team will be there to assist you.

Customer Service Team

bluu.com



Please scan the QR code
for more Bluu products.

