



H250MC-PRO

YOUR PHONE

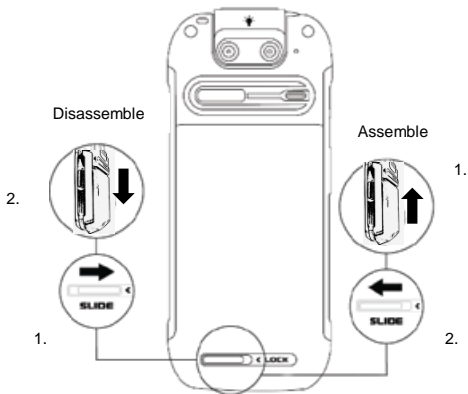


CONTENTS

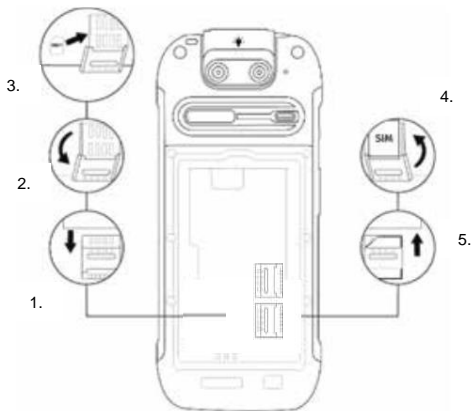
| | |
|----------------------------------|----|
| LET'S GET STARTED | 04 |
| KEY FUNCTIONS | 08 |
| DISPLAY ICONS | 09 |
| BASIC FUNCTIONS | 10 |
| IP RATING | 13 |
| USE AND SAFETY | 14 |
| PREVENTION OF HEARING LOSS | 16 |
| USE AND CARE | 17 |
| DISPOSAL | 20 |
| SPECIFIC ABSORPTION RATE | 21 |
| CE | 23 |
| COPYRIGHT AND TRADEMARKS | 25 |

LET'S GET STARTED

ASSEMBLE/DISASSEMBLE BACK COVER

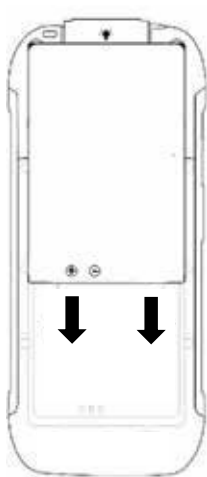


INSERT SIM CARD



Note: Accepts only nano SIM cards. Please ensure that the SIM cord is aligned with the SIM holder notch.

ASSEMBLE/DISASSEMBLE BATTERY



Note: If you are not planning to use the mobile device for a long period of time, it is recommended to remove the battery. Please use only supplied battery. The use of an unauthorized battery carries the risk of damaging the phone or might cause an explosion.

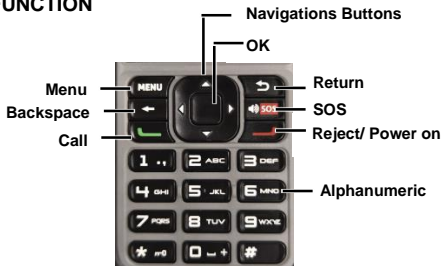
INSERT/REMOVE USB PLUG



Note: For first time use, the battery comes partially charged for shipping. It is recommended to charge the battery until full. Use only supplied charger and cable. The use of unauthorized charger carries the risk of damaging the phone or might cause explosion
















07 LET'S GET STARTED

KEY FUNCTION





| Keys | Functions |
|---------------------|---|
| Menu | Go to Menu page Go to Recent Apps by press and hold |
| Backspace | Delete the alphanumeric during texting |
| Call | Answer call or dial contact |
| Reject/ Power on | Cancel call/ Power on by press and hold |
| SOS | Initiate SOS by press and hold (Applications dependent) |
| Return | Back to the previous page Back to homepage by press and hold |
| Navigation buttons | Navigate up/down/left/right |
| OK | Act as enter button |
| Alpha-numeric | Enter alphabet/number/special character <ul style="list-style-type: none"> • - Unlock the screen by pressing and hold • # - Toggle for input method |

DISPLAY ICONS




| Icons | Indicators |
|--|--------------------------------|
|  | Battery level |
|  | Signal strength |
|  | Wireless network connection on |
|  | Bluetooth® on |
|  | GPS on |
|  | Audio jack accessory connected |
|  | No SIM card installed |
|  | Call in progress |
|  | Missed call |
|  | New message |
|  | Alarm clock set and activated |
|  | Application or file downloaded |
|  | Silent mode |
|  | Conference mode |
|  | Flight mode |

BASIC FUNCTIONS




Power on/off or reboot the phone

- Press and hold  for 2 to 3 seconds to power on
- Press and hold  to select either Power off or Reboot.



Lock/unlock the screen

- Press  to lock screen
- Press  and hold  for a few seconds or swipe up on the screen to unlock


Make a call or answer a call

- On homepage, enter the number and press 
- Goto contact list, select the recipient and press 
- Press  to answer an incoming call

Cancel or reject a call

- Press  to cancel the ongoing call
- Press  to reject an incoming call

Send a text message

- In menu/homepage, look for "Messaging"
- Select the recipient and enter the text message at the bottom bar
- Press 

Add a contact

- In menu/homepage, look for "Contacts"
- Select "Create A New Contact"
- Input all the details
- Press Done

Find a contact

- In menu/homepage, look for "Contacts"
- Enter the first few letters of the name you want to find
- Select the contact's name from the search list
- Once you have found a contact, you can call the contact by pressing



Use the camera

- In menu/homepage, look for "Camera"
- Aim the camera lens at the subject and make any adjustment
- Toggle between photo taking or video recording by pressing



(Photo) or



(Video)

View the photo or recording

- In menu/homepage, look for "Gallery"
- Select the photo or video you wish to view

Connect to Wi-Fi

- In menu/homepage, look for "Settings"
- Select Wi-Fi
- Turn it on
- Choose the desired Wi-Fi connection and enter the passcode to connect if necessary

Connect to Bluetooth®

- In menu/homepage. look for "Settings"
- Select Bluetooth
- Turn it on
- Choose the desired Bluetooth device connection and enter the passcode to connect if necessary
- Refresh to receive the latest Bluetooth devices list

IP RATING

H250MC-Pro has been tested under controlled laboratory conditions with a rating of IP68 with all ports and attached covers firmly closed. IP68 means the device protected against entry of solid foreign objects and harmful ingress of static fresh water at up to 1.5 meters for up to 30 minutes, under certain defined test conditions. However, splash, water and dust resistance are not permanent conditions, and resistance might decrease because of normal wear.

In addition, you should not put your phone completely underwater or expose it to seawater, salt water, chlorinated water, or liquids such as drinks. Abuse and improper use of devices will invalidate warranty. Do not attempt to charge at wet conditions.

USE AND SAFETY

DONTs

Do not disassemble, open or dismantle your mobile device or your battery.

- Do not expose your mobile device or your battery to heat or fire.
- Avoid storing your mobile device directly under the sun.
- Do not short-circuit your battery. Do not stock batteries in a drawer where it could short-circuit between one another or get in contact with other metallic objects.
- Do not cause mechanical shocks to batteries.
- In case of a leak, do not let the liquid get in contact with your eyes or skin. If that happens, wash the affected area with clean water and seek medical advice.
- Do not use any accessories or batteries that are not made to be used with the device.
- Do not leave your battery charged when it is not going to be used.
- Do not store your mobile device in extremely hot or cold places like inside of a car. It might damage your mobile device and cause an explosion of the battery.

DOs

- Follow the marks plus (+) and minus (-) on your battery and mobile device and ensure that the use is correct.
- Keep your battery away from children.
- Consult a doctor immediately in case of ingestion of an element or a battery.
- Always buy the battery recommended by the manufacturer of the device.

- Always maintain your mobile device and your battery clean and dry.
- Wipe the terminals of your mobile device or your battery. If it becomes dirty, clean with a dry rag.
- It is necessary to charge your battery before its use. Always use the charger and read the manufacturer's instructions or the manual of your mobile device for instructions regarding charging.
- After long periods of storage, it may be necessary to charge and discharge your battery several times to achieve maximum performance.
- Always keep the original documentation of your mobile device. You might need it later for future reference.
- It is recommended to take out the battery of your mobile device when it is not used.
- It is recommended to use your mobile device in a range of temperatures between 5°C and 45°C.

PREVENTION OF HEARING LOSS







There are irreversible risks of hearing loss if the receiver, the earphones, the loudspeaker or the hands-free kit are used at a high volume. Adjust the volume to a level that does not present danger. Over time, you may get accustomed to using a higher volume, but this may cause damage to your hearing. If you hear buzzing or muffled speech, stop using the devices and consult a specialist. The higher the volume, the more quickly your hearing may be damaged.









Specialists give the following recommendations:

- Minimize high volume of headphones, the speaker or handset.
- Avoid increasing the volume to cover a noisy environment.
- Decrease the volume if you cannot hear people speaking near you.

USE AND CARE

Observe the following information for the proper use of your mobile device.

| | |
|---|---|
|  | Do not make or receive calls while driving. Never text while driving. |
|  | Do not use at petrol stations. |
|  | Keep your device at least 15 mm away from your ear or body while making calls. |
|  | Your device may produce a bright or flashing light |
|  | Do not dispose of your device in fire. |
|  | To avoid any hearing damage, do not listen to high volume levels for an extended period of time. Excessive sound pressure from earphones and headphones can cause hearing loss. |

| | |
|--|---|
|  | Avoid contact with anything magnetic. |
|  | Keep away from pacemakers and other electronic medical devices. |
|  | Avoid extreme temperatures. |
|  | Switch off when asked to in hospitals and medical facilities. |
|  | Switch off when told to in aircraft and airports. |
|  | Do not disassemble the device. |
|  | Switch off when near explosive materials or liquids. |
|  | Only use approved accessories. |
|  | Warning electrical hazard To avoid serious injury, do not touch the plug of the charger' |

Disconnect the charger when you do not use it.

To disconnect a charger or an accessory, pull the plug, and not the power cable.

The power module is the element that allows you to disconnect the product.

The power plug must stay easily accessible.

Use only the charging adapter provided with your mobile device. Check the charging adapter regularly to detect any damage. Do not use a damaged adapter to charge your mobile device.

Do not expose your mobile device to direct sunlight, like on your car's dashboard, for example.

In case of overheating, do not use the device.

Be careful when using your mobile device while walking.

Do not subject your mobile device to severe impact or drop it from high position, as it could cause damage or malfunctions.

Do not disassemble, modify or fix your mobile device by yourself. To clean the device, use a clean and soft rag.

Do not use any chemical products or detergent on your mobile device.

DISPOSAL

When the mobile device reaches its end of life, please remove the battery before discarding the phone.

This product is subject to European Union regulations that promote the re-use and recycling of used electrical and electronic equipment. This product requires the extraction and use of natural resources and may contain hazardous substances. The symbol above, on the product or its packaging, indicates that this product must not be disposed of with your other household waste. Instead, it is your responsibility to dispose of your waste equipment by handling it over to a designated collection point for the recycling of waste electrical and electronic equipment.

The separate collection and recycling of your waste equipment at the time of disposal will help to conserve natural resources and ensure that it is recycled in a manner that protects human health and the environment.

For more information about where you can drop off your waste equipment for recycling, please contact your local city office, your household waste disposal service, or the store from which you purchased the product



SPECIFIC ABSORPTION RATE

YOUR MOBILE DEVICE MEETS INTERNATIONAL GUIDELINES FOR EXPOSURE TO RADIO WAVES

Proof of compliance with international standards (ICNIRP) or with European Directive 2014/53/EU (CE-NB) is required of all mobile devices before they can be put on the market. The protection of health and safety for the user or any other person is an essential requirement of these standards or this directive.

Your mobile device is a radio transmitter and receiver. It is designed not to exceed the limits for exposure to radio waves (radio frequency electromagnetic fields) recommended by international guidelines. The guidelines were developed by an independent scientific organization (ICNIRP) and include a substantial safety margin designed to assure the safety of all people, regardless of age and health.

The radio wave exposure guidelines use a unit of measurement known as the Specific Absorption Rate, or SAR. The SAR limit for mobile devices is 2 W/kg.

Tests for SAR are conducted using standard operating positions with the device transmitting at its highest certified power level in all tested frequency bands.

Body-worn SAR testing has been carried out at a separation distance of 1.5 cm. to meet RF exposure guidelines during body-worn operation; the device should be positioned at least this distance away from the

body. If you are not using an approved accessory, ensure that whatever product is used is free of any metal and that it positions the device as per indicated distance away from the body.

Additional information about electromagnetic fields and public health are available on the following site. <http://www.who.int/peh-emf>.

Your mobile device is equipped with a built-in antenna. For optimal operation, you should avoid touching it or degrading it.

As mobile devices offer a range of functions, they can be used in positions other than against your ear. In such circumstances, the device will be compliant with the guidelines when used with a headset or USB data cable. If you are using another accessory, ensure that whatever product is used is free of any metal and that it positions the device at least 1.5 cm away from the body.

The maximum SAR value measured for H250MC-Pro is per below:

| | |
|-----------------------|------------------------|
| Max. SAR (10g) | Head: 0.314W/kg |
| | Body: 1.163W/kg |

EU Regulatory Conformance

Hereby, your mobile device follows the essential requirements and other relevant provisions of Directive 2014/53/EU.

Notice: Observe the national local regulations in the location where the device is to be used. Your mobile device may be restricted for use in some or all member states of the European Union (EU)

Notes:

- Due to the enclosure material used, your mobile device shall only be connected to a USB Interface of version 2.0 or higher. The connection to non-compliance power USB is prohibited.
- The adapter shall be installed near the equipment and shall be easily accessible.
- Please do not use or even expose your mobile device under strong sunlight or in a wet environment. It is recommended that your mobile device and its accompanying accessories should operate at a suitable temperature of 5°C to 45°C
- When charging, please place your mobile device in an environment that has a normal room temperature and good ventilation. It is recommended to charge the device in an environment with a temperature that ranges from 5°C to 45°C. Please ensure to use only the charger offered by the manufacturer. Using unauthorized charger may cause danger and violate the authorization of the device and the guaranteed article.

- Caution: Risk of explosion if battery is replaced with an incorrect type. Dispose used batteries according to the instructions.
- Excessive sound pressure from earphones and headphones can cause hearing loss.

COPYRIGHT AND TRADEMARKS

Certain features, services and applications are network dependent and may not be available in all areas; additional terms, conditions and/or charges may apply. Contact your service provider for details. All features, functionality and other product specifications, as well as the information contained in this guide, are based upon the latest available information and are believed to be accurate at the time of printing. GRID reserves the right to change or modify any information or specifications without notice or obligation.

GRID and GRID Logo are trademarks or registered trademarks of GRID Communications Pte. Ltd. The Bluetooth trademarks are owned by their proprietor and used under license. All the other trademarks are the property of their respective owners. ©2025 GRID Communications Pte. Ltd. All rights reserved.

FCC Warning

This device complies with part 15 of the FCC Rules. Operation is subject to the following two conditions: (1) This device may not cause harmful interference, and (2) this device must accept any interference received, including interference that may cause undesired operation.

Any Changes or modifications not expressly approved by the party responsible for compliance could void the user's authority to operate the equipment.

Note: This equipment has been tested and found to comply with the limits for a Class B digital device, pursuant to part 15 of the FCC Rules. These limits are designed to provide reasonable protection against harmful interference in a residential installation. This equipment generates uses and can radiate radio frequency energy and, if not installed and used in accordance with the instructions, may cause harmful interference to radio communications. However, there is no guarantee that interference will not occur in a particular installation. If this equipment does cause harmful interference to radio or television reception, which can be determined by turning the equipment off and on, the user is encouraged to try to correct the interference by one or more of the following measures:

- Reorient or relocate the receiving antenna.
- Increase the separation between the equipment and receiver.
- Connect the equipment into an outlet on a circuit different from that to which the receiver is connected.
- Consult the dealer or an experienced radio/TV technician for help.

Specific Absorption Rate (SAR) information:

This Rugged Smart Phone meets the government's requirements for exposure to radio waves. The guidelines are based on standards that were developed by independent scientific organizations through periodic and thorough evaluation of scientific studies. The standards include a substantial safety margin designed to assure the safety of all persons regardless of age or health.

FCC RF Exposure Information and Statement

The SAR limit of USA (FCC) is 1.6 W/kg averaged over one gram of tissue. Device types: H250MC-Pro (FCC ID: 2AB5GH250MC-PRO) has also been tested against this SAR limit. The highest SAR value reported under this standard during product certification for use at the ear is 0.285W/kg and when properly worn on the body is 0.475W/kg. This device was tested for typical body-worn operations with the back of the handset kept 5mm from the body. To maintain compliance with FCC RF exposure requirements, use accessories that maintain a 5mm separation distance between the user's body and the back of the handset. The use of belt clips, holsters and similar accessories should not contain metallic components in its assembly. The use of accessories that do not satisfy these requirements may not comply with FCC RF exposure requirements, and should be avoided.

Body-worn Operation

This device was tested for typical body-worn operations. To comply with RF exposure requirements, a minimum separation distance of 5mm must be maintained between the user's body and the handset, including the antenna. Third-party belt-clips, holsters, and similar accessories used by this device should not contain any metallic components. Body-worn accessories that do not meet these requirements may not comply with RF exposure requirements and should be avoided. Use only the supplied or an approved antenna.