

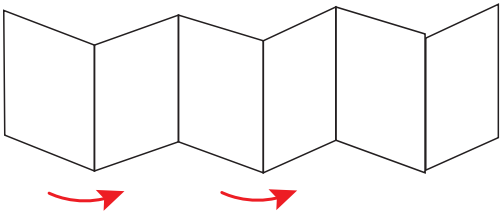
SAM01 INSTRUCTION MANUAL

DO NOT PRINT THIS LAYER

PRINT BACK TO BACK

Folded Size: 3.2" (w) x 5" (h)

FOLDING INSTRUCTIONS



DIELINE:
FOLDING LINE:

Outside

FCC Statement:

This equipment has been tested and found to comply with the limits for a Class B digital device, pursuant to part 15 of the FCC Rules. These limits are designed to provide reasonable protection against harmful interference in a residential installation. This equipment generates, uses and can radiate radio frequency energy and, if not installed and used in accordance with the instructions, may cause harmful interference to radio communications. However, there is no guarantee that interference will not occur in a particular installation. If this equipment does cause harmful interference to radio or television reception, which can be determined by turning the equipment off and on, the user is encouraged to try to correct the interference by one or more of the following measures:

- Reorient or relocate the receiving antenna.
- Increase the separation between the equipment and receiver.
- Connect the equipment into an outlet on a circuit different from that to which the receiver is connected.
- Consult the dealer or an experienced radio/TV technician for help.


Caution: Any changes or modifications to this device not explicitly approved by manufacturer could void your authority to operate this equipment.

This device complies with part 15 of the FCC Rules. Operation is subject to the following two conditions: (1) This device may not cause harmful interference, and (2) this device must accept any interference received, including interference that may cause undesired operation.

FCC RF exposure statement:
The equipment complies with FCC radiation exposure limits set forth for an uncontrolled environment. This equipment should be installed and operated with minimum distance between 20cm the radiator your body.


© 2023 Zeikos, Inc. iHip is a trademark of Zeikos, Inc., iPhone®, Apple Watch® & AirPods® are trademarks of Apple Inc., Registered in the U.S. and other countries. The illustrated product and specifications may differ slightly from that supplied. All other trademarks and trade names are those of their respective owners. United States and international patent pending. All Rights Reserved. For ages 12+up. This is not a toy. For warranty information please visit www.ihip.com. Designed by iHip, Manufactured in China. Limited One Time Warranty.

To activate your product warranty go to our website. www.ihip.com & register this product.

 Zeikos, Inc.
525 7th Ave,
New York, NY 10018



3 IN 1 QUICK MAGNETIC WIRELESS CHARGER



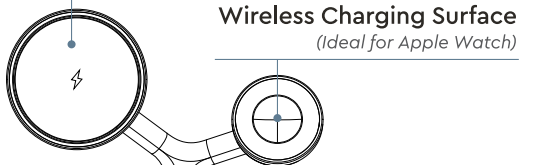
USER MANUAL

Retain these instructions for future reference.

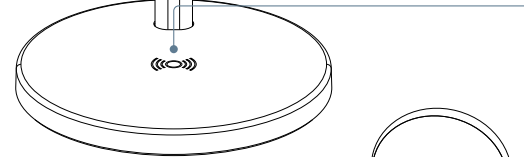
Inside

INTRODUCTION

Wireless Charging Surface
(Ideal for cell phones)



Wireless Charging Surface
(Ideal for cell phones & AirPods®)



USB-A output
(For wired charging)

Type-C Input

SPECIFICATIONS:

Type C Input: 5V/3A, 9V/3A

USB-A output:5V1A

Output:

Mobile phone: 15W/10W/7.5W/5W,

Airpods®: 5W (MAX),

iWatch: 3W

Number of magnets: 8PCS

Material: stainless steel, ABS, Magnets,

counter weight iron

Color: white

USING THE WIRELESS CHARGER:

- The device needs to be plugged in, in order to charge other devices.
- Use the included Type-C cable to plugged in.
- Make sure your phone is compatible with wireless charging.
- Put your wireless charging enabled device horizontally or vertically in the center of wireless charging surface.

Package contents:

(1) Type-C 39 in. Charging Cable, (1) Metal Ring, (1) Wireless Charger, (1) User Manual