



# RF Exposure Evaluation Report

## 1. Product Information

Product Name	Smart Speaker Table
Test Model	FREDONNER NNAS-2
Power Supply	Input: 12.0V $\overline{\sim}$ 2000mA For AC Adapter Input: 100-240V~, 50/60Hz, 0.6A Adapter Output: 12.0V $\overline{\sim}$ 2000mA DC 11.1V by Rechargeable Li-ion Battery, 3000mAh
Modulation Type	CW (Continuous Wave)
Frequency Range	111~205.0KHz
Operation Frequency	129.7 KHz
Antenna Type	Coil Antenna
Hardware version	V3.0
Software version	V3.0
Accessories	Mobile phone
Exposure category	General population/uncontrolled environment
EUT Type	Production Unit
Device Type	Mobile Device

## 2. Evaluation Method

Per KDB 680106 D01 Section 3. RF Exposure Requirements;

- 1) Consumer wireless power transfer devices approved under Part 18 in some cases have to demonstrate compliance with RF exposure requirements. The potential for exposure must be assessed according to the operating configurations of the wireless system and the exposure conditions of users and bystanders. RF exposure must be evaluated with the client device(s) being charged by the primary at maximum output power. The RF exposure requirements must be determined in conjunction with the device operating characteristics, according to the mobile and portable exposure requirements in Section 2.1091 and Section 2.1093 of the rules. SAR and MPE limits do not cover the frequency range for wireless power transfer applications which operate below 100 kHz and 300 kHz respectively; therefore, RF exposure compliance needs to be determined with respect to 1.1307 (c) and (d) of the FCC rules.
- 2) Based on the design and implementation of the power transfer application, it must be clearly identified if mobile or portable RF exposure conditions apply. Devices that are installed to provide separation of at least 20 cm from users and bystanders may qualify for mobile exposure conditions. For some conditions where users and bystanders may be exposed at closer than 20 cm, section 2.1091(d) (4) of the rules may apply.
- 3) For devices designed for typical desktop applications, such a wireless charging pads, RF exposure evaluation should be conducted assuming a user separation distance of 15 cm. E and H field strength measurements or numerical modeling may be used to demonstrate compliance. Measurements should be made from all sides and the top of the primary/client pair, with the 15 cm measured from the center of the probe(s) to the edge of the device. Emissions between 100 kHz to 300 kHz should be assessed versus the limits at 300 kHz in Table 1 of Section 1.1310: 614 V/m and 1.63 A/m. A KDB inquiry is required to determine the applicable exposure limits below 100 kHz.



Shenzhen LCS Compliance Testing Laboratory Ltd.

Add: 101, 201 Bldg A & 301 Bldg C, Juji Industrial Park Yabianxueziwei, Shajing Street, Baoan District, Shenzhen, 518000, China

Tel: +(86) 0755-82591330 | E-mail: webmaster@lcs-cert.com | Web: www.lcs-cert.com

Scan code to check authenticity



- 4) Portable exposure conditions from 100 kHz to 6 GHz are determined with respect to SAR requirements. Existing SAR systems and test procedures are generally intended for measurements above 100 MHz. While numerical modeling can be an alternative, the constraints of substantial computational resources at low frequencies could introduce further limitations. Under these circumstances, including operations below 100 kHz, the Commission may consider a combination of analytical analysis, field strength, radiated and conducted power measurements, in conjunction with some limited numerical modeling to assess compliance.
- 5) Depending on the operating frequency, existing SAR and MPE measurement procedures may be adapted to evaluate wireless power transfer devices for compliance with respect to mobile or portable exposure conditions. If the grantee or its test lab have any questions regarding RF exposure evaluation they should contact the FCC Laboratory with sufficient system operating configuration details to determine if RF exposure evaluation is necessary and, if required, how to apply specific test procedures. Below 100 MHz, when SAR testing is required and the device is operating at close proximity to persons, information on device design, implementation, operating configurations, exposure conditions of users and bystanders are needed to determine the evaluation and testing requirements. In addition, the influence of nearby objects may also need consideration according to the wireless power transfer system implementation; for example, the effects of placing the device, its coils or radiating elements on or near metallic surfaces

### 3. Evaluation Limit

#### 3.1 Refer evaluation method

[ANSI C95.1–1999](#): IEEE Standard for Safety Levels with Respect to Human Exposure to Radio Frequency Electromagnetic Fields, 3 kHz to 300 GHz.

[FCC KDB publication 680106 D01 RF Exposure Wireless Charging Apps v03](#): RF Exposure Considerations for Low Power Consumer Wireless Power Transfer Applications

[FCC CFR 47 part1 1.1310](#): Radiofrequency radiation exposure limits.

[FCC CFR 47 part2 2.1091](#): Radiofrequency radiation exposure evaluation: mobile devices

[FCC CFR 47 part 18.107](#): Industrial, Scientific, and Medical Equipment



Shenzhen LCS Compliance Testing Laboratory Ltd.

Add: 101, 201 Bldg A & 301 Bldg C, Juji Industrial Park Yabianxueziwei, Shajing Street, Baoan District, Shenzhen, 518000, China

Tel: +(86) 0755-82591330 | E-mail: webmaster@lcs-cert.com | Web: www.lcs-cert.com

Scan code to check authenticity



### 3.2 Limit

#### Limits for Maximum Permissible Exposure (MPE)/Controlled Exposure

Frequency Range(MHz)	Electric Field Strength(V/m)	Magnetic Field Strength(A/m)	Power Density (mW/cm <sup>2</sup> )	Averaging Time (minute)
Limits for Occupational/Controlled Exposure				
0.3-3.0	614	1.63	*100	6
3.0-30	1842/f	4.89/f	*900/f <sup>2</sup>	6
30-300	61.4	0.163	1.0	6
300-1,500	/	/	f/300	6
1,500-100,000	/	/	5	6

#### Limits for Maximum Permissible Exposure (MPE)/Uncontrolled Exposure

Frequency Range(MHz)	Electric Field Strength(V/m)	Magnetic Field Strength(A/m)	Power Density (mW/cm <sup>2</sup> )	Averaging Time (minute)
Limits for General Population/Uncontrolled Exposure				
0.3-1.34	614	1.63	*100	30
1.34-30	824/f	2.19/f	*180/f <sup>2</sup>	30
30-300	27.5	0.073	0.2	30
300-1,500	/	/	f/1500	30
1,500-100,000	/	/	1.0	30

F=frequency in MHz

\*=Plane-wave equivalent power density

According to FCC KDB 680106 D01 Section 3. RF Exposure Requirements clause 3 the Emission-Limits in the frequency range from 100 KHz to 300 KHz should be assessed versus the limits at 300 KHz in Table 1 of CFR 47 – Section 1.310 as following (measured distance shall be 15cm from the center of the probe to the edge of the device):

	E-Field	*/*	B-Field
Frequency	V/m	A/m	uT
0.3 MHz – 3.0 MHz	614	1.613	2.0
3.0 MHz – 30 MHz	824/f (=27.5 <sub>30MHz</sub> )	2.19/f (=0.073 <sub>30MHz</sub> )	--

A KDB inquire was required to determine/confirm the applicable limits below 100 KHz.



Shenzhen LCS Compliance Testing Laboratory Ltd.

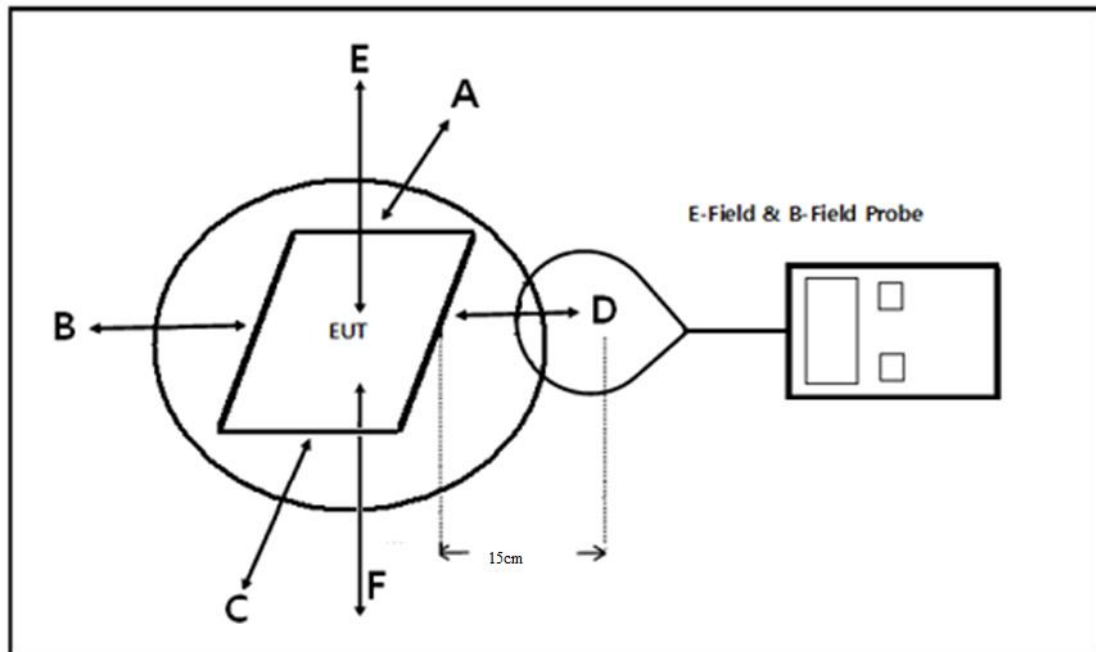
Add: 101, 201 Bldg A & 301 Bldg C, Juji Industrial Park Yabianxueziwei, Shajing Street, Baoan District, Shenzhen, 518000, China

Tel: +(86) 0755-82591330 | E-mail: webmaster@lcs-cert.com | Web: www.lcs-cert.com

Scan code to check authenticity



#### 4. Test Setup Diagram



#### 5. Test Equipment

Equipment	Manufacturer	Model	Serial no.	Calibrated date	Calibrated Due
Exposure Level Tester	Narda	ELT-400	N-0713	2022-10-29	2023-10-28
B-Field Probe	Narda	ELT-400	M-1154	2022-10-29	2023-10-28

#### 6. Measurement Procedure

- The RF exposure test was performed on 360 degree turn table in anechoic chamber.
- The measurement probe was placed at test distance (15cm and 20cm) which is between the edges of the charger and the geometric center of probe.
- The turn table was rotated 360 degree to search of highest strength.
- The highest emission level was recorded and compared with limit as soon as measurement of each points (A, B, C, D, E) were completed.
- The EUT were measured according to the dictates of KDB 680106D01v03.



Shenzhen LCS Compliance Testing Laboratory Ltd.

Add: 101, 201 Bldg A & 301 Bldg C, Juji Industrial Park Yabianxueziwei, Shajing Street, Baoan District, Shenzhen, 518000, China

Tel: +(86) 0755-82591330 | E-mail: webmaster@lcs-cert.com | Web: www.lcs-cert.com

Scan code to check authenticity



## 7. Equipment Approval Considerations

The EUT does comply with item 5.2 of KDB 680106 D01v03 as follows table;

Requirements of KDB 680106 D01	Yes / No	Description
Power transfer frequency is less than 1 MHz	Yes	The device operate in the frequency range 111.0 KHz - 205 KHz
Output power from each primary coil is less than 15 watts	Yes	The maximum output power of the primary coil is 10W.
The system may consist of more than one source primary coils, charging one or more clients. If more than one primary coil is present, the coil pairs may be powered on at the same time.	Yes	The transfer system includes single coil that is able to detect receiver device.
Client device is placed directly in contact with the transmitter.	Yes	Client device is placed directly in contact with the transmitter.
Mobile exposure conditions only (portable exposure conditions are not covered by this exclusion).	Yes	Mobile exposure conditions only
The aggregate H-field strengths at 15 cm surrounding the device and 20 cm above the top surface from all simultaneous transmitting coils are demonstrated to be less than 50% of the MPE limit.	Yes	The EUT H-field strengths at 15 cm surrounding the device and 20 cm above the top surface from all simultaneous transmitting coils are demonstrated to be less than 50% of the MPE limit.

In all other cases, unless excluded above, an RF exposure evaluation report must be reviewed and accepted through a KDB or PBA inquiry to enable authorization of the equipment. When evaluation is required to show compliance; for example, using field strength, power density, SAR measurements or computational modeling etc., the specific authorization requirements will be determined based on the results of the RF exposure evaluation.

## 8. E and H field Strength

Test Modes		
Mode 1	EUT+ Mobile Phone (Battery Status: <1%)	Record
Mode 2	EUT+ Mobile Phone (Battery Status: <50%)	Record
Mode 3	EUT + Mobile Phone (Battery Status: 100%)	Record
Note: All test modes were pre-tested, but we only recorded the worst case in this report.		



Shenzhen LCS Compliance Testing Laboratory Ltd.

Add: 101, 201 Bldg A & 301 Bldg C, Juji Industrial Park Yabianxueziwei, Shajing Street, Baoan District, Shenzhen, 518000, China

Tel: +(86) 0755-82591330 | E-mail: webmaster@lcs-cert.com | Web: www.lcs-cert.com

Scan code to check authenticity



Field Strength at 15 cm from the edges surrounding the EUT and 15cm from the top surface of the EUT

Load mode	Frequency Range (kHz)	Field Strength	Measured Field Strength Values					50% Limits	Limits
			Test Position A	Test Position B	Test Position C	Test Position D	Test Position E		
Mode 1	111~205	uT	0.127	0.136	0.139	0.132	0.139	--	--
Mode 1	111~205	A/m	0.101	0.109	0.111	0.106	0.111	0.815	1.63
Mode 1	111~205	V/m	38.072	40.883	41.702	39.771	41.838	307.0	614.0
Mode 2	111~205	uT	0.120	0.134	0.134	0.130	0.141	--	--
Mode 2	111~205	A/m	0.096	0.107	0.107	0.104	0.113	0.815	1.63
Mode 2	111~205	V/m	36.097	40.301	40.350	39.018	42.543	307.0	614.0
Mode 3	111~205	uT	0.123	0.130	0.135	0.133	0.139	--	--
Mode 3	111~205	A/m	0.098	0.104	0.108	0.106	0.111	0.815	1.63
Mode 3	111~205	V/m	36.874	39.072	40.653	39.929	41.731	307.0	614.0

Field Strength at 20 cm from the edges surrounding the EUT and 20cm from the top surface of the EUT

Load mode	Frequency Range (kHz)	Field Strength	Measured Field Strength Values	50% Limits	Limits
			Test Position E		
Mode 1	111~205	uT	0.127	--	--
Mode 1	111~205	A/m	0.102	0.815	1.63
Mode 1	111~205	V/m	38.247	307	614
Mode 2	111~205	uT	0.121	--	--
Mode 2	111~205	A/m	0.097	0.815	1.63
Mode 2	111~205	V/m	36.269	307	614
Mode 3	111~205	uT	0.126	--	--
Mode 3	111~205	A/m	0.101	0.815	1.63
Mode 3	111~205	V/m	37.857	307	614

Note:  $V/m = 10^{((20 \lg(A/m \cdot 10^6) + 51.5) - 120)/20}$

Note:  $A/m = uT/1.25$



Shenzhen LCS Compliance Testing Laboratory Ltd.

Add: 101, 201 Bldg A & 301 Bldg C, Juji Industrial Park Yabianxueziwei, Shajing Street, Baoan District, Shenzhen, 518000, China

Tel: +(86) 0755-82591330 | E-mail: webmaster@lcs-cert.com | Web: www.lcs-cert.com


Scan code to check authenticity





## 9. Test Setup Photos

### 9.1. Test Position A - Exposure photo from side edge surface-Rear



(TM1)

### 9.1. Test Position B - Exposure photo from side edge surface-Left



(TM1)



Shenzhen LCS Compliance Testing Laboratory Ltd.

Add: 101, 201 Bldg A & 301 Bldg C, Juji Industrial Park Yabianxueziwei, Shajing Street, Baoan District, Shenzhen, 518000, China

Tel: +(86) 0755-82591330 | E-mail: webmaster@lcs-cert.com | Web: www.lcs-cert.com

Scan code to check authenticity




### 9.2. Test Position C - Exposure photo from side edge surface-Front



(TM1)

### 9.3. Test Position D - Exposure photo from side edge surface-Right



(TM1)



Shenzhen LCS Compliance Testing Laboratory Ltd.

Add: 101, 201 Bldg A & 301 Bldg C, Juji Industrial Park Yabianxueziwei, Shajing Street, Baoan District, Shenzhen, 518000, China

Tel: +(86) 0755-82591330 | E-mail: webmaster@lcs-cert.com | Web: www.lcs-cert.com

Scan code to check authenticity






**9.4. Test Position E - Exposure photo from top surface (20cm)**



(TM1)

**9.5. Test Position E- Exposure photo from top surface (15cm)**



(TM1)



Shenzhen LCS Compliance Testing Laboratory Ltd.

Add: 101, 201 Bldg A & 301 Bldg C, Juji Industrial Park Yabianxueziwei, Shajing Street, Baoan District, Shenzhen, 518000, China

Tel: +(86) 0755-82591330 | E-mail: [webmaster@lcs-cert.com](mailto:webmaster@lcs-cert.com) | Web: [www.lcs-cert.com](http://www.lcs-cert.com)

Scan code to check authenticity



## 10. Conclusion

A minimum safety distance of at 15 cm surrounding the device and 20 cm above the top surface of the device is required when the device is charging a smart phone. The detected emissions with a distance of 15 cm surrounding the device and 20 cm above the top surface of the device are below the limitations according to FCC KDB 680106 D01 Section 3. RF Exposure Requirement Clause 3.

## Revision History

Report Version	Issue Date	Revision Content	Revised By
000	April 26, 2023	Initial Issue	--

.....END OF REPORT.....



Shenzhen LCS Compliance Testing Laboratory Ltd.

Add: 101, 201 Bldg A & 301 Bldg C, Juji Industrial Park Yabianxueziwei, Shajing Street, Baoan District, Shenzhen, 518000, China

Tel: +(86) 0755-82591330 | E-mail: [webmaster@lcs-cert.com](mailto:webmaster@lcs-cert.com) | Web: [www.lcs-cert.com](http://www.lcs-cert.com)

Scan code to check authenticity