

Attachment 1: External Photo of EUT




Photo 1: The whole product view

DR5018S:




Photo 2: The whole product view




Photo 3: The whole product view




Photo 4: The whole product view




Photo 5: The whole product view




Photo 6: The whole product view



Photo 7: The whole product view




Photo 8: The whole product view




Photo 9: The whole product view




Photo 10: The whole product view




Photo 11: The whole product view




Photo 12: The whole product view




Photo 13: The whole product view




Photo 14: The whole product view




Photo 15: The whole product view




Photo 16: The whole product view




Photo 17: The whole product view




Photo 18: The whole product view




Photo 19: The whole product view




Photo 21: The product of 2.4G PCB Antenna view

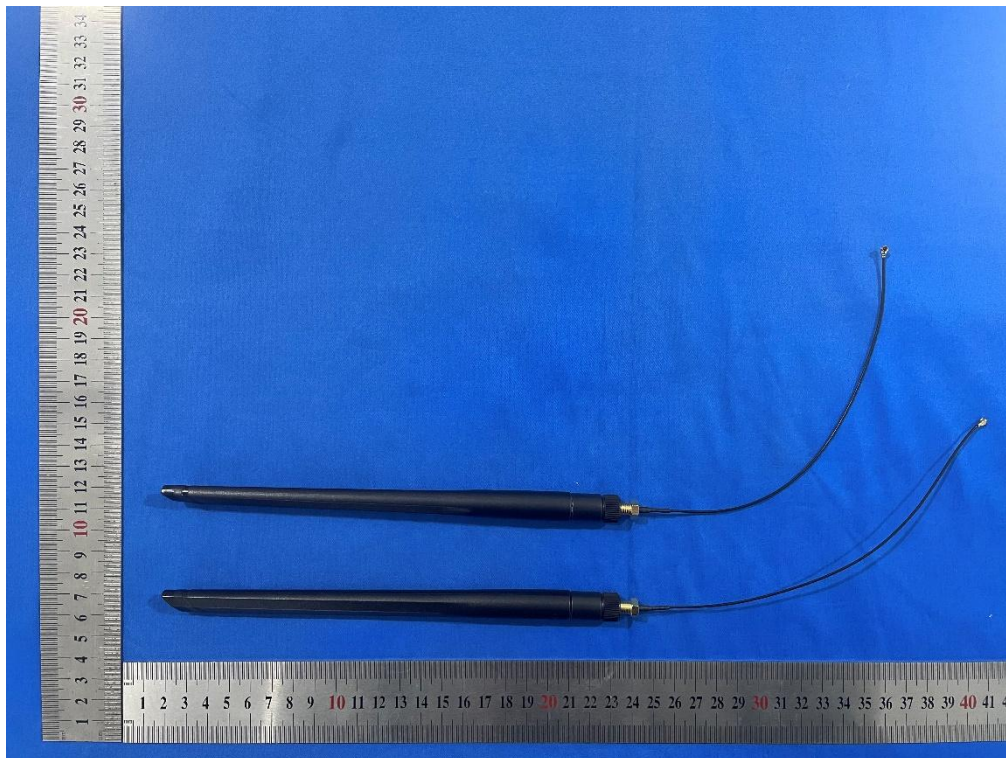


Photo 21: The product of DRA2G5G5D-A-B Antenna view




Photo 22: The product of DRA25 Antenna view




Photo 23: The product of DR5G15 Antenna view




Photo 24: The product of DR5G15 Antenna view




Photo 25: The product of DR5G17 Antenna view




Photo 26: The product of DR5G17 Antenna view




Photo 27: The product of DR5G19 Antenna view




Photo 28: The product of DR5G19 Antenna view