


## 9. PHOTOGRAPHS

Radiated emissions test set up



X Plane set up – standing upright





Z plane standing up right but turned 90 degrees





Y plane – Laying flat on the test table







### Schwarzbeck Biconnical Antenna (30 – 300 MHz)







**Schwarzbeck log periodic antenna (300 – 1000 MHz)**





**EMCO 3115 Horn Antenna (1 – 18 GHz)**







