TEST RESULTS DATA
Average Output Power

2.4GHz Band															
Mod.	Data Rate	NTX	CH.	Freq. (MHz)	Average Conducted Power (dBm)		Conducted Power Limit (dBm)		DG (dBi)		EIRP Power (dBm)		EIRP Power Limit (dBm)		Pass /Fail
					Ant 1	Ant 2	Ant 1	Ant 2	Ant 1	Ant 2	Ant 1	Ant 2	Ant 1	Ant 2	
11b	1Mbps	1	1	2412	14.03	15.00	30.00	30.00	0.50	-1.40	14.53	13.60	36.00	36.00	Pass
11b	1Mbps	1	6	2437	14.05	14.88	30.00	30.00	0.50	-1.40	14.55	13.48	36.00	36.00	Pass
11b	1Mbps	1	11	2462	14.15	14.96	30.00	30.00	0.50	-1.40	14.65	13.56	36.00	36.00	Pass
11b	1Mbps	1	12	2467	14.02	15.05	30.00	30.00	0.50	-1.40	14.52	13.65	36.00	36.00	Pass
11b	1Mbps	1	13	2472	14.13	15.02	30.00	30.00	0.50	-1.40	14.63	13.62	36.00	36.00	Pass
11g	6Mbps	1	1	2412	14.16	13.83	30.00	30.00	0.50	-1.40	14.66	12.43	36.00	36.00	Pass
11g	6Mbps	1	6	2437	14.11	13.98	30.00	30.00	0.50	-1.40	14.61	12.58	36.00	36.00	Pass
11g	6Mbps	1	11	2462	14.09	14.05	30.00	30.00	0.50	-1.40	14.59	12.65	36.00	36.00	Pass
11g	6Mbps	1	12	2467	12.00	12.38	30.00	30.00	0.50	-1.40	12.50	10.98	36.00	36.00	Pass
11g	6Mbps	1	13	2472	10.02	10.01	30.00	30.00	0.50	-1.40	10.52	8.61	36.00	36.00	Pass
HT20	MCS0	1	1	2412	13.97	13.86	30.00	30.00	0.50	-1.40	14.47	12.46	36.00	36.00	Pass
HT20	MCS0	1	6	2437	13.83	13.80	30.00	30.00	0.50	-1.40	14.33	12.40	36.00	36.00	Pass
HT20	MCS0	1	11	2462	13.95	13.85	30.00	30.00	0.50	-1.40	14.45	12.45	36.00	36.00	Pass
HT20	MCS0	1	12	2467	12.11	12.01	30.00	30.00	0.50	-1.40	12.61	10.61	36.00	36.00	Pass
HT20	MCS0	1	13	2472	9.15	8.78	30.00	30.00	0.50	-1.40	9.65	7.38	36.00	36.00	Pass

Note: Measured power (dBm) has offset with cable loss.

TEST RESULTS DATA
6dB and 99% Occupied Bandwidth

2.4GHz Band										
Mod.	Data Rate	NTX	CH.	Freq. (MHz)	99% Occupied BW (MHz)		6dB BW (MHz)		6dB BW Limit (MHz)	Pass/Fail
					Ant 1	Ant 2	Ant 1	Ant 2		
11b	1Mbps	1	1	2412	12.89	13.04	8.06	8.06	0.50	Pass
11b	1Mbps	1	6	2437	12.94	13.04	8.06	7.56	0.50	Pass
11b	1Mbps	1	11	2462	13.04	13.19	8.06	8.56	0.50	Pass
11b	1Mbps	1	12	2467	12.99	13.09	8.02	7.56	0.50	Pass
11b	1Mbps	1	13	2472	12.99	13.09	8.56	8.04	0.50	Pass
11g	6Mbps	1	1	2412	17.88	17.73	15.12	15.12	0.50	Pass
11g	6Mbps	1	6	2437	17.88	17.73	15.12	15.32	0.50	Pass
11g	6Mbps	1	11	2462	17.73	17.63	15.08	15.44	0.50	Pass
11g	6Mbps	1	12	2467	17.63	17.63	15.22	15.34	0.50	Pass
11g	6Mbps	1	13	2472	17.58	17.58	15.44	15.06	0.50	Pass
HT20	MCS0	1	1	2412	18.63	18.68	15.12	15.12	0.50	Pass
HT20	MCS0	1	6	2437	18.63	18.58	15.12	15.32	0.50	Pass
HT20	MCS0	1	11	2462	18.63	18.68	15.70	16.08	0.50	Pass
HT20	MCS0	1	12	2467	18.33	18.38	15.12	15.34	0.50	Pass
HT20	MCS0	1	13	2472	18.28	18.33	15.44	15.94	0.50	Pass

Report Number : FR170813-01C

TEST RESULTS DATA
Peak Power Spectral Density

2.4GHz Band											
Mod.	Data Rate	NTX	CH.	Freq. (MHz)	Peak PSD (dBm/3kHz)		DG (dBi)		Peak PSD Limit (dBm/3kHz)		Pass/Fail
					Ant 1	Ant 2	Ant 1	Ant 2	Ant 1	Ant 2	
11b	1Mbps	1	1	2412	-17.97	-16.88	0.50	-1.40	8.00	8.00	Pass
11b	1Mbps	1	6	2437	-17.90	-17.17	0.50	-1.40	8.00	8.00	Pass
11b	1Mbps	1	11	2462	-18.01	-16.83	0.50	-1.40	8.00	8.00	Pass
11b	1Mbps	1	12	2467	-17.67	-16.75	0.50	-1.40	8.00	8.00	Pass
11b	1Mbps	1	13	2472	-18.05	-16.95	0.50	-1.40	8.00	8.00	Pass
11g	6Mbps	1	1	2412	-20.57	-20.44	0.50	-1.40	8.00	8.00	Pass
11g	6Mbps	1	6	2437	-20.38	-20.80	0.50	-1.40	8.00	8.00	Pass
11g	6Mbps	1	11	2462	-20.39	-20.56	0.50	-1.40	8.00	8.00	Pass
11g	6Mbps	1	12	2467	-22.19	-22.29	0.50	-1.40	8.00	8.00	Pass
11g	6Mbps	1	13	2472	-23.96	-24.22	0.50	-1.40	8.00	8.00	Pass
HT20	MCS0	1	1	2412	-20.48	-20.78	0.50	-1.40	8.00	8.00	Pass
HT20	MCS0	1	6	2437	-20.53	-20.55	0.50	-1.40	8.00	8.00	Pass
HT20	MCS0	1	11	2462	-20.65	-20.61	0.50	-1.40	8.00	8.00	Pass
HT20	MCS0	1	12	2467	-22.10	-22.48	0.50	-1.40	8.00	8.00	Pass
HT20	MCS0	1	13	2472	-25.14	-25.10	0.50	-1.40	8.00	8.00	Pass

Measured power density (dBm) has offset with cable loss.

Appendix B. AC Conducted Emission Test Results

Test Engineer :	Amos Zhang	**Temperature :**	25.3~26.2℃
		Relative Humidity :	38~40%
Test Voltage :	120Vac / 60Hz	**Phase :**	Line
Remark :	All emissions not reported here are more than 10 dB below the prescribed limit.		

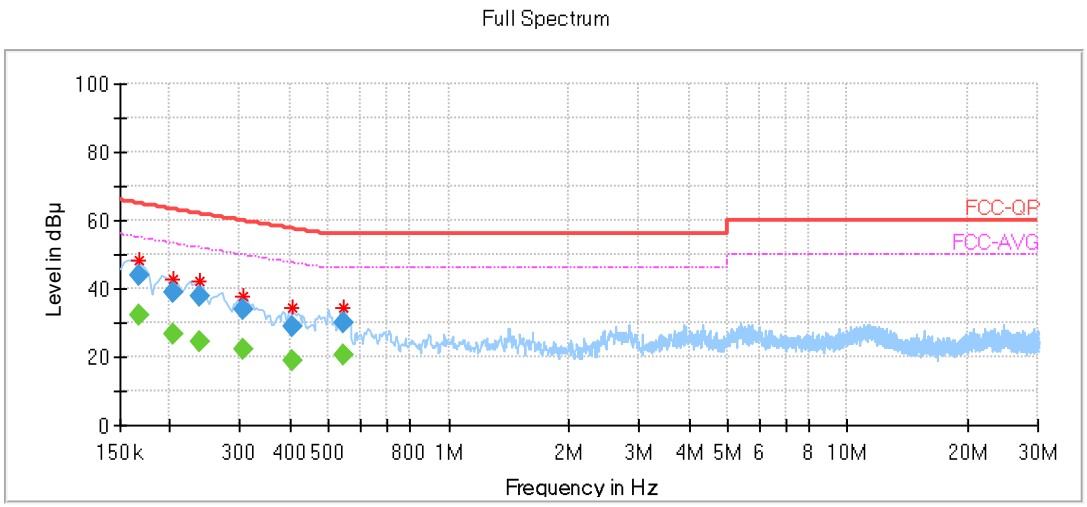

Final_Result

Frequency (MHz)	QuasiPeak (dBuV)	CAverage (dBuV)	Limit (dBuV)	Margin (dB)	Line	Filter	Corr. (dB)
0.166462	---	31.97	55.06	23.08	L1	OFF	20.0
0.166462	44.14	---	65.07	20.93	L1	OFF	20.0
0.203006	---	26.79	53.30	26.51	L1	OFF	20.0
0.203006	38.98	---	63.33	24.35	L1	OFF	20.0
0.238069	---	24.60	51.93	27.32	L1	OFF	19.9
0.238069	37.84	---	61.97	24.13	L1	OFF	19.9
0.306000	---	22.04	49.84	27.80	L1	OFF	19.9
0.306000	33.95	---	59.88	25.93	L1	OFF	19.9
0.405975	---	18.89	47.59	28.70	L1	OFF	19.9
0.405975	28.91	---	57.62	28.70	L1	OFF	19.9
0.542494	---	20.46	46.00	25.54	L1	OFF	19.8
0.542494	30.02	---	56.00	25.98	L1	OFF	19.8

Test Engineer :	Amos Zhang	**Temperature :**	25.3~26.2℃
		Relative Humidity :	38~40%
Test Voltage :	120Vac / 60Hz	**Phase :**	Neutral
Remark :	All emissions not reported here are more than 10 dB below the prescribed limit.		

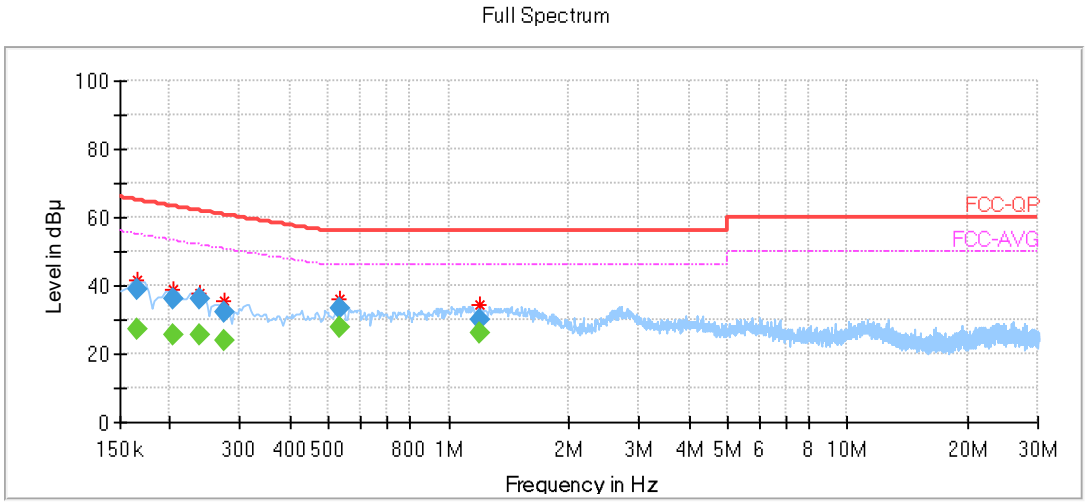

Final_Result

Frequency (MHz)	QuasiPeak (dBuV)	CAverage (dBuV)	Limit (dBuV)	Margin (dB)	Line	Filter	Corr. (dB)
0.164925	---	26.95	55.14	28.19	N	OFF	20.2
0.164925	39.03	---	65.15	26.12	N	OFF	20.2
0.203719	---	25.80	53.27	27.47	N	OFF	20.2
0.203719	36.04	---	63.30	27.26	N	OFF	20.2
0.237300	---	25.38	51.96	26.57	N	OFF	20.1
0.237300	36.33	---	62.00	25.67	N	OFF	20.1
0.272362	---	24.10	50.80	26.70	N	OFF	20.1
0.272362	32.49	---	60.84	28.35	N	OFF	20.1
0.531356	---	27.70	46.00	18.30	N	OFF	19.9
0.531356	33.11	---	56.00	22.89	N	OFF	19.9
1.195526	---	25.95	46.00	20.05	N	OFF	19.8
1.195526	30.26	---	56.00	25.75	N	OFF	19.8

Note:

1. Level(dBµV) = Read Level(dBµV) + LISN Factor(dB) + Cable Loss(dB)
2. Over Limit(dB) = Level(dBµV) – Limit Line(dBµV)

Appendix C. Radiated Spurious Emission

WIFI TX With AP16(US)

2.4GHz 2400~2483.5MHz---ANT 1

WIFI 802.11b (Band Edge @ 3m)

WIFI Ant.	Note	Frequency	Level	Over Limit	Limit Line	Read Level	Antenna Factor	Path Loss	Preamp Factor	Ant Pos	Table Pos	Peak Avg.	Pol.
1		(MHz)	(dBμV/m)	(dB)	(dBμV/m)	(dBμV)	(dB/m)	(dB)	(dB)	(cm)	(deg)	(P/A)	(H/V)
802.11b CH 01 2412MHz		2332.62	54.43	-19.57	74	48.85	32	7.04	33.46	104	53	P	H
		2389.56	43.3	-10.7	54	37.44	32.15	7.16	33.45	104	53	A	H
	*	2414	95.07	-	-	89.13	32.2	7.18	33.44	104	53	P	H
	*	2414	91.84	-	-	85.9	32.2	7.18	33.44	104	53	A	H
		2389.17	55.75	-18.25	74	48.54	33.5	7.16	33.45	146	46	P	V
		2386.57	44.67	-9.33	54	37.46	33.5	7.16	33.45	146	46	A	V
	*	2414	100.4	-	-	93.29	33.37	7.18	33.44	146	46	P	V
	*	2414	97.41	-	-	90.3	33.37	7.18	33.44	146	46	A	V
802.11b CH 06 2437MHz		2377.6	54.86	-19.14	74	49.08	32.1	7.13	33.45	397	290	P	H
		2389.95	43.41	-10.59	54	37.55	32.15	7.16	33.45	397	290	A	H
		2492.44	54.63	-19.37	74	49.05	31.7	7.3	33.42	397	290	P	H
		2483.92	43.18	-10.82	54	37.54	31.8	7.27	33.43	397	290	A	H
	*	2436	101.1	-	-	95.34	32	7.2	33.44	397	290	P	H
	*	2436	97.93	-	-	92.17	32	7.2	33.44	397	290	A	H
		2384.1	55.66	-18.34	74	48.69	33.29	7.13	33.45	152	39	P	V
		2385.27	44.66	-9.34	54	37.69	33.29	7.13	33.45	152	39	A	V
		2494.12	55.25	-18.75	74	48.64	32.73	7.3	33.42	152	39	P	V
		2486.32	44.07	-9.93	54	37.36	32.86	7.27	33.42	152	39	A	V
	*	2436	101.07	-	-	94.07	33.24	7.2	33.44	152	39	P	V
	*	2436	97.74	-	-	90.74	33.24	7.2	33.44	152	39	A	V

802.11b CH 11 2462MHz		2484.04	55.36	-18.64	74	49.72	31.8	7.27	33.43	145	39	P	H
		2487.52	43.22	-10.78	54	37.64	31.7	7.3	33.42	145	39	A	H
	*	2462	99.57	-	-	93.85	31.9	7.25	33.43	145	39	P	H
	*	2460	96.44	-	-	90.72	31.9	7.25	33.43	145	39	A	H
		2485.48	56.1	-17.9	74	49.4	32.86	7.27	33.43	330	335	P	V
		2483.62	44.31	-9.69	54	37.61	32.86	7.27	33.43	330	335	A	V
	*	2462	102.99	-	-	96.18	32.99	7.25	33.43	330	335	P	V
	*	2460	99.81	-	-	93	32.99	7.25	33.43	330	335	A	V
Remark	1. No other spurious found. 2. All results are PASS against Peak and Average limit line.												

WIFI Ant. 1	Note	Frequency (MHz)	Level (dBμV/m)	Over Limit (dB)	Limit Line (dBμV/m)	Read Level (dBμV)	Antenna Factor (dB/m)	Path Loss (dB)	Preamp Factor (dB)	Ant Pos (cm)	Table Pos (deg)	Peak Avg. (P/A)	Pol. (H/V)
802.11b CH 12 2467MHz		2490.04	54.1	-19.9	74	48.52	31.7	7.3	33.42	170	40	P	H
		2483.86	43.37	-10.63	54	37.73	31.8	7.27	33.43	170	40	A	H
	*	2466	98.46	-	-	92.74	31.9	7.25	33.43	170	40	P	H
	*	2466	95.14	-	-	89.42	31.9	7.25	33.43	170	40	A	H
		2483.5	55.45	-18.55	74	48.75	32.86	7.27	33.43	390	228	P	V
		2483.62	45.23	-8.77	54	38.53	32.86	7.27	33.43	390	228	A	V
	*	2466	102.55	-	-	95.74	32.99	7.25	33.43	390	228	P	V
	*	2466	99.39	-	-	92.58	32.99	7.25	33.43	390	228	A	V
802.11b CH 13 2472MHz		2483.92	55.43	-18.57	74	49.79	31.8	7.27	33.43	135	42	P	H
		2484.76	45.09	-8.91	54	39.45	31.8	7.27	33.43	135	42	A	H
	*	2472	98.42	-	-	92.78	31.8	7.27	33.43	135	42	P	H
	*	2470	95.24	-	-	89.62	31.8	7.25	33.43	135	42	A	H
		2484.64	56.99	-17.01	74	50.29	32.86	7.27	33.43	378	223	P	V
		2484.58	48.94	-5.06	54	42.24	32.86	7.27	33.43	378	223	A	V
	*	2472	102.32	-	-	95.62	32.86	7.27	33.43	378	223	P	V
	*	2470	99.16	-	-	92.35	32.99	7.25	33.43	378	223	A	V
Remark	1. No other spurious found. 2. All results are PASS against Peak and Average limit line.												

2.4GHz 2400~2483.5MHz---ANT 1

WIFI 802.11b (Harmonic @ 3m)

WIFI Ant. 1	Note	Frequency (MHz)	Level (dBμV/m)	Over Limit (dB)	Limit Line (dBμV/m)	Read Level (dBμV)	Antenna Factor (dB/m)	Path Loss (dB)	Preamp Factor (dB)	Ant Pos (cm)	Table Pos (deg)	Peak Avg. (P/A)	Pol. (H/V)
802.11b CH 01 2412MHz		4824	46.05	-27.95	74	62.62	34.98	10.26	61.81	300	0	P	H
		4824	49.55	-24.45	74	66.26	34.84	10.26	61.81	300	360	P	V
802.11b CH 06 2437MHz		4872	44.28	-29.72	74	60.69	35.04	10.32	61.77	300	0	P	H
		7308	42.69	-31.31	74	55.14	36.86	12.75	62.06	300	0	P	H
		4872	49.06	-24.94	74	65.68	34.83	10.32	61.77	300	360	P	V
		7308	42.58	-31.42	74	55.5	36.39	12.75	62.06	300	360	P	V
802.11b CH 11 2462MHz		4926	45.24	-28.76	74	61.49	35.1	10.39	61.74	300	0	P	H
		7386	44.61	-29.39	74	56.97	36.88	12.83	62.07	300	0	P	H
		4926	48.51	-25.49	74	65.04	34.82	10.39	61.74	300	360	P	V
		7386	44.82	-29.18	74	57.62	36.44	12.83	62.07	300	360	P	V
Remark	1. No other spurious found. 2. All results are PASS against Peak and Average limit line.												

WIFI Ant. 1	Note	Frequency (MHz)	Level (dBμV/m)	Over Limit (dB)	Limit Line (dBμV/m)	Read Level (dBμV)	Antenna Factor (dB/m)	Path Loss (dB)	Preamp Factor (dB)	Ant Pos (cm)	Table Pos (deg)	Peak Avg. (P/A)	Pol. (H/V)
802.11b CH 12 2467MHz		4932	45.58	-28.42	74	61.83	35.1	10.39	61.74	300	0	P	H
		7404	43.6	-30.4	74	55.94	36.88	12.85	62.07	300	0	P	H
		4932	48.45	-25.55	74	64.98	34.82	10.39	61.74	300	360	P	V
		7404	45.44	-28.56	74	58.21	36.45	12.85	62.07	300	360	P	V
802.11b CH 13 2472MHz		4944	46.01	-27.99	74	62.21	35.12	10.41	61.73	300	0	P	H
		7416	44.19	-29.81	74	56.53	36.88	12.85	62.07	300	0	P	H
		4944	49.23	-24.77	74	65.74	34.81	10.41	61.73	300	360	P	V
		7416	44	-30	74	56.77	36.45	12.85	62.07	300	360	P	V
Remark	1. No other spurious found. 2. All results are PASS against Peak and Average limit line.												

2.4GHz 2400~2483.5MHz---ANT 1

WIFI 802.11g (Band Edge @ 3m)

WIFI Ant. 1	Note	Frequency (MHz)	Level (dBμV/m)	Over Limit (dB)	Limit Line (dBμV/m)	Read Level (dBμV)	Antenna Factor (dB/m)	Path Loss (dB)	Preamp Factor (dB)	Ant Pos (cm)	Table Pos (deg)	Peak Avg. (P/A)	Pol. (H/V)
802.11g CH 01 2412MHz		2389.95	59.31	-14.69	74	53.45	32.15	7.16	33.45	204	65	P	H
		2389.56	44.61	-9.39	54	38.75	32.15	7.16	33.45	204	65	A	H
	*	2414	99.42	-	-	93.48	32.2	7.18	33.44	204	65	P	H
	*	2414	91.61	-	-	85.67	32.2	7.18	33.44	204	65	A	H
		2386.44	62.63	-11.37	74	55.42	33.5	7.16	33.45	335	280	P	V
		2389.95	47.53	-6.47	54	40.32	33.5	7.16	33.45	335	280	A	V
	*	2412	103.86	-	-	96.75	33.37	7.18	33.44	335	280	P	V
	*	2410	95.91	-	-	88.8	33.37	7.18	33.44	335	280	A	V
802.11g CH 06 2437MHz		2372.14	55.43	-18.57	74	49.65	32.1	7.13	33.45	294	330	P	H
		2387.48	44.72	-9.28	54	38.86	32.15	7.16	33.45	294	330	A	H
		2489.14	55.1	-18.9	74	49.52	31.7	7.3	33.42	294	330	P	H
		2484.58	44.6	-9.4	54	38.96	31.8	7.27	33.43	294	330	A	H
		2436	103.12	-	-	97.36	32	7.2	33.44	294	330	P	H
		2436	95.39	-	-	89.63	32	7.2	33.44	294	330	A	H
		2366.29	56.17	-17.83	74	49.44	33.08	7.1	33.45	100	11	P	V
		2388.39	45.67	-8.33	54	38.46	33.5	7.16	33.45	100	11	A	V
		2498.02	55.32	-18.68	74	48.71	32.73	7.3	33.42	100	11	P	V
		2488.54	44.97	-9.03	54	38.36	32.73	7.3	33.42	100	11	A	V
		2436	100.13	-	-	93.13	33.24	7.2	33.44	100	11	P	V
		2434	92.58	-	-	85.58	33.24	7.2	33.44	100	11	A	V

802.11g CH 11 2462MHz		2485.12	55	-19	74	49.46	31.7	7.27	33.43	100	329	P	H
		2483.8	44.49	-9.51	54	38.85	31.8	7.27	33.43	100	329	A	H
	*	2460	98.79	-	-	93.07	31.9	7.25	33.43	100	329	P	H
	*	2462	90.94	-	-	85.22	31.9	7.25	33.43	100	329	A	H
		2484.1	59.03	-14.97	74	52.33	32.86	7.27	33.43	376	338	P	V
		2483.56	46.51	-7.49	54	39.81	32.86	7.27	33.43	376	338	A	V
	*	2462	103.6	-	-	96.79	32.99	7.25	33.43	376	338	P	V
	*	2460	96	-	-	89.19	32.99	7.25	33.43	376	338	A	V
Remark	1. No other spurious found. 2. All results are PASS against Peak and Average limit line.												

WIFI Ant. 1	Note	Frequency (MHz)	Level (dBμV/m)	Over Limit (dB)	Limit Line (dBμV/m)	Read Level (dBμV)	Antenna Factor (dB/m)	Path Loss (dB)	Preamp Factor (dB)	Ant Pos (cm)	Table Pos (deg)	Peak Avg. (P/A)	Pol. (H/V)
802.11g CH 12 2467MHz		2483.56	57.18	-16.82	74	51.54	31.8	7.27	33.43	297	0	P	H
		2483.5	44.95	-9.05	54	39.31	31.8	7.27	33.43	297	0	A	H
	*	2468	96.25	-	-	90.53	31.9	7.25	33.43	297	0	P	H
	*	2466	88.62	-	-	82.9	31.9	7.25	33.43	297	0	A	H
		2485.78	63.35	-10.65	74	56.64	32.86	7.27	33.42	319	319	P	V
		2483.5	49.43	-4.57	54	42.73	32.86	7.27	33.43	319	319	A	V
	*	2468	101.29	-	-	94.48	32.99	7.25	33.43	319	319	P	V
	*	2466	93.43	-	-	86.62	32.99	7.25	33.43	319	319	A	V
802.11g CH 13 2472MHz		2484.34	63.45	-10.55	74	57.81	31.8	7.27	33.43	111	23	P	H
		2483.5	47.36	-6.64	54	41.72	31.8	7.27	33.43	111	23	A	H
	*	2474	95.02	-	-	89.38	31.8	7.27	33.43	111	23	P	H
	*	2474	87.41	-	-	81.77	31.8	7.27	33.43	111	23	A	H
		2483.5	64.69	-9.31	74	57.99	32.86	7.27	33.43	127	176	P	V
		2483.5	50	-4	54	43.3	32.86	7.27	33.43	127	176	A	V
	*	2470	99.34	-	-	92.53	32.99	7.25	33.43	127	176	P	V
	*	2470	91.63	-	-	84.82	32.99	7.25	33.43	127	176	A	V
Remark	1. No other spurious found. 2. All results are PASS against Peak and Average limit line.												

2.4GHz 2400~2483.5MHz---ANT 1

WIFI 802.11g (Harmonic @ 3m)

WIFI Ant. 1	Note	Frequency (MHz)	Level (dBμV/m)	Over Limit (dB)	Limit Line (dBμV/m)	Read Level (dBμV)	Antenna Factor (dB/m)	Path Loss (dB)	Preamp Factor (dB)	Ant Pos (cm)	Table Pos (deg)	Peak Avg. (P/A)	Pol. (H/V)
802.11g CH 01 2412MHz		4824	41.32	-32.68	74	57.89	34.98	10.26	61.81	300	0	P	H
		4824	43.33	-30.67	74	60.04	34.84	10.26	61.81	300	360	P	V
802.11g CH 06 2437MHz		4872	40.73	-33.27	74	57.14	35.04	10.32	61.77	300	0	P	H
		7308	42.97	-31.03	74	55.42	36.86	12.75	62.06	300	0	P	H
		4872	42.61	-31.39	74	59.23	34.83	10.32	61.77	300	360	P	V
		7308	42.46	-31.54	74	55.38	36.39	12.75	62.06	300	360	P	V
802.11g CH 11 2462MHz		4926	40.78	-33.22	74	57.03	35.1	10.39	61.74	300	0	P	H
		7386	43.55	-30.45	74	55.91	36.88	12.83	62.07	300	0	P	H
		4926	41.96	-32.04	74	58.49	34.82	10.39	61.74	300	360	P	V
		7386	44.2	-29.8	74	57	36.44	12.83	62.07	300	360	P	V
Remark	1. No other spurious found. 2. All results are PASS against Peak and Average limit line.												

WIFI Ant. 1	Note	Frequency (MHz)	Level (dBμV/m)	Over Limit (dB)	Limit Line (dBμV/m)	Read Level (dBμV)	Antenna Factor (dB/m)	Path Loss (dB)	Preamp Factor (dB)	Ant Pos (cm)	Table Pos (deg)	Peak Avg. (P/A)	Pol. (H/V)
802.11g CH 12 2467MHz		4932	40.61	-33.39	74	56.86	35.1	10.39	61.74	300	0	P	H
		7404	42.81	-31.19	74	55.15	36.88	12.85	62.07	300	0	P	H
		4932	41.25	-32.75	74	57.78	34.82	10.39	61.74	300	360	P	V
		7404	42.83	-31.17	74	55.6	36.45	12.85	62.07	300	360	P	V
802.11g CH 13 2472MHz		4944	40.92	-33.08	74	57.12	35.12	10.41	61.73	300	0	P	H
		7416	42.68	-31.32	74	55.02	36.88	12.85	62.07	300	0	P	H
		4944	40.57	-33.43	74	57.08	34.81	10.41	61.73	300	360	P	V
		7416	42.91	-31.09	74	55.68	36.45	12.85	62.07	300	360	P	V
Remark	1. No other spurious found. 2. All results are PASS against Peak and Average limit line.												

2.4GHz 2400~2483.5MHz---ANT 1

WIFI 802.11n HT20 (Band Edge @ 3m)

WIFI Ant. 1	Note	Frequency (MHz)	Level (dBμV/m)	Over Limit (dB)	Limit Line (dBμV/m)	Read Level (dBμV)	Antenna Factor (dB/m)	Path Loss (dB)	Preamp Factor (dB)	Ant Pos (cm)	Table Pos (deg)	Peak Avg. (P/A)	Pol. (H/V)
802.11n HT20 CH 01 2412MHz		2388.91	62.59	-11.41	74	56.73	32.15	7.16	33.45	127	55	P	H
		2389.95	46.45	-7.55	54	40.59	32.15	7.16	33.45	127	55	A	H
	*	2414	99.91	-	-	93.97	32.2	7.18	33.44	127	55	P	H
	*	2414	92.27	-	-	86.33	32.2	7.18	33.44	127	55	A	H
		2389.3	66.48	-7.52	74	59.27	33.5	7.16	33.45	340	335	P	V
		2389.95	49.21	-4.79	54	42	33.5	7.16	33.45	340	335	A	V
	*	2414	103.57	-	-	96.46	33.37	7.18	33.44	340	335	P	V
	*	2414	95.79	-	-	88.68	33.37	7.18	33.44	340	335	A	V
802.11n HT20 CH 06 2437MHz		2387.74	54.76	-19.24	74	48.9	32.15	7.16	33.45	133	51	P	H
		2386.18	44.25	-9.75	54	38.39	32.15	7.16	33.45	133	51	A	H
		2499.94	54.07	-19.93	74	48.49	31.7	7.3	33.42	133	51	P	H
		2496.34	43.93	-10.07	54	38.35	31.7	7.3	33.42	133	51	A	H
	*	2436	100.07	-	-	94.31	32	7.2	33.44	133	51	P	H
	*	2436	92.45	-	-	86.69	32	7.2	33.44	133	51	A	H
		2387.74	55.95	-18.05	74	48.74	33.5	7.16	33.45	308	335	P	V
		2385.14	45.76	-8.24	54	38.79	33.29	7.13	33.45	308	335	A	V
		2498.26	56.05	-17.95	74	49.44	32.73	7.3	33.42	308	335	P	V
		2484.46	45.12	-8.88	54	38.42	32.86	7.27	33.43	308	335	A	V
	*	2436	104.06	-	-	97.06	33.24	7.2	33.44	308	335	P	V
	*	2436	96.34	-	-	89.34	33.24	7.2	33.44	308	335	A	V

802.11n HT20 CH 11 2462MHz		2484.1	56.44	-17.56	74	50.8	31.8	7.27	33.43	146	41	P	H
		2483.62	45.12	-8.88	54	39.48	31.8	7.27	33.43	146	41	A	H
	*	2462	99.01	-	-	93.29	31.9	7.25	33.43	146	41	P	H
	*	2460	91.54	-	-	85.82	31.9	7.25	33.43	146	41	A	H
		2483.5	64.39	-9.61	74	57.69	32.86	7.27	33.43	329	335	P	V
		2483.5	49.62	-4.38	54	42.92	32.86	7.27	33.43	329	335	A	V
	*	2460	104.02	-	-	97.21	32.99	7.25	33.43	329	335	P	V
	*	2460	95.86	-	-	89.05	32.99	7.25	33.43	329	335	A	V
Remark	1. No other spurious found. 2. All results are PASS against Peak and Average limit line.												

WIFI Ant. 1	Note	Frequency (MHz)	Level (dBμV/m)	Over Limit (dB)	Limit Line (dBμV/m)	Read Level (dBμV)	Antenna Factor (dB/m)	Path Loss (dB)	Preamp Factor (dB)	Ant Pos (cm)	Table Pos (deg)	Peak Avg. (P/A)	Pol. (H/V)
802.11n HT20 CH 12 2467MHz		2485.42	56.41	-17.59	74	50.87	31.7	7.27	33.43	171	42	P	H
		2483.56	44.94	-9.06	54	39.3	31.8	7.27	33.43	171	42	A	H
	*	2466	97.12	-	-	91.4	31.9	7.25	33.43	171	42	P	H
	*	2466	89.33	-	-	83.61	31.9	7.25	33.43	171	42	A	H
		2483.68	65.48	-8.52	74	58.78	32.86	7.27	33.43	330	335	P	V
		2483.74	50.04	-3.96	54	43.34	32.86	7.27	33.43	330	335	A	V
	*	2468	102.57	-	-	95.76	32.99	7.25	33.43	330	335	P	V
	*	2466	94.51	-	-	87.7	32.99	7.25	33.43	330	335	A	V
802.11n HT20 CH 13 2472MHz		2483.62	60.28	-13.72	74	54.64	31.8	7.27	33.43	131	38	P	H
		2483.5	46.25	-7.75	54	40.61	31.8	7.27	33.43	131	38	A	H
	*	2470	93.67	-	-	88.05	31.8	7.25	33.43	131	38	P	H
	*	2470	86	-	-	80.38	31.8	7.25	33.43	131	38	A	H
		2483.56	65.23	-8.77	74	58.53	32.86	7.27	33.43	331	334	P	V
		2483.5	50.45	-3.55	54	43.75	32.86	7.27	33.43	331	334	A	V
	*	2472	99	-	-	92.3	32.86	7.27	33.43	331	334	P	V
	*	2470	91.2	-	-	84.39	32.99	7.25	33.43	331	334	A	V
Remark	1. No other spurious found. 2. All results are PASS against Peak and Average limit line.												

2.4GHz 2400~2483.5MHz---ANT 1

WIFI 802.11n HT20 (Harmonic @ 3m)

WIFI Ant. 1	Note	Frequency (MHz)	Level (dBμV/m)	Over Limit (dB)	Limit Line (dBμV/m)	Read Level (dBμV)	Antenna Factor (dB/m)	Path Loss (dB)	Preamp Factor (dB)	Ant Pos (cm)	Table Pos (deg)	Peak Avg. (P/A)	Pol. (H/V)
802.11n HT20 CH 01 2412MHz		4824	40.82	-33.18	74	57.39	34.98	10.26	61.81	300	0	P	H
		4824	42.33	-31.67	74	59.04	34.84	10.26	61.81	300	360	P	V
802.11n HT20 CH 06 2437MHz		4872	41.09	-32.91	74	57.5	35.04	10.32	61.77	300	0	P	H
		7308	42.91	-31.09	74	55.36	36.86	12.75	62.06	300	0	P	H
		4872	41.26	-32.74	74	57.88	34.83	10.32	61.77	300	360	P	V
		7308	43.83	-30.17	74	56.75	36.39	12.75	62.06	300	360	P	V
802.11n HT20 CH 11 2462MHz		4926	40.17	-33.83	74	56.42	35.1	10.39	61.74	300	0	P	H
		7386	43.07	-30.93	74	55.43	36.88	12.83	62.07	300	0	P	H
		4926	41.83	-32.17	74	58.36	34.82	10.39	61.74	300	360	P	V
		7386	42.04	-31.96	74	54.84	36.44	12.83	62.07	300	360	P	V
Remark	1. No other spurious found. 2. All results are PASS against Peak and Average limit line.												

WIFI Ant. 1	Note	Frequency (MHz)	Level (dBμV/m)	Over Limit (dB)	Limit Line (dBμV/m)	Read Level (dBμV)	Antenna Factor (dB/m)	Path Loss (dB)	Preamp Factor (dB)	Ant Pos (cm)	Table Pos (deg)	Peak Avg. (P/A)	Pol. (H/V)
802.11n		4932	40.77	-33.23	74	57.02	35.1	10.39	61.74	300	0	P	H
HT20		7404	43.22	-30.78	74	55.56	36.88	12.85	62.07	300	0	P	H
CH 12		4932	41.76	-32.24	74	58.29	34.82	10.39	61.74	300	360	P	V
2467MHz		7404	42.59	-31.41	74	55.36	36.45	12.85	62.07	300	360	P	V
802.11n		4944	40.83	-33.17	74	57.03	35.12	10.41	61.73	300	0	P	H
HT20		7416	42.75	-31.25	74	55.09	36.88	12.85	62.07	300	0	P	H
CH 13		4944	41.34	-32.66	74	57.85	34.81	10.41	61.73	300	360	P	V
2472MHz		7416	42.29	-31.71	74	55.06	36.45	12.85	62.07	300	360	P	V
Remark	1. No other spurious found. 2. All results are PASS against Peak and Average limit line.												

2.4GHz 2400~2483.5MHz---ANT2

WIFI 802.11b (Band Edge @ 3m)

WIFI Ant. 2	Note	Frequency (MHz)	Level (dBμV/m)	Over Limit (dB)	Limit Line (dBμV/m)	Read Level (dBμV)	Antenna Factor (dB/m)	Path Loss (dB)	Preamp Factor (dB)	Ant Pos (cm)	Table Pos (deg)	Peak Avg. (P/A)	Pol. (H/V)
802.11b CH 01 2412MHz		2340.29	54.69	-19.31	74	49.08	32	7.07	33.46	207	14	P	H
		2387.87	43.51	-10.49	54	37.65	32.15	7.16	33.45	207	14	A	H
	*	2412	102.65	-	-	96.71	32.2	7.18	33.44	207	14	P	H
	*	2414	99.6	-	-	93.66	32.2	7.18	33.44	207	14	A	H
		2377.86	55.48	-18.52	74	48.51	33.29	7.13	33.45	300	353	P	V
		2386.31	44.78	-9.22	54	37.57	33.5	7.16	33.45	300	353	A	V
	*	2412	103.16	-	-	96.05	33.37	7.18	33.44	300	353	P	V
	*	2410	99.99	-	-	92.88	33.37	7.18	33.44	300	353	A	V
802.11b CH 06 2437MHz		2383.32	55.18	-18.82	74	49.35	32.15	7.13	33.45	243	15	P	H
		2389.95	43.52	-10.48	54	37.66	32.15	7.16	33.45	243	15	A	H
		2490.22	54.91	-19.09	74	49.33	31.7	7.3	33.42	243	15	P	H
		2484.88	43.18	-10.82	54	37.54	31.8	7.27	33.43	243	15	A	H
	*	2436	102.65	-	-	96.89	32	7.2	33.44	243	15	P	H
	*	2436	99.34	-	-	93.58	32	7.2	33.44	243	15	A	H
		2389.43	55.4	-18.6	74	48.19	33.5	7.16	33.45	309	32	P	V
		2389.56	44.6	-9.4	54	37.39	33.5	7.16	33.45	309	32	A	V
		2491.36	55.38	-18.62	74	48.77	32.73	7.3	33.42	309	32	P	V
		2483.56	44.29	-9.71	54	37.59	32.86	7.27	33.43	309	32	A	V
	*	2438	102.69	-	-	95.79	33.11	7.23	33.44	309	32	P	V
	*	2438	99.68	-	-	92.78	33.11	7.23	33.44	309	32	A	V

802.11b CH 11 2462MHz		2496.46	55.13	-18.87	74	49.55	31.7	7.3	33.42	228	8	P	H
		2483.56	43.47	-10.53	54	37.83	31.8	7.27	33.43	228	8	A	H
	*	2464	102.72	-	-	97	31.9	7.25	33.43	228	8	P	H
	*	2464	99.74	-	-	94.02	31.9	7.25	33.43	228	8	A	H
		2489.98	55.68	-18.32	74	49.07	32.73	7.3	33.42	305	44	P	V
		2483.68	44.6	-9.4	54	37.9	32.86	7.27	33.43	305	44	A	V
	*	2462	102.88	-	-	96.07	32.99	7.25	33.43	305	44	P	V
	*	2460	99.71	-	-	92.9	32.99	7.25	33.43	305	44	A	V
Remark	3. No other spurious found. 4. All results are PASS against Peak and Average limit line.												

WIFI Ant. 2	Note	Frequency (MHz)	Level (dBμV/m)	Over Limit (dB)	Limit Line (dBμV/m)	Read Level (dBμV)	Antenna Factor (dB/m)	Path Loss (dB)	Preamp Factor (dB)	Ant Pos (cm)	Table Pos (deg)	Peak Avg. (P/A)	Pol. (H/V)
802.11b CH 12 2467MHz		2485.36	55.66	-18.34	74	50.12	31.7	7.27	33.43	228	10	P	H
		2483.74	45.59	-8.41	54	39.95	31.8	7.27	33.43	228	10	A	H
	*	2466	103.37	-	-	97.65	31.9	7.25	33.43	228	10	P	H
	*	2468	100.1	-	-	94.38	31.9	7.25	33.43	228	10	A	H
		2483.56	56.67	-17.33	74	49.97	32.86	7.27	33.43	304	41	P	V
		2483.68	46.15	-7.85	54	39.45	32.86	7.27	33.43	304	41	A	V
	*	2466	102.4	-	-	95.59	32.99	7.25	33.43	304	41	P	V
	*	2466	99.22	-	-	92.41	32.99	7.25	33.43	304	41	A	V
802.11b CH 13 2472MHz		2484.04	56.53	-17.47	74	50.89	31.8	7.27	33.43	228	16	P	H
		2484.46	47.68	-6.32	54	42.04	31.8	7.27	33.43	228	16	A	H
	*	2472	102.24	-	-	96.6	31.8	7.27	33.43	228	16	P	H
	*	2470	99.09	-	-	93.47	31.8	7.25	33.43	228	16	A	H
		2483.62	57.74	-16.26	74	51.04	32.86	7.27	33.43	337	39	P	V
		2484.4	49.1	-4.9	54	42.4	32.86	7.27	33.43	337	39	A	V
	*	2472	102.62	-	-	95.92	32.86	7.27	33.43	337	39	P	V
	*	2470	99.44	-	-	92.63	32.99	7.25	33.43	337	39	A	V
Remark	3. No other spurious found. 4. All results are PASS against Peak and Average limit line.												

2.4GHz 2400~2483.5MHz---ANT 2

WIFI 802.11b (Harmonic @ 3m)

WIFI Ant. 2	Note	Frequency (MHz)	Level (dBμV/m)	Over Limit (dB)	Limit Line (dBμV/m)	Read Level (dBμV)	Antenna Factor (dB/m)	Path Loss (dB)	Preamp Factor (dB)	Ant Pos (cm)	Table Pos (deg)	Peak Avg. (P/A)	Pol. (H/V)
802.11b CH 01 2412MHz		4824	44.04	-29.96	74	60.61	34.98	10.26	61.81	300	0	P	H
		4824	44.42	-29.58	74	61.13	34.84	10.26	61.81	300	360	P	V
802.11b CH 06 2437MHz		4872	43.58	-30.42	74	59.99	35.04	10.32	61.77	300	0	P	H
		7308	44.12	-29.88	74	56.57	36.86	12.75	62.06	300	0	P	H
		4872	45.38	-28.62	74	62	34.83	10.32	61.77	300	360	P	V
		7308	42.23	-31.77	74	55.15	36.39	12.75	62.06	300	360	P	V
802.11b CH 11 2462MHz		4926	42.73	-31.27	74	58.98	35.1	10.39	61.74	300	0	P	H
		7386	43.74	-30.26	74	56.1	36.88	12.83	62.07	300	0	P	H
		4926	45.27	-28.73	74	61.8	34.82	10.39	61.74	300	360	P	V
		7386	42.38	-31.62	74	55.18	36.44	12.83	62.07	300	360	P	V
Remark	3. No other spurious found. 4. All results are PASS against Peak and Average limit line.												

WIFI Ant. 2	Note	Frequency (MHz)	Level (dBμV/m)	Over Limit (dB)	Limit Line (dBμV/m)	Read Level (dBμV)	Antenna Factor (dB/m)	Path Loss (dB)	Preamp Factor (dB)	Ant Pos (cm)	Table Pos (deg)	Peak Avg. (P/A)	Pol. (H/V)
802.11b CH 12 2467MHz		4932	43.13	-30.87	74	59.38	35.1	10.39	61.74	300	0	P	H
		7404	43.21	-30.79	74	55.55	36.88	12.85	62.07	300	0	P	H
		4932	45.24	-28.76	74	61.77	34.82	10.39	61.74	300	360	P	V
		7404	42.41	-31.59	74	55.18	36.45	12.85	62.07	300	360	P	V
802.11b CH 13 2472MHz		4944	42.84	-31.16	74	59.04	35.12	10.41	61.73	300	0	P	H
		7416	42.85	-31.15	74	55.19	36.88	12.85	62.07	300	0	P	H
		4944	45.61	-28.39	74	62.12	34.81	10.41	61.73	300	360	P	V
		7416	42.4	-31.6	74	55.17	36.45	12.85	62.07	300	360	P	V
Remark	3. No other spurious found. 4. All results are PASS against Peak and Average limit line.												

2.4GHz 2400~2483.5MHz---ANT 2

WIFI 802.11g (Band Edge @ 3m)

WIFI Ant. 2	Note	Frequency (MHz)	Level (dBμV/m)	Over Limit (dB)	Limit Line (dBμV/m)	Read Level (dBμV)	Antenna Factor (dB/m)	Path Loss (dB)	Preamp Factor (dB)	Ant Pos (cm)	Table Pos (deg)	Peak Avg. (P/A)	Pol. (H/V)
802.11g CH 01 2412MHz		2384.36	63.69	-10.31	74	57.86	32.15	7.13	33.45	277	193	P	H
		2389.95	47.6	-6.4	54	41.74	32.15	7.16	33.45	277	193	A	H
	*	2414	102.01	-	-	96.07	32.2	7.18	33.44	277	193	P	H
	*	2414	94.36	-	-	88.42	32.2	7.18	33.44	277	193	A	H
		2388.78	63.77	-10.23	74	56.56	33.5	7.16	33.45	118	61	P	V
		2389.95	48.01	-5.99	54	40.8	33.5	7.16	33.45	118	61	A	V
	*	2414	104.67	-	-	97.56	33.37	7.18	33.44	118	61	P	V
	*	2414	96.99	-	-	89.88	33.37	7.18	33.44	118	61	A	V
802.11g CH 06 2437MHz		2318.71	55.17	-18.83	74	49.65	31.95	7.04	33.47	283	167	P	H
		2383.06	44.64	-9.36	54	38.81	32.15	7.13	33.45	283	167	A	H
		2493.7	55.07	-18.93	74	49.49	31.7	7.3	33.42	283	167	P	H
		2483.5	44.61	-9.39	54	38.97	31.8	7.27	33.43	283	167	A	H
	*	2438	101.72	-	-	95.93	32	7.23	33.44	283	167	P	H
	*	2436	93.97	-	-	88.21	32	7.2	33.44	283	167	A	H
		2360.05	56.26	-17.74	74	49.53	33.08	7.1	33.45	204	27	P	V
		2389.56	46.01	-7.99	54	38.8	33.5	7.16	33.45	204	27	A	V
		2492.74	55.47	-18.53	74	48.86	32.73	7.3	33.42	204	27	P	V
		2484.16	45.5	-8.5	54	38.8	32.86	7.27	33.43	204	27	A	V
	*	2438	103.26	-	-	96.36	33.11	7.23	33.44	204	27	P	V
	*	2438	95.54	-	-	88.64	33.11	7.23	33.44	204	27	A	V

802.11g CH 11 2462MHz		2483.8	59.25	-14.75	74	53.61	31.8	7.27	33.43	353	144	P	H
		2483.5	46.77	-7.23	54	41.13	31.8	7.27	33.43	353	144	A	H
	*	2460	99.73	-	-	94.01	31.9	7.25	33.43	353	144	P	H
	*	2460	91.26	-	-	85.54	31.9	7.25	33.43	353	144	A	H
		2483.62	63.72	-10.28	74	57.02	32.86	7.27	33.43	100	68	P	V
		2483.5	48.09	-5.91	54	41.39	32.86	7.27	33.43	100	68	A	V
	*	2460	102.54	-	-	95.73	32.99	7.25	33.43	100	68	P	V
	*	2464	94.79	-	-	87.98	32.99	7.25	33.43	100	68	A	V
Remark	3. No other spurious found. 4. All results are PASS against Peak and Average limit line.												

WIFI Ant. 2	Note	Frequency (MHz)	Level (dBµV/m)	Over Limit (dB)	Limit Line (dBµV/m)	Read Level (dBµV)	Antenna Factor (dB/m)	Path Loss (dB)	Preamp Factor (dB)	Ant Pos (cm)	Table Pos (deg)	Peak Avg. (P/A)	Pol. (H/V)
802.11g CH 12 2467MHz		2483.68	65.61	-8.39	74	59.97	31.8	7.27	33.43	225	19	P	H
		2483.5	48.02	-5.98	54	42.38	31.8	7.27	33.43	225	19	A	H
	*	2466	101.29	-	-	95.57	31.9	7.25	33.43	225	19	P	H
	*	2466	93.82	-	-	88.1	31.9	7.25	33.43	225	19	A	H
		2484.16	66.74	-7.26	74	60.04	32.86	7.27	33.43	343	48	P	V
		2483.8	50.39	-3.61	54	43.69	32.86	7.27	33.43	343	48	A	V
	*	2466	101.86	-	-	95.05	32.99	7.25	33.43	343	48	P	V
	*	2466	94.33	-	-	87.52	32.99	7.25	33.43	343	48	A	V
802.11g CH 13 2472MHz		2485.36	66.05	-7.95	74	60.51	31.7	7.27	33.43	296	19	P	H
		2483.5	49.65	-4.35	54	44.01	31.8	7.27	33.43	296	19	A	H
	*	2474	99.43	-	-	93.79	31.8	7.27	33.43	296	19	P	H
	*	2474	91.68	-	-	86.04	31.8	7.27	33.43	296	19	A	H
		2485.42	65.05	-8.95	74	58.35	32.86	7.27	33.43	335	43	P	V
		2483.56	50.81	-3.19	54	44.11	32.86	7.27	33.43	335	43	A	V
	*	2470	99.9	-	-	93.09	32.99	7.25	33.43	335	43	P	V
	*	2470	92.07	-	-	85.26	32.99	7.25	33.43	335	43	A	V
Remark	3. No other spurious found. 4. All results are PASS against Peak and Average limit line.												

2.4GHz 2400~2483.5MHz---ANT 2

WIFI 802.11g (Harmonic @ 3m)

WIFI Ant. 2	Note	Frequency (MHz)	Level (dBμV/m)	Over Limit (dB)	Limit Line (dBμV/m)	Read Level (dBμV)	Antenna Factor (dB/m)	Path Loss (dB)	Preamp Factor (dB)	Ant Pos (cm)	Table Pos (deg)	Peak Avg. (P/A)	Pol. (H/V)
802.11g CH 01 2412MHz		4824	41.66	-32.34	74	58.23	34.98	10.26	61.81	300	0	P	H
		4824	41.88	-32.12	74	58.59	34.84	10.26	61.81	300	360	P	V
802.11g CH 06 2437MHz		4872	40.68	-33.32	74	57.09	35.04	10.32	61.77	300	0	P	H
		7308	43.6	-30.4	74	56.05	36.86	12.75	62.06	300	0	P	H
		4872	40.68	-33.32	74	57.3	34.83	10.32	61.77	300	360	P	V
		7308	43.11	-30.89	74	56.03	36.39	12.75	62.06	300	360	P	V
802.11g CH 11 2462MHz		4926	41.55	-32.45	74	57.8	35.1	10.39	61.74	300	0	P	H
		7386	43.5	-30.5	74	55.86	36.88	12.83	62.07	300	0	P	H
		4926	41.54	-32.46	74	58.07	34.82	10.39	61.74	300	360	P	V
		7386	42.68	-31.32	74	55.48	36.44	12.83	62.07	300	360	P	V
Remark	3. No other spurious found. 4. All results are PASS against Peak and Average limit line.												

WIFI Ant. 2	Note	Frequency (MHz)	Level (dBμV/m)	Over Limit (dB)	Limit Line (dBμV/m)	Read Level (dBμV)	Antenna Factor (dB/m)	Path Loss (dB)	Preamp Factor (dB)	Ant Pos (cm)	Table Pos (deg)	Peak Avg. (P/A)	Pol. (H/V)
802.11g CH 12 2467MHz		4932	40.86	-33.14	74	57.11	35.1	10.39	61.74	300	0	P	H
		7404	42.71	-31.29	74	55.05	36.88	12.85	62.07	300	0	P	H
		4932	41.9	-32.1	74	58.43	34.82	10.39	61.74	300	360	P	V
		7404	42.77	-31.23	74	55.54	36.45	12.85	62.07	300	360	P	V
802.11g CH 13 2472MHz		4944	40.52	-33.48	74	56.72	35.12	10.41	61.73	300	0	P	H
		7416	42.51	-31.49	74	54.85	36.88	12.85	62.07	300	0	P	H
		4944	40.12	-33.88	74	56.63	34.81	10.41	61.73	300	360	P	V
		7416	42.02	-31.98	74	54.79	36.45	12.85	62.07	300	360	P	V
Remark	3. No other spurious found. 4. All results are PASS against Peak and Average limit line.												

2.4GHz 2400~2483.5MHz---ANT 2

WIFI 802.11n HT20 (Band Edge @ 3m)

WIFI Ant. 2	Note	Frequency (MHz)	Level (dBμV/m)	Over Limit (dB)	Limit Line (dBμV/m)	Read Level (dBμV)	Antenna Factor (dB/m)	Path Loss (dB)	Preamp Factor (dB)	Ant Pos (cm)	Table Pos (deg)	Peak Avg. (P/A)	Pol. (H/V)
802.11n HT20 CH 01 2412MHz		2389.43	64.45	-9.55	74	58.59	32.15	7.16	33.45	254	206	P	H
		2389.69	47.46	-6.54	54	41.6	32.15	7.16	33.45	254	206	A	H
	*	2414	101.07	-	-	95.13	32.2	7.18	33.44	254	206	P	H
	*	2412	93.54	-	-	87.6	32.2	7.18	33.44	254	206	A	H
		2389.82	67.04	-6.96	74	59.83	33.5	7.16	33.45	100	99	P	V
		2389.95	49.56	-4.44	54	42.35	33.5	7.16	33.45	100	99	A	V
	*	2412	103.98	-	-	96.87	33.37	7.18	33.44	100	99	P	V
	*	2414	96.04	-	-	88.93	33.37	7.18	33.44	100	99	A	V
802.11n HT20 CH 06 2437MHz		2372.01	54.91	-19.09	74	49.13	32.1	7.13	33.45	131	60	P	H
		2389.95	44.4	-9.6	54	38.54	32.15	7.16	33.45	131	60	A	H
		2483.62	55.14	-18.86	74	49.5	31.8	7.27	33.43	131	60	P	H
		2486.02	44.58	-9.42	54	39.03	31.7	7.27	33.42	131	60	A	H
	*	2438	100.37	-	-	94.58	32	7.23	33.44	131	60	P	H
	*	2438	92.68	-	-	86.89	32	7.23	33.44	131	60	A	H
		2388	57.33	-16.67	74	50.12	33.5	7.16	33.45	290	243	P	V
		2389.95	45.98	-8.02	54	38.77	33.5	7.16	33.45	290	243	A	V
		2490.28	55.9	-18.1	74	49.29	32.73	7.3	33.42	290	243	P	V
		2484.16	45.83	-8.17	54	39.13	32.86	7.27	33.43	290	243	A	V
	*	2436	104.29	-	-	97.29	33.24	7.2	33.44	290	243	P	V
	*	2436	96.61	-	-	89.61	33.24	7.2	33.44	290	243	A	V

802.11n HT20 CH 11 2462MHz		2484.04	65.71	-8.29	74	60.07	31.8	7.27	33.43	265	339	P	H
		2483.5	49.32	-4.68	54	43.68	31.8	7.27	33.43	265	339	A	H
	*	2464	100.7	-	-	94.98	31.9	7.25	33.43	265	339	P	H
	*	2460	92.43	-	-	86.71	31.9	7.25	33.43	265	339	A	H
		2483.74	66.59	-7.41	74	59.89	32.86	7.27	33.43	285	243	P	V
		2483.68	50.09	-3.91	54	43.39	32.86	7.27	33.43	285	243	A	V
	*	2460	104.28	-	-	97.47	32.99	7.25	33.43	285	243	P	V
	*	2464	96.42	-	-	89.61	32.99	7.25	33.43	285	243	A	V
Remark	3. No other spurious found. 4. All results are PASS against Peak and Average limit line.												

WIFI Ant. 2	Note	Frequency (MHz)	Level (dBμV/m)	Over Limit (dB)	Limit Line (dBμV/m)	Read Level (dBμV)	Antenna Factor (dB/m)	Path Loss (dB)	Preamp Factor (dB)	Ant Pos (cm)	Table Pos (deg)	Peak Avg. (P/A)	Pol. (H/V)
802.11n HT20 CH 12 2467MHz		2483.5	62.88	-11.12	74	57.24	31.8	7.27	33.43	223	339	P	H
		2483.68	47.88	-6.12	54	42.24	31.8	7.27	33.43	223	339	A	H
	*	2466	97.9	-	-	92.18	31.9	7.25	33.43	223	339	P	H
	*	2466	90.16	-	-	84.44	31.9	7.25	33.43	223	339	A	H
		2485.12	64.05	-9.95	74	57.35	32.86	7.27	33.43	262	21	P	V
		2483.86	50.11	-3.89	54	43.41	32.86	7.27	33.43	262	21	A	V
	*	2464	101.02	-	-	94.21	32.99	7.25	33.43	262	21	P	V
	*	2466	93.04	-	-	86.23	32.99	7.25	33.43	262	21	A	V
802.11n HT20 CH 13 2472MHz		2483.56	64.86	-9.14	74	59.22	31.8	7.27	33.43	296	342	P	H
		2483.5	49.74	-4.26	54	44.1	31.8	7.27	33.43	296	342	A	H
	*	2474	98.17	-	-	92.53	31.8	7.27	33.43	296	342	P	H
	*	2470	90.17	-	-	84.55	31.8	7.25	33.43	296	342	A	H
		2483.5	63.66	-10.34	74	56.96	32.86	7.27	33.43	300	265	P	V
		2483.5	48.93	-5.07	54	42.23	32.86	7.27	33.43	300	265	A	V
	*	2474	95.5	-	-	88.8	32.86	7.27	33.43	300	265	P	V
	*	2470	87.66	-	-	80.85	32.99	7.25	33.43	300	265	A	V
Remark	3. No other spurious found. 4. All results are PASS against Peak and Average limit line.												

2.4GHz 2400~2483.5MHz---ANT 2

WIFI 802.11n HT20 (Harmonic @ 3m)

WIFI Ant. 2	Note	Frequency (MHz)	Level (dBμV/m)	Over Limit (dB)	Limit Line (dBμV/m)	Read Level (dBμV)	Antenna Factor (dB/m)	Path Loss (dB)	Preamp Factor (dB)	Ant Pos (cm)	Table Pos (deg)	Peak Avg. (P/A)	Pol. (H/V)
802.11n HT20 CH 01 2412MHz		4824	41.22	-32.78	74	57.79	34.98	10.26	61.81	300	0	P	H
		4824	41	-33	74	57.71	34.84	10.26	61.81	300	360	P	V
802.11n HT20 CH 06 2437MHz		4872	40.09	-33.91	74	56.5	35.04	10.32	61.77	300	0	P	H
		7308	43.68	-30.32	74	56.13	36.86	12.75	62.06	300	0	P	H
		4872	40.4	-33.6	74	57.02	34.83	10.32	61.77	300	360	P	V
		7308	43.22	-30.78	74	56.14	36.39	12.75	62.06	300	360	P	V
802.11n HT20 CH 11 2462MHz		4926	41.18	-32.82	74	57.43	35.1	10.39	61.74	300	0	P	H
		7386	44.05	-29.95	74	56.41	36.88	12.83	62.07	300	0	P	H
		4926	42.25	-31.75	74	58.78	34.82	10.39	61.74	300	360	P	V
		7386	44.16	-29.84	74	56.96	36.44	12.83	62.07	300	360	P	V
Remark	3. No other spurious found. 4. All results are PASS against Peak and Average limit line.												

WIFI Ant. 2	Note	Frequency (MHz)	Level (dBμV/m)	Over Limit (dB)	Limit Line (dBμV/m)	Read Level (dBμV)	Antenna Factor (dB/m)	Path Loss (dB)	Preamp Factor (dB)	Ant Pos (cm)	Table Pos (deg)	Peak Avg. (P/A)	Pol. (H/V)
802.11n		4932	41.2	-32.8	74	57.45	35.1	10.39	61.74	300	0	P	H
HT20		7404	43.71	-30.29	74	56.05	36.88	12.85	62.07	300	0	P	H
CH 12		4932	40.83	-33.17	74	57.36	34.82	10.39	61.74	300	360	P	V
2467MHz		7404	42.19	-31.81	74	54.96	36.45	12.85	62.07	300	360	P	V
802.11n		4944	41.4	-32.6	74	57.6	35.12	10.41	61.73	300	0	P	H
HT20		7416	43.11	-30.89	74	55.45	36.88	12.85	62.07	300	0	P	H
CH 13		4944	40	-34	74	56.51	34.81	10.41	61.73	300	360	P	V
2472MHz		7416	42.45	-31.55	74	55.22	36.45	12.85	62.07	300	360	P	V
Remark	3. No other spurious found. 4. All results are PASS against Peak and Average limit line.												

WIFI Tx Worse With AP15(US)

2.4GHz 2400~2483.5MHz---ANT 2

WIFI 802.11g (Band Edge @ 3m)

WIFI Ant.	Note	Frequency	Level	Over Limit	Limit Line	Read Level	Antenna Factor	Path Loss	Preamp Factor	Ant Pos	Table Pos	Peak Avg.	Pol.
2		(MHz)	(dBμV/m)	(dB)	(dBμV/m)	(dBμV)	(dB/m)	(dB)	(dB)	(cm)	(deg)	(P/A)	(H/V)
802.11g CH 13 2472MHz		2485.42	66.82	-7.18	74	61.28	31.7	7.27	33.43	109	40	P	H
		2483.5	49.82	-4.18	54	44.18	31.8	7.27	33.43	109	40	A	H
	*	2472	101.74	-	-	96.1	31.8	7.27	33.43	109	40	P	H
	*	2470	94.19	-	-	88.57	31.8	7.25	33.43	109	40	A	H
		2486.26	64.4	-9.6	74	57.69	32.86	7.27	33.42	295	91	P	V
		2483.5	48.6	-5.4	54	41.9	32.86	7.27	33.43	295	91	A	V
	*	2470	97.03	-	-	90.22	32.99	7.25	33.43	295	91	P	V
	*	2470	89.19	-	-	82.38	32.99	7.25	33.43	295	91	A	V
Remark	5. No other spurious found. 6. All results are PASS against Peak and Average limit line.												

2.4GHz 2400~2483.5MHz---ANT 2

WIFI 802.11g (Harmonic @ 3m)

WIFI Ant. 2	Note	Frequency (MHz)	Level (dBμV/m)	Over Limit (dB)	Limit Line (dBμV/m)	Read Level (dBμV)	Antenna Factor (dB/m)	Path Loss (dB)	Preamp Factor (dB)	Ant Pos (cm)	Table Pos (deg)	Peak Avg. (P/A)	Pol. (H/V)
802.11g CH 13 2472MHz		4944	41.32	-32.68	74	57.52	35.12	10.41	61.73	300	0	P	H
		7416	43.64	-30.36	74	55.98	36.88	12.85	62.07	300	0	P	H
		4944	40.34	-33.66	74	56.85	34.81	10.41	61.73	300	360	P	V
		7416	42.2	-31.8	74	54.97	36.45	12.85	62.07	300	360	P	V
Remark	5. No other spurious found. 6. All results are PASS against Peak and Average limit line.												

Emission below 1GHz---ANT 2

2.4GHz WIFI 802.11g (LF)

WIFI Ant. 2	Note	Frequency (MHz)	Level (dBμV/m)	Over Limit (dB)	Limit Line (dBμV/m)	Read Level (dBμV)	Antenna Factor (dB/m)	Path Loss (dB)	Preamp Factor (dB)	Ant Pos (cm)	Table Pos (deg)	Peak Avg. (P/A)	Pol. (H/V)
2.4GHz 802.11g LF		30	21.64	-18.36	40	27.69	24.6	0.58	31.23	-	-	P	H
		153.19	18.26	-25.24	43.5	31.24	16.35	1.99	31.32	-	-	P	H
		163.86	18.1	-25.4	43.5	31.49	15.88	2.06	31.33	-	-	P	H
		290.93	25.91	-20.09	46	35.4	19.34	2.76	31.59	-	-	P	H
		313.24	26.64	-19.36	46	35.84	19.57	2.87	31.64	-	-	P	H
		737.13	27.8	-18.2	46	29.04	25.47	4.41	31.12	-	-	P	H
		30	26.32	-13.68	40	32.37	24.6	0.58	31.23	-	-	P	V
		185.2	17.22	-26.28	43.5	31.2	15.15	2.2	31.33	-	-	P	V
		297.72	20.85	-25.15	46	30.37	19.31	2.8	31.63	-	-	P	V
		538.28	21.99	-24.01	46	25.17	24.62	3.77	31.57	-	-	P	V
		741.98	27.88	-18.12	46	29.01	25.56	4.43	31.12	-	-	P	V
		928.22	29.16	-16.84	46	28.07	26.81	4.96	30.68	-	-	P	V
Remark	1. No other spurious found. 2. All results are PASS against limit line.												

Note symbol

*	**Fundamental Frequency** which can be ignored. However, the level of any unwanted emissions shall not exceed the level of the fundamental frequency.
!	Test result is **over limit** line.
P/A	**P**eak or **A**verage
H/V	**H**orizontal or **V**ertical

A calculation example for radiated spurious emission is shown as below:

WIFI	Note	Frequency	Level	Over	Limit	Read	Antenna	Path	Preamp	Ant	Table	Peak	Pol.
Ant.				Limit	Line	Level	Factor	Loss	Factor	Pos	Pos	Avg.	
1		(MHz)	(dBμV/m)	(dB)	(dBμV/m)	(dBμV)	(dB/m)	(dB)	(dB)	(cm)	(deg)	(P/A)	(H/V)
802.11b CH 01 2412MHz		2390	55.45	-18.55	74	54.51	32.22	4.58	35.86	103	308	P	H
		2390	43.54	-10.46	54	42.6	32.22	4.58	35.86	103	308	A	H

1. Path Loss(dB) = Cable loss(dB) + Filter loss(dB) + Attenuator loss(dB)
2. Level(dBμV/m) =

Antenna Factor(dB/m) + Path Loss(dB) + Read Level(dBμV) - Preamp Factor(dB)

3. Over Limit(dB) = Level(dBμV/m) – Limit Line(dBμV/m)

For Peak Limit @ 2390MHz:

1. Level(dBμV/m)

= Antenna Factor(dB/m) + Path Loss(dB) + Read Level(dBμV) - Preamp Factor(dB)

= 32.22(dB/m) + 4.58(dB) + 54.51(dBμV) – 35.86 (dB)

= 55.45 (dBμV/m)

2. Over Limit(dB)

= Level(dBμV/m) – Limit Line(dBμV/m)

= 55.45(dBμV/m) – 74(dBμV/m)

= -18.55(dB)

For Average Limit @ 2390MHz:

1. Level(dBμV/m)

= Antenna Factor(dB/m) + Path Loss(dB) + Read Level(dBμV) - Preamp Factor(dB)

= 32.22(dB/m) + 4.58(dB) + 42.6(dBμV) – 35.86 (dB)

= 43.54 (dBμV/m)

2. Over Limit(dB)

= Level(dBμV/m) – Limit Line(dBμV/m)

= 43.54(dBμV/m) – 54(dBμV/m)

= -10.46(dB)

Both peak and average measured complies with the limit line, so test result is “PASS”.

Appendix D. Radiated Spurious Emission Plots

Note symbol

-L	**Low channel location**
-R	**High channel location**

WIFI Tx With AP16(US)

2.4GHz 2400~2483.5MHz---ANT 1

WIFI 802.11b (Band Edge @ 3m)

WIFI	2.4GHz 2400~2483.5MHz Band Edge @ 3m	
ANT	802.11b CH01 2412MHz	
1	Horizontal	Fundamental
Peak	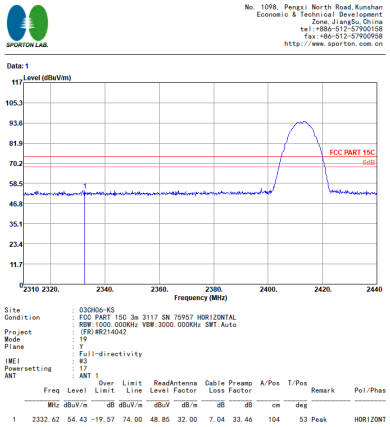	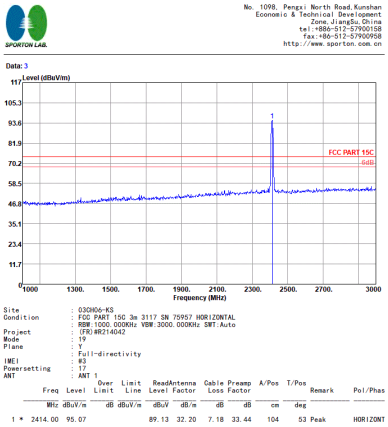
Avg.	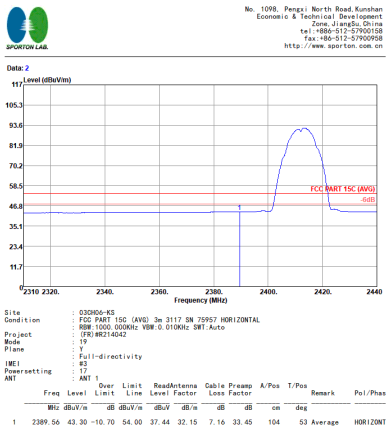	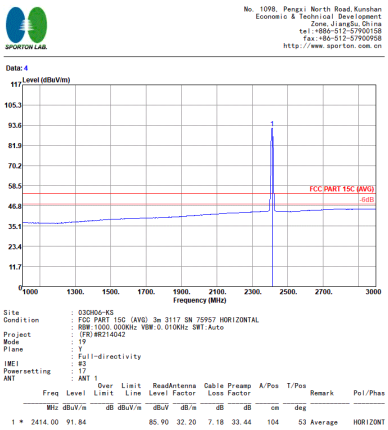

WIFI	2.4GHz 2400~2483.5MHz Band Edge @ 3m	
ANT	802.11b CH01 2412MHz	
1	Vertical	Fundamental
Peak	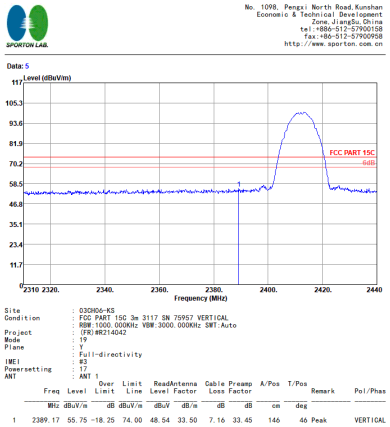	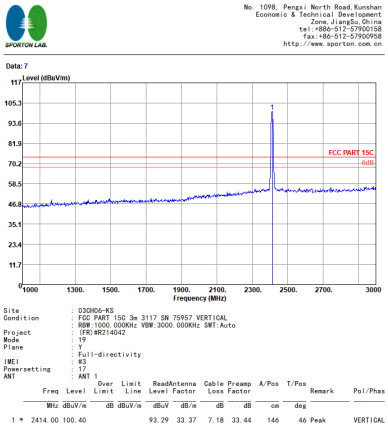
Avg.	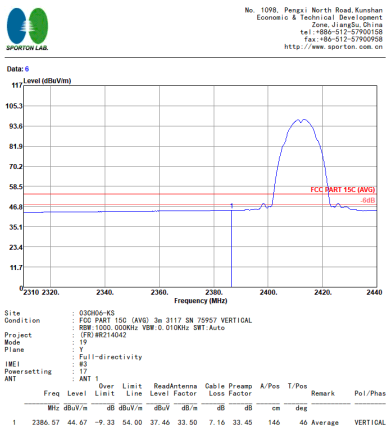	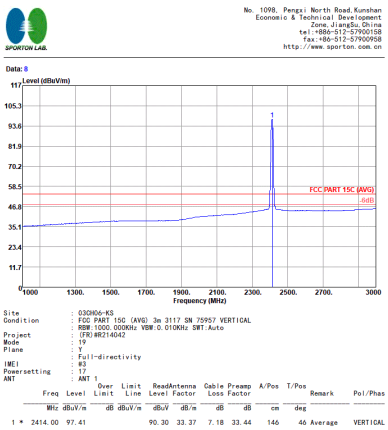

WIFI	2.4GHz 2400~2483.5MHz Band Edge @ 3m	
ANT	802.11b CH06 2437MHz - L	
1	Horizontal	Fundamental
Peak	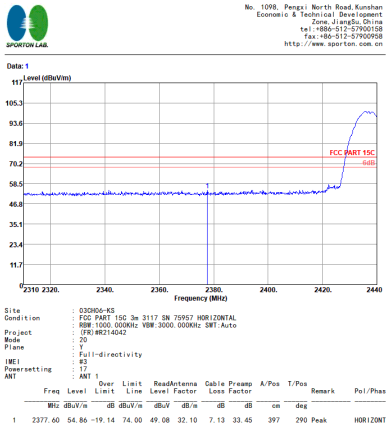	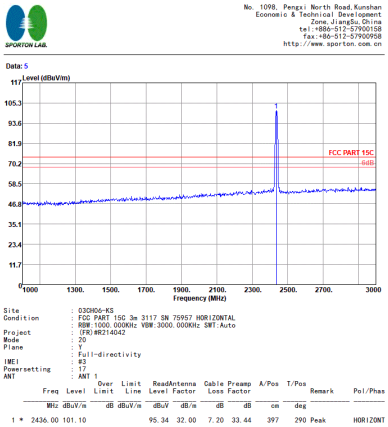
Avg.	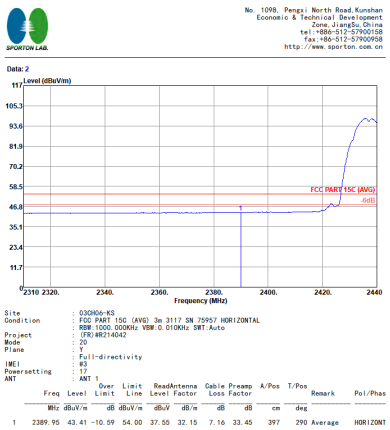	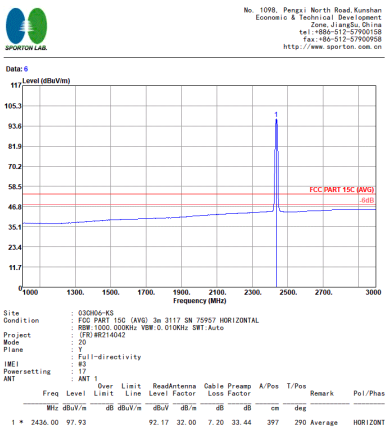

WIFI	2.4GHz 2400~2483.5MHz Band Edge @ 3m	
ANT	802.11b CH06 2437MHz - R	
1	Horizontal	Fundamental
Peak	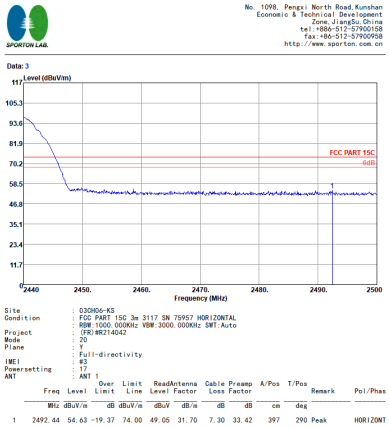	Left blank
Avg.	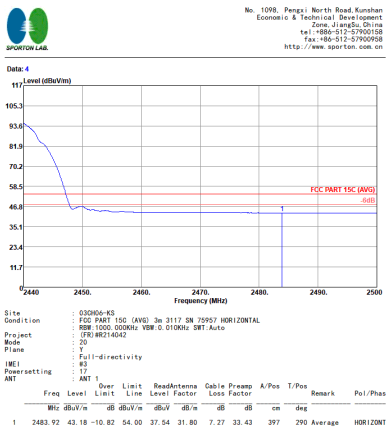	Left blank

WIFI	2.4GHz 2400~2483.5MHz Band Edge @ 3m	
ANT	802.11b CH06 2437MHz - L	
1	Vertical	Fundamental
Peak	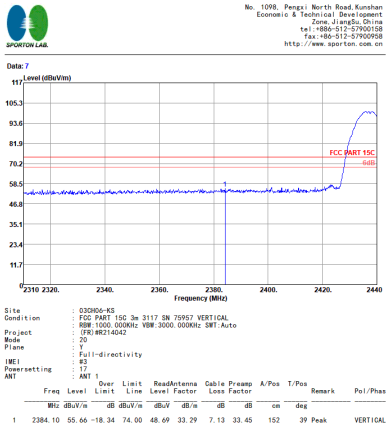	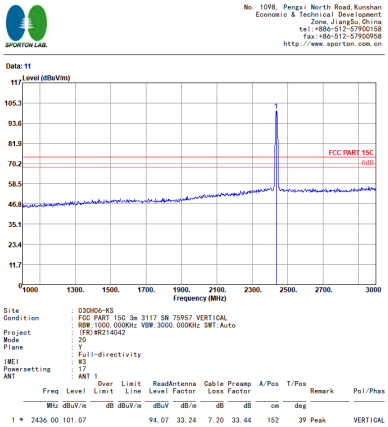
Avg.	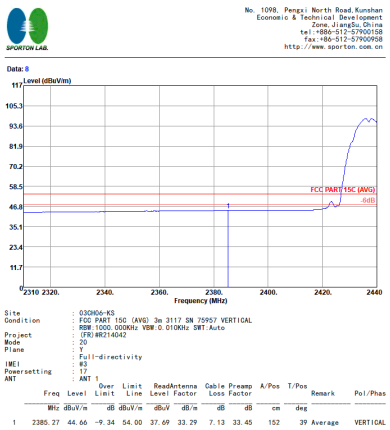	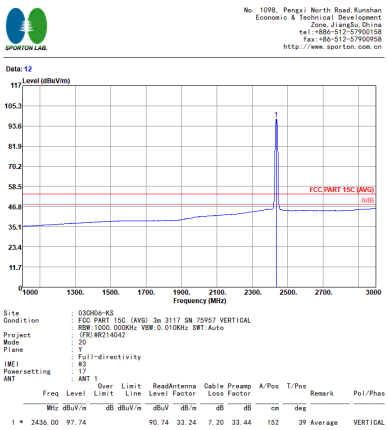

WIFI	2.4GHz 2400~2483.5MHz Band Edge @ 3m	
ANT	802.11b CH06 2437MHz - R	
1	Vertical	Fundamental
Peak	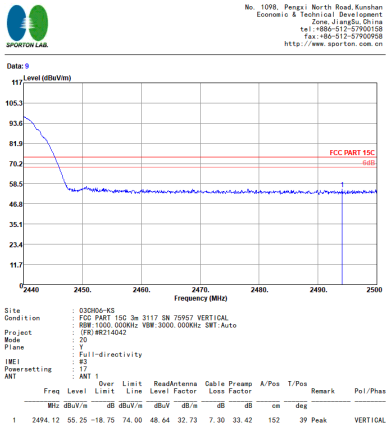	Left blank
Avg.	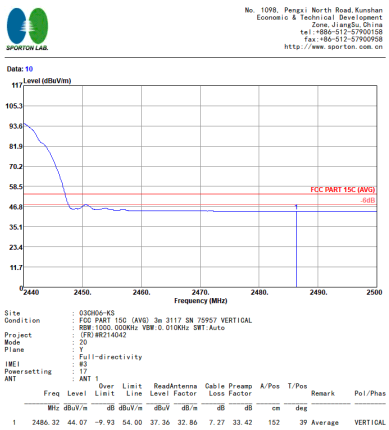	Left blank

WIFI	2.4GHz 2400~2483.5MHz Band Edge @ 3m	
ANT	802.11b CH11 2462MHz	
1	Horizontal	Fundamental
Peak	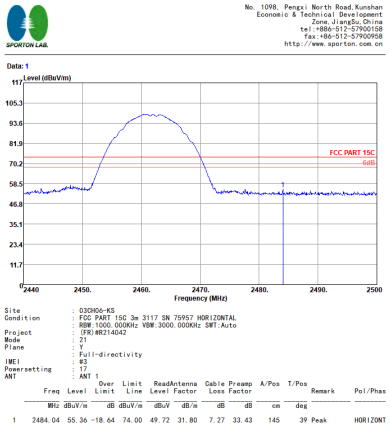	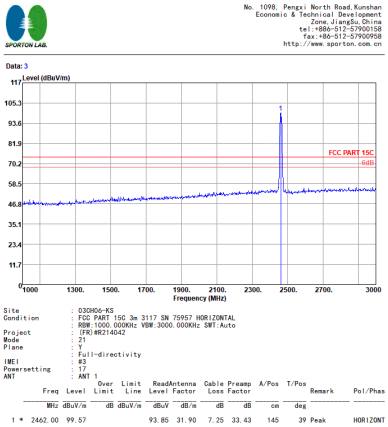
Avg.	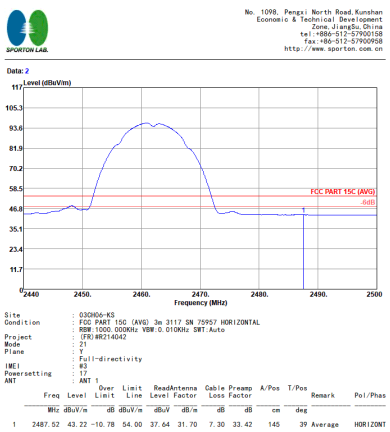	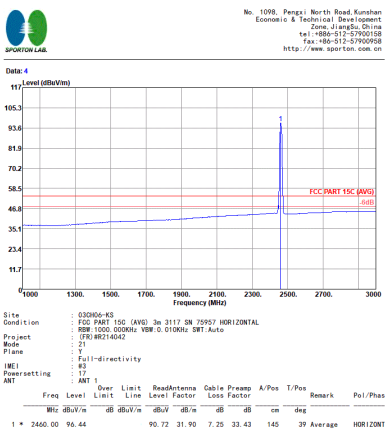

WIFI	2.4GHz 2400~2483.5MHz Band Edge @ 3m	
ANT	802.11b CH11 2462MHz	
1	Vertical	Fundamental
Peak	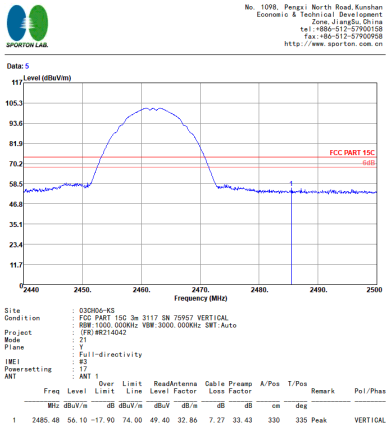	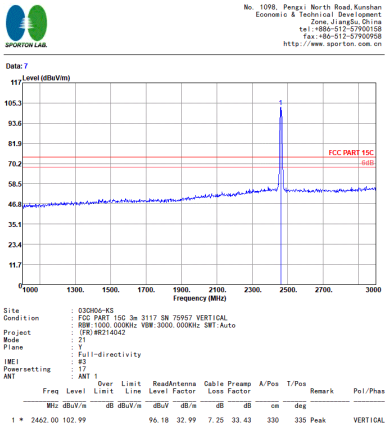
Avg.	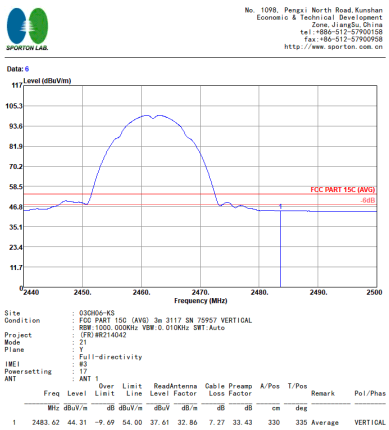	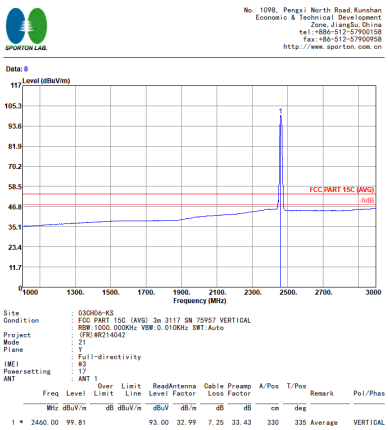

WIFI	2.4GHz 2400~2483.5MHz Band Edge @ 3m	
ANT	802.11b CH12 2467MHz	
1	Horizontal	Fundamental
Peak	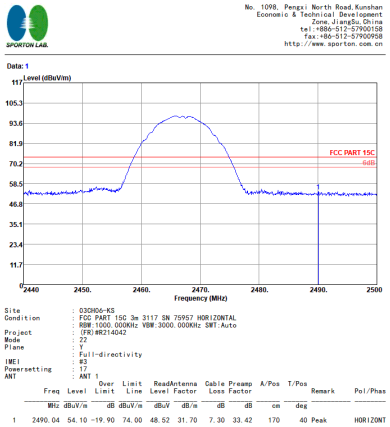	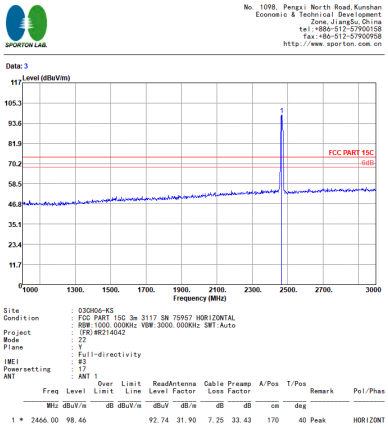
Avg.	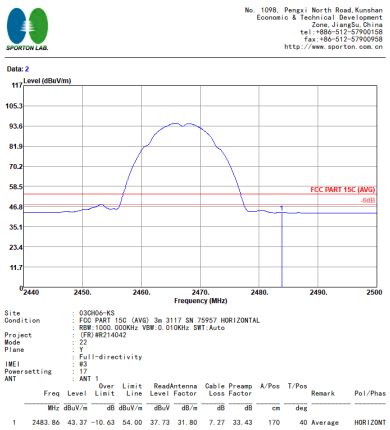	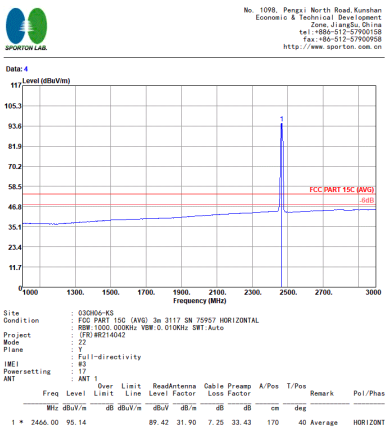

WIFI	2.4GHz 2400~2483.5MHz Band Edge @ 3m	
ANT	802.11b CH12 2467MHz	
1	Vertical	Fundamental
Peak	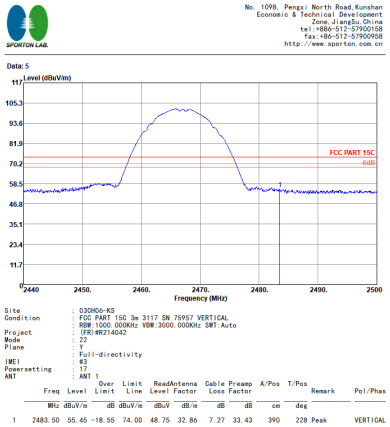	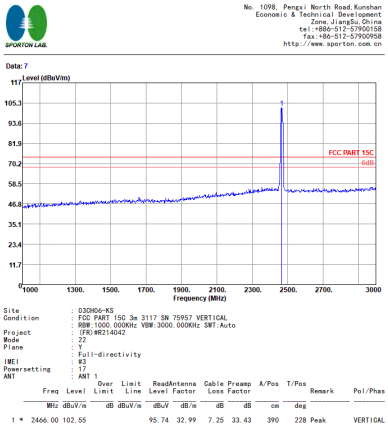
Avg.	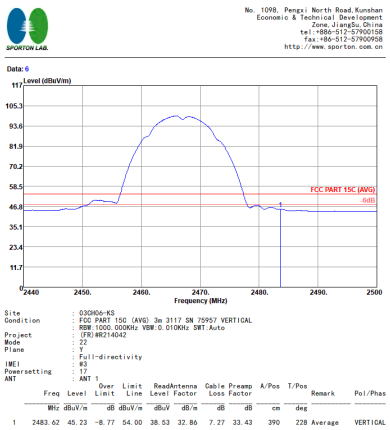	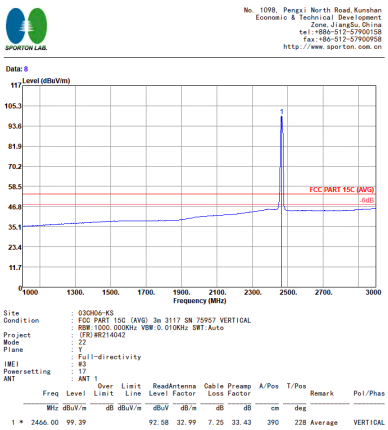

WIFI	2.4GHz 2400~2483.5MHz Band Edge @ 3m	
ANT	802.11b CH13 2472MHz	
1	Horizontal	Fundamental
Peak	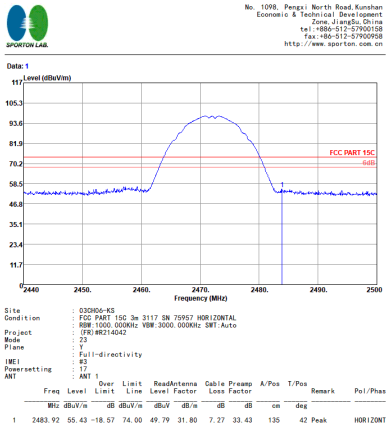	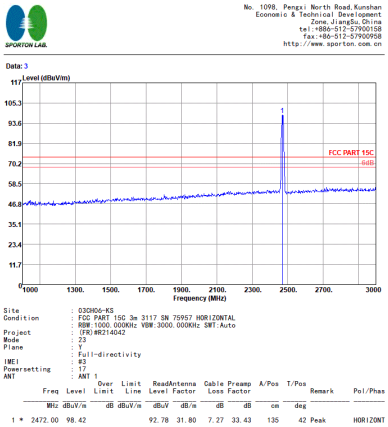
Avg.	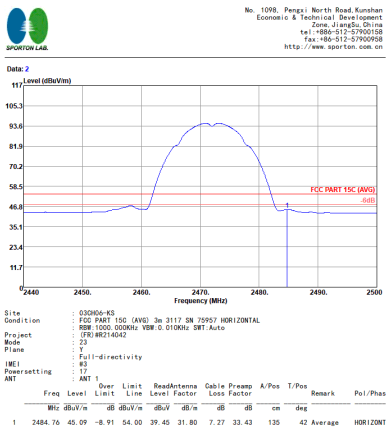	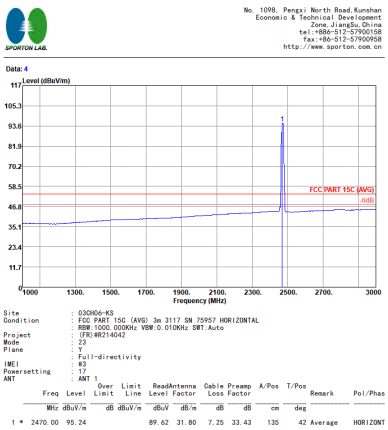

WIFI	2.4GHz 2400~2483.5MHz Band Edge @ 3m	
ANT	802.11b CH13 2472MHz	
1	Vertical	Fundamental
Peak	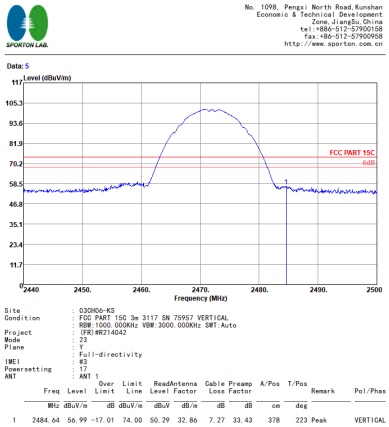	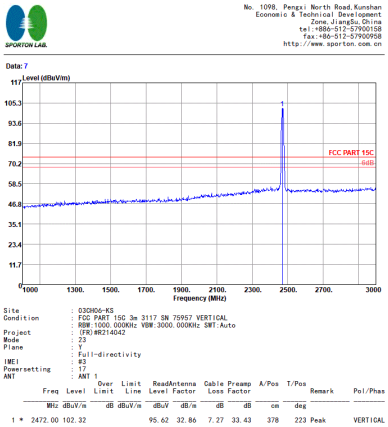
Avg.	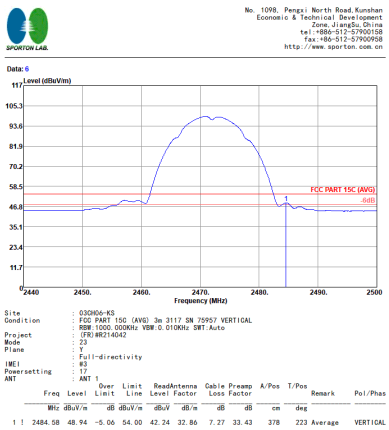	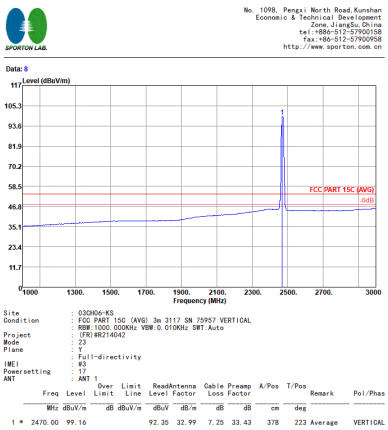

2.4GHz 2400~2483.5MHz---ANT 1

WIFI 802.11g (Band Edge @ 3m)

WIFI	2.4GHz 2400~2483.5MHz Band Edge @ 3m	
ANT	802.11g CH01 2412MHz	
1	Horizontal	Fundamental
Peak	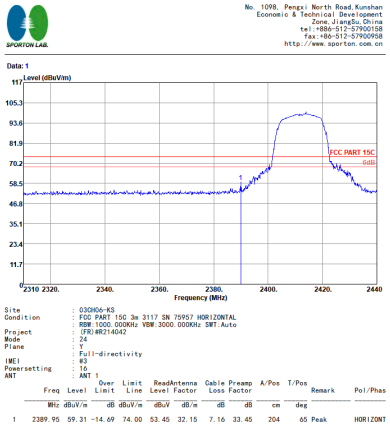	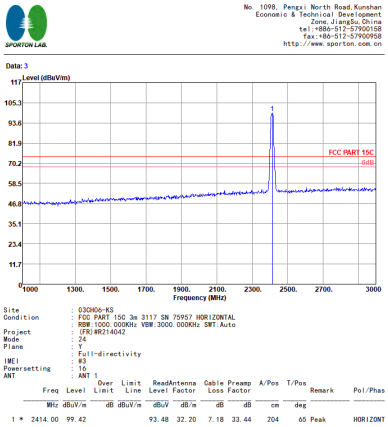
Avg.	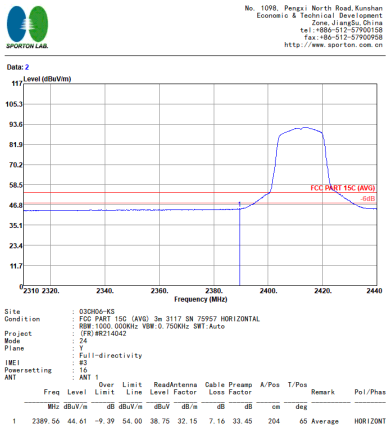	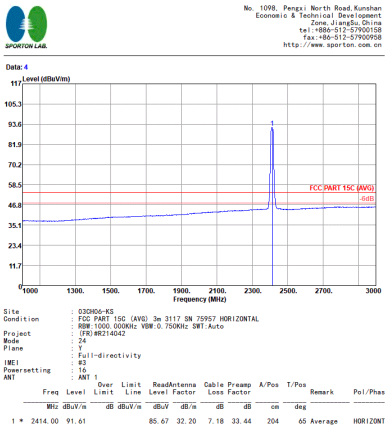

WIFI	2.4GHz 2400~2483.5MHz Band Edge @ 3m	
ANT	802.11g CH01 2412MHz	
1	Vertical	Fundamental
Peak	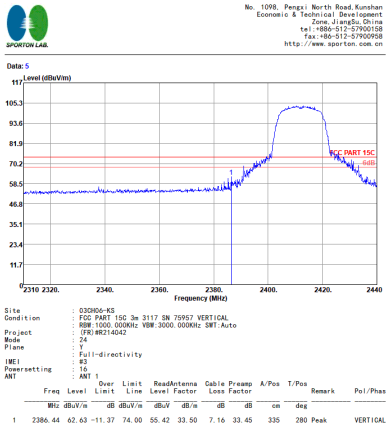	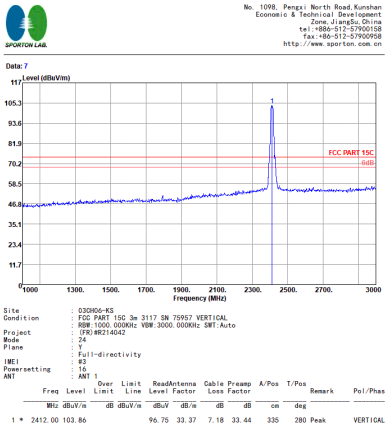
Avg.	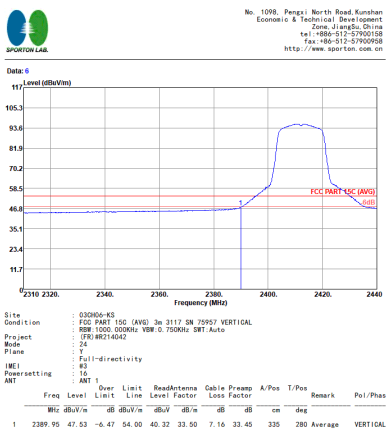	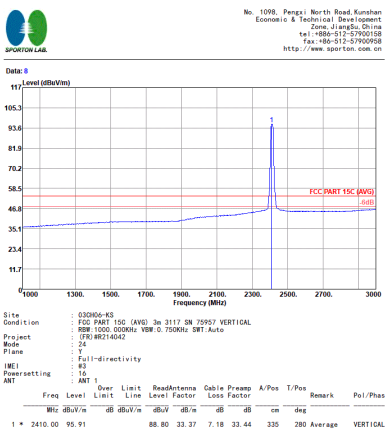

WIFI	2.4GHz 2400~2483.5MHz Band Edge @ 3m	
ANT	802.11g CH06 2437MHz - L	
1	Horizontal	Fundamental
Peak	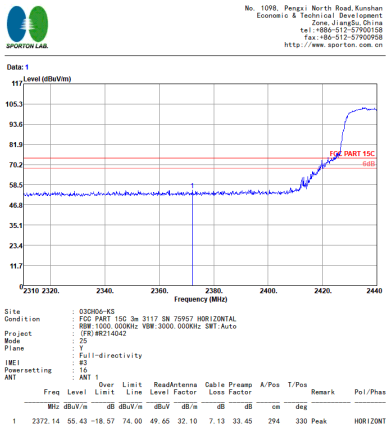	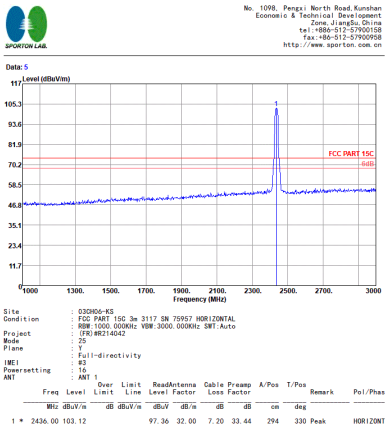
Avg.	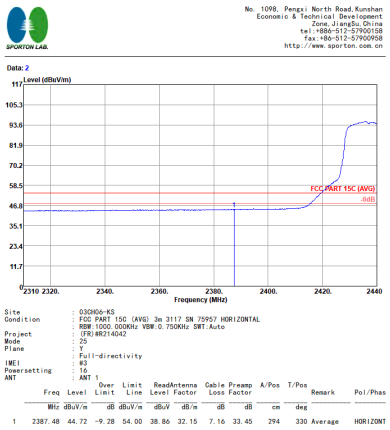	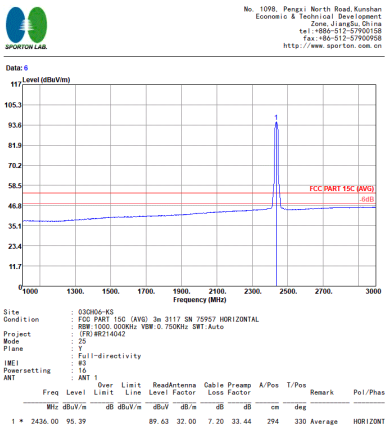

WIFI	2.4GHz 2400~2483.5MHz Band Edge @ 3m	
ANT	802.11g CH06 2437MHz - R	
1	Horizontal	Fundamental
Peak	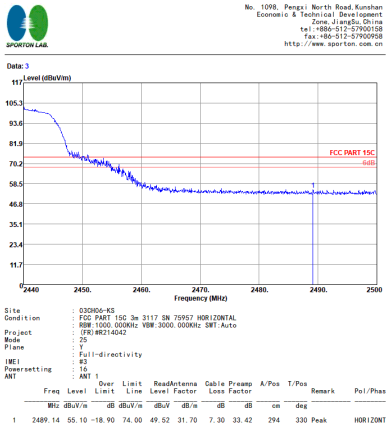	Left blank
Avg.	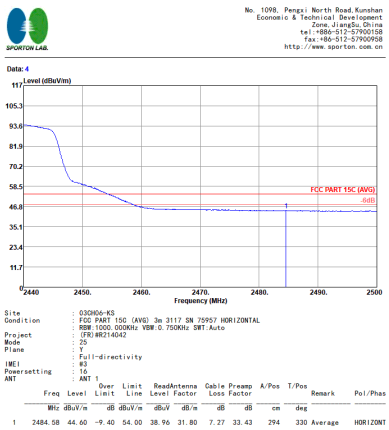	Left blank

WIFI	2.4GHz 2400~2483.5MHz Band Edge @ 3m	
ANT	802.11g CH06 2437MHz - L	
1	Vertical	Fundamental
Peak	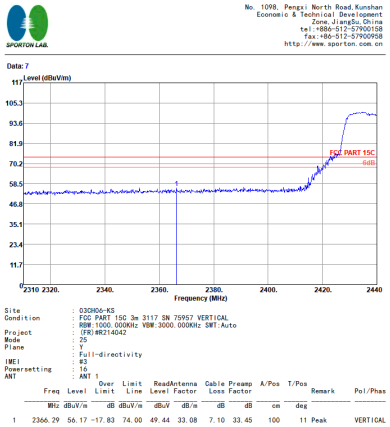 Site : 03CH06-KS Condition : FCC PART 15C 3m 3117 SN 75957 VERTICAL : RBW:1000.000KHz VBW:3000.000KHz SWT:Auto Project : (FR)#R214042 Mode : 25 Plane : Y : Full-directivity IMEI : #3 Powersetting : 16 ANT : ANT 1 Freq Level Over Limit Limit Line ReadAntenna Level Factor Cable Loss Factor Preamp Factor A/Pos T/Pos Remark Pol/Phas MHz dBuV/m dB dBuV/m dBuV dB/m dB dB cm deg 1 2366.29 56.17 -17.83 74.00 49.44 33.08 7.10 33.45 100 11 Peak VERTICAL	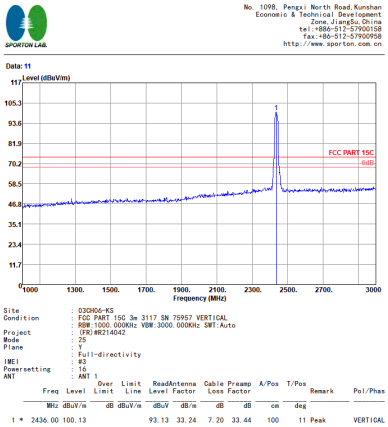 Site : 03CH06-KS Condition : FCC PART 15C 3m 3117 SN 75957 VERTICAL : RBW:1000.000KHz VBW:3000.000KHz SWT:Auto Project : (FR)#R214042 Mode : 25 Plane : Y : Full-directivity IMEI : #3 Powersetting : 16 ANT : ANT 1 Freq Level Over Limit Limit Line ReadAntenna Level Factor Cable Loss Factor Preamp Factor A/Pos T/Pos Remark Pol/Phas MHz dBuV/m dB dBuV/m dBuV dB/m dB dB cm deg 1 * 2436.00 100.13 93.13 33.24 7.20 33.44 100 11 Peak VERTICAL
Avg.	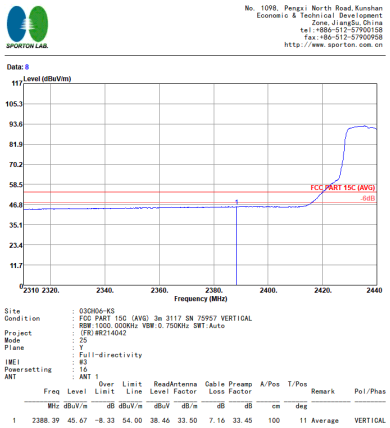 Site : 03CH06-KS Condition : FCC PART 15C (AVG) 3m 3117 SN 75957 VERTICAL : RBW:1000.000KHz VBW:0.750KHz SWT:Auto Project : (FR)#R214042 Mode : 25 Plane : Y : Full-directivity IMEI : #3 Powersetting : 16 ANT : ANT 1 Freq Level Over Limit Limit Line ReadAntenna Level Factor Cable Loss Factor Preamp Factor A/Pos T/Pos Remark Pol/Phas MHz dBuV/m dB dBuV/m dBuV dB/m dB dB cm deg 1 2388.39 45.67 -8.33 54.00 38.46 33.50 7.16 33.45 100 11 Average VERTICAL	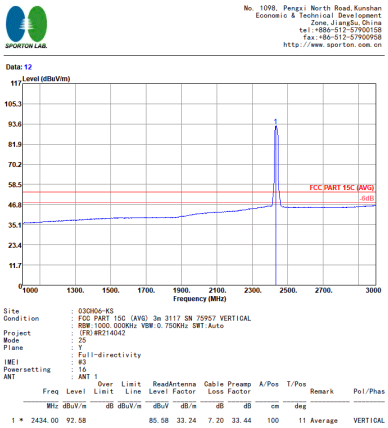 Site : 03CH06-KS Condition : FCC PART 15C (AVG) 3m 3117 SN 75957 VERTICAL : RBW:1000.000KHz VBW:0.750KHz SWT:Auto Project : (FR)#R214042 Mode : 25 Plane : Y : Full-directivity IMEI : #3 Powersetting : 16 ANT : ANT 1 Freq Level Over Limit Limit Line ReadAntenna Level Factor Cable Loss Factor Preamp Factor A/Pos T/Pos Remark Pol/Phas MHz dBuV/m dB dBuV/m dBuV dB/m dB dB cm deg 1 * 2434.00 92.58 85.58 33.24 7.20 33.44 100 11 Average VERTICAL

WIFI	2.4GHz 2400~2483.5MHz Band Edge @ 3m	
ANT	802.11g CH06 2437MHz - R	
1	Vertical	Fundamental
Peak	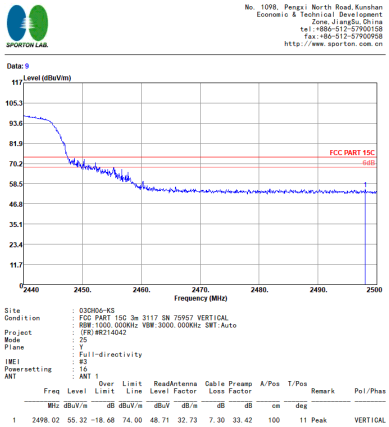	Left Blank
Avg.	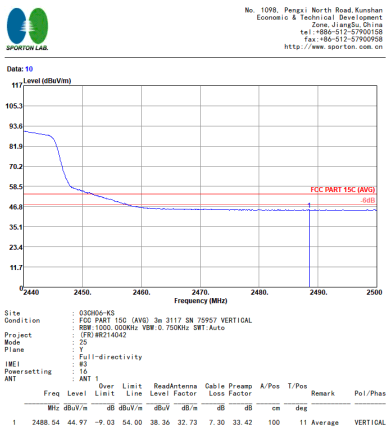	Left Blank

WIFI	2.4GHz 2400~2483.5MHz Band Edge @ 3m	
ANT	802.11g CH11 2462MHz	
1	Horizontal	Fundamental
Peak	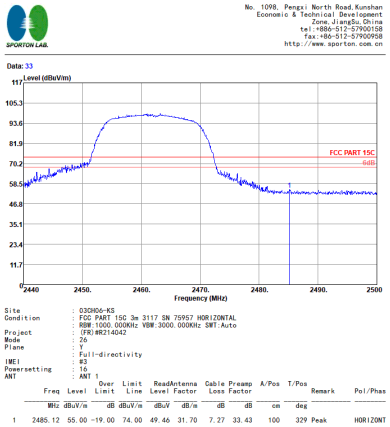	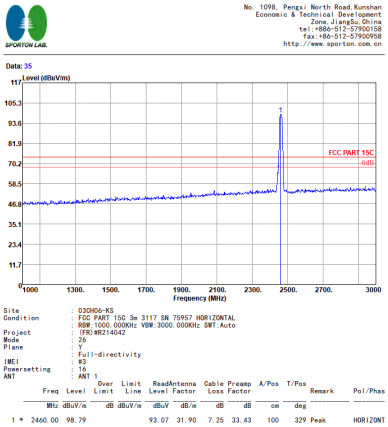
Avg.	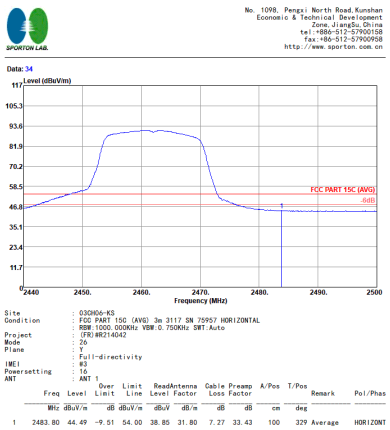	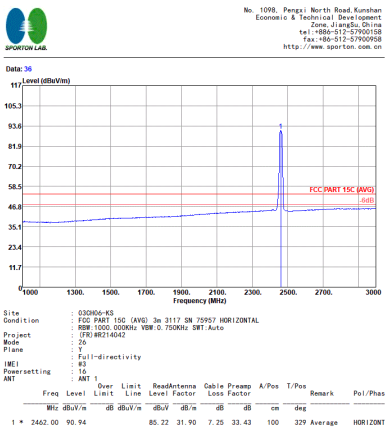

WIFI	2.4GHz 2400~2483.5MHz Band Edge @ 3m	
ANT	802.11g CH11 2462MHz	
1	Vertical	Fundamental
Peak	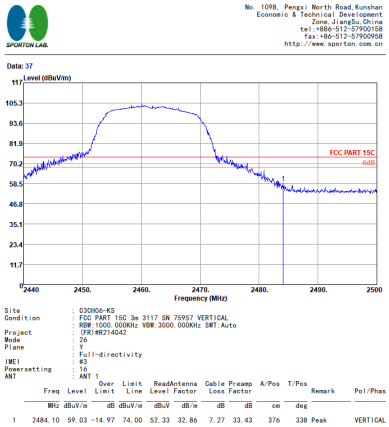	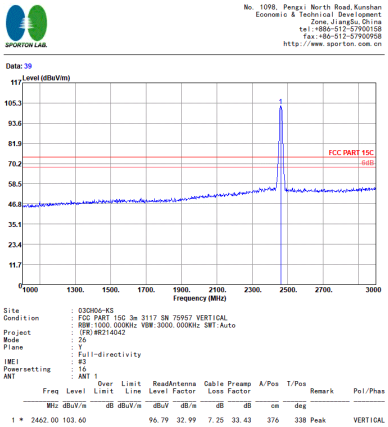
Avg.	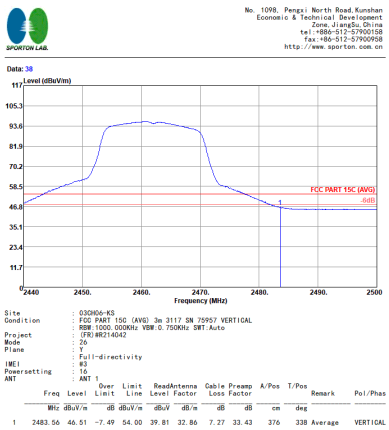	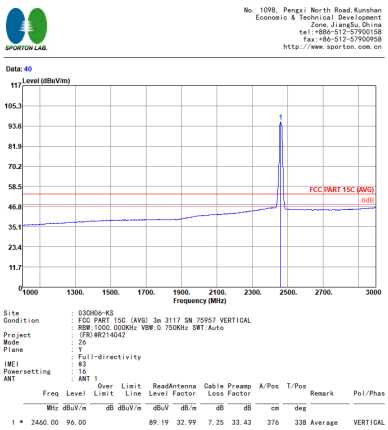

WIFI	2.4GHz 2400~2483.5MHz Band Edge @ 3m	
ANT	802.11g CH12 2467MHz	
1	Horizontal	Fundamental
Peak	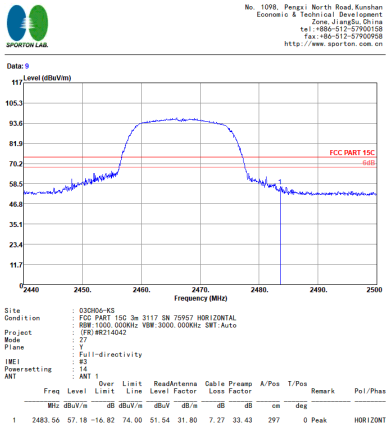	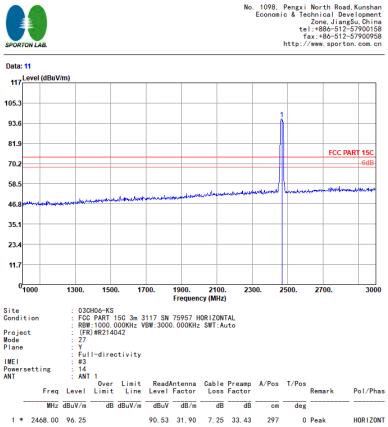
Avg.	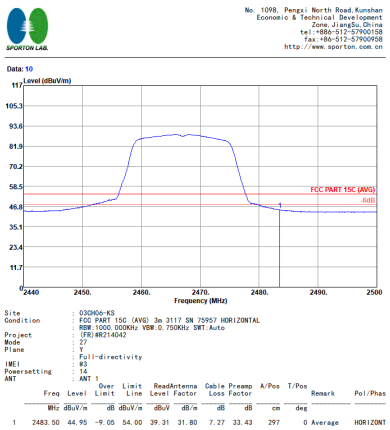	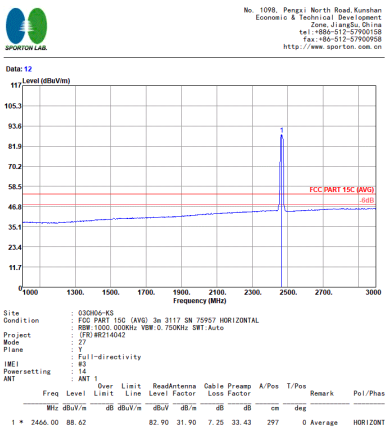

WIFI	2.4GHz 2400~2483.5MHz Band Edge @ 3m	
ANT	802.11g CH12 2467MHz	
1	Vertical	Fundamental
Peak	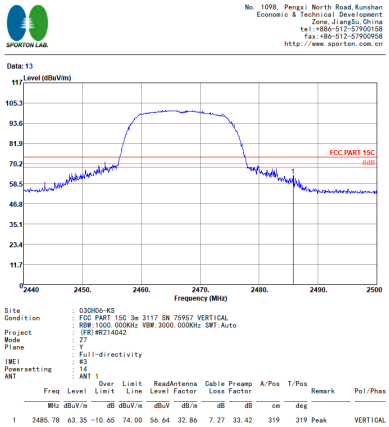	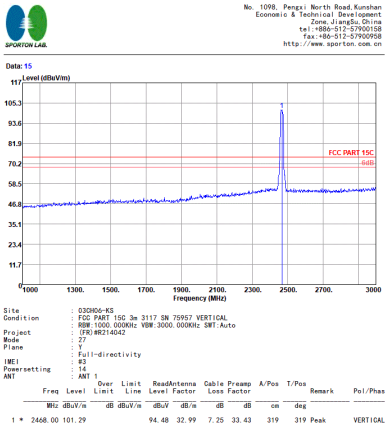
Avg.	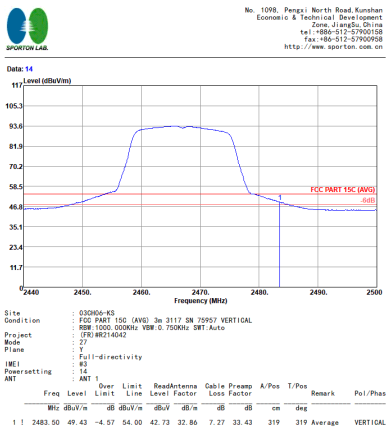	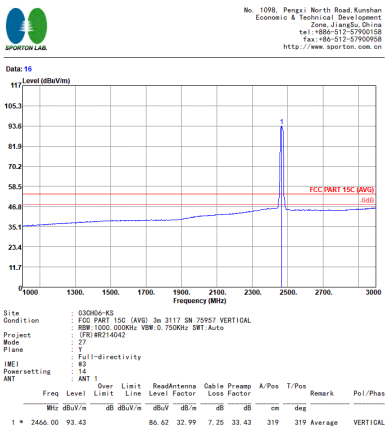

WIFI	2.4GHz 2400~2483.5MHz Band Edge @ 3m	
ANT	802.11g CH13 2472MHz	
1	Horizontal	Fundamental
Peak	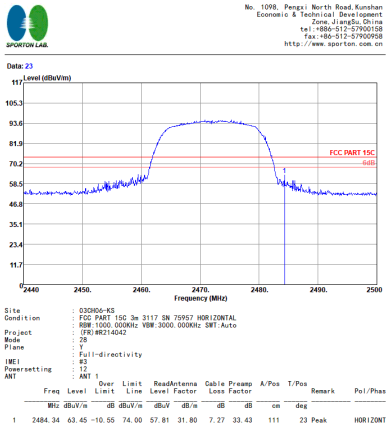	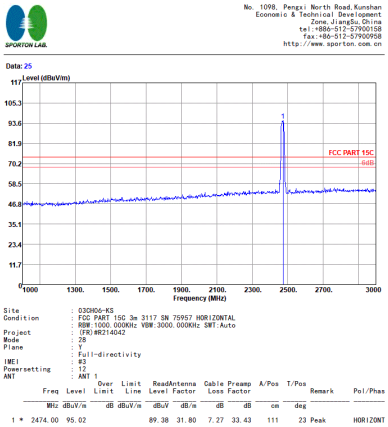
Avg.	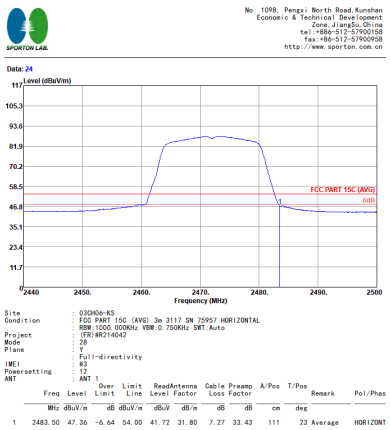	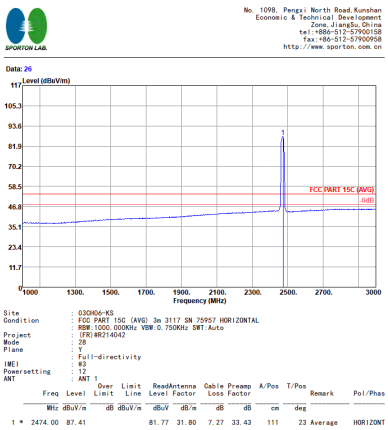

WIFI	2.4GHz 2400~2483.5MHz Band Edge @ 3m	
ANT	802.11g CH13 2472MHz	
1	Vertical	Fundamental
Peak	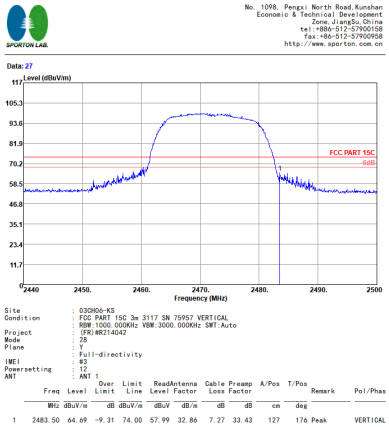	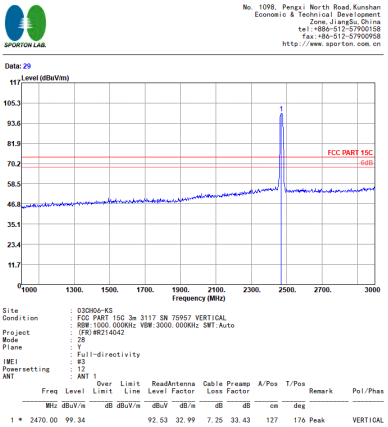
Avg.	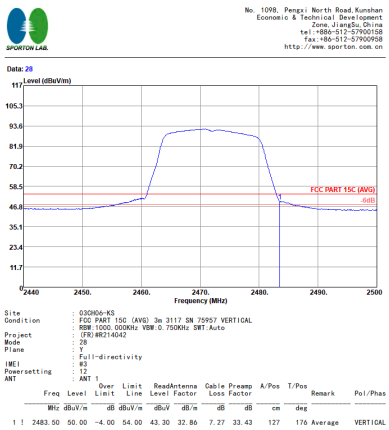	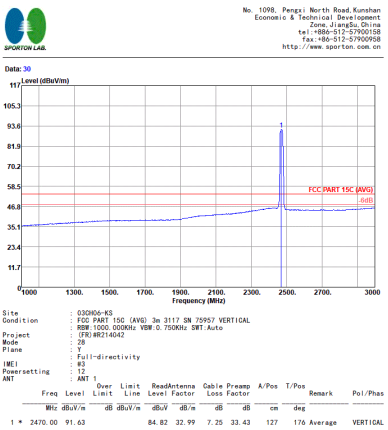

2.4GHz 2400~2483.5MHz---ANT 1

WIFI 802.11n HT20 (Band Edge @ 3m)

WIFI	2.4GHz 2400~2483.5MHz Band Edge @ 3m	
ANT	802.11n HT20 CH01 2412MHz	
1	Horizontal	Fundamental
Peak	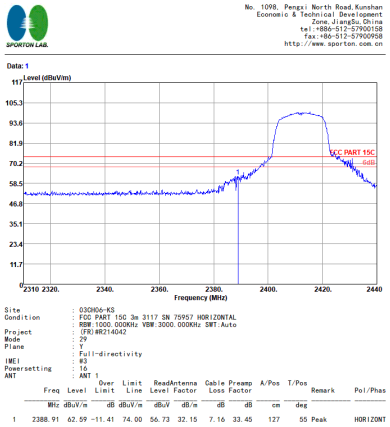	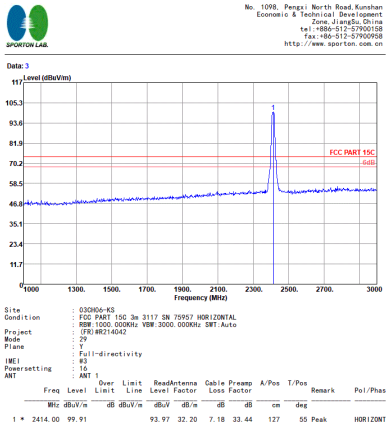
Avg.	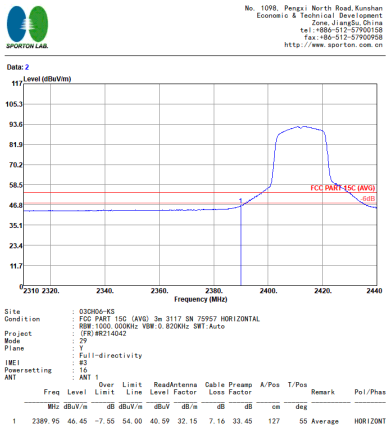	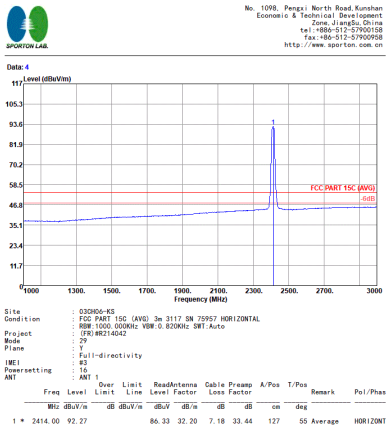

WIFI	2.4GHz 2400~2483.5MHz Band Edge @ 3m	
ANT	802.11n HT20 CH01 2412MHz	
1	Vertical	Fundamental
Peak	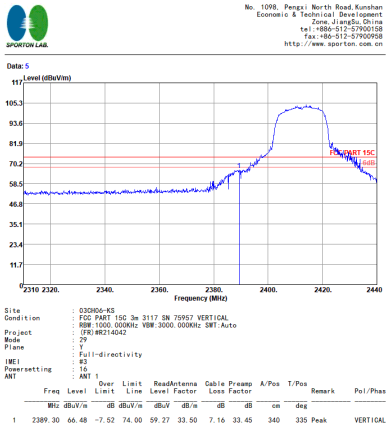	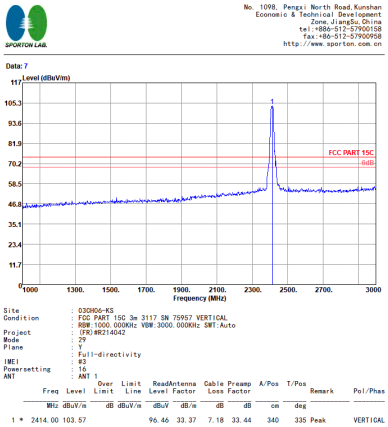
Avg.	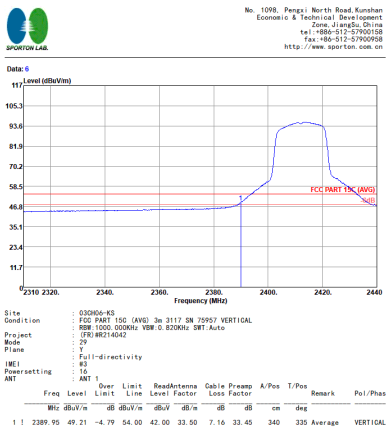	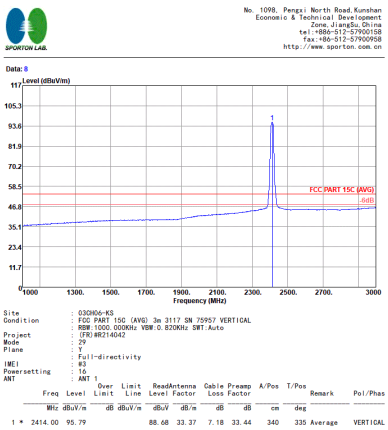

WIFI	2.4GHz 2400~2483.5MHz Band Edge @ 3m	
ANT	802.11n HT20 CH06 2437MHz - L	
1	Horizontal	Fundamental
Peak	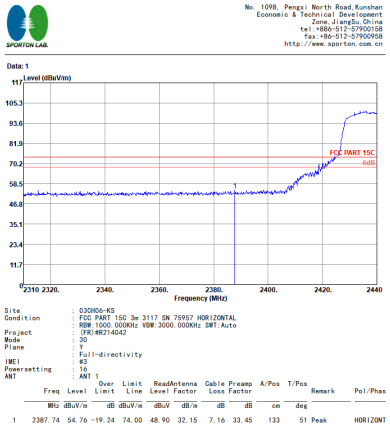	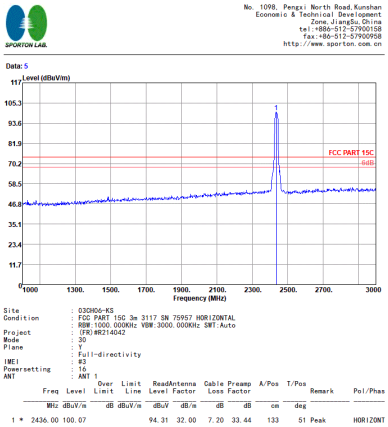
Avg.	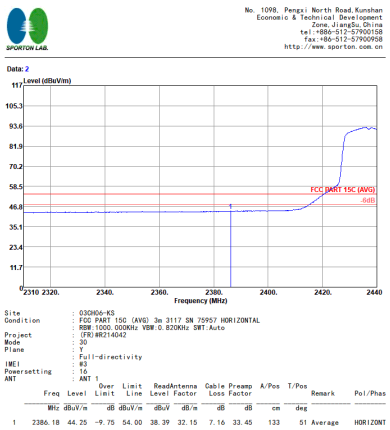	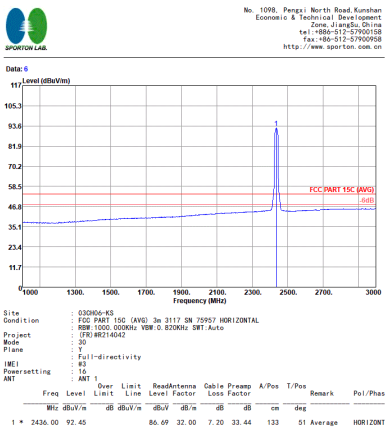

WIFI	2.4GHz 2400~2483.5MHz Band Edge @ 3m	
ANT	802.11n HT20 CH06 2437MHz - R	
1	Horizontal	Fundamental
Peak	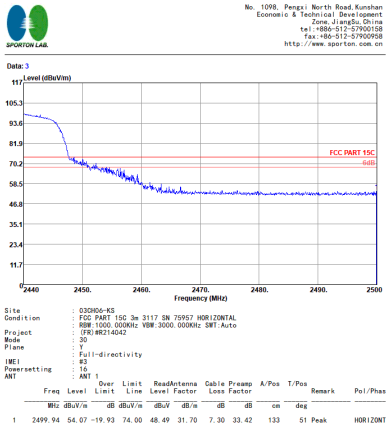	Left blank
Avg.	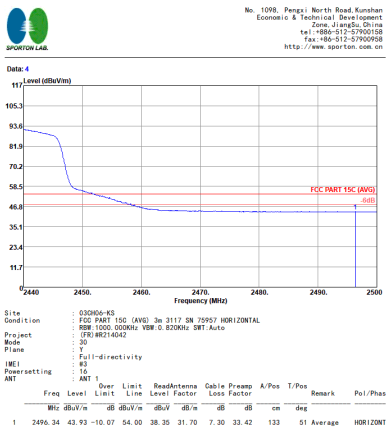	Left blank

WIFI	2.4GHz 2400~2483.5MHz Band Edge @ 3m	
ANT	802.11n HT20 CH06 2437MHz - L	
1	Vertical	Fundamental
Peak	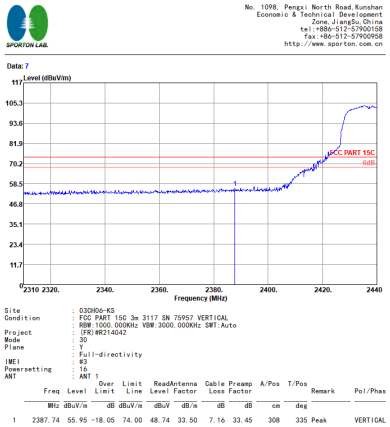	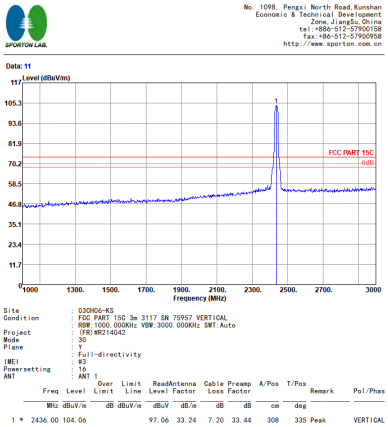
Avg.	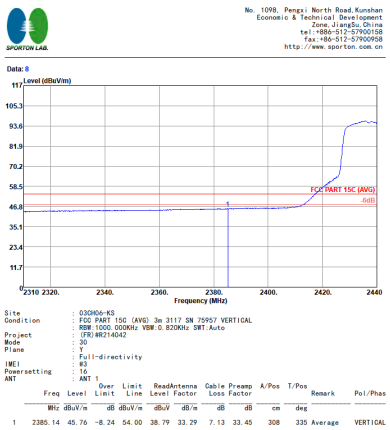	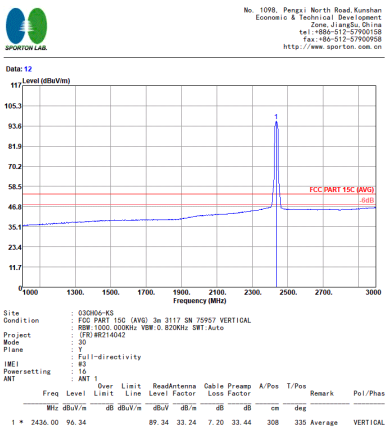

WIFI	2.4GHz 2400~2483.5MHz Band Edge @ 3m	
ANT	802.11n HT20 CH06 2437MHz - R	
1	Vertical	Fundamental
Peak	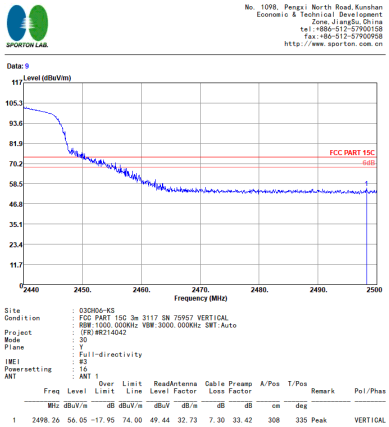	Left Blank
Avg.	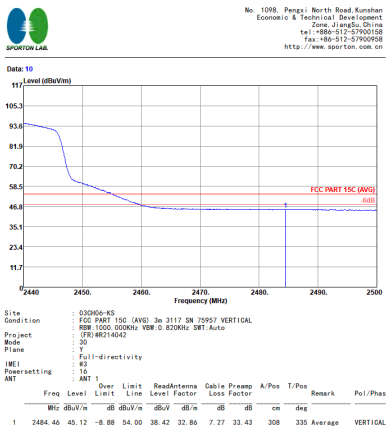	Left Blank

WIFI	2.4GHz 2400~2483.5MHz Band Edge @ 3m	
ANT	802.11n HT20 CH11 2462MHz	
1	Horizontal	Fundamental
Peak	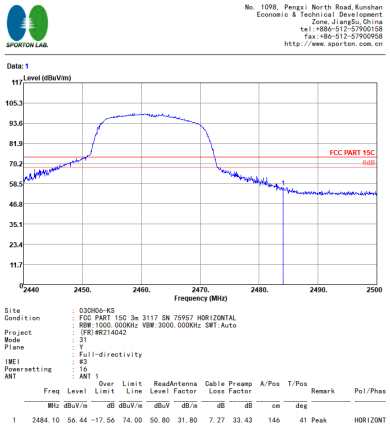	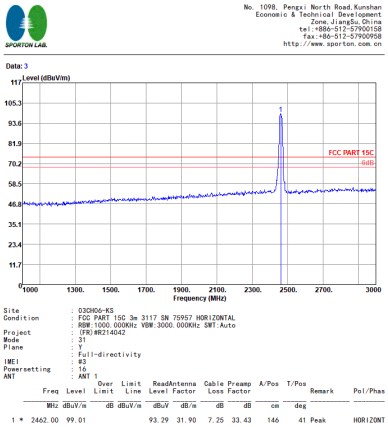
Avg.	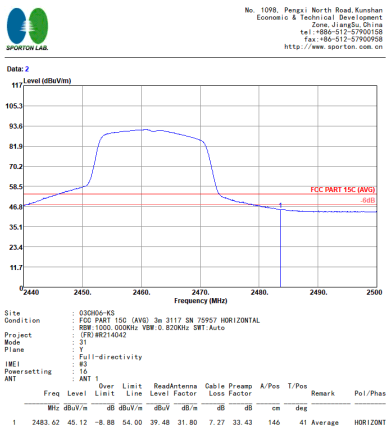	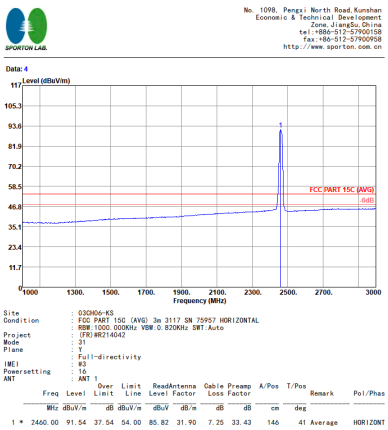

WIFI	2.4GHz 2400~2483.5MHz Fundamental @ 3m	
ANT	802.11n HT20 CH11 2462MHz	
1	Vertical	Fundamental
Peak	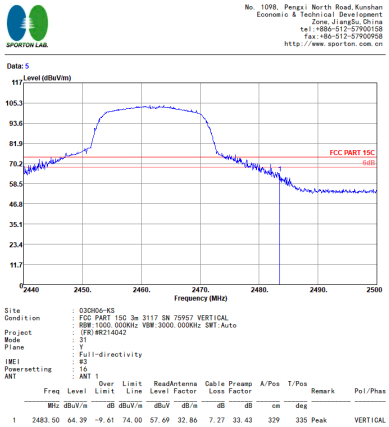	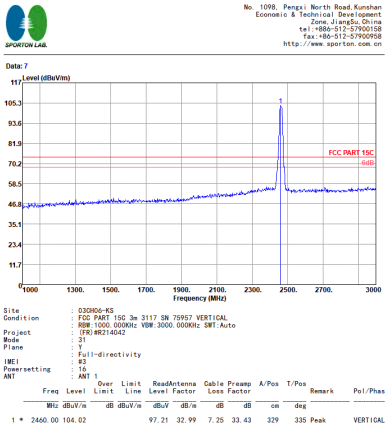
Avg.	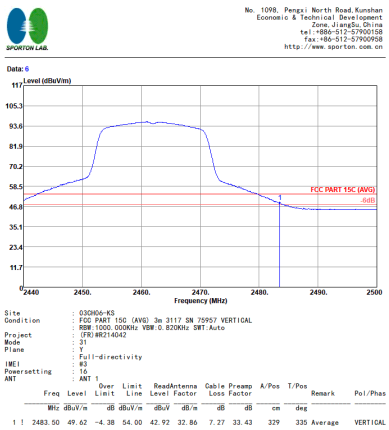	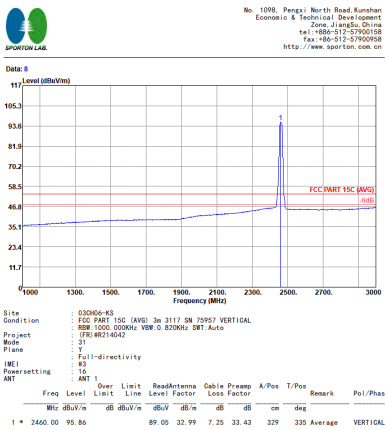

WIFI	2.4GHz 2400~2483.5MHz Band Edge @ 3m	
ANT	802.11n HT20 CH12 2467MHz	
1	Horizontal	Fundamental
Peak	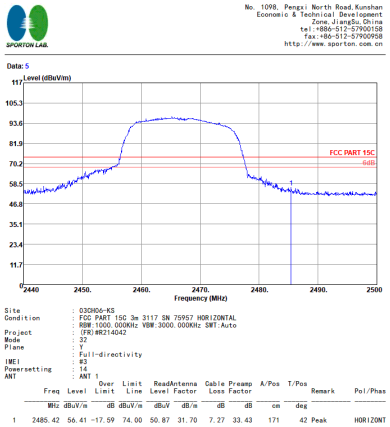	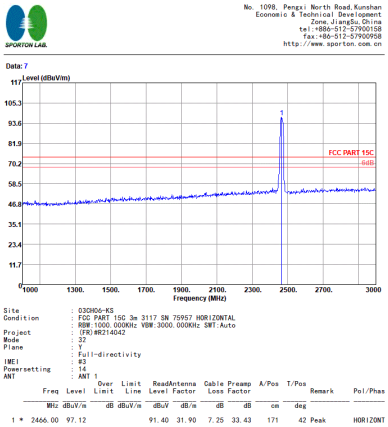
Avg.	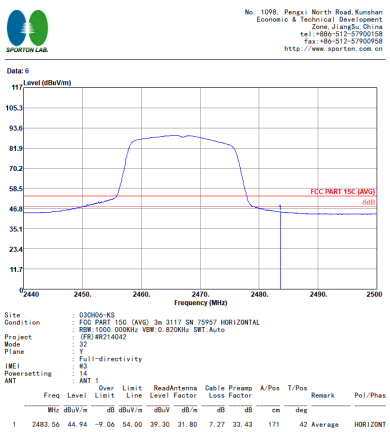	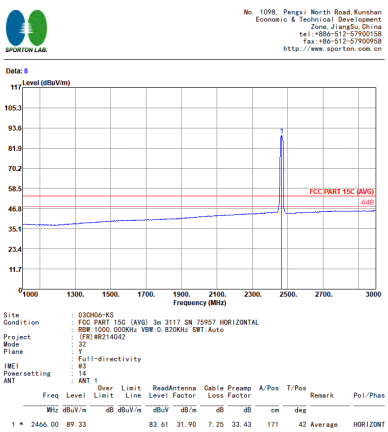

WIFI	2.4GHz 2400~2483.5MHz Band Edge @ 3m	
ANT	802.11n HT20 CH12 2467MHz	
1	Vertical	Fundamental
Peak	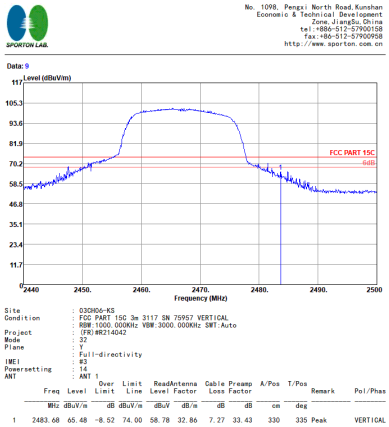	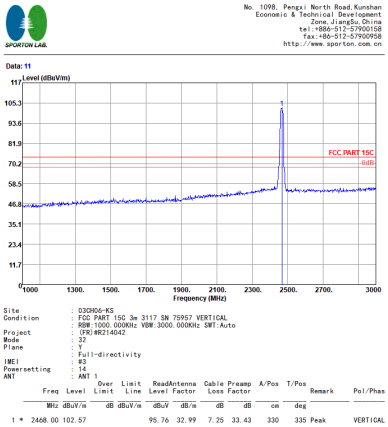
Avg.	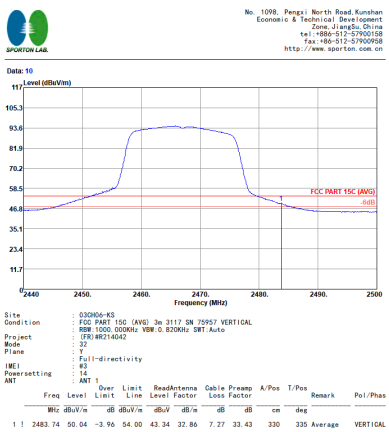	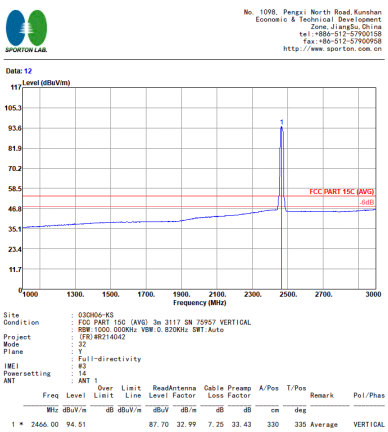

WIFI	2.4GHz 2400~2483.5MHz Band Edge @ 3m	
ANT	802.11n HT20 CH13 2472MHz	
1	Horizontal	Fundamental
Peak	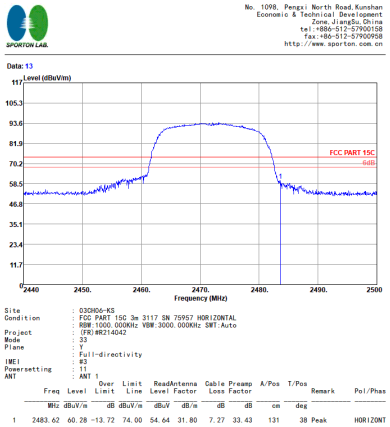	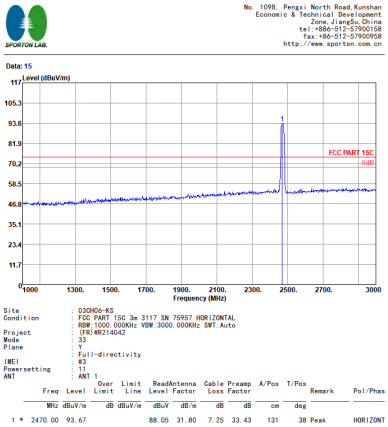
Avg.	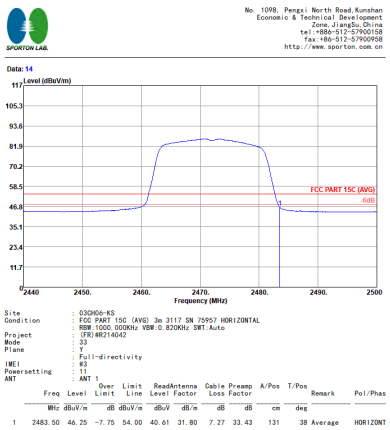	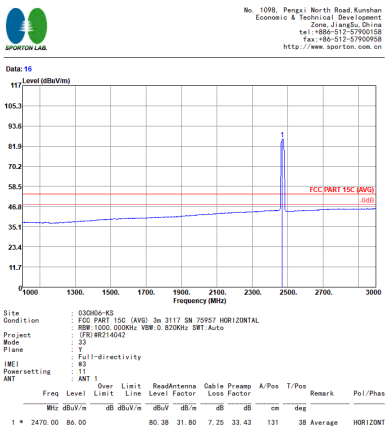

WIFI	2.4GHz 2400~2483.5MHz Band Edge @ 3m	
ANT	802.11n HT20 CH13 2472MHz	
1	Vertical	Fundamental
Peak	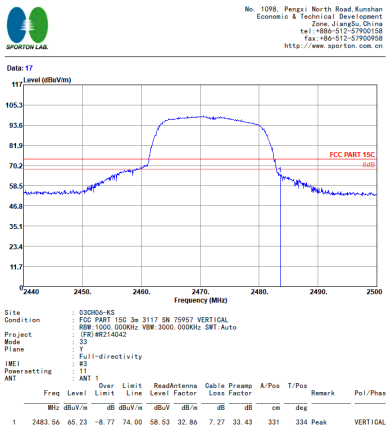	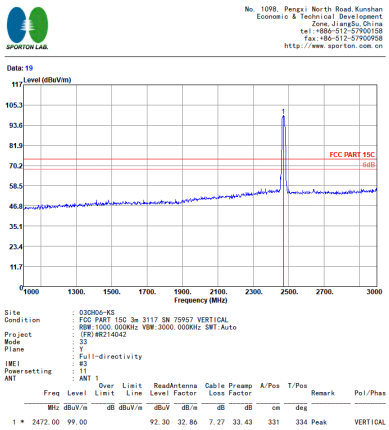
Avg.	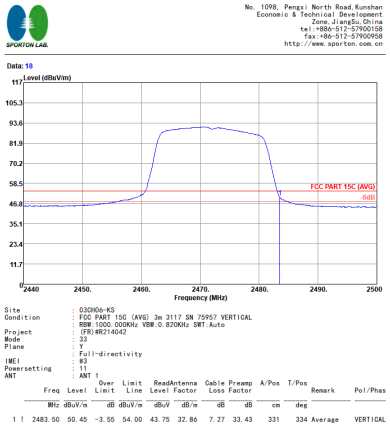	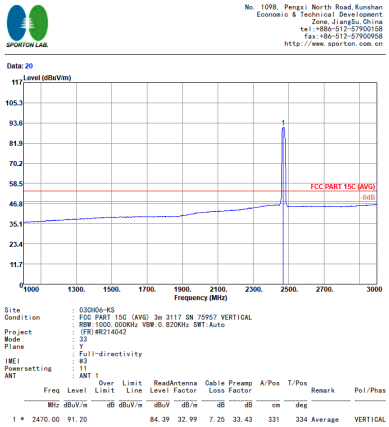

2.4GHz 2400~2483.5MHz---ANT 1

WIFI 802.11b (Harmonic @ 3m)

WIFI	2.4GHz 2400~2483.5MHz Harmonic @ 3m	
ANT	802.11b CH01 2412MHz	
1	Horizontal	Vertical
Peak Avg.	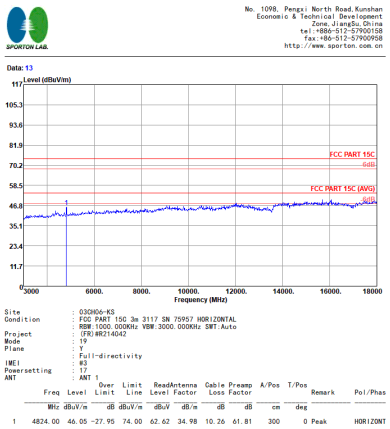 No. 1098, Pengzi North Road,Kunshan Economic & Technical Development Zone,JiangSu,China tel:+886-512-57900158 fax:+86-512-57900958 http://www.sporton.com.cn Data: 13 Level (dBuV/m) FCC PART 15C 6dB FCC PART 15C (AVG) 6dB Frequency (MHz) Site : 03CH06-KS Condition : FCC PART 15C 3m 3117 SN 75957 HORIZONTAL : RBW:1000.000KHz VBW:3000.000KHz SWT:Auto Project : (FR)#R214042 Mode : 19 Plane : Y : Full-directivity IMEI : #3 Powersetting : 17 ANT : ANT 1 Freq Level Over Limit Limit Line ReadAntenna Level Factor Cable Loss Factor Preamp Factor A/Pos T/Pos Remark Pol/Phas MHz dBuV/m dB dBuV/m dBuV dB/m dB dB cm deg 1 4824.00 46.05 -27.95 74.00 62.62 34.98 10.26 61.81 300 0 Peak HORIZONT	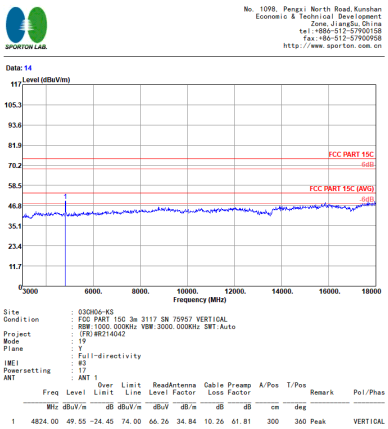 No. 1098, Pengzi North Road,Kunshan Economic & Technical Development Zone,JiangSu,China tel:+886-512-57900158 fax:+86-512-57900958 http://www.sporton.com.cn Data: 14 Level (dBuV/m) FCC PART 15C 6dB FCC PART 15C (AVG) 6dB Frequency (MHz) Site : 03CH06-KS Condition : FCC PART 15C 3m 3117 SN 75957 VERTICAL : RBW:1000.000KHz VBW:3000.000KHz SWT:Auto Project : (FR)#R214042 Mode : 19 Plane : Y : Full-directivity IMEI : #3 Powersetting : 17 ANT : ANT 1 Freq Level Over Limit Limit Line ReadAntenna Level Factor Cable Loss Factor Preamp Factor A/Pos T/Pos Remark Pol/Phas MHz dBuV/m dB dBuV/m dBuV dB/m dB dB cm deg 1 4824.00 49.55 -24.45 74.00 66.26 34.84 10.26 61.81 300 360 Peak VERTICAL

WIFI	2.4GHz 2400~2483.5MHz Harmonic @ 3m	
ANT	802.11b CH06 2437MHz	
1	Horizontal	Vertical
Peak Avg.	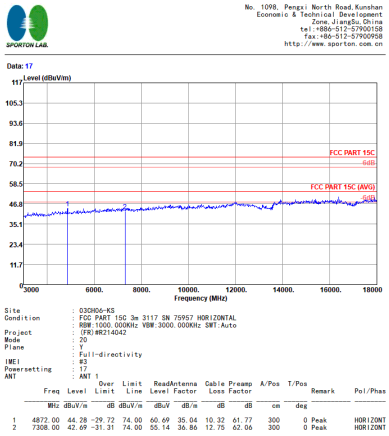 	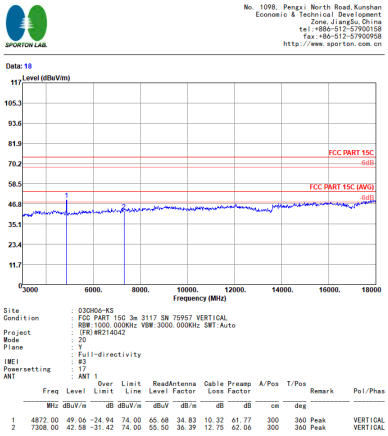

WIFI	2.4GHz 2400~2483.5MHz Harmonic @ 3m	
ANT	802.11b CH11 2462MHz	
1	Horizontal	Vertical
Peak Avg.	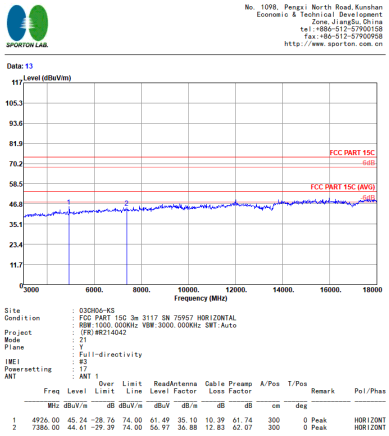 	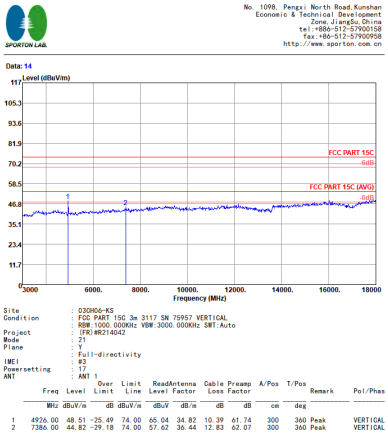 	

WIFI	2.4GHz 2400~2483.5MHz Harmonic @ 3m	
ANT	802.11b CH12 2467MHz	
1	Horizontal	Vertical
Peak Avg.	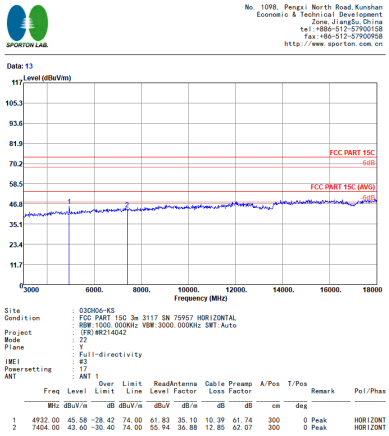 No. 1098, Pengxi North Road,Kunshan Economic & Technical Development Zone,JiangSu,China tel:+886-512-57900158 fax:+86-512-57900958 http://www.sporton.com.cn Data: 13 Level (dBuV/m) FCC PART 15C 6dB FCC PART 15C (AVG) 6dB Frequency (MHz) Site : 03CH06-KS Condition : FCC PART 15C 3m 3117 SN 75957 HORIZONTAL : RBW:1000.000KHz VBW:3000.000KHz SWT:Auto Project : (FR)#R214042 Mode : 22 Plane : Y : Full-directivity IMEI : #3 Powersetting : 17 ANT : ANT 1 Freq Level Over Limit Limit Line ReadAntenna Level Factor Cable Loss Preamp Factor A/Pos T/Pos Remark Pol/Phas MHz dBuV/m dB dBuV/m dBuV dB/m dB dB cm deg 1 4932.00 45.58 -28.42 74.00 61.83 35.10 10.39 61.74 300 0 Peak HORIZONT 2 7404.00 43.60 -30.40 74.00 55.94 36.88 12.85 62.07 300 0 Peak HORIZONT	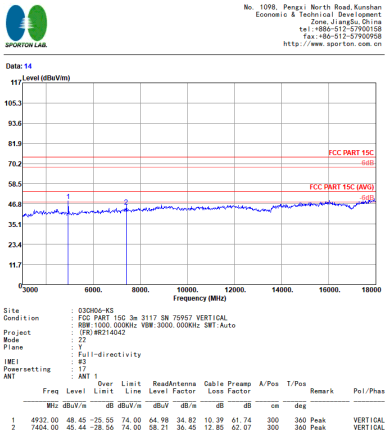 No. 1098, Pengxi North Road,Kunshan Economic & Technical Development Zone,JiangSu,China tel:+886-512-57900158 fax:+86-512-57900958 http://www.sporton.com.cn Data: 14 Level (dBuV/m) FCC PART 15C 6dB FCC PART 15C (AVG) 6dB Frequency (MHz) Site : 03CH06-KS Condition : FCC PART 15C 3m 3117 SN 75957 VERTICAL : RBW:1000.000KHz VBW:3000.000KHz SWT:Auto Project : (FR)#R214042 Mode : 22 Plane : T : Full-directivity IMEI : #3 Powersetting : 17 ANT : ANT 1 Freq Level Over Limit Limit Line ReadAntenna Level Factor Cable Loss Preamp Factor A/Pos T/Pos Remark Pol/Phas MHz dBuV/m dB dBuV/m dBuV dB/m dB dB cm deg 1 4932.00 48.45 -25.55 74.00 64.98 34.82 10.39 61.74 300 360 Peak VERTICAL 2 7404.00 45.44 -28.56 74.00 58.21 36.45 12.85 62.07 300 360 Peak VERTICAL

WIFI	2.4GHz 2400~2483.5MHz Harmonic @ 3m	
ANT	802.11b CH13 2472MHz	
1	Horizontal	Vertical
Peak Avg.	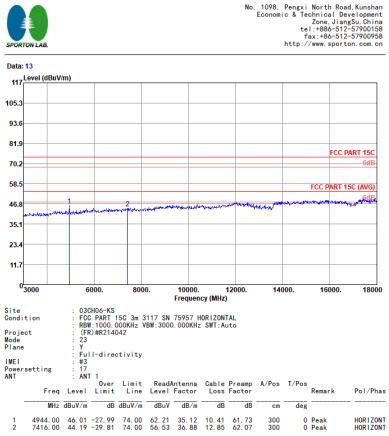 	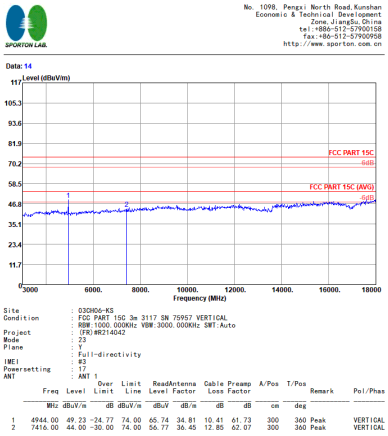

2.4GHz 2400~2483.5MHz---ANT 1

WIFI 802.11g (Harmonic @ 3m)

WIFI	2.4GHz 2400~2483.5MHz Harmonic @ 3m	
ANT	802.11g CH01 2412MHz	
1	Horizontal	Vertical
Peak Avg.	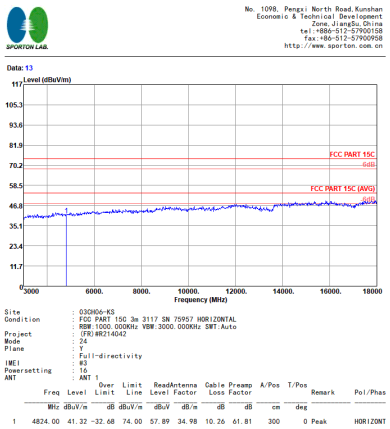 	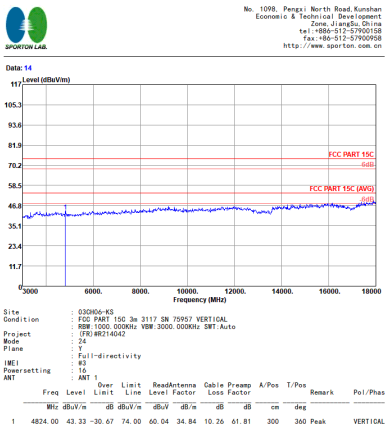

WIFI	2.4GHz 2400~2483.5MHz Harmonic @ 3m	
ANT	802.11g CH06 2437MHz	
1	Horizontal	Vertical
Peak Avg.	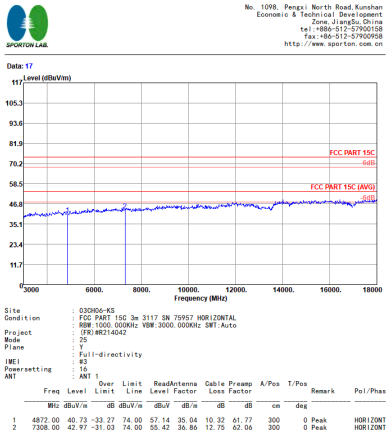 	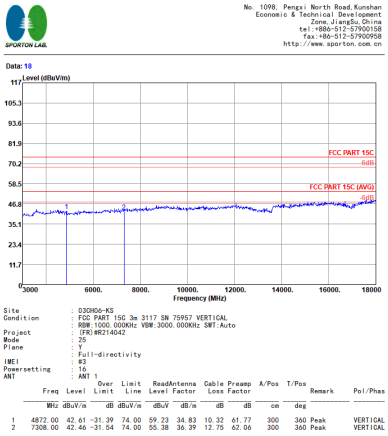 	

WIFI	2.4GHz 2400~2483.5MHz Harmonic @ 3m	
ANT	802.11g CH11 2462MHz	
1	Horizontal	Vertical
Peak Avg.	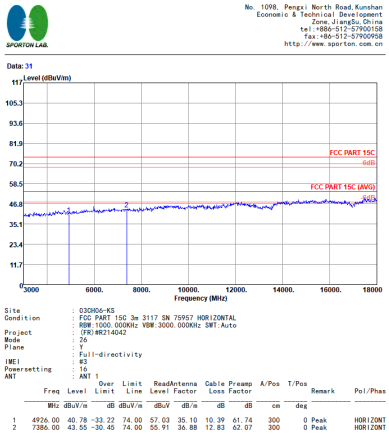 No. 1098, Pengxi North Road,Kunshan Economic & Technical Development Zone,JiangSu,China tel:+886-512-57900158 fax:+86-512-57900958 http://www.sporton.com.cn Data: 31 Level (dBuV/m) FCC PART 15C 6dB FCC PART 15C (AVG) 6dB Frequency (MHz) Site : 03CH06-KS Condition : FCC PART 15C 3m 3117 SN 75957 HORIZONTAL : RBW:1000.000KHz VBW:3000.000KHz SWT:Auto Project : (FR)#R214042 Mode : 26 Plane : Y : Full-directivity IMEI : #3 Powersetting : 16 ANT : ANT 1 Freq Level Over Limit Limit Line ReadAntenna Level Factor Cable Loss Preamp Factor A/Pos T/Pos Remark Pol/Phas MHz dBuV/m dB dBuV/m dBuV dBuV dB/m dB dB cm deg 1 4926.00 40.78 -33.22 74.00 57.03 35.10 10.39 61.74 300 0 Peak HORIZONT 2 7386.00 43.55 -30.45 74.00 55.91 36.88 12.83 62.07 300 0 Peak HORIZONT	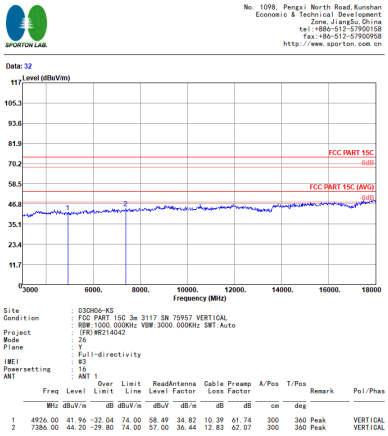 No. 1098, Pengxi North Road,Kunshan Economic & Technical Development Zone,JiangSu,China tel:+886-512-57900158 fax:+86-512-57900958 http://www.sporton.com.cn Data: 32 Level (dBuV/m) FCC PART 15C 6dB FCC PART 15C (AVG) 6dB Frequency (MHz) Site : 03CH06-KS Condition : FCC PART 15C 3m 3117 SN 75957 VERTICAL : RBW:1000.000KHz VBW:3000.000KHz SWT:Auto Project : (FR)#R214042 Mode : 26 Plane : Y : Full-directivity IMEI : #3 Powersetting : 16 ANT : ANT 1 Freq Level Over Limit Limit Line ReadAntenna Level Factor Cable Loss Preamp Factor A/Pos T/Pos Remark Pol/Phas MHz dBuV/m dB dBuV/m dBuV dBuV dB/m dB dB cm deg 1 4926.00 41.96 -32.04 74.00 58.49 34.82 10.39 61.74 300 360 Peak VERTICAL 2 7386.00 44.20 -29.80 74.00 57.00 36.44 12.83 62.07 300 360 Peak VERTICAL

WIFI	2.4GHz 2400~2483.5MHz Harmonic @ 3m	
ANT	802.11g CH12 2467MHz	
1	Horizontal	Vertical
Peak Avg.	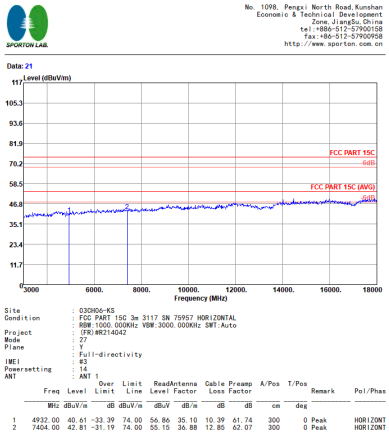 Data: 21 Level (dBuV/m) FCC PART 15C FCC PART 15C (AVG) Frequency (MHz) Site : 03CH06-KS Condition : FCC PART 15C 3m 3117 SN 75957 HORIZONTAL : RBW:1000.000KHz VBW:3000.000KHz SWT:Auto Project : (FR)#R214042 Mode : 27 Plane : Y : Full-directivity IMEI : #3 Powersetting : 14 ANT : ANT 1 Freq Level Over Limit Limit Line ReadAntenna Level Factor Cable Loss Preamp Factor A/Pos T/Pos Remark Pol/Phas MHz dBuV/m dB dBuV/m dBuV dB/m dB dB cm deg 1 4932.00 40.61 -33.39 74.00 56.86 35.10 10.39 61.74 300 0 Peak HORIZONT 2 7404.00 42.81 -31.19 74.00 55.15 36.88 12.85 62.07 300 0 Peak HORIZONT	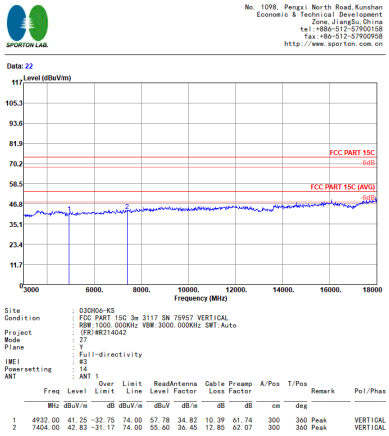 Data: 22 Level (dBuV/m) FCC PART 15C FCC PART 15C (AVG) Frequency (MHz) Site : 03CH06-KS Condition : FCC PART 15C 3m 3117 SN 75957 VERTICAL : RBW:1000.000KHz VBW:3000.000KHz SWT:Auto Project : (FR)#R214042 Mode : 27 Plane : Y : Full-directivity IMEI : #3 Powersetting : 14 ANT : ANT 1 Freq Level Over Limit Limit Line ReadAntenna Level Factor Cable Loss Preamp Factor A/Pos T/Pos Remark Pol/Phas MHz dBuV/m dB dBuV/m dBuV dB/m dB dB cm deg 1 4932.00 41.25 -32.75 74.00 57.78 34.82 10.39 61.74 300 360 Peak VERTICAL 2 7404.00 42.83 -31.17 74.00 55.60 36.45 12.85 62.07 300 360 Peak VERTICAL

WIFI	2.4GHz 2400~2483.5MHz Harmonic @ 3m	
ANT	802.11g CH13 2472MHz	
1	Horizontal	Vertical
Peak Avg.	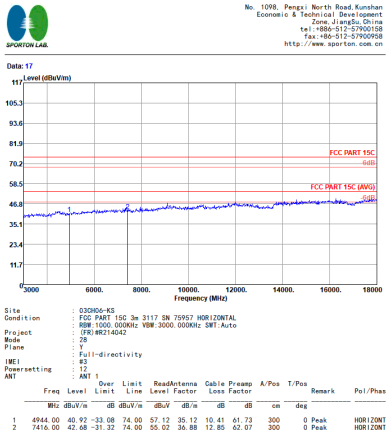 	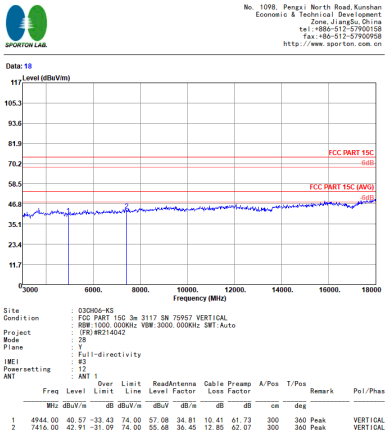

2.4GHz 2400~2483.5MHz---ANT 1

WIFI 802.11n HT20 (Harmonic @ 3m)

WIFI	2.4GHz 2400~2483.5MHz Harmonic @ 3m	
ANT	802.11n HT20 CH01 2412MHz	
1	Horizontal	Vertical
Peak Avg.	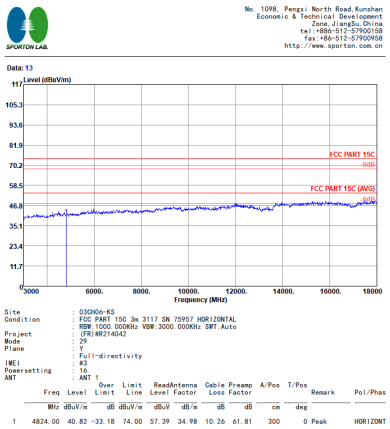	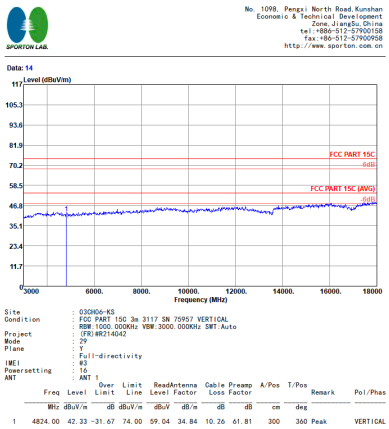

WIFI	2.4GHz 2400~2483.5MHz Harmonic @ 3m	
ANT	802.11n HT20 CH06 2437MHz	
1	Horizontal	Vertical
Peak Avg.	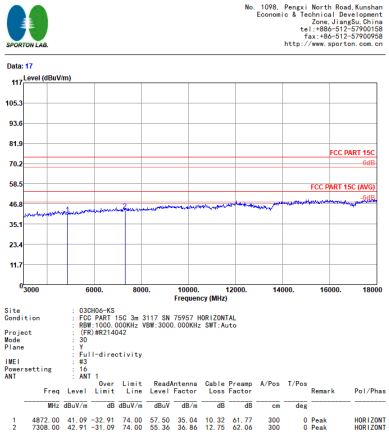	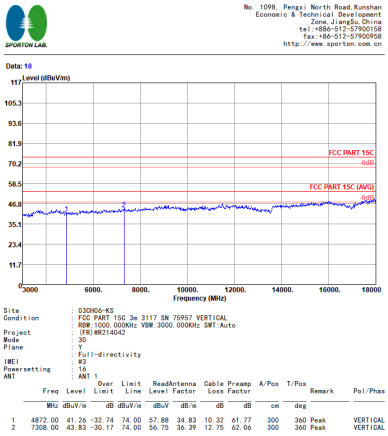

WIFI	2.4GHz 2400~2483.5MHz Harmonic @ 3m	
ANT	802.11n HT20 CH11 2462MHz	
1	Horizontal	Vertical
Peak Avg.	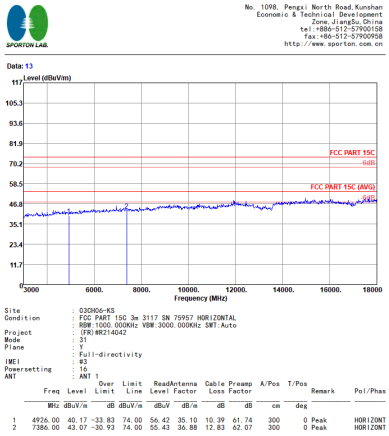 No. 1098, Pengxi North Road,Kunshan Economic & Technical Development Zone,JiangSu,China tel:+886-512-57900158 fax:+886-512-57900958 http://www.sporton.com.cn Data: 13 Level (dBuV/m) FCC PART 15C FCC PART 15C (AVG) Frequency (MHz) Site : 03CH06-KS Condition : FCC PART 15C 3m 3117 SN 75957 HORIZONTAL : RBW:1000.000KHz VBW:3000.000KHz SWT:Auto Project : (FR)#R214042 Mode : 31 Plane : Y : Full-directivity IMEI : #3 Powersetting : 16 ANT : ANT 1 Freq Level Over Limit Limit Line ReadAntenna Level Factor Cable Loss Preamp Factor A/Pos T/Pos Remark Pol/Phas MHz dBuV/m dB dBuV/m dBuV dB/m dB dB cm deg 1 4926.00 40.17 -33.83 74.00 56.42 35.10 10.39 61.74 300 0 Peak HORIZONT 2 7386.00 43.07 -30.93 74.00 55.43 36.88 12.83 62.07 300 0 Peak HORIZONT	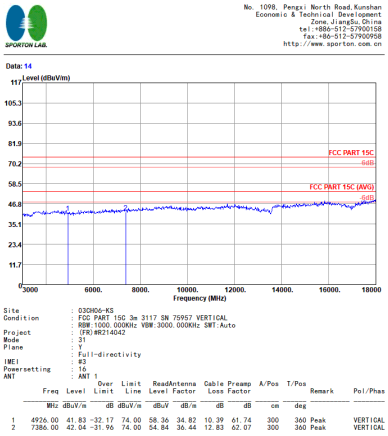 No. 1098, Pengxi North Road,Kunshan Economic & Technical Development Zone,JiangSu,China tel:+886-512-57900158 fax:+886-512-57900958 http://www.sporton.com.cn Data: 14 Level (dBuV/m) FCC PART 15C FCC PART 15C (AVG) Frequency (MHz) Site : 03CH06-KS Condition : FCC PART 15C 3m 3117 SN 75957 VERTICAL : RBW:1000.000KHz VBW:3000.000KHz SWT:Auto Project : (FR)#R214042 Mode : 31 Plane : Y : Full-directivity IMEI : #3 Powersetting : 16 ANT : ANT 1 Freq Level Over Limit Limit Line ReadAntenna Level Factor Cable Loss Preamp Factor A/Pos T/Pos Remark Pol/Phas MHz dBuV/m dB dBuV/m dBuV dB/m dB dB cm deg 1 4926.00 41.83 -32.17 74.00 58.36 34.82 10.39 61.74 300 360 Peak VERTICAL 2 7386.00 42.04 -31.96 74.00 54.84 36.44 12.83 62.07 300 360 Peak VERTICAL

WIFI	2.4GHz 2400~2483.5MHz Harmonic @ 3m	
ANT	802.11n HT20 CH12 2462MHz	
1	Horizontal	Vertical
Peak Avg.	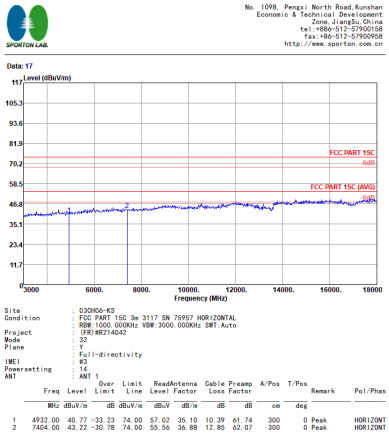 No. 1098, Pengxi North Road,Kunshan Economic & Technical Development Zone,JiangSu,China tel:+886-512-57900158 fax:+886-512-57900958 http://www.sporton.com.cn Data: 17 Level (dBuV/m) 117 105.3 93.6 81.9 70.2 58.5 46.8 35.1 23.4 11.7 0 FCC PART 15C 6dB FCC PART 15C (AVG) 6dB 3000 6000. 8000. 10000. 12000. 14000. 16000. 18000 Frequency (MHz) Site : 03CH06-KS Condition : FCC PART 15C 3m 3117 SN 75957 HORIZONTAL : RBW:1000.000KHz VBW:3000.000KHz SWT:Auto Project : (FR)#R214042 Mode : 32 Plane : Y : Full-directivity IMEI : #3 Powersetting : 14 ANT : ANT 1 Freq Level Over Limit Limit Line ReadAntenna Level Factor Cable Loss Preamp Factor A/Pos T/Pos Remark Pol/Phas MHz dBuV/m dB dBuV/m dBuV dB/m dB dB cm deg 1 4932.00 40.77 -33.23 74.00 57.02 35.10 10.39 61.74 300 0 Peak HORIZONT 2 7404.00 43.22 -30.78 74.00 55.56 36.88 12.85 62.07 300 0 Peak HORIZONT	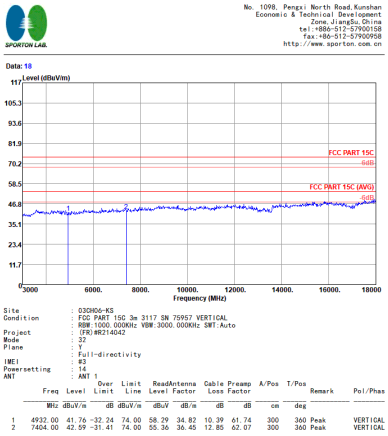 No. 1098, Pengxi North Road,Kunshan Economic & Technical Development Zone,JiangSu,China tel:+886-512-57900158 fax:+886-512-57900958 http://www.sporton.com.cn Data: 18 Level (dBuV/m) 117 105.3 93.6 81.9 70.2 58.5 46.8 35.1 23.4 11.7 0 FCC PART 15C 6dB FCC PART 15C (AVG) 6dB 3000 6000. 8000. 10000. 12000. 14000. 16000. 18000 Frequency (MHz) Site : 03CH06-KS Condition : FCC PART 15C 3m 3117 SN 75957 VERTICAL : RBW:1000.000KHz VBW:3000.000KHz SWT:Auto Project : (FR)#R214042 Mode : 32 Plane : Y : Full-directivity IMEI : #3 Powersetting : 14 ANT : ANT 1 Freq Level Over Limit Limit Line ReadAntenna Level Factor Cable Loss Preamp Factor A/Pos T/Pos Remark Pol/Phas MHz dBuV/m dB dBuV/m dBuV dB/m dB dB cm deg 1 4932.00 41.76 -32.24 74.00 58.29 34.82 10.39 61.74 300 360 Peak VERTICAL 2 7404.00 42.59 -31.41 74.00 55.36 36.45 12.85 62.07 300 360 Peak VERTICAL

WIFI	2.4GHz 2400~2483.5MHz Harmonic @ 3m	
ANT	802.11n HT20 CH13 2472MHz	
1	Horizontal	Vertical
Peak Avg.	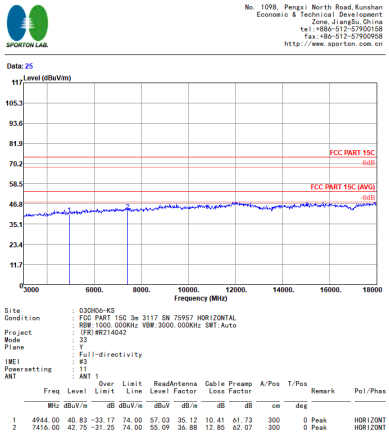 	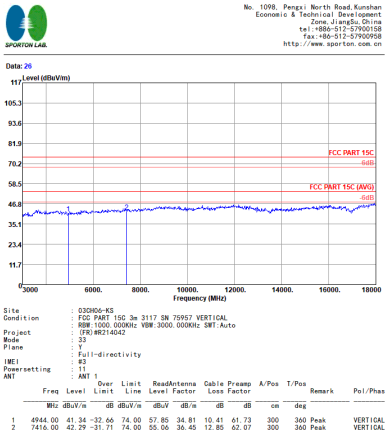

2.4GHz 2400~2483.5MHz---ANT 2

WIFI 802.11b (Band Edge @ 3m)

WIFI	2.4GHz 2400~2483.5MHz Band Edge @ 3m	
ANT	802.11b CH01 2412MHz	
2	Horizontal	Fundamental
Peak	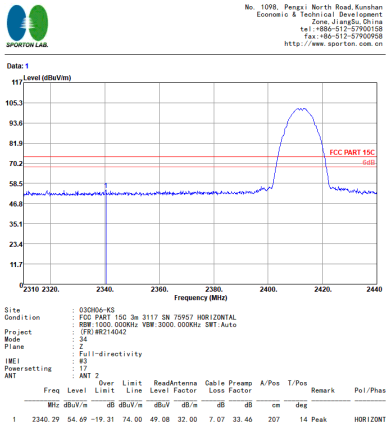	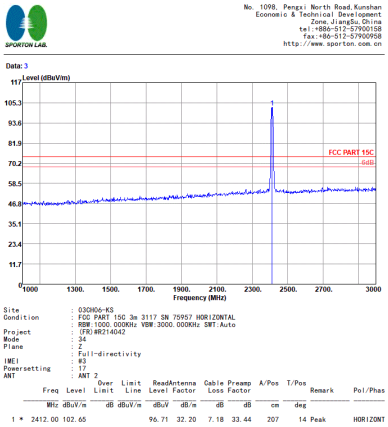
Avg.	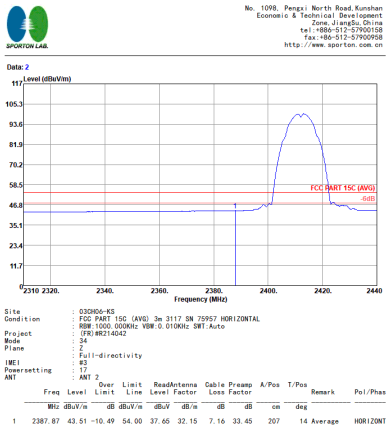	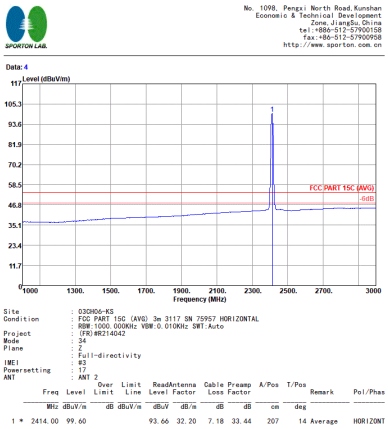

WIFI	2.4GHz 2400~2483.5MHz Band Edge @ 3m	
ANT	802.11b CH01 2412MHz	
2	Vertical	Fundamental
Peak	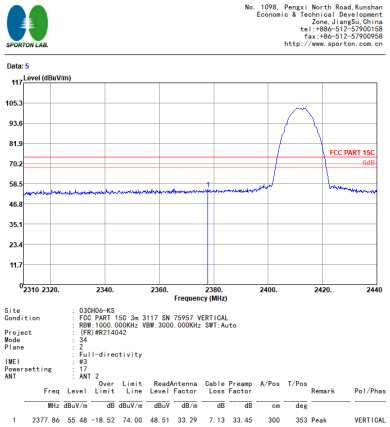	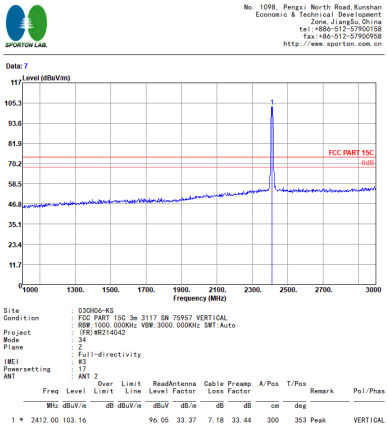
Avg.	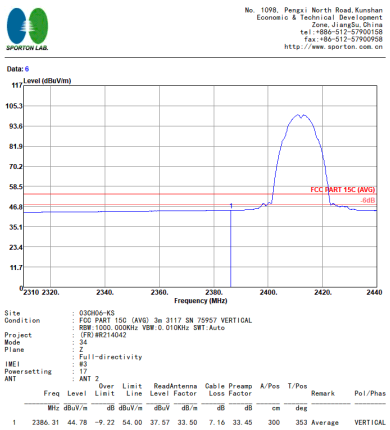	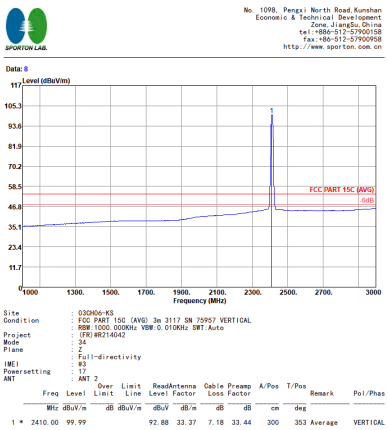

WIFI	2.4GHz 2400~2483.5MHz Band Edge @ 3m	
ANT	802.11b CH06 2437MHz - L	
2	Horizontal	Fundamental
Peak	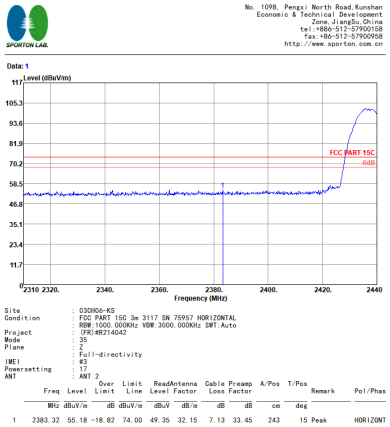	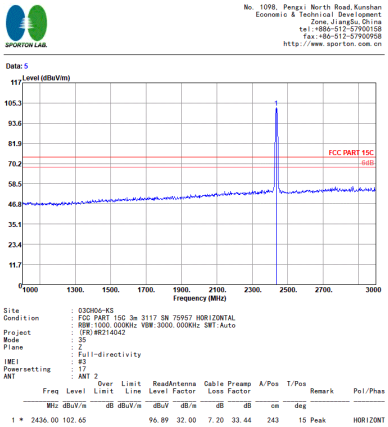
Avg.	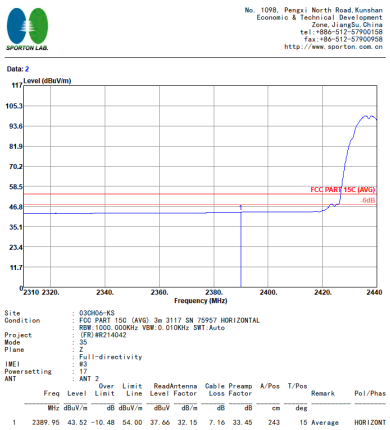	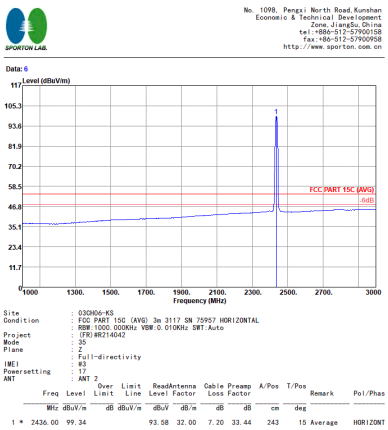

WIFI	2.4GHz 2400~2483.5MHz Band Edge @ 3m	
ANT	802.11b CH06 2437MHz - R	
2	Horizontal	Fundamental
Peak	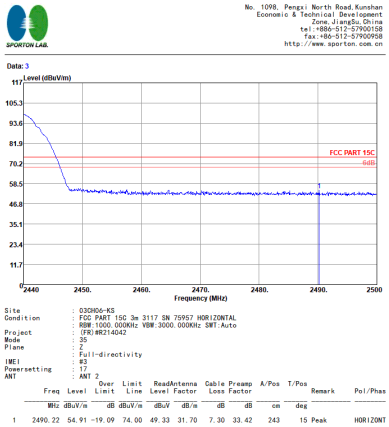	Left blank
Avg.	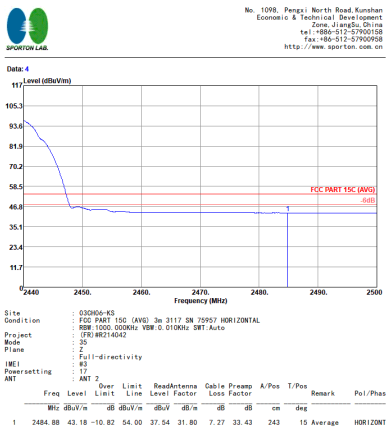	Left blank

WIFI	2.4GHz 2400~2483.5MHz Band Edge @ 3m	
ANT	802.11b CH06 2437MHz - L	
2	Vertical	Fundamental
Peak	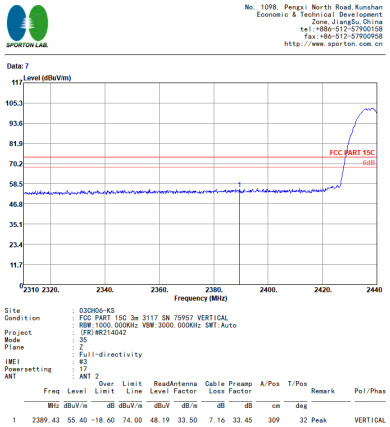	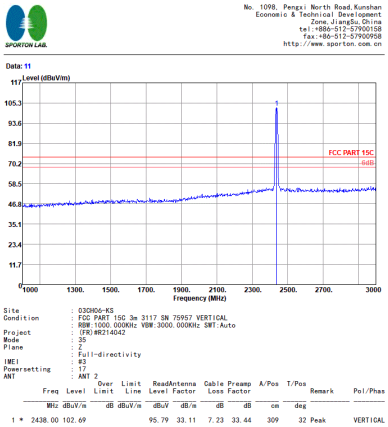
Avg.	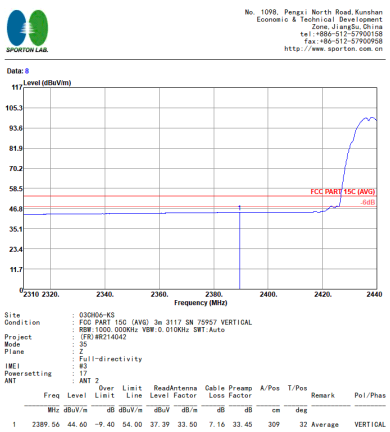	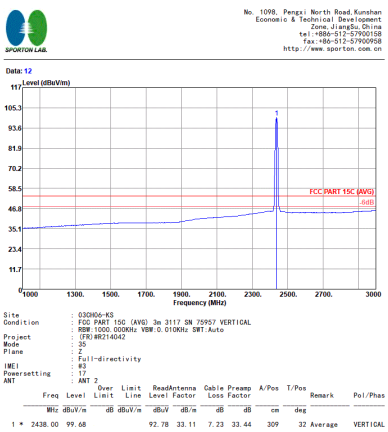

WIFI	2.4GHz 2400~2483.5MHz Band Edge @ 3m	
ANT	802.11b CH06 2437MHz - R	
2	Vertical	Fundamental
Peak	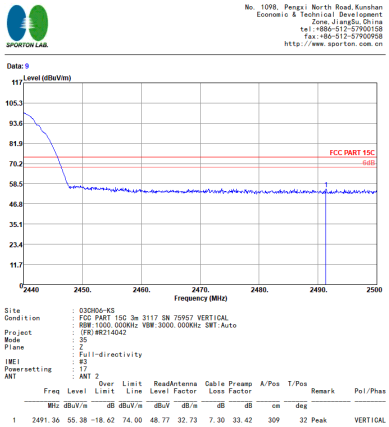	Left blank
Avg.	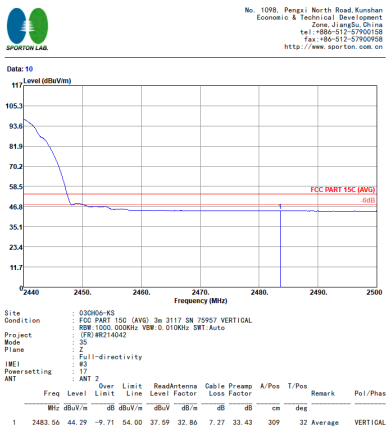	Left blank

WIFI	2.4GHz 2400~2483.5MHz Band Edge @ 3m	
ANT	802.11b CH11 2462MHz	
2	Horizontal	Fundamental
Peak	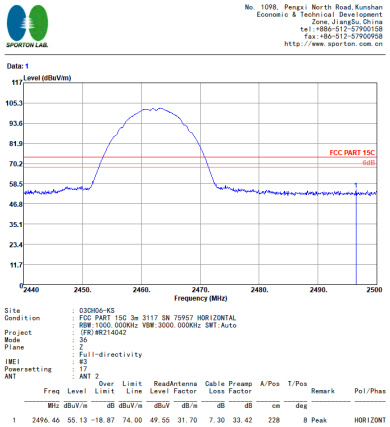	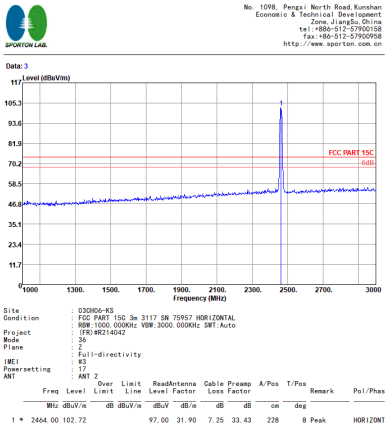
Avg.	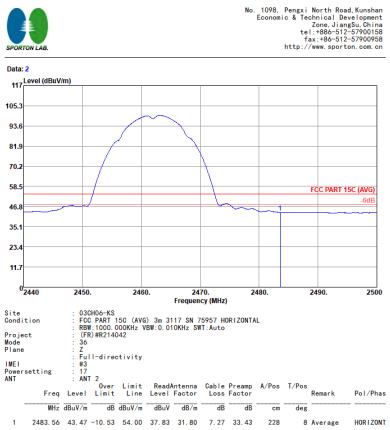	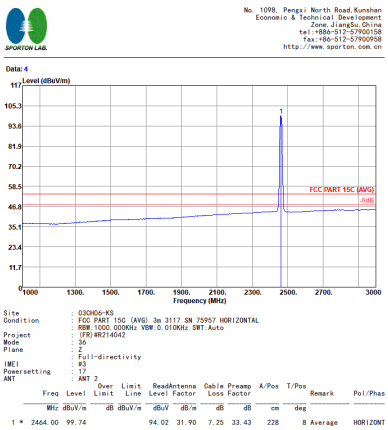

WIFI	2.4GHz 2400~2483.5MHz Band Edge @ 3m	
ANT	802.11b CH11 2462MHz	
2	Vertical	Fundamental
Peak	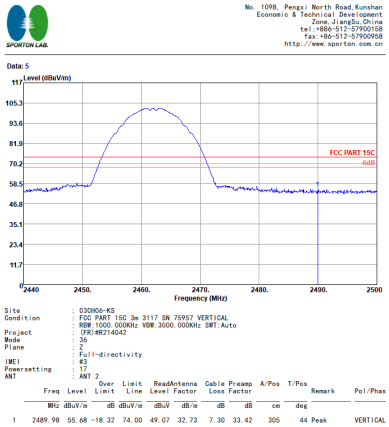	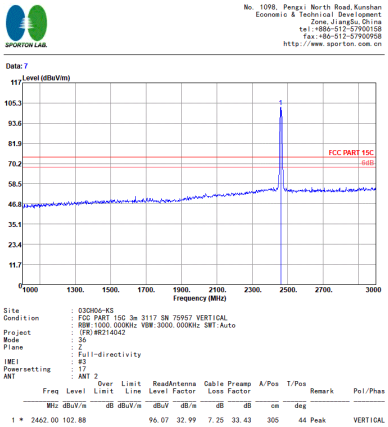
Avg.	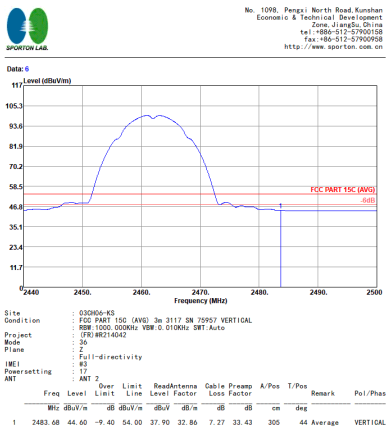	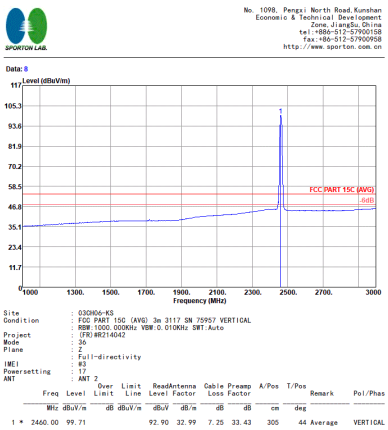

WIFI	2.4GHz 2400~2483.5MHz Band Edge @ 3m	
ANT	802.11b CH12 2467MHz	
2	Horizontal	Fundamental
Peak	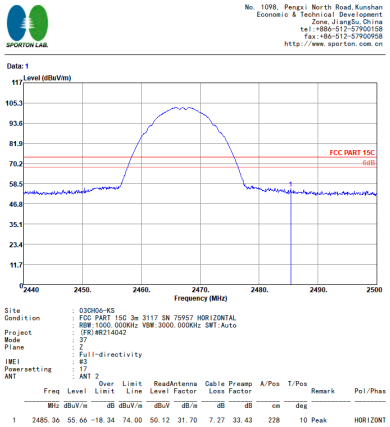	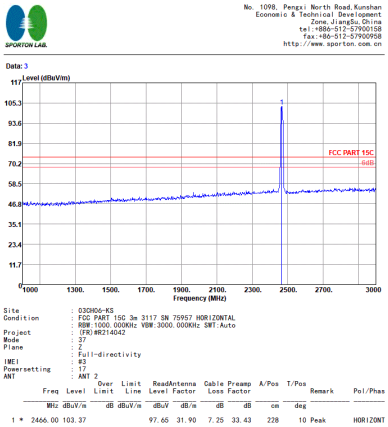
Avg.	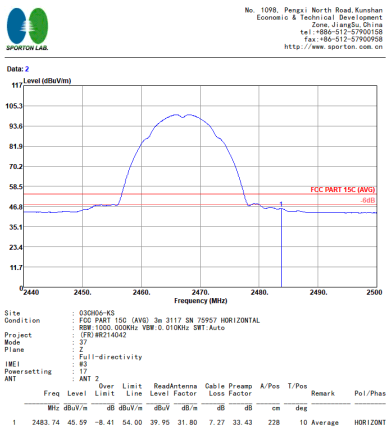	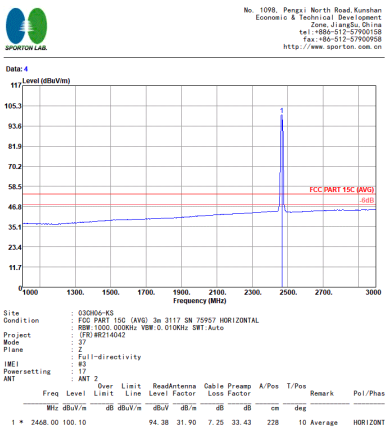

WIFI	2.4GHz 2400~2483.5MHz Band Edge @ 3m	
ANT	802.11b CH12 2467MHz	
2	Vertical	Fundamental
Peak	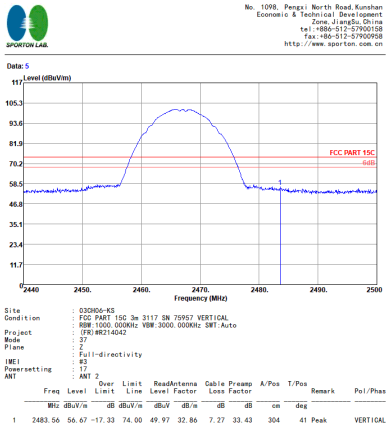	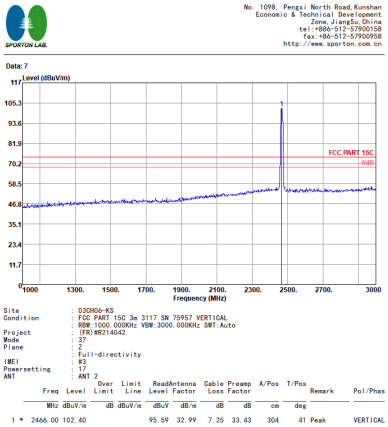
Avg.	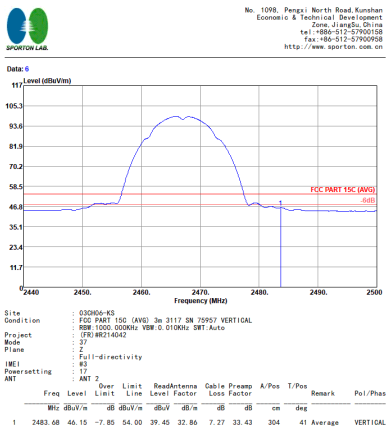	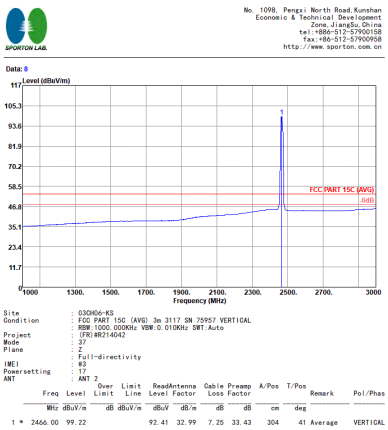

WIFI	2.4GHz 2400~2483.5MHz Band Edge @ 3m	
ANT	802.11b CH13 2472MHz	
2	Horizontal	Fundamental
Peak	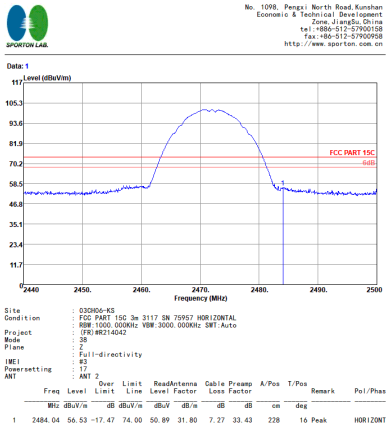	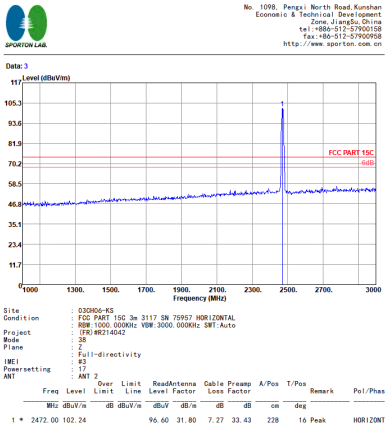
Avg.	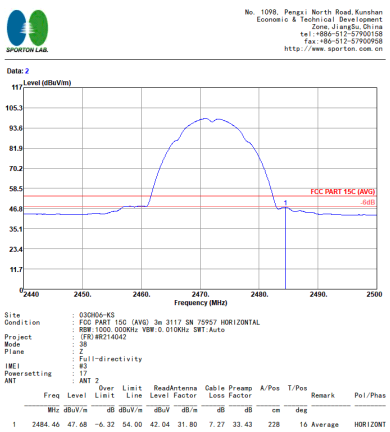	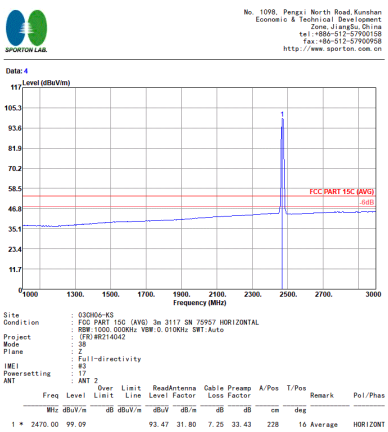

WIFI	2.4GHz 2400~2483.5MHz Band Edge @ 3m	
ANT	802.11b CH13 2472MHz	
2	Vertical	Fundamental
Peak	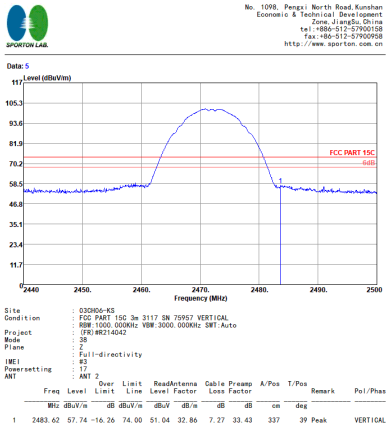	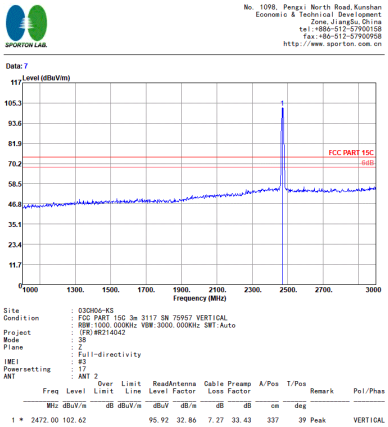
Avg.	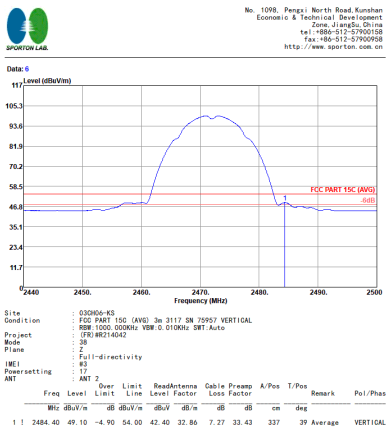	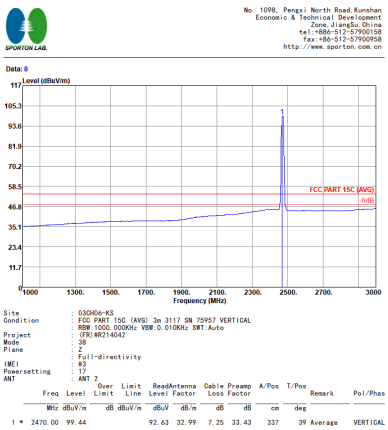

2.4GHz 2400~2483.5MHz---ANT 2

WIFI 802.11g (Band Edge @ 3m)

WIFI	2.4GHz 2400~2483.5MHz Band Edge @ 3m	
ANT	802.11g CH01 2412MHz	
2	Horizontal	Fundamental
Peak	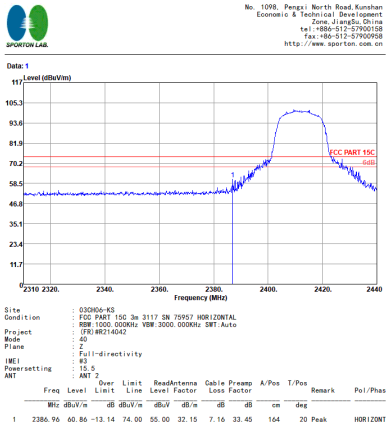	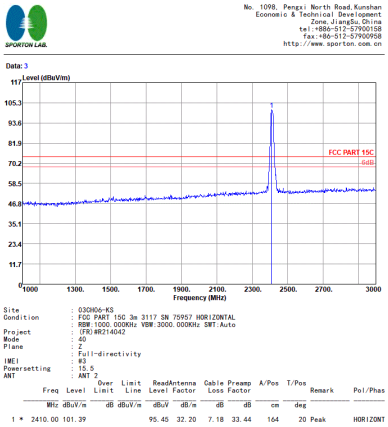
Avg.	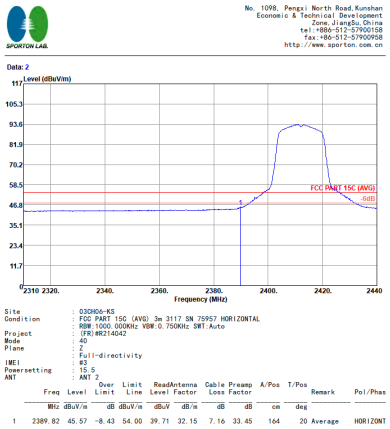	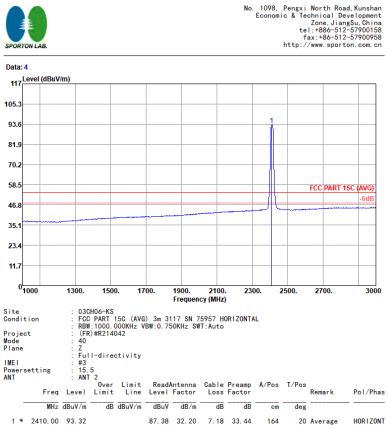

WIFI	2.4GHz 2400~2483.5MHz Band Edge @ 3m	
ANT	802.11g CH01 2412MHz	
2	Vertical	Fundamental
Peak	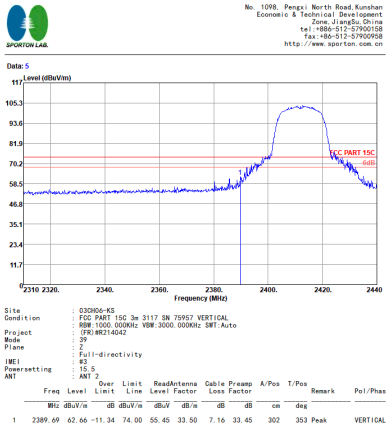	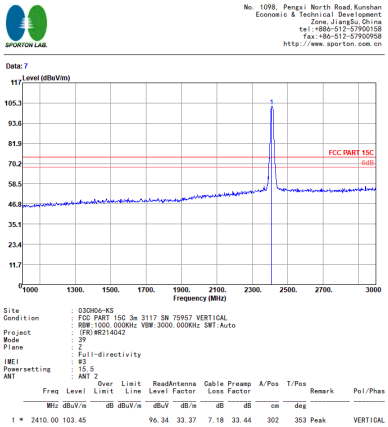
Avg.	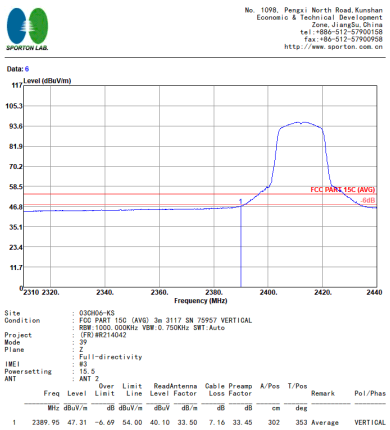	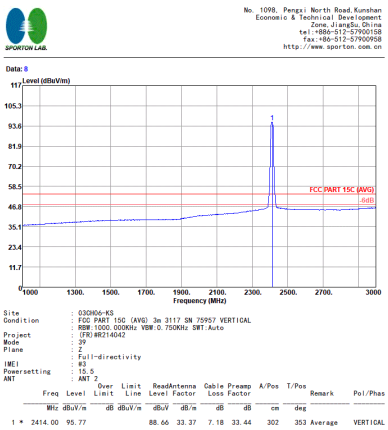

WIFI	2.4GHz 2400~2483.5MHz Band Edge @ 3m	
ANT	802.11g CH06 2437MHz - L	
2	Horizontal	Fundamental
Peak	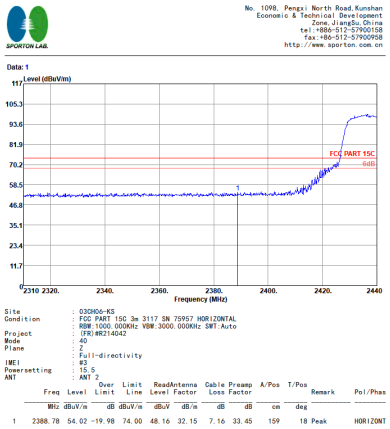	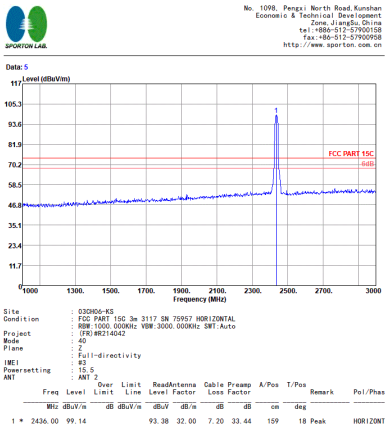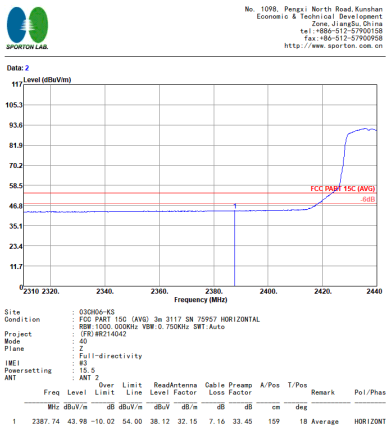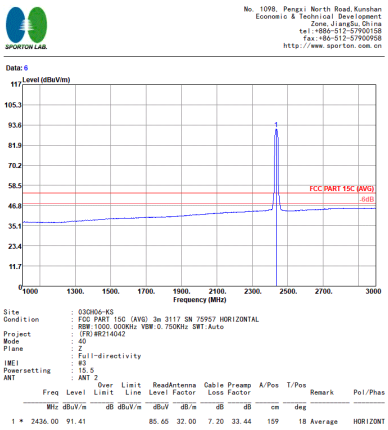
Avg.