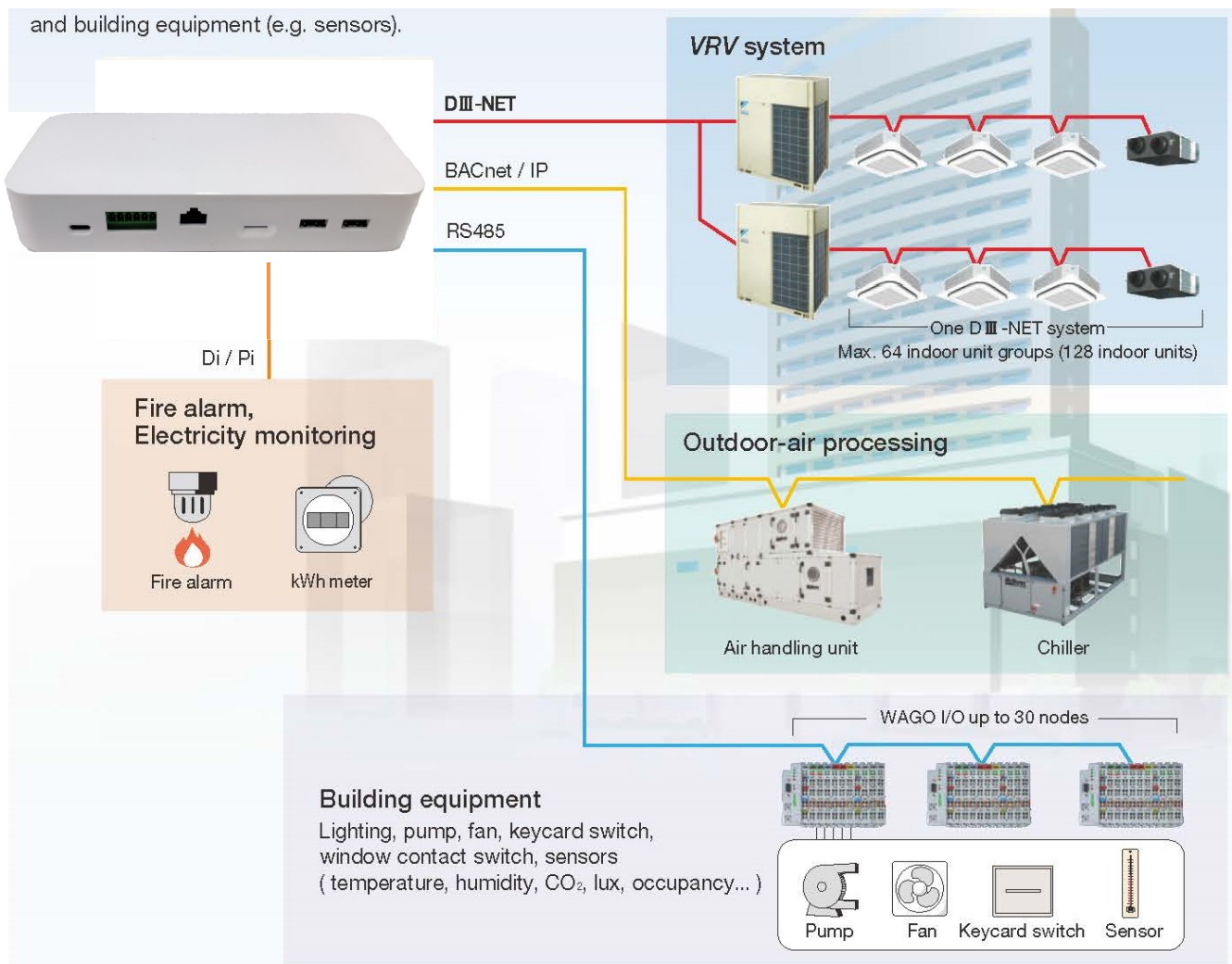


# User's Manual

**Product Name:** \_\_DHOS Reiri Solution\_\_


**Model Name:** DCPF01, DCPF05, DCPF10, DCPH01

Please refer the following information for setting up.



Product Spec.: \_DCPF01, DCPF05, DCPF10, DCPH01\_

Control, Operation, Settings
1) Login settings
2) Individual control
3) Collective starting/stopping and settings for control group
4) Schedule control
5) Interlocking control
6) Emergency stop control for fires
7) Power failure and recovery processing control
8) Centralized control of air conditioners



Parameter	Description
USB2	USB
USB1	USB
Micro SD	Micro SD Solt
LAN	Network
RS485	RS485 D1+ 、 D1- 、 D2+ 、 D2-
Type C	Power In 5V3A

CPU	Dual-Core	i.MX6 DualLITE,1GHz,MCIMX6U5DVM10AC,NXP
Memory	RAM System	Single Channel DDR3L,up to 1GB
Storage	Emmc	16GB eMMC
Input Power Range	Type C	5VDC power input, +-5% tolerance Use USB type C as power connector on rear I/O
M/B Form Factor		PCB dimension 168 x 82mm
Other Components	Battery	CR2032 coin cell,by on board socket
Interface	LAN	1 GbE speed LAN on rear I/O,by AR8033 Ethernet transceiver. CPU has limitation note on full speed throughput
	USB 2.0	2 x USB 2.0 Type A on rear I/O
	RS485	2 x RS485 on rear I/O 6 pin terminal block connector
	I2C	One I2C header for touch control
	SD Card	1 x Micro SD card on rear I/O
	M.2 2230	M.2 socket E key,support type 2230 With Wi-Fi M.2 2230 Moudule Card RTL8822CE(ENLI) on M.2 socket
	Test port	Debug UART
	USB OTG	USB2 OTG,micro USB,for service purpose
Other	Thermal sensor	One thermal sensor
	Auto power on	Auto power on
Other Jumper	Dip switch	Dip switch for system setting
OS Support	OS Support	Support Linux NXP i.MX6 Yocto 2.5
Temperature	Store	0 to 60 °C
	Operating	0 to 40 °C
Weight	Host bady	280g ± 10g
Size		(W) 192 ± 0.5mm (D) 88 ± 0.5mm (H) 34 ± 0.5mm

## **FCC Interference Statement**

This equipment has been tested and found to comply with the limits for a **Class B** digital device, pursuant to Part 15 of the FCC Rules. These limits are designed to provide reasonable protection against harmful interference in a residential installation. This equipment generates, uses and can radiate radio frequency energy and, if not installed and used in accordance with the instructions, may cause harmful interference to radio communications. However, there is no guarantee that interference will not occur in a particular installation. If this equipment does cause harmful interference to radio or television reception, which can be determined by turning the equipment off and on, the user is encouraged to try to correct the interference by one or more of the following measures:

- Reorient or relocate the receiving antenna.
- Increase the separation between the equipment and receiver.
- Connect the equipment into an outlet on a circuit different from that to which the receiver is connected.
- Consult the dealer or an experienced radio/TV technician for help.

FCC Caution: Any changes or modifications not expressly approved by the party responsible for compliance could void the user's authority to operate this equipment.

This device complies with Part 15 of the FCC Rules. Operation is subject to the following two conditions: (1) This device may not cause harmful interference, and (2) this device must accept any interference received, including interference that may cause undesired operation.

This device and its antenna(s) must not be co-located or operating in conjunction with any other antenna or transmitter.

For product available in the USA/Canada market, only channel 1~11 can be operated. Selection of other channels is not possible.

## **FCC Radiation Exposure Statement:**

This equipment complies with FCC radiation exposure limits set forth for an uncontrolled environment. This equipment should be installed and operated with minimum distance **20cm** between the radiator & your body.

## **Note, Supplier's Declaration of Conformity §2.1077(a)(3)**

Name:

Address: @USA

Telephone number or Internet contact

### **Compliance with 2014/53/EU Radio Equipment Directive (RED)**

In accordance with Article 10.8(a) and 10.8(b) of the RED, the following table provides information on the frequency bands used and the maximum RF transmit power of the product for sale in the EU:

Frequency range (MHz)	Max. Transmit Power (dBm/mW)
2400-2483.5	ODFM: 18.14dBm (65.16mW) CCK: 18.20dBm (65mW)
5150-5250	22.94dBm (196.79mW)

This equipment should be installed and operated with minimum distance **20cm** between the radiator & your body.

The device is restricted to indoor use only when operating in the 5150 to 5350 MHz frequency range in the following countries

	AT	BE	BG	HR	CY	CZ	DK
	EE	FI	FR	DE	EL	HU	IE
	IT	LV	LT	LU	MT	NL	PL
	PT	RO	SK	SI	ES	SE	UK




## EU Declaration of Conformity

We,

**Name of Manufacturer:** Daikin Holdings Singapore Pte. Ltd.  
**Address:** 10 Ang Mo Kio Ind Park 2, Singapore 569501  
**Telephone number:** +65-6349-7117

hereby, declare under our sole responsibility that the requirements set out in the **Directive 2014/53/EU** has been fully fulfilled on our product with indication below:

**Product Name:** DHOS Reiri Solution  
**Model Number:** DCPF01, DCPF05, DCPF10, DCPH01  
**Object of the Declaration:**



The object of the declaration described above is in conformity with the relevant Union harmonization legislation:

Radio Equipment Directive (RED) 2014/53/EU

Restriction of Hazardous Substances Directive (RoHS) 2011/65/EU

Waste Electrical and Electronic Equipment Directive (WEEE) 2012/19/EU

The following standards and technical specifications have been applied:

**Article 3.2 & 3.3 : EN 300 328 V2.2.2 / EN 301 893 V2.1.1**

**Article 3.1(b) : ETSI EN 301 489-1 V2.1.1 / ETSI EN 301 489-17 V3.1.1**

**EN 55032:2015/A11:2020 / EN 55035:2017 / EN 61000-3-2:2014 / EN 61000-3-3:2013**

**Article 3.1(a) : EN 62311:2018 / EN 50665:2017**

**Article 3.1(a) : EN 62368-1:2014+A11:2017 / BS EN 62368-1:2014+A11:2017**

Notified Body: Timco Engineering, Inc. 1177

EU-type examination certificate: with Module B+C

Additional Information:

Hardware Version: \_\_\_\_\_; Software Version: \_\_\_\_\_; Accessories or Components: AC Adapter, USB Cable

Signed for and on behalf of:

Signature

:

June 9, 2021, Singapore

Name and Job Title : William Ch'ng, Manager, Product Planning

E-mail : william.chng@daikin.com.sg