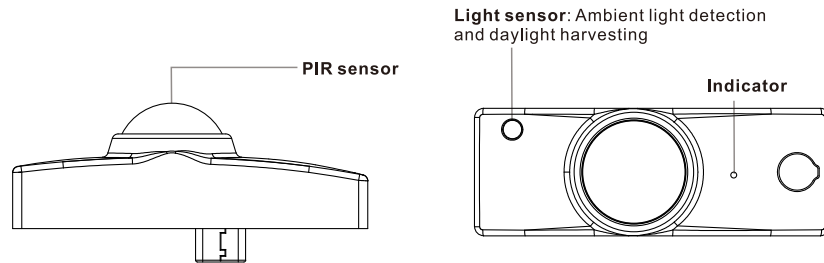


0-10V Sub-G Fixture-Integrated PIR Sensor Controller



Important: Read All Instructions Prior to Installation

Function introduction



Product Data

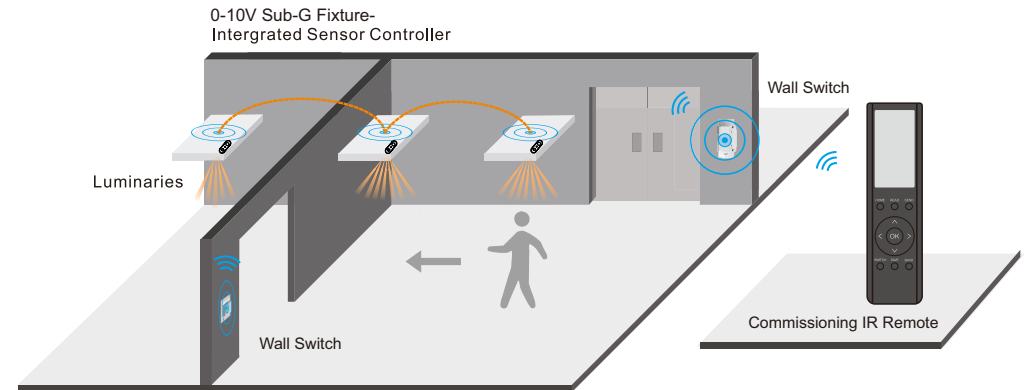
| Input | | Output, 0/1-10V | Control | | Environment | | Others |
|----------|-------------------|--------------------|------------------|-------------------|--------------------------|----------------------|----------------|
| Power | Signal | Current | Dimming Curve | Dimming Method | Operating temperature | Relative humidity | Size |
| 12-24VDC | Sub-G 916.5MHz | Max. 25mA | Logarithmic | PWM | 0°C~+45°C | 8% to 80% | See dimensions |

- RF (Sub-G) to 0-10V signal PIR sensor controller, 916.5MHz frequency
- Built-in 25mA 0-10V signal output
- Luminaire level light control
- Supports link function, repeater function
- All 0-10V luminaires connected to the 0-10V signal are broadcast controlled by the sensor
- Can be controlled by RF wall switch
- In typical indoor environment, the typical range for wireless communication is 20m to 25m . Actual range is dependent on field installation.
- Standby power consumption less than 0.5W,meet latest ERP regulation
- On-board antenna
- Waterproof grade: IP20
- 5 years warranty

Operation

- Do wiring according to connection diagram
- Configure the sensor parameters and pair the sensor with wall switch using the IR remote
- The sensor can control the connected 0-10V luminaires
- The wall switch can control the 0-10V luminaires connected to the controller

Application



Specifications

ENERGY SAVINGS

- Low/High-end trimming
- Daylight harvesting
- Occupancy/Vacancy detection
- Auto and advanced demand response programs
- Synchronization control of the sensors in the same zone
- Energy monitoring

COMFORT & CONVENIENCE

- Advanced occupancy detections
- Light-level stability
- Configurable dim-and-linger occupancy
- Personalized setting profile
- Can be controlled by the RF wall switch

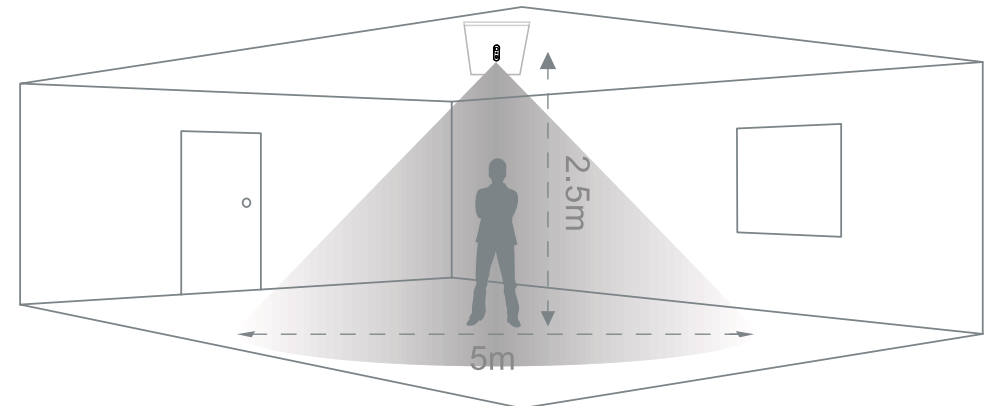
SENSING

- Testing Data:
Mounting height: 2-6m
- Detection area diameter: 4-5m@2.5m height

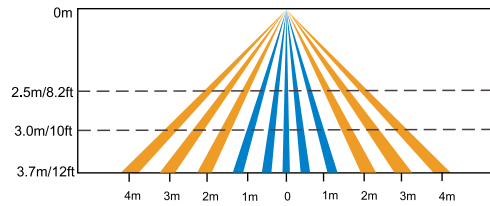
ENVIRONMENT AND APPROBATION

- Operating temperature: 0°C to 45°C
- Agency approvals: CE/UL listed/ FCC/ IC...
- Warranty: 5 years

Detection Pattern



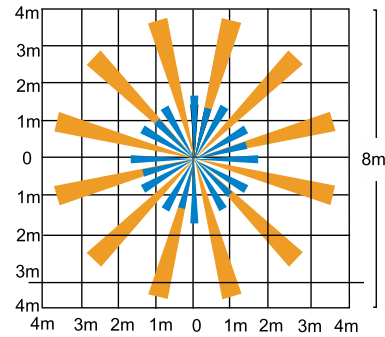
Coverage Side View



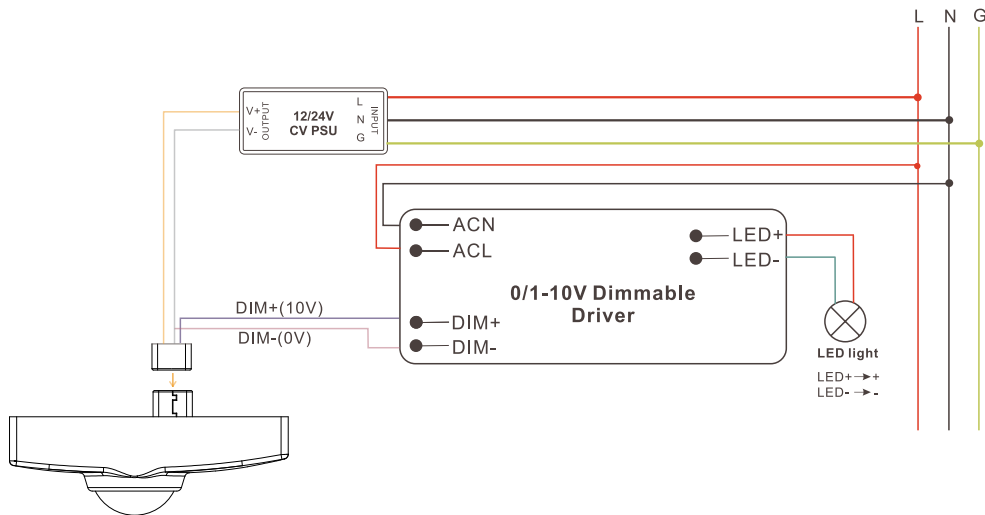
The detection area for movement sensor can be roughly divided into two parts:

- Slow movement (person moving $< 1.0'/s$ or $0.3m/s$)
- Quick movement (person moving $> 1.3'/s$ or $0.4m/s$)

Coverage Top View



Wiring diagram



FCC Statement

This equipment has been tested and found to comply with the limits for a Class B digital device, pursuant to Part 15 of the FCC Rules. These limits are designed to provide reasonable protection against harmful interference in a residential installation. This equipment generates uses and can radiate radio frequency energy and, if not installed and used in accordance with the instructions, may cause harmful interference to radio communications. However, there is no guarantee that interference will not occur in a particular installation. If this equipment does cause harmful interference to radio or television reception, which can be determined by turning the equipment off and on, the user is encouraged to try to correct the interference by one or more of the following measures:

- Reorient or relocate the receiving antenna.
- Increase the separation between the equipment and receiver.
- Connect the equipment into an outlet on a circuit different from that to which the receiver is connected.
- Consult the dealer or an experienced radio/TV technician for help.

This device complies with part 15 of the FCC Rules. Operation is subject to the following two conditions:

- (1) This device may not cause harmful interference, and
- (2) this device must accept any interference received, including interference that may cause undesired operation.

Changes or modifications not expressly approved by the party responsible for compliance could void the user's authority to operate the equipment.

The distance between user and products should be no less than 20cm