

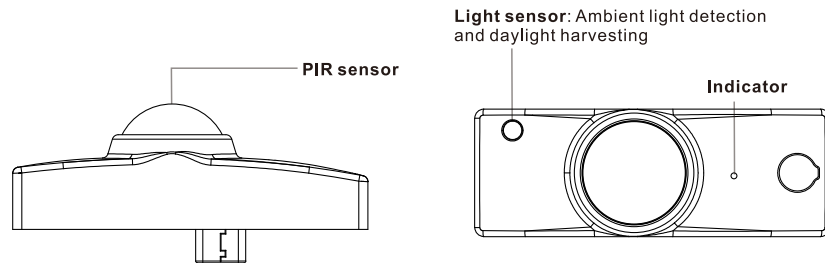
# 0-10V BLE Fixture-Integrated PIR Sensor Controller



Technology Partner **SILVAIR**

**Important:** Read All Instructions Prior to Installation

## Function introduction



## Product Data

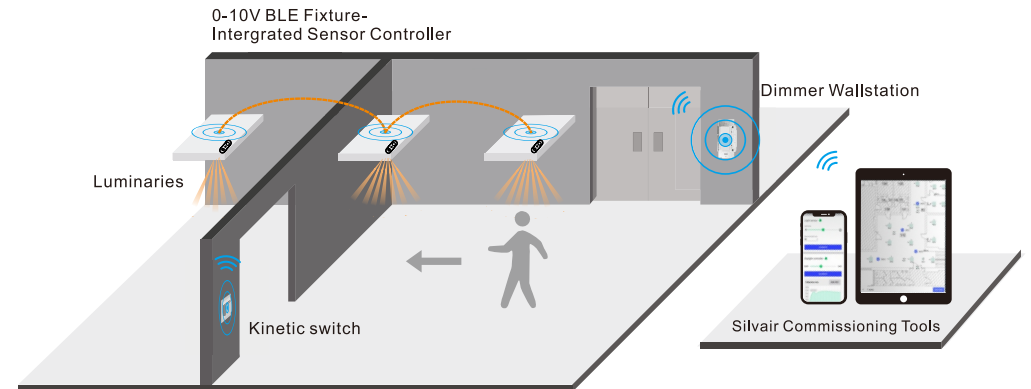
Input		Output, 0/1-10V	Control		Environment		Others
Power	Signal	Current	Dimming Curve	Dimming Method	Operating temperature	Relative humidity	Size
12-24VDC	Bluetooth	Max. 25mA	Logarithmic	PWM	0°C~+45°C	8% to 80%	See dimensions

- Bluetooth to 0-10V signal MW sensor controller, Bluetooth® mesh network
- Built-in 25mA 0-10V signal output
- Mesh network, which has a much longer control distance, transmits received signals to neighboring devices
- All devices on 0-10V line are broadcast controlled by mobile application
- Supporting our kinetic energy switches and EnOcean switches EWSSB and EWSDB
- In typical indoor environment, the typical range for wireless communication is 20m to 25m . Actual range is dependent on field installation.
- Standby power consumption less than 0.5W, meet latest ERP regulation
- Available with Magnetic reset (Touch the top part of sensor for 5 seconds) and manual reset
- On-board antenna
- Waterproof grade: IP20
- 5 years warranty

## Operation

- Do wiring according to connection diagram
- Kindly refer to **Silvair commissioning User Manual** for further pairing
- Press and hold down the “Reset” button on the controller over 5 seconds until the indicator flashes , which means it has been reset.
- Available with Magnetic reset (Touch the top part of sensor for 5 seconds)

## Application



## Specifications

### ENERGY SAVINGS

- Low/High-end trimming
- Daylight harvesting
- Occupancy/Vacancy detection
- Auto and advanced demand response programs
- Time-of-Day dimming schedule
- Energy monitoring

### COMFORT & CONVENIENCE

- Advanced occupancy detections
- Light-level stability
- Configurable dim-and-linger occupancy
- Personalized setting profile
- Work with kinetic switch keypad and dimmer wallstation
- Multi-scenes control

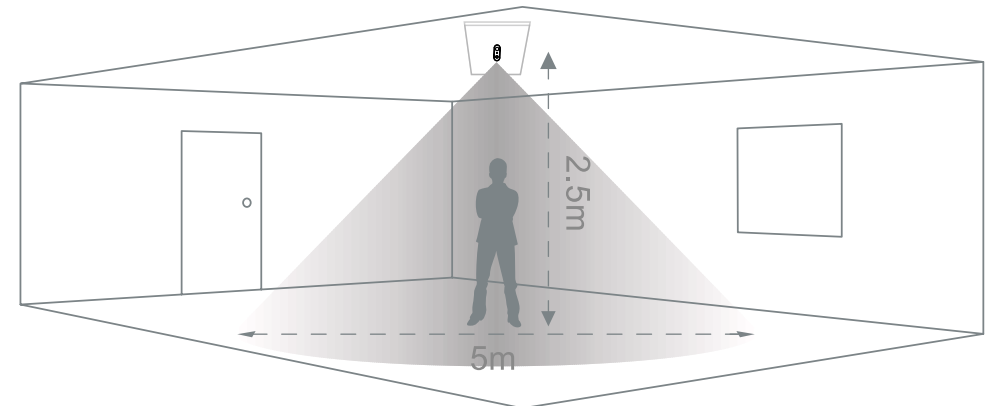
### SENSING

- Testing Data:  
Mounting height: 2-6m
- Detection area diameter: 4-5m@2.5m height

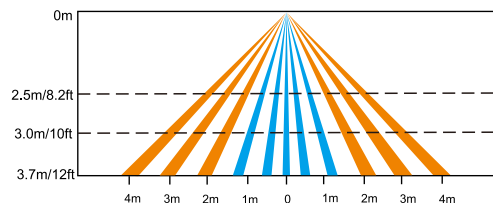
### ENVIRONMENT AND APPROBATION

- Operating temperature: 0°C to 45°C
- Agency approvals: CE/UL listed/ FCC/ IC...
- Warranty: 5 years

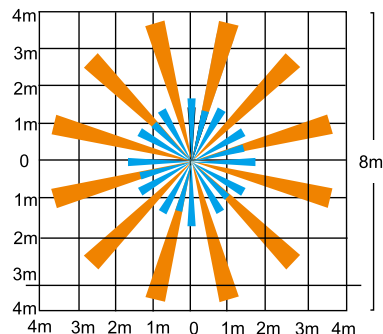
## Detection Pattern



**Coverage Side View**



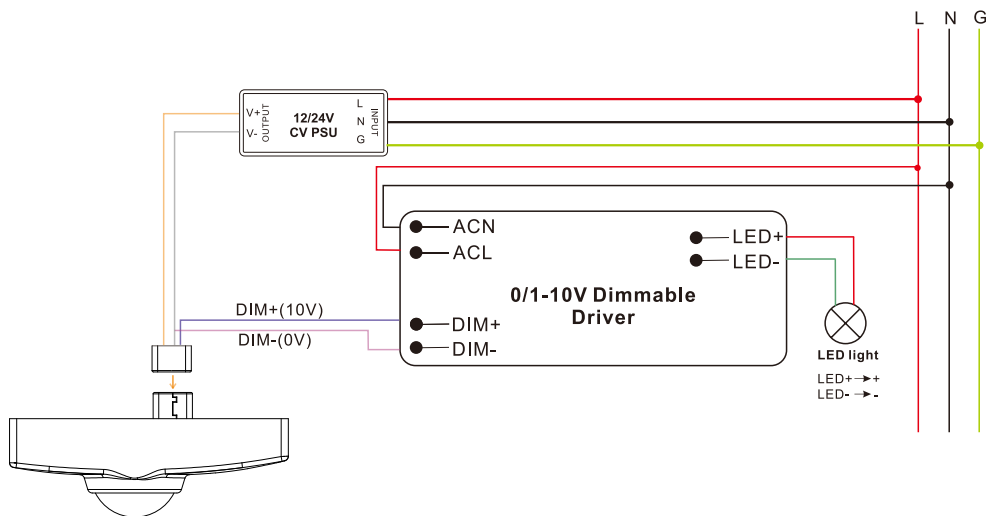
**Coverage Top View**



The detection area for movement sensor can be roughly divided into two parts:

- Slow movement (person moving < 1.0'/s or 0.3m/s)
- Quick movement (person moving > 1.3'/s or 0.4m/s)

## Wiring diagram



## FCC Statement

This equipment has been tested and found to comply with the limits for a Class B digital device, pursuant to Part 15 of the FCC Rules. These limits are designed to provide reasonable protection against harmful interference in a residential installation. This equipment generates uses and can radiate radio frequency energy and, if not installed and used in accordance with the instructions, may cause harmful interference to radio communications. However, there is no guarantee that interference will not occur in a particular installation. If this equipment does cause harmful interference to radio or television reception, which can be determined by turning the equipment off and on, the user is encouraged to try to correct the interference by one or more of the following measures:

- Reorient or relocate the receiving antenna.
- Increase the separation between the equipment and receiver.
- Connect the equipment into an outlet on a circuit different from that to which the receiver is connected.
- Consult the dealer or an experienced radio/TV technician for help.

This device complies with part 15 of the FCC Rules. Operation is subject to the following two conditions:

- (1) This device may not cause harmful interference, and (2) this device must accept any interference received, including interference that may cause undesired operation.

Changes or modifications not expressly approved by the party responsible for compliance could void the user's authority to operate the equipment.

## IC STATEMENT

This device complies with Industry Canada's licence-exempt RSSs. Operation is subject to the following two conditions:

- (1) This device may not cause interference; and
- (2) This device must accept any interference, including interference that may cause undesired operation of the device.

Le présent appareil est conforme aux CNR d'Industrie Canada applicables aux appareils radio exempts de licence. L'exploitation est autorisée aux deux conditions suivantes :

- (1) l'appareil ne doit pas produire de brouillage, et
- (2) l'utilisateur de l'appareil doit accepter tout brouillage radioélectrique subi, même si le brouillage est susceptible d'en compromettre le fonctionnement.