

Annex A. Photographs

A.1 Setup Photo

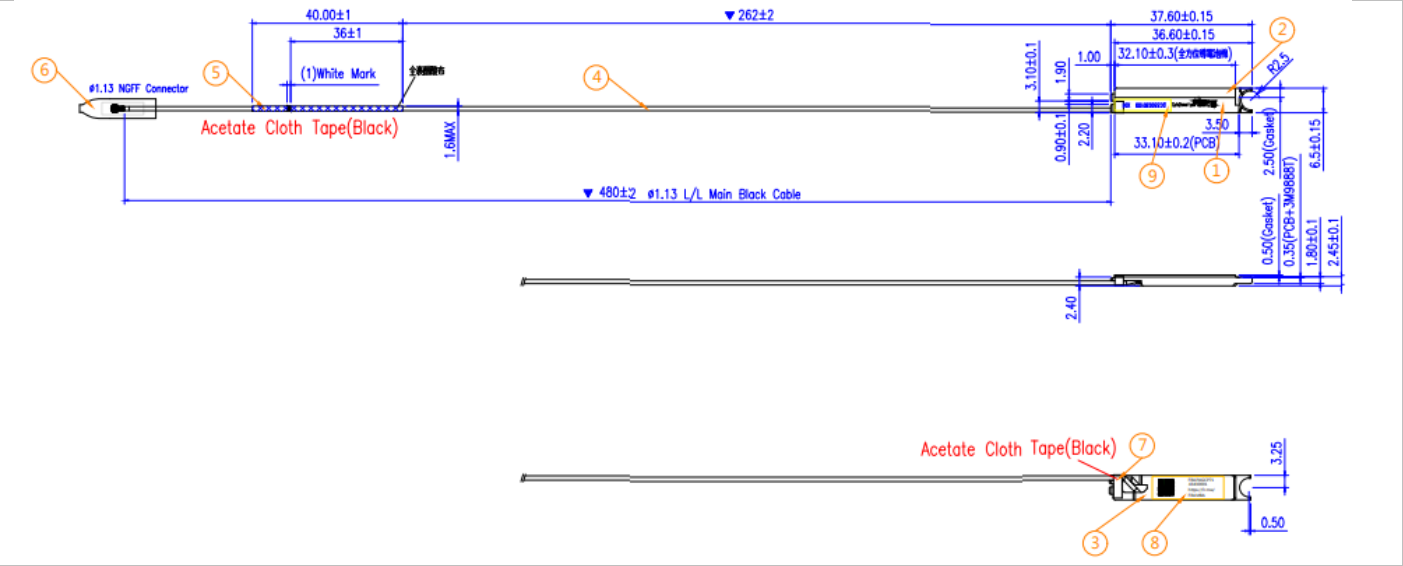
<insert test diagram here for test site utilized>



A.2 Test sample

Main Antenna

Antenna Drawing



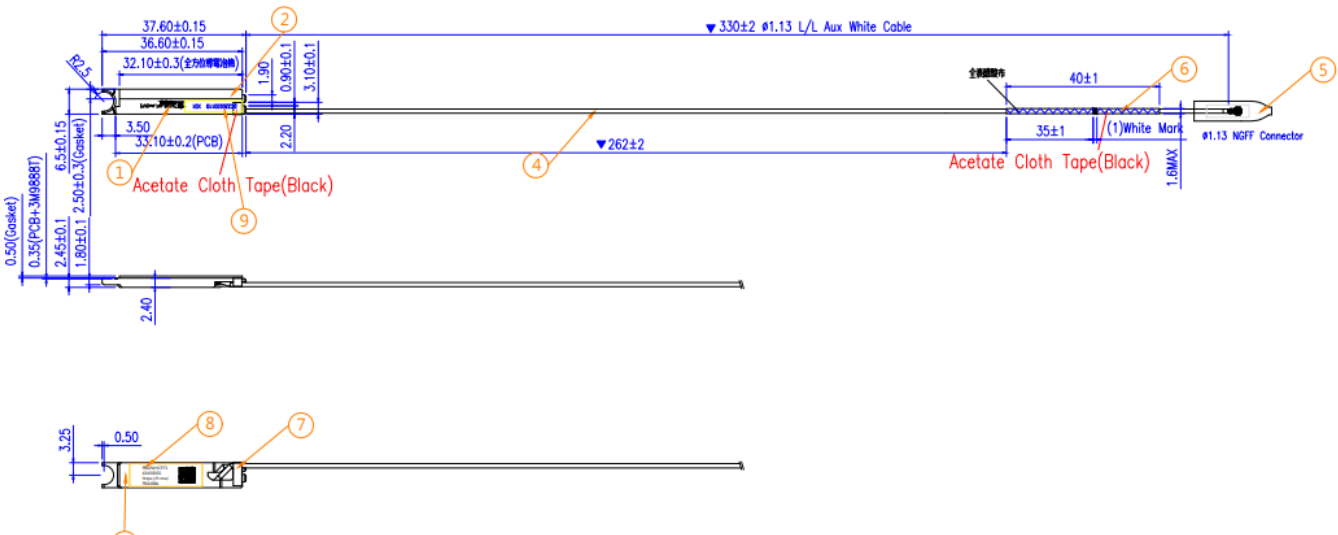
Antenna Photo

Front	Back
<p>Front view of the antenna showing the connector and the tape. A ruler is placed above the antenna for scale.</p>	<p>Back view of the antenna showing the tape and the connector. A ruler is placed above the antenna for scale.</p>

Note: antenna photo should include L type ruler


Aux Antenna

Antenna Drawing




Antenna Photo

Front



Back



Note: antenna photo should include L type ruler

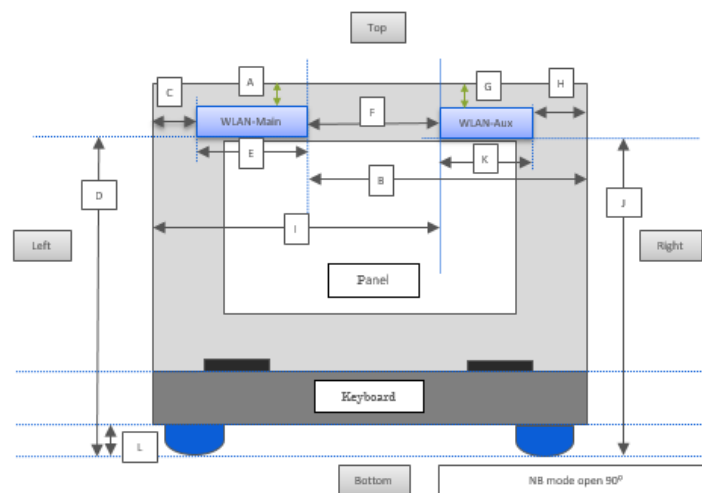
Annex B. Antenna Location

B.1 Antenna Host Platform Location Information

Include a dimensioned photo(s) or dimensioned drawing(s) of Main and Aux antenna placements (measurements are not required for receive-only antenna).

Any antenna that transmits must show dimensions to bottom of laptop. Provide a description of the materials that are used for supporting or surrounding transmit antennas; for example, non-conductive plastics vs. conductive coated plastic or metallic materials.

Antennas on the keyboard section



Minimum Separation Distance			
Item	Antenna	Position	Distance (mm)
A	WLAN-Main	to Top	3.38
B	WLAN-Main	to Right	233.7
C	WLAN-Main	to Left	15.7
D	WLAN-Main	to Bottom	214.55
E	WLAN-Main	Main Antenna Length	37.6
F	Main-Aux	Main to Aux	180.4
G	WLAN-Aux	to Top	3.38
H	WLAN-Aux	to Right	15.7
I	WLAN-Aux	to Left	233.7
J	WLAN-Aux	to Bottom	214.55
K	WLAN-Aux	Aux Antenna Length	37.6
L	NB	Bumper thickness	2.2

B.2 Antenna dimensional information for SAR evaluation

Include a dimensioned photo(s) or dimensioned drawing(s) showing the distance (mm) between the transmit antennas and the user. For notebook/laptop hosts show lapheld position (example below). For tablet hosts show all orientations including lapheld, primary & secondary portrait, primary & secondary landscape positions. Include a description of any proximity sensors or power throttling implementations that limit or exclude use of any host orientation.

Antennas on the panel section

