



## CAUTION:

This equipment generates, uses and can radiate radio frequency energy and, if not installed and used in accordance with the instructions, may cause harmful interference to radio communications. However, there is no guarantee that interference will not occur in a particular installation. If this equipment does cause harmful interference to radio or television reception, which can be determined by turning the equipment off and on, the user is encouraged to try to correct the interference by one or more of the following measures:

- Reorient or relocate the receiving antenna.
- Increase the separation between the equipment and receiver.
- Connect the equipment into an outlet on a circuit different from that to which the receiver is connected.
- Consult the dealer or an experienced radio/TV technician for help.

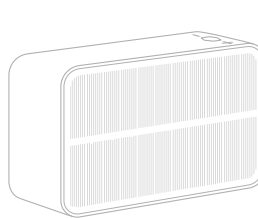
The device has been evaluated to meet general RF exposure requirement.

To maintain compliance with FCC's RF exposure guidelines, this equipment should be installed and operated with a minimum distance of 20cm between the radiator and your body.

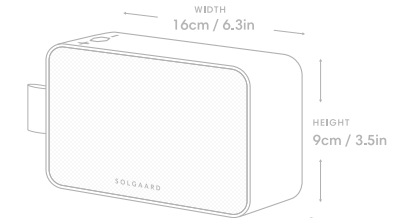
## Package Contents

1x Solar Boombox

1x USB to USB-C Cable



SOLAR SIDE



SPEAKER SIDE

WIDTH  
16cm / 6.3in

HEIGHT  
9cm / 3.5in

DEPTH  
5cm / 2in

## TROUBLESHOOTING CONNECTION ISSUES

If you are having trouble connecting, it's possible your friend has already connected. If this is the case, turn bluetooth off on your friend's phone, and turn bluetooth on with the desired device. Go to your Bluetooth settings and reconnect to the device.

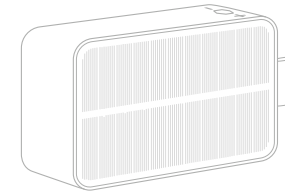
If it's still not connecting, try resetting the boombox by holding the power button down for two seconds, and then again turning it back on.

For more info, visit [www.Solgaard.co/manuals](http://www.Solgaard.co/manuals) or email [help@solgaard.co](mailto:help@solgaard.co) for a response within 24-48hrs.

# SOLGAARD

## Solar Boombox

USER MANUAL 4.0 (2021)



Solar Power, Bluetooth Speakers, and Powerbank unit



## FCC Statement:

Changes or modifications not expressly approved by the party responsible for compliance could void the user's authority to operate the equipment.

This equipment has been tested and found to comply with the limits for a Class B digital device, pursuant to Part 15 of the FCC Rules. These limits are designed to provide reasonable protection against harmful interference in a residential installation. This equipment generates uses and can radiate radio frequency energy and, if not installed and used in accordance with the instructions, may cause harmful interference to radio communications. However, there is no guarantee that interference will not occur in a particular installation. If this equipment does cause harmful interference to radio or television reception, which can be determined by turning the equipment off and on, the user is encouraged to try to correct the interference by one or more of the following measures:

- Reorient or relocate the receiving antenna.
- Increase the separation between the equipment and receiver.
- Connect the equipment into an outlet on a circuit different from that to which the receiver is connected.
- Consult the dealer or an experienced radio/TV technician for help

This device complies with part 15 of the FCC rules. Operation is subject to the following two conditions (1) this device may not cause harmful interference, and (2) this device must accept any interference received, including interference that may cause undesired operation.