11B_Ant6_2462_30~1000

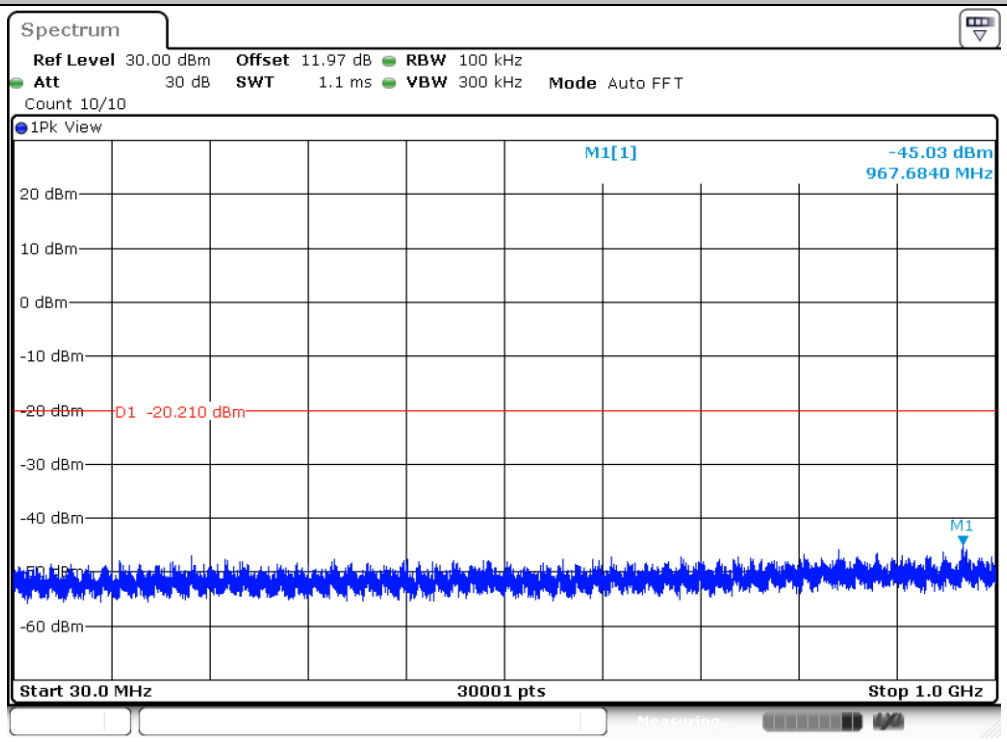

Date: 1.JAN.2025 04:29:01

11B_Ant6_2462_1000~26500

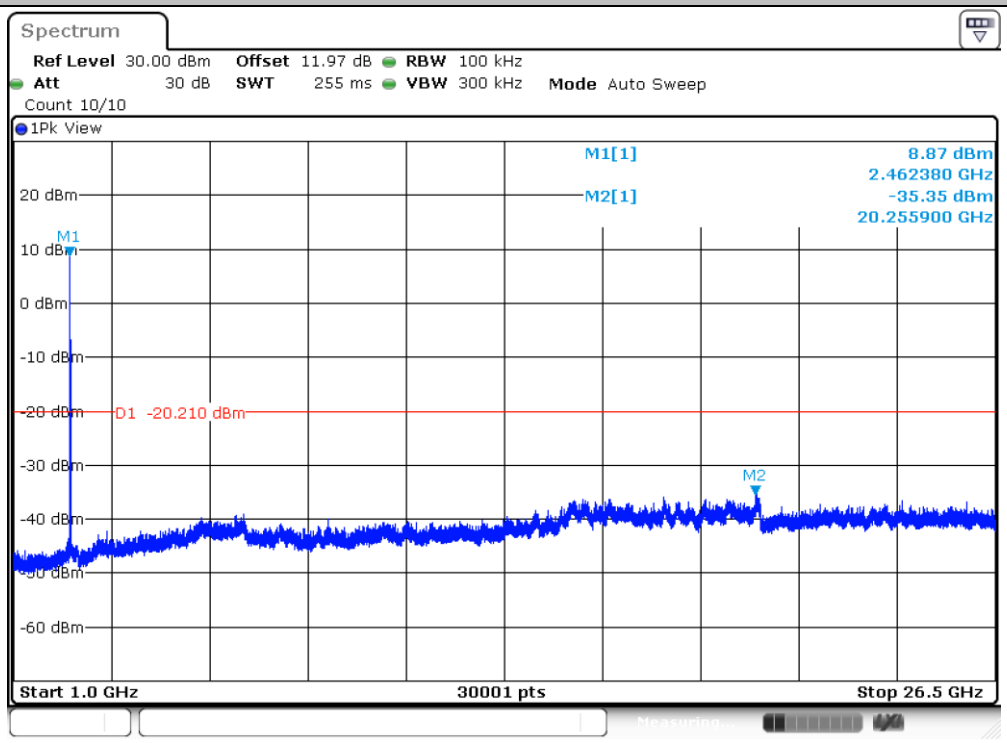

Date: 1.JAN.2025 04:33:15

11G_Ant6_2412_30~1000

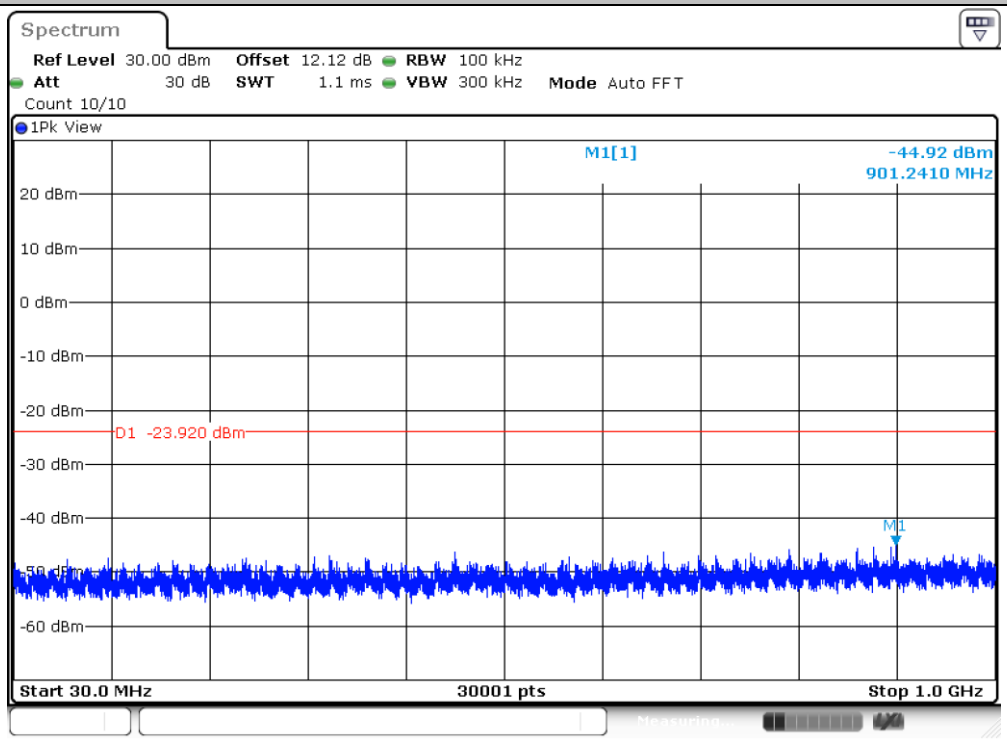

Date: 1.JAN.2025 04:41:35

11G_Ant6_2412_1000~26500

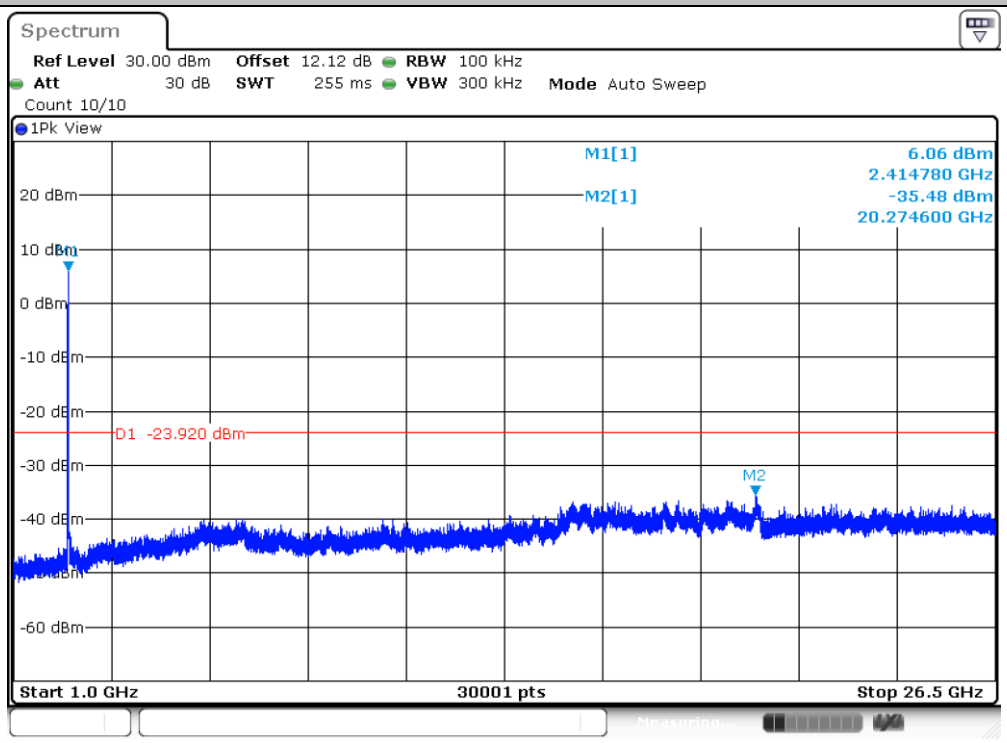

Date: 1.JAN.2025 04:42:28

11G_Ant6_2437_30~1000

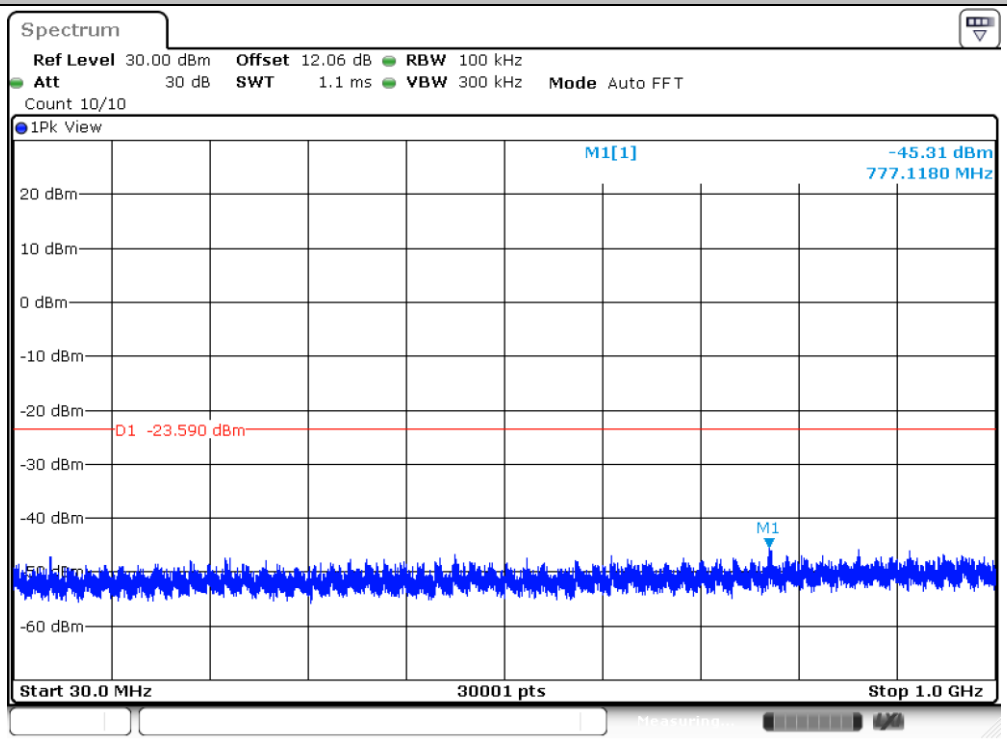

Date: 1.JAN.2025 04:43:24

11G_Ant6_2437_1000~26500

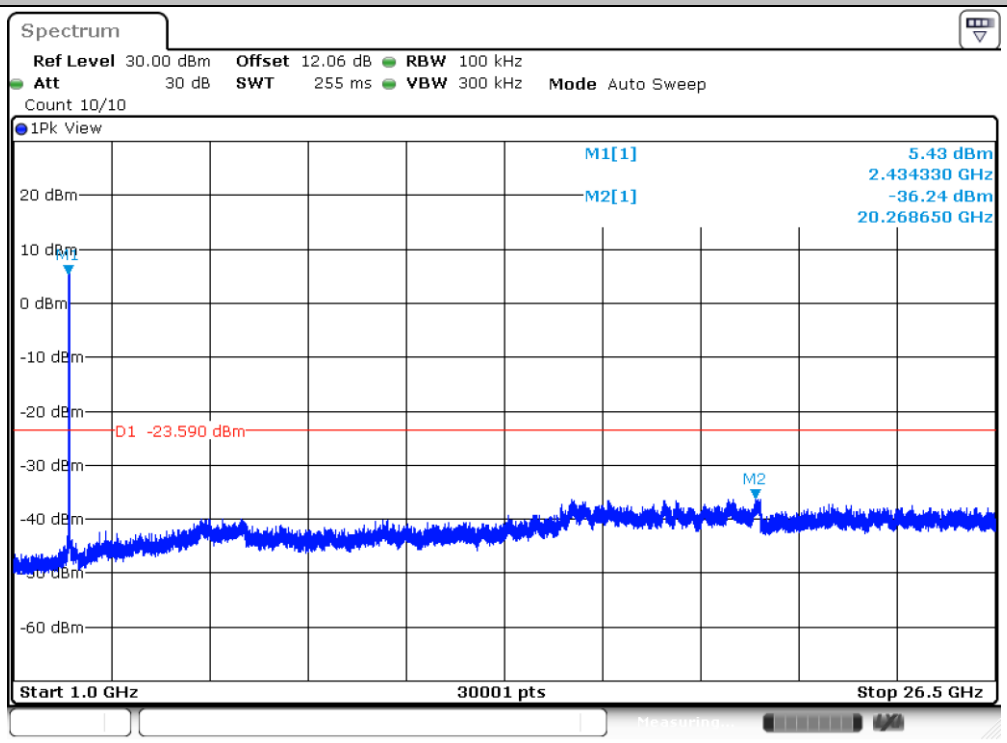

Date: 1.JAN.2025 04:45:52

11G_Ant6_2462_30~1000

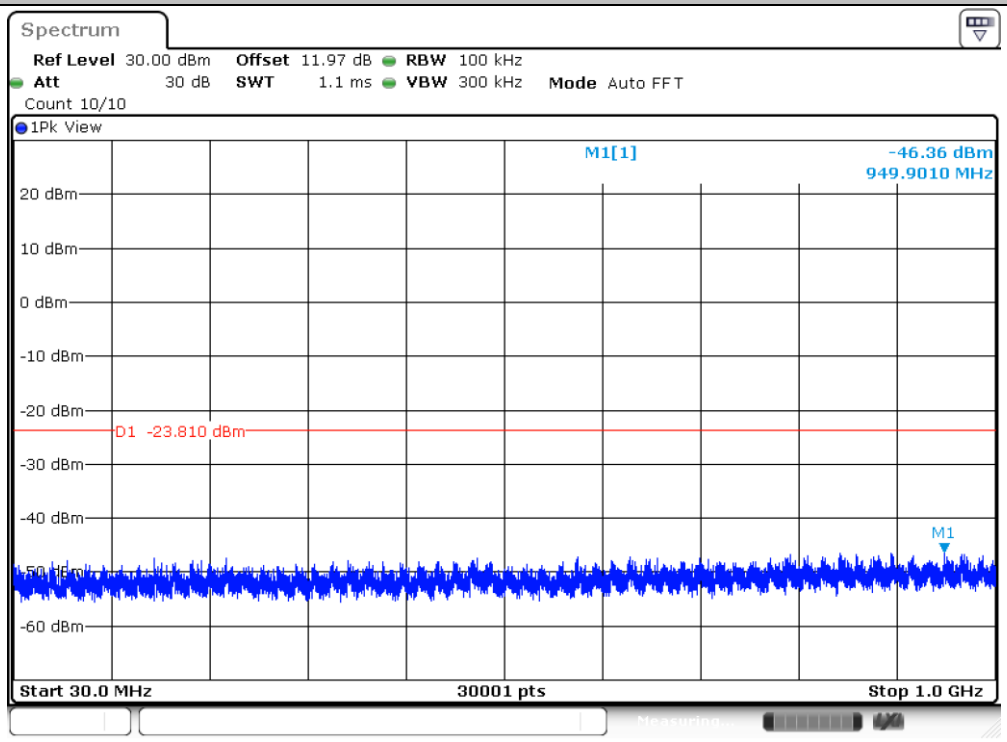

Date: 1.JAN.2025 04:47:07

11G_Ant6_2462_1000~26500

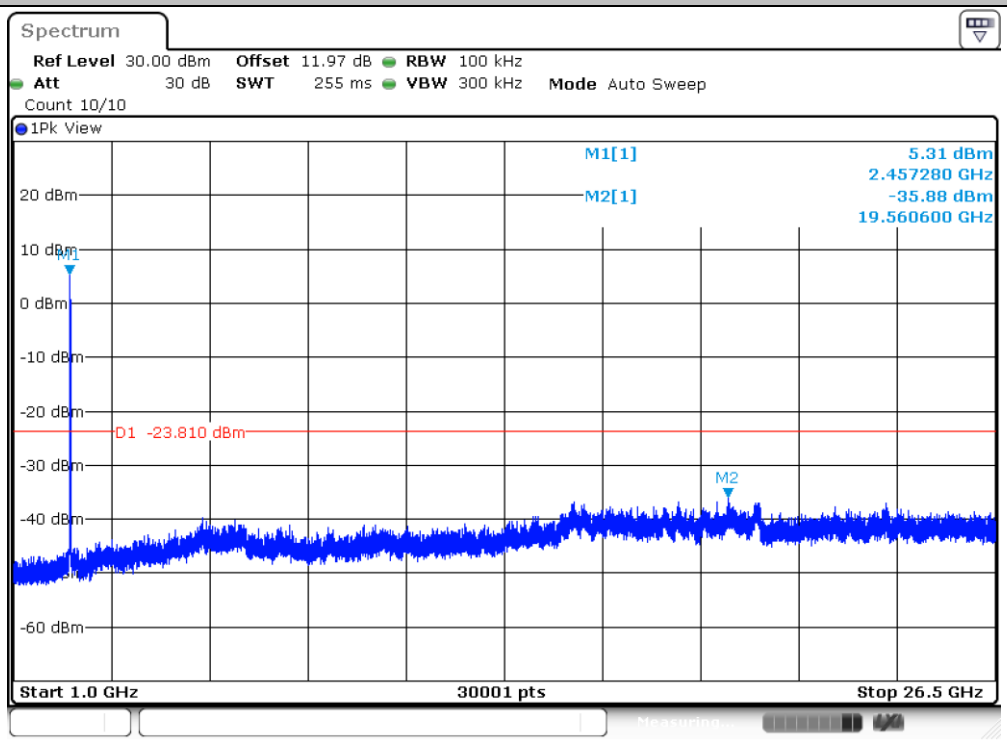

Date: 1.JAN.2025 04:47:29

11AX20_Ant6_2412_30~1000

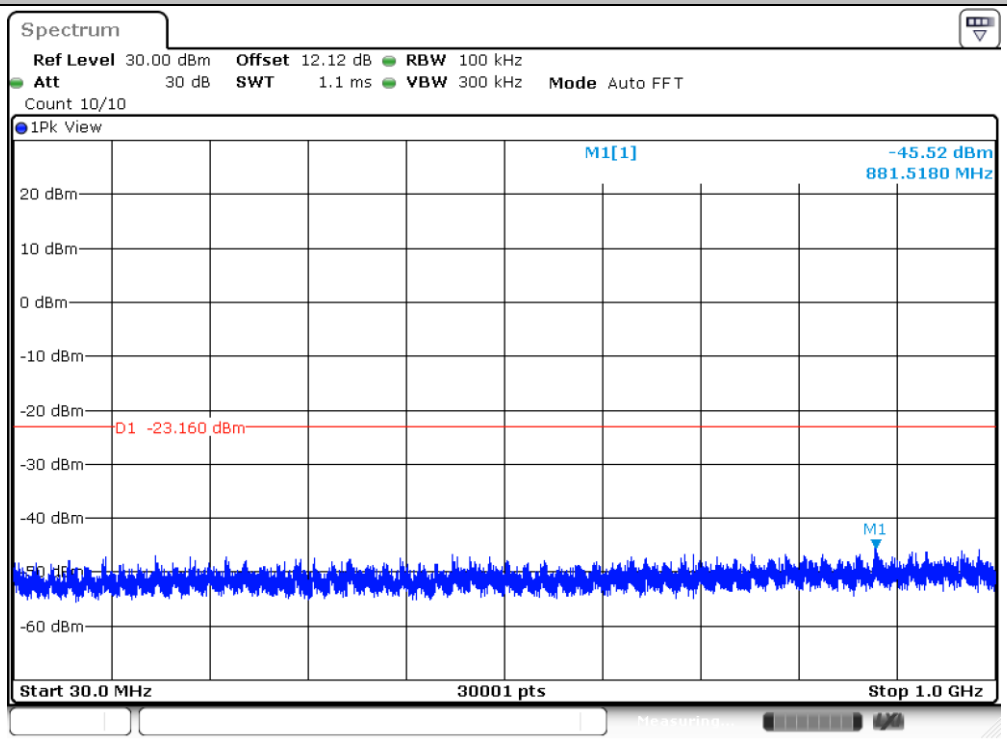

Date: 1.JAN.2025 04:50:21

11AX20_Ant6_2412_1000~26500

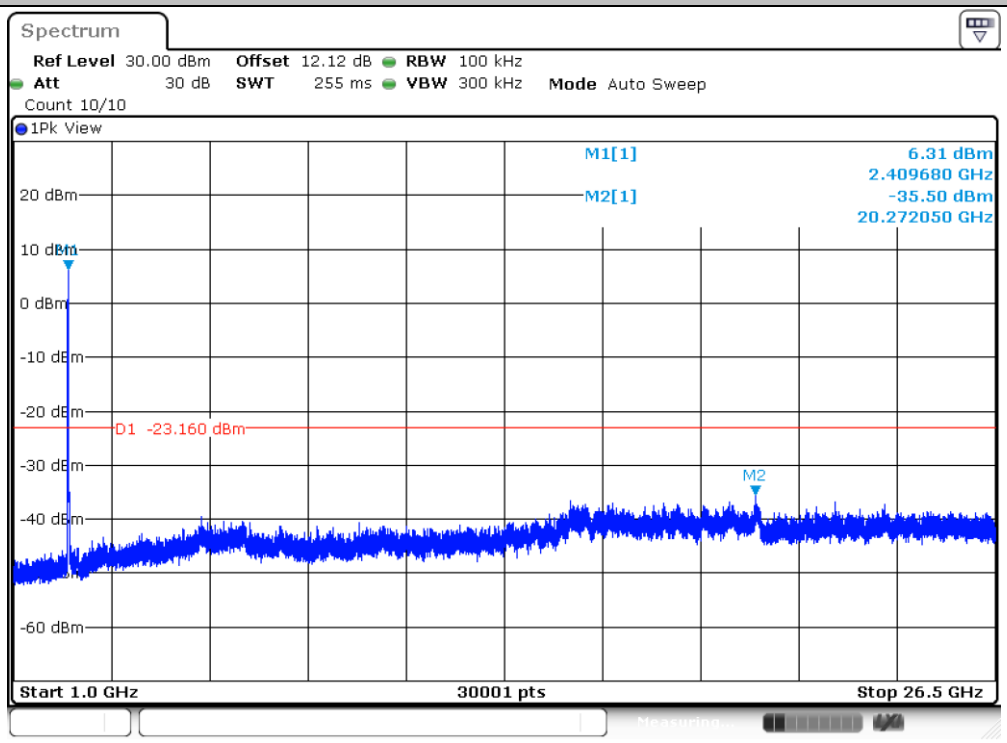

Date: 1.JAN.2025 04:50:43

11AX20_Ant6_2437_30~1000

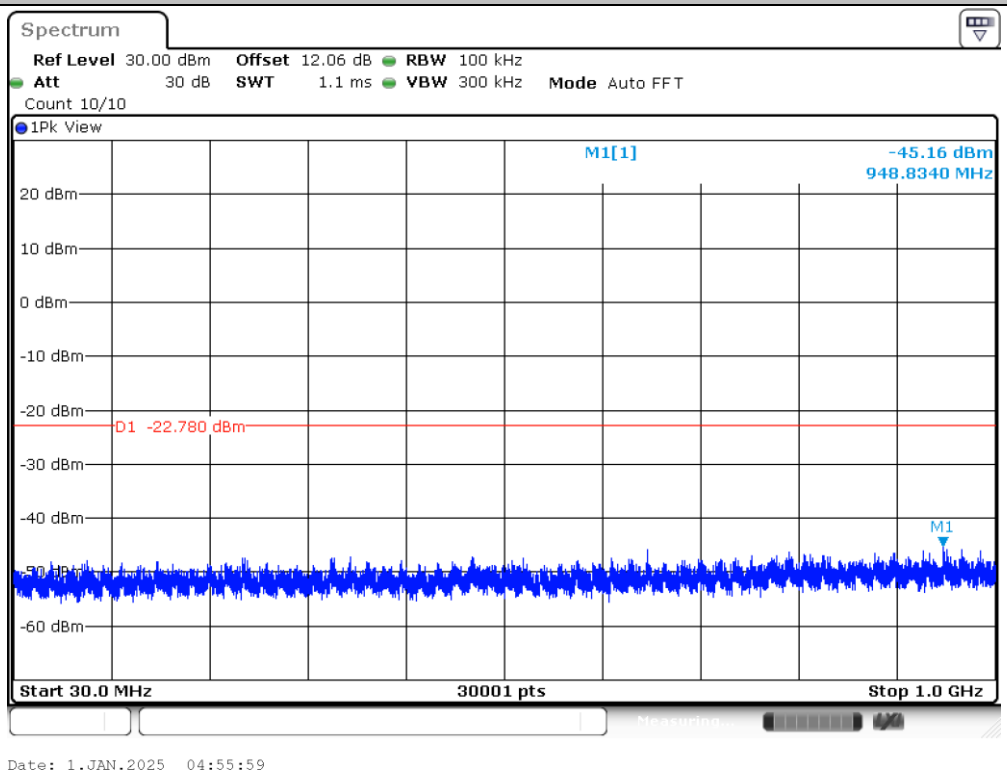

11AX20_Ant6_2437_1000~26500

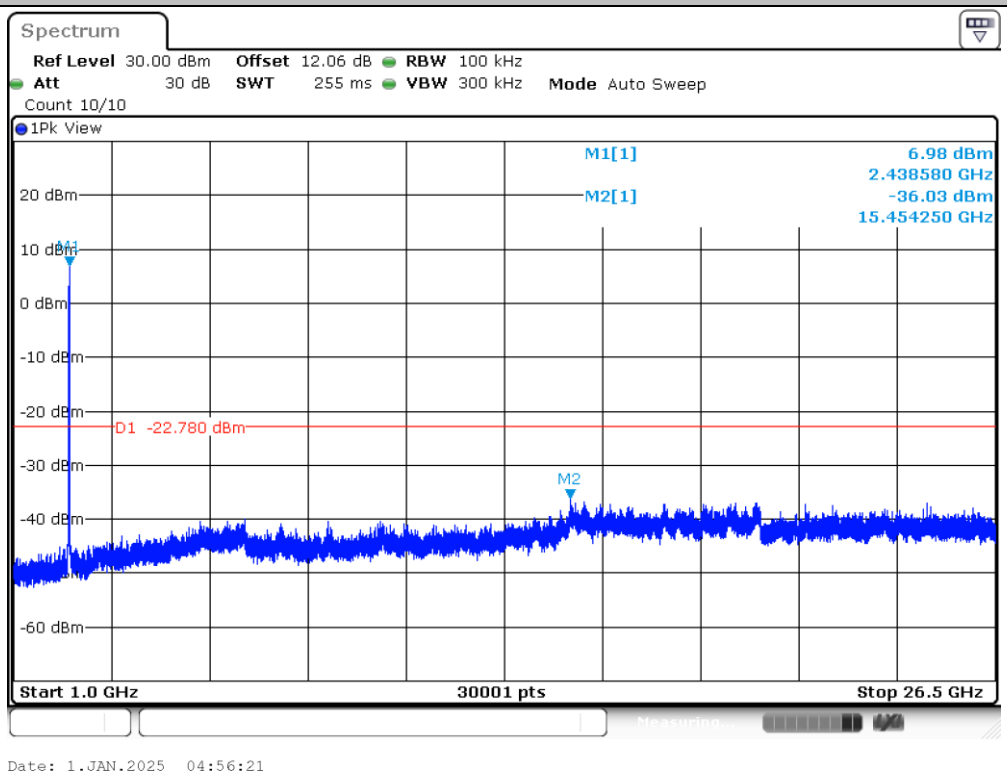

11AX20_Ant6_2462_30~1000

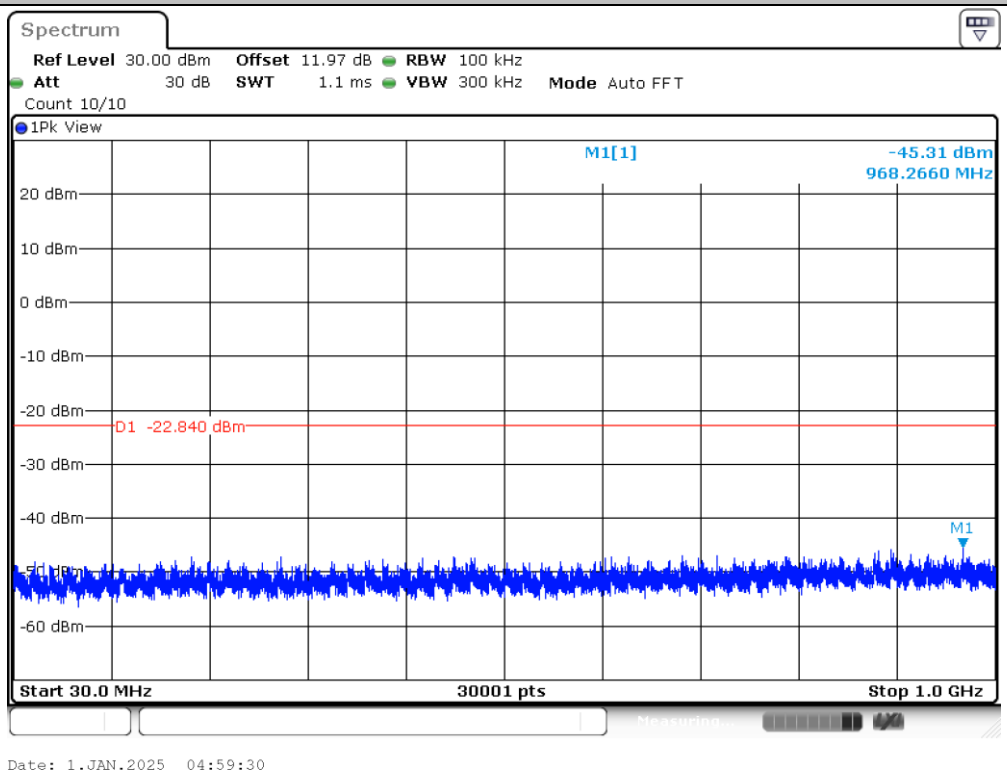

11AX20_Ant6_2462_1000~26500

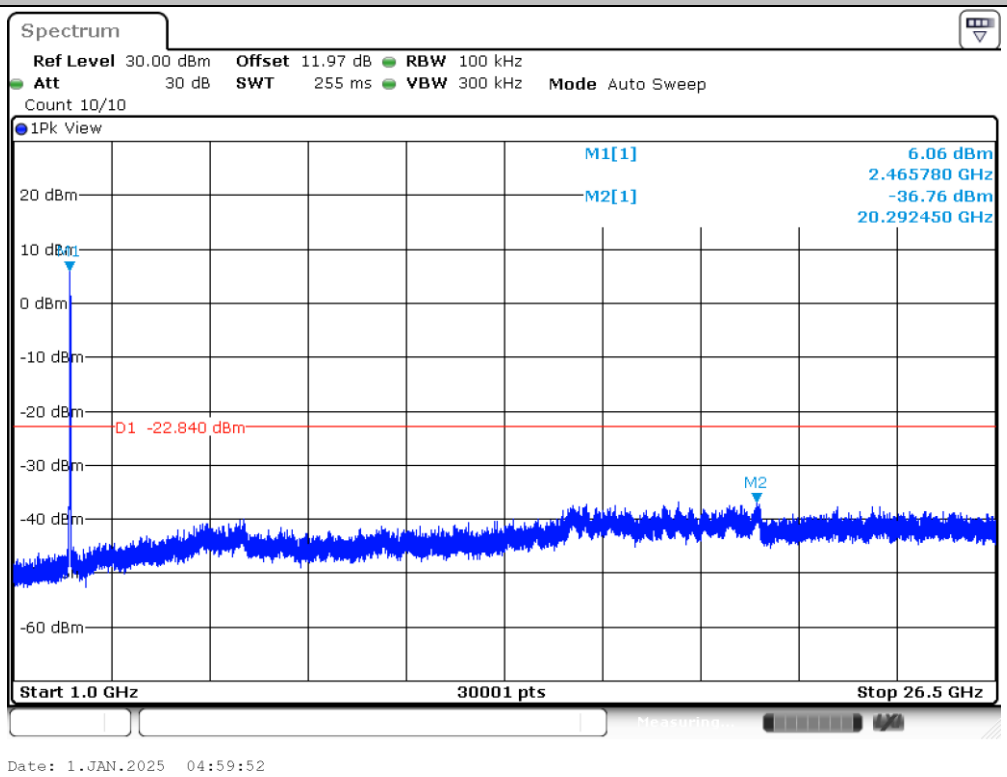

11AX40_Ant6_2422_30~1000

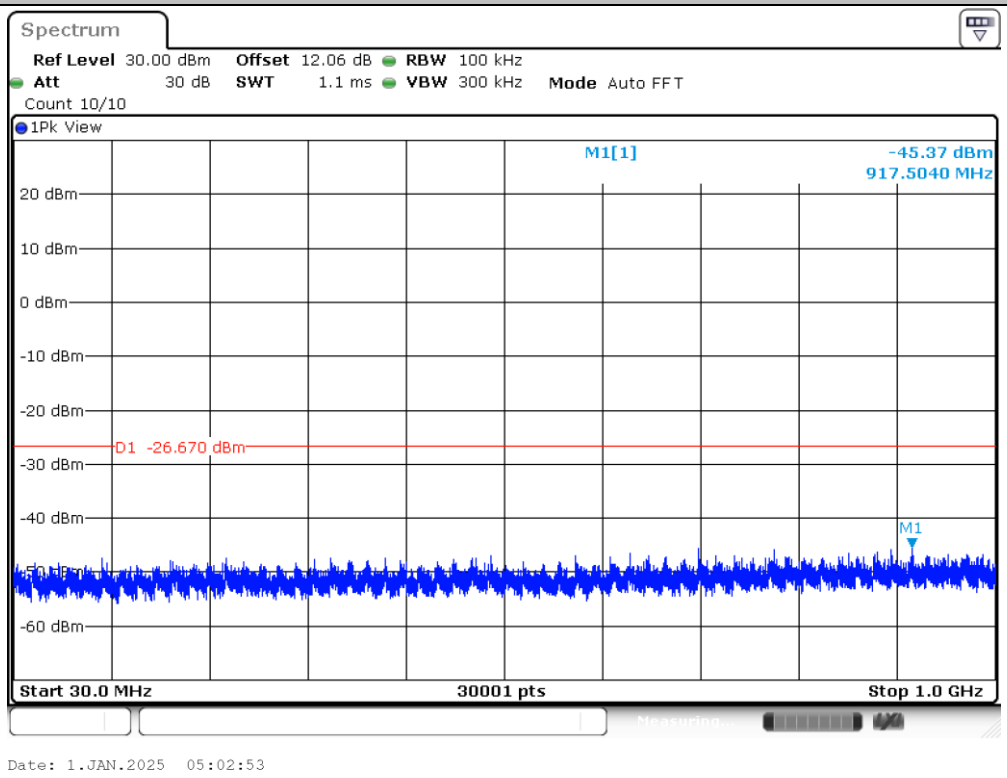

11AX40_Ant6_2422_1000~26500

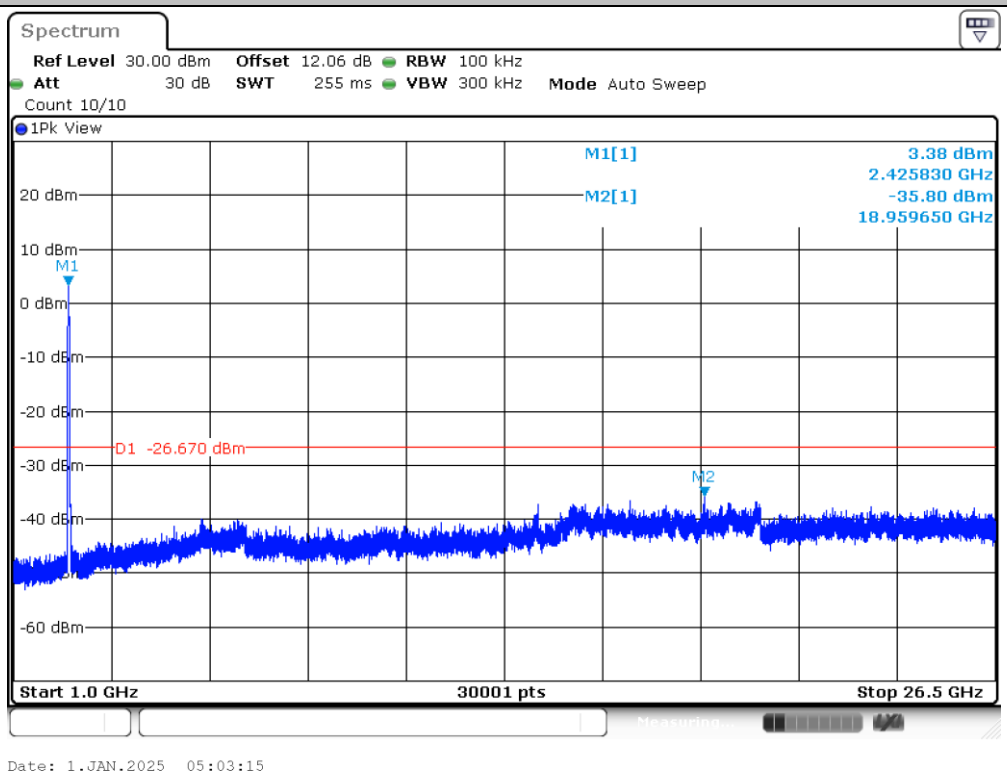

11AX40_Ant6_2437_30~1000

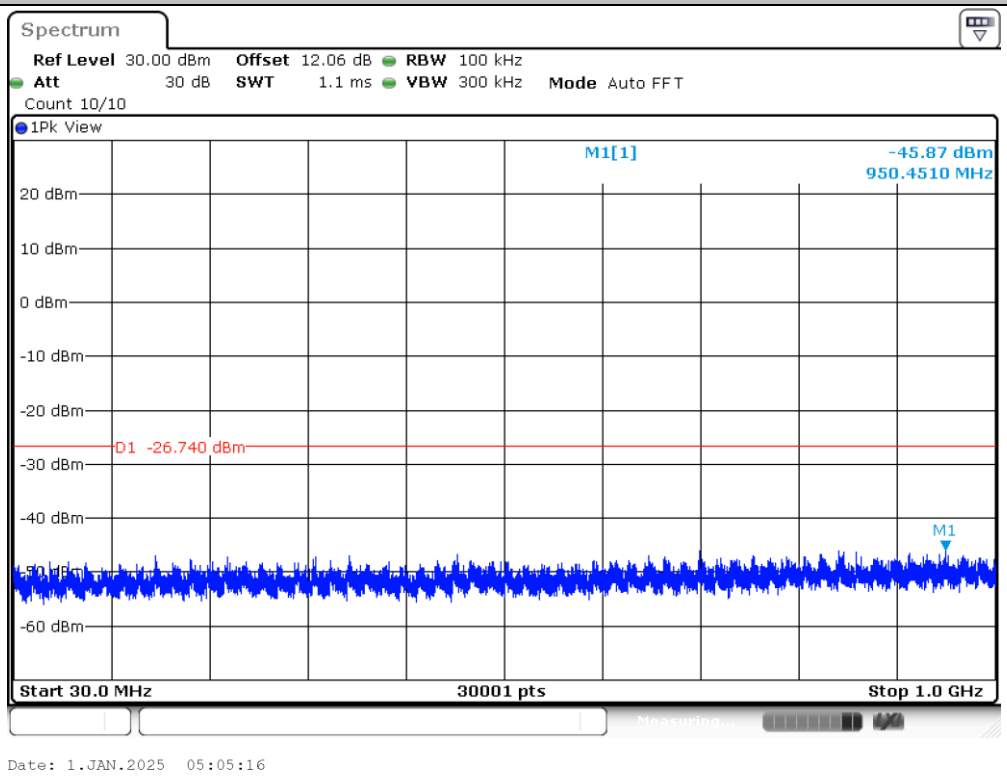

11AX40_Ant6_2437_1000~26500

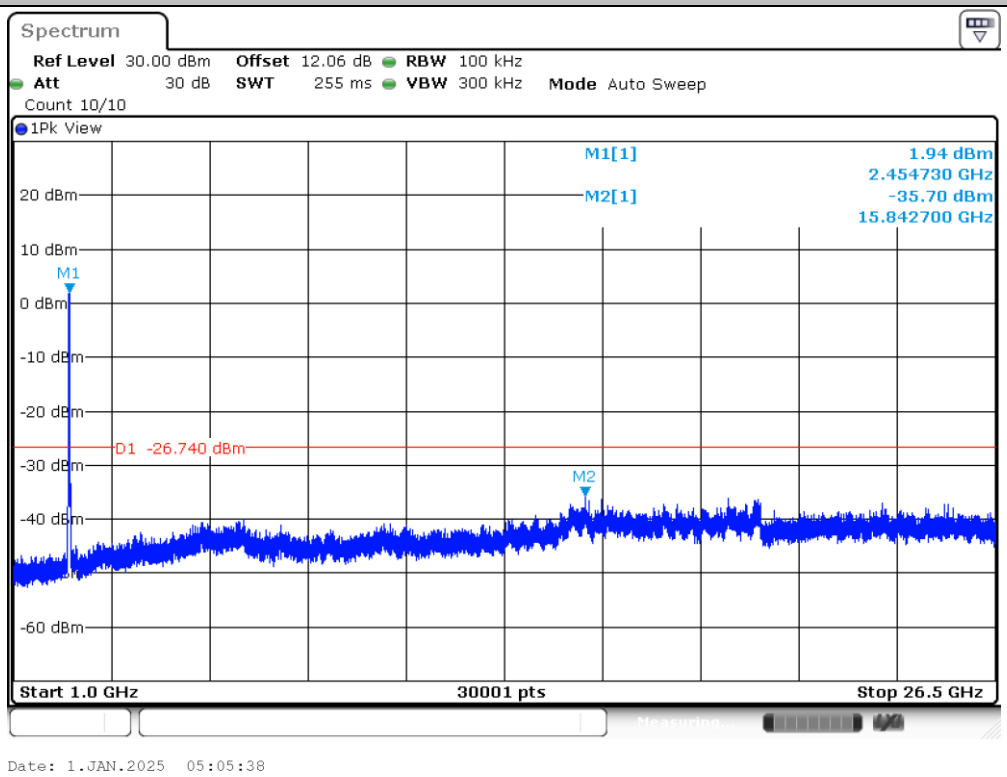

11AX40_Ant6_2452_30~1000

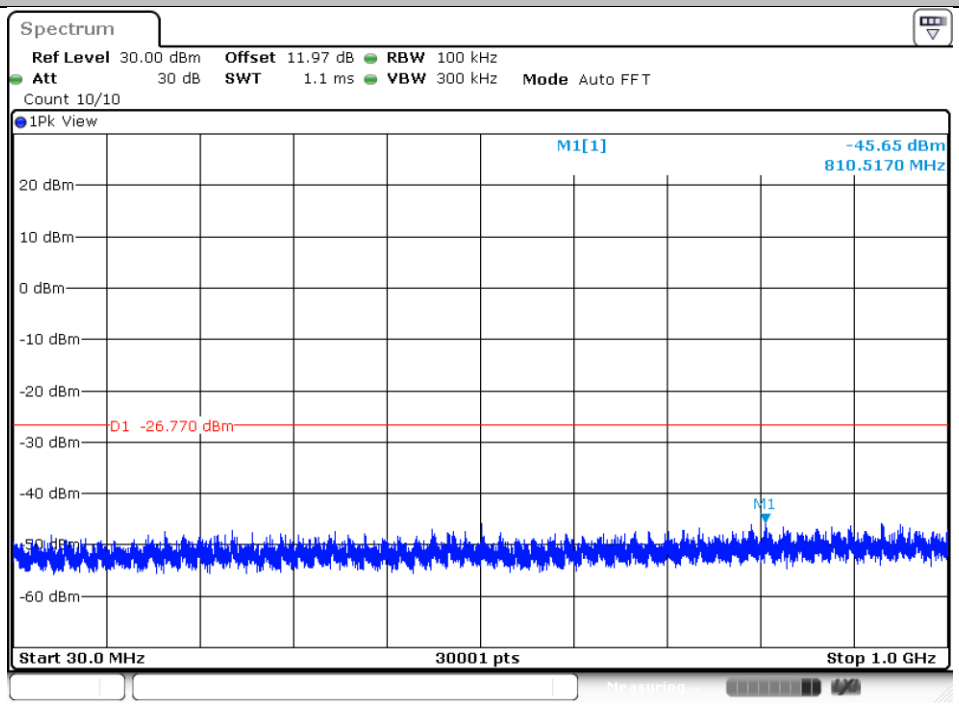

Date: 1.JAN.2025 05:07:26

11AX40_Ant6_2452_1000~26500

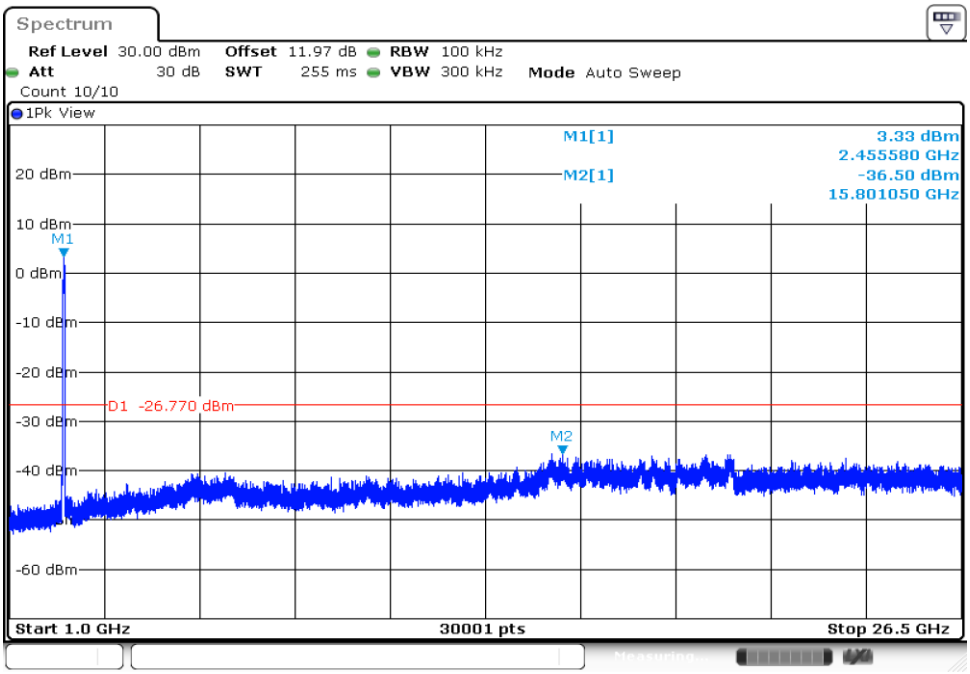

Date: 1.JAN.2025 05:07:48

For Partial RU:

Maximum conducted output power

Test Result Average

Test Mode	Antenna	Freq (MHz)	Ru Size	Ru Index	Set Power	Average power [dBm]	Duty Cycle [%]	DC Factor [dBm]	Result [dBm]	Limit [dBm]	Gain [dBi]	EIRP [dBm]	EIRP Limit [dBm]	Verdict
11AX20	Ant6	2412	26Tone	RU0	10	9.23	96.23	0.17	9.40	≤30.00	-1.30	8.10	≤36.00	PASS
			52Tone	RU37	12	11.38	96.23	0.17	11.55	≤30.00	-1.30	10.25	≤36.00	PASS
			106Tone	RU53	14.5	14.10	96.23	0.17	14.27	≤30.00	-1.30	12.97	≤36.00	PASS
		2462	26Tone	RU8	9.5	8.67	96.23	0.17	8.84	≤30.00	-1.30	7.54	≤36.00	PASS
			52Tone	RU40	12	11.42	96.23	0.17	11.59	≤30.00	-1.30	10.29	≤36.00	PASS
			106Tone	RU54	14.5	14.23	96.23	0.17	14.40	≤30.00	-1.30	13.10	≤36.00	PASS

Maximum power spectral density

Test Result

TestMode	Antenna	Freq(MHz)	RuSize	RuIndex	Result [dBm/3kHz]	Limit [dBm/3kHz]	Verdict
11AX20	Ant6	2412	26Tone	RU0	-7.28	≤8.00	PASS
			52Tone	RU37	-7.52	≤8.00	PASS
			106Tone	RU53	-7.54	≤8.00	PASS
		2462	26Tone	RU8	-7.30	≤8.00	PASS
			52Tone	RU40	-7.25	≤8.00	PASS
			106Tone	RU54	-7.29	≤8.00	PASS

Test Graphs

11AX20_Ant6_2412_26Tone_RU0

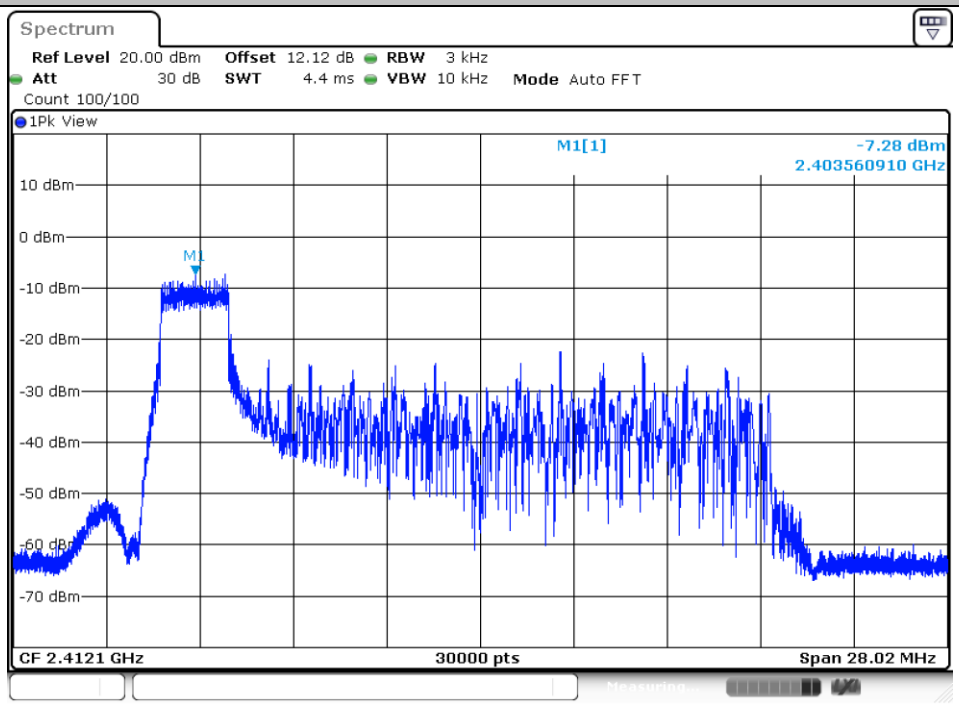

Date: 2.JAN.2025 19:42:38

11AX20_Ant6_2412_52Tone_RU37

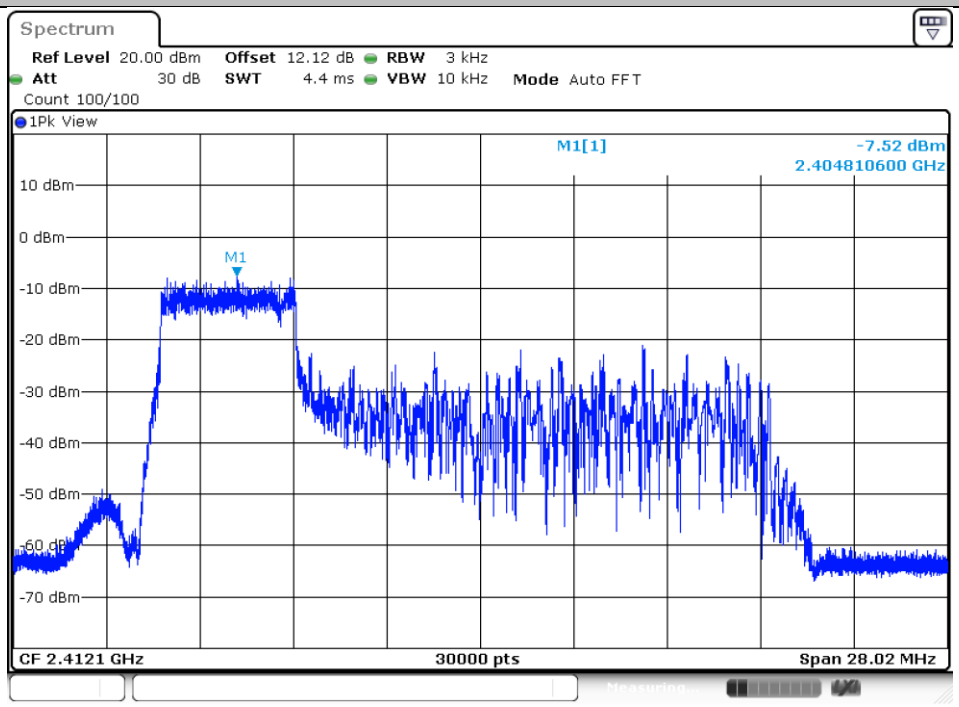

Date: 2.JAN.2025 19:47:28

11AX20_Ant6_2412_106Tone_RU53

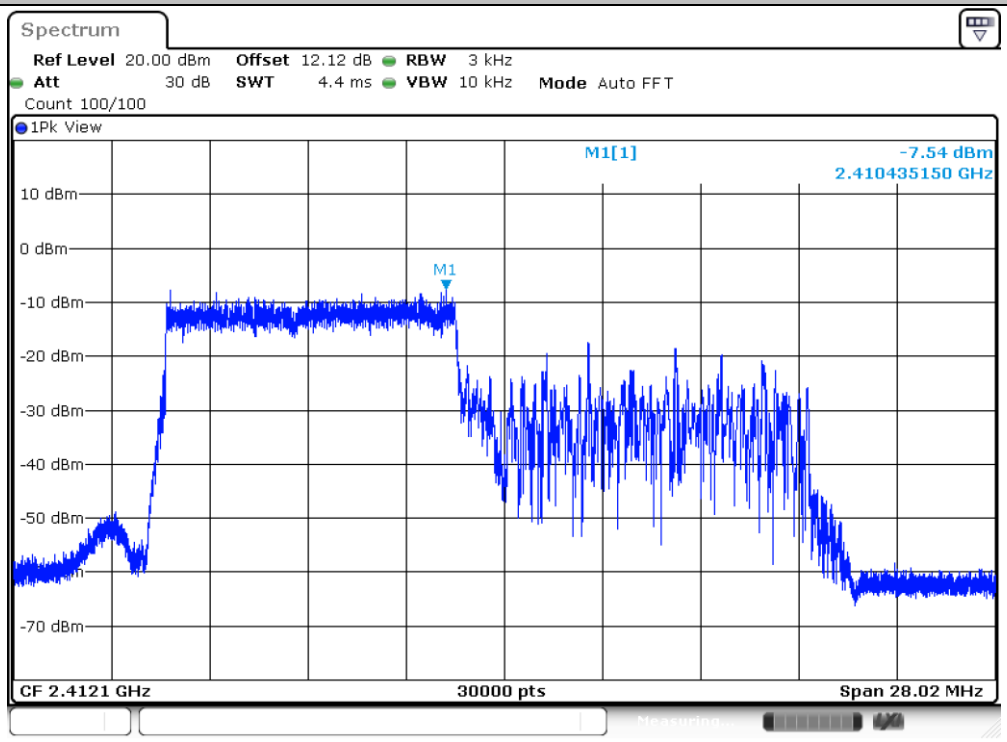

Date: 2.JAN.2025 19:49:50

11AX20_Ant6_2462_26Tone_RU8

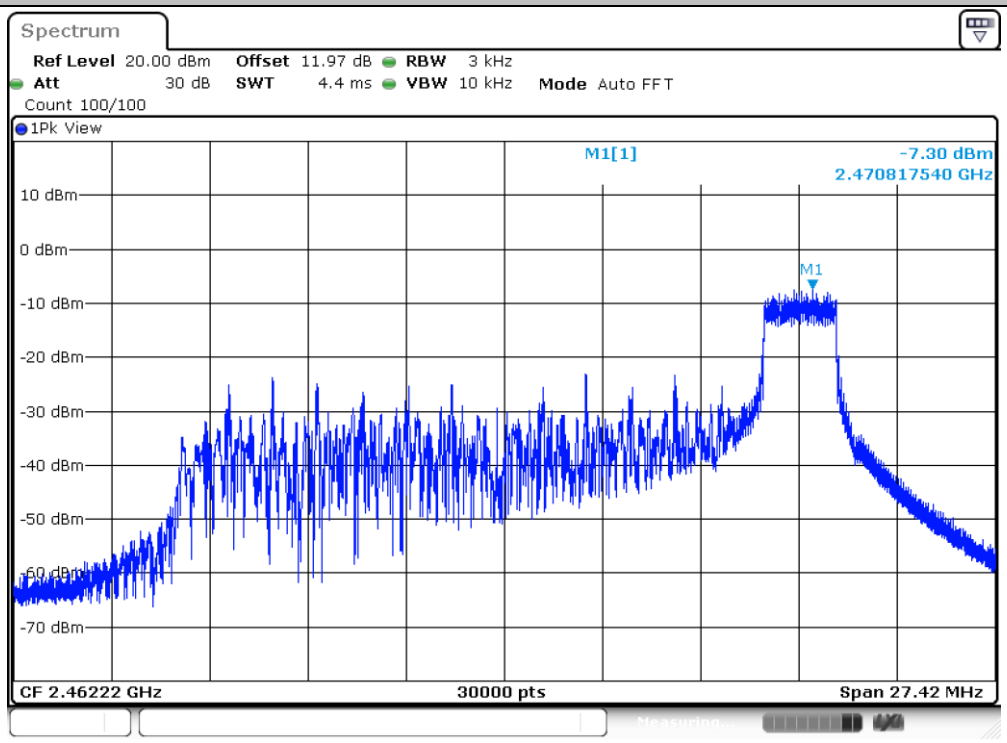

Date: 2.JAN.2025 19:52:37

11AX20_Ant6_2462_52Tone_RU40

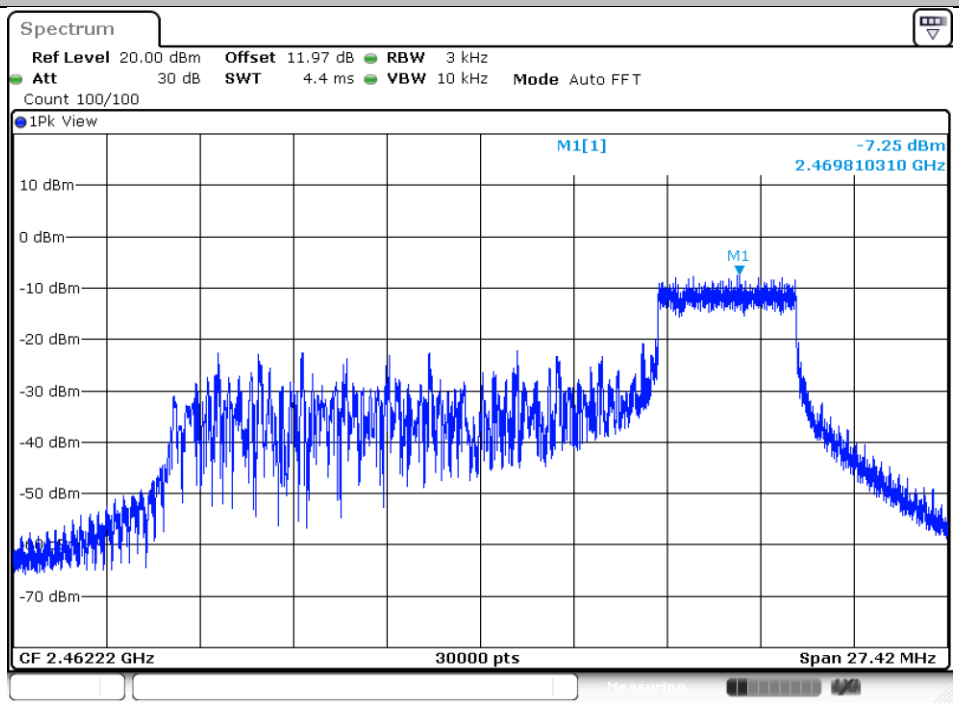

Date: 2.JAN.2025 19:58:26

11AX20_Ant6_2462_106Tone_RU54

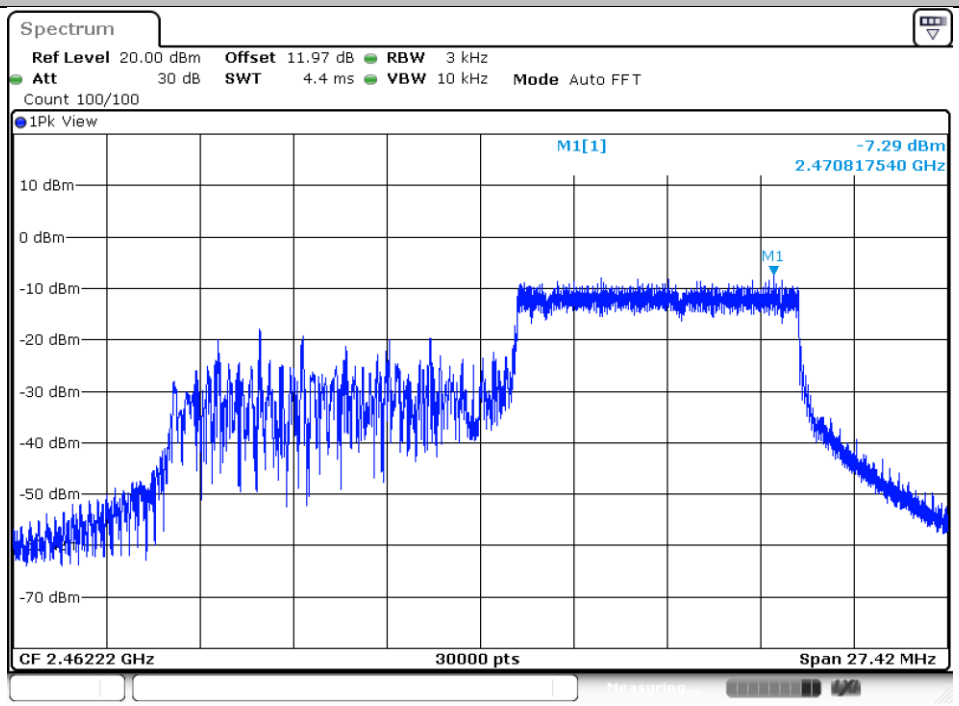

Date: 2.JAN.2025 20:00:25

Appendix B. AC Conducted Emission Test Results

Test Engineer :	TaoZhang	**Temperature :**	22~24℃
		Relative Humidity :	44~50%
Test Voltage :	120Vac / 60Hz	**Phase :**	Line
Remark :	All emissions not reported here are more than 10 dB below the prescribed limit.		

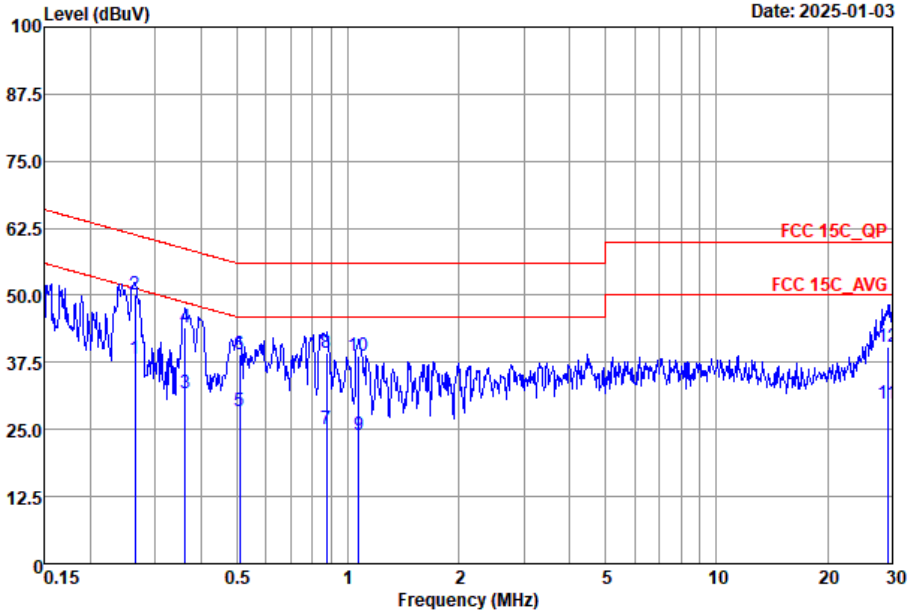

Site : CO02-SZ
Condition : FCC 15C_QP LISN_2024-L-1 LINE

		Freq	Level	Over Limit	Limit Line	Read Level	LISN Factor	Cable Loss	Remark
		MHz	dBuV	dB	dBuV	dBuV	dB	dB	
1		0.26	38.26	-13.03	51.29	18.40	9.71	10.15	Average
2	*	0.26	50.26	-11.03	61.29	30.40	9.71	10.15	QP
3		0.36	31.74	-16.95	48.69	11.90	9.67	10.17	Average
4		0.36	44.04	-14.65	58.69	24.20	9.67	10.17	QP
5		0.51	28.32	-17.68	46.00	8.50	9.62	10.20	Average
6		0.51	38.92	-17.08	56.00	19.10	9.62	10.20	QP
7		0.88	25.20	-20.80	46.00	5.30	9.67	10.23	Average
8		0.88	39.30	-16.70	56.00	19.40	9.67	10.23	QP
9		1.07	23.90	-22.10	46.00	4.00	9.67	10.23	Average
10		1.07	38.80	-17.20	56.00	18.90	9.67	10.23	QP
11		29.06	29.77	-20.23	50.00	9.31	9.94	10.52	Average
12		29.06	40.37	-19.63	60.00	19.91	9.94	10.52	QP

Test Engineer :	TaoZhang	**Temperature :**	22~24℃
		Relative Humidity :	44~50%
Test Voltage :	120Vac / 60Hz	**Phase :**	Neutral
Remark :	All emissions not reported here are more than 10 dB below the prescribed limit.		

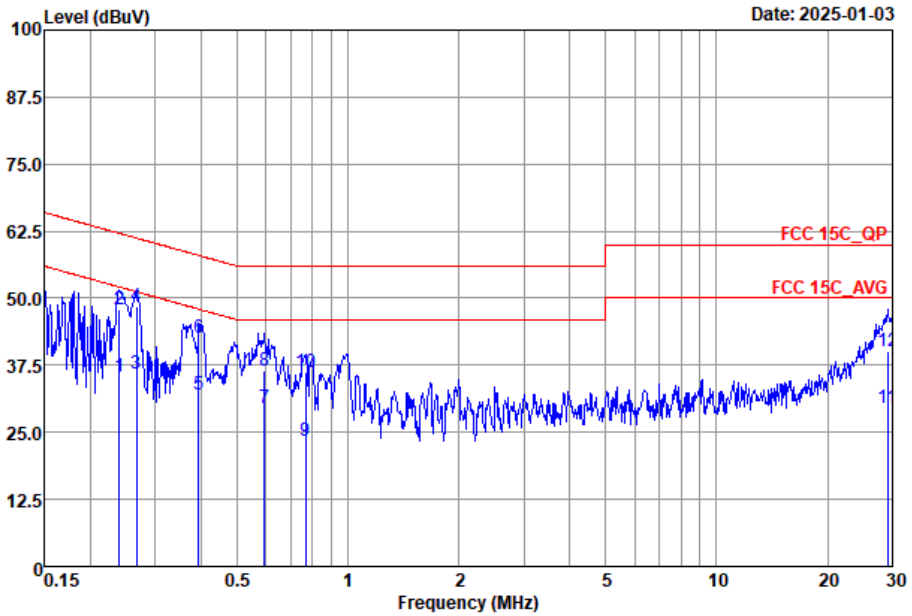

Site : CO02-SZ
Condition : FCC 15C_QP LISN_2024-N-1 NEUTRAL

	Freq	Level	Over Limit	Limit Line	Read Level	LISN Factor	Cable Loss	Remark
	MHz	dBuV	dB	dBuV	dBuV	dB	dB	
1	0.24	35.43	-16.65	52.08	15.60	9.68	10.15	Average
2	0.24	48.03	-14.05	62.08	28.20	9.68	10.15	QP
3	0.27	36.03	-15.17	51.20	16.20	9.68	10.15	Average
4 *	0.27	48.53	-12.67	61.20	28.70	9.68	10.15	QP
5	0.39	32.08	-15.91	47.99	12.20	9.70	10.18	Average
6	0.39	42.68	-15.31	57.99	22.80	9.70	10.18	QP
7	0.59	29.41	-16.59	46.00	9.50	9.69	10.22	Average
8	0.59	36.51	-19.49	56.00	16.60	9.69	10.22	QP
9	0.77	23.41	-22.59	46.00	3.50	9.68	10.23	Average
10	0.77	36.21	-19.79	56.00	16.30	9.68	10.23	QP
11	29.06	29.58	-20.42	50.00	9.10	9.96	10.52	Average
12	29.06	40.08	-19.92	60.00	19.60	9.96	10.52	QP

Note:

1. Level(dBμV) = Read Level(dBμV) + LISN Factor(dB) + Cable Loss(dB)
2. Over Limit(dB) = Level(dBμV) – Limit Line(dBμV)

Appendix C. Radiated Spurious Emission

Test Engineer :	Reid Huang	Relative Humidity :	44~50%
		Temperature :	22-24℃

Radiated Spurious Emission Test Modes

Mode	Band (MHz)	Antenna	Modulation	Channel	Frequency	Data Rate	RU	Remark
Mode 1	2400-2483.5	6	802.11b	01	2412	1Mbps	-	-
Mode 2	2400-2483.5	6	802.11b	06	2437	1Mbps	-	-
Mode 3	2400-2483.5	6	802.11b	11	2462	1Mbps	-	-
Mode 4	2400-2483.5	6	802.11g	01	2412	6Mbps	-	-
Mode 5	2400-2483.5	6	802.11g	06	2437	6Mbps	-	-
Mode 6	2400-2483.5	6	802.11g	11	2462	6Mbps	-	-
Mode 7	2400-2483.5	6	802.11ax HE20	01	2412	MCS0	Full RU	-
Mode 8	2400-2483.5	6	802.11ax HE20	06	2437	MCS0	Full RU	-
Mode 9	2400-2483.5	6	802.11ax HE20	11	2462	MCS0	Full RU	-
Mode 10	2400-2483.5	6	802.11ax HE40	03	2422	MCS0	Full RU	-
Mode 11	2400-2483.5	6	802.11ax HE40	09	2452	MCS0	Full RU	-
Mode 12	2400-2483.5	6	802.11ax HE20	01	2412	MCS0	Partial_RU 26/0	-
Mode 13	2400-2483.5	6	802.11ax HE20	11	2462	MCS0	Partial_RU 52/40	-
Mode 14	2400-2483.5	6	802.11ax HE40	09	2452	MCS0	-	LF
Mode 15	CO_TX	6	802.11ax HE40	09	2452	MCS0	Full RU	-
		1	LTE Band48 Link					-
Mode 16	2400-2483.5	6	802.11ax HE20	10	2457	MCS0	Full RU	-
Mode 17	2400-2483.5	6	802.11ax HE40	06	2437	MCS0	Full RU	-
Mode 18	2400-2483.5	6	802.11ax HE40	08	2447	MCS0	Full RU	-

Summary of each worse mode

Mode	Modulation	Ch.	Freq. (MHz)	Level (dBuV/m)	Limit (dBuV/m)	Margin (dB)	Pol.	Peak Avg.	Result	Remark
1	802.11b	01	2387.22	39.20	54.00	-14.80	V	AVERAGE	Pass	Band Edge
1	802.11b	01	4824.00	46.21	54.00	-7.79	H	Average	Pass	Harmonic
2	802.11b	06	-	-	-	-	-	-	-	Band Edge
2	802.11b	06	4874.00	46.57	54.00	-7.43	H	Average	Pass	Harmonic
3	802.11b	11	2483.51	41.84	54.00	-12.16	H	AVERAGE	Pass	Band Edge
3	802.11b	11	4924.00	45.30	54.00	-8.70	H	Average	Pass	Harmonic
4	802.11g	01	2389.95	49.86	54.00	-4.14	V	AVERAGE	Pass	Band Edge
4	802.11g	01	4824.00	42.83	74.00	-31.17	H	Peak	Pass	Harmonic
5	802.11g	06	-	-	-	-	-	-	-	Band Edge
5	802.11g	06	7311.00	44.75	74.00	-29.25	V	Peak	Pass	Harmonic
6	802.11g	11	2483.55	49.49	54.00	-4,51	V	AVERAGE	Pass	Band Edge
6	802.11g	11	7386.00	43.56	74.00	-30.44	H	Peak	Pass	Harmonic
7	802.11ax HE20	01	2389.43	49.22	54.00	-4.78	V	AVERAGE	Pass	Band Edge
7	802.11ax HE20	01	4824.00	41.90	74.00	-32.10	H	Peak	Pass	Harmonic
8	802.11ax HE20	06	2483.62	40.84	54.00	-13.16	H	AVERAGE	Pass	Band Edge
8	802.11ax HE20	06	7311.00	43.52	74.00	-30.48	H	Peak	Pass	Harmonic
9	802.11ax HE20	11	2483.51	49.51	54.00	-4.49	H	AVERAGE	Pass	Band Edge
9	802.11ax HE20	11	7386.00	44.30	74.00	-29.70	V	Peak	Pass	Harmonic
10	802.11ax HE40	03	2389.52	50.21	54	-3.79	V	AVERAGE	Pass	Band Edge
10	802.11ax HE40	03	-	-	-	-	-	-	-	Harmonic
11	802.11ax HE40	09	2483.54	50.72	54.00	-3.28	H	AVERAGE	Pass	Band Edge
11	802.11ax HE40	09	7356.00	44.66	74.00	-29.34	V	Peak	Pass	Harmonic
12	802.11ax HE20	01	2388.91	38.97	54.00	-15.03	V	AVERAGE	Pass	Band Edge
12	802.11ax HE20	01	-	-	-	-	-	-	-	Harmonic
13	802.11ax HE20	11	2483.51	50.34	54.00	-3.66	H	AVERAGE	Pass	Band Edge
13	802.11ax HE20	11	-	-	-	-	-	-	-	Harmonic
14	802.11ax HE40	09	844.80	30.81	46.00	-15.19	V	Peak	Pass	LF
15	CO_TX	-	2484.18	47.37	54.00	-6.63	H	Average	Pass	Band Edge
		-	7356.00	42.97	74.00	-31.03	V	Peak	Pass	Harmonic
16	802.11ax HE20	10	2483.57	50.48	54.00	-3.52	H	AVERAGE	Pass	Band Edge
	802.11ax HE20	10	-	-	-	-	-	-	-	Harmonic
17	802.11ax HE40	06	2483.56	50.53	54.00	-3.47	H	AVERAGE	Pass	Band Edge
	802.11ax HE40	06	-	-	-	-	-	-	-	Harmonic
18	802.11ax HE40	08	2483.68	50.66	54.00	-3.34	H	AVERAGE	Pass	Band Edge
	802.11ax HE40	08	-	-	-	-	-	-	-	Harmonic

Mode	1	
	Band Edge	
	2400-2483.5_802.11b_CH01_2412MHz	
ANT	6	
Pol.	Horizontal	Fundamental
Peak	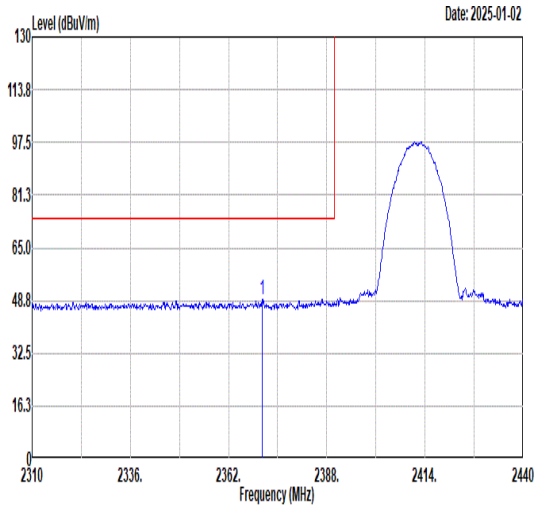 Limit Read Ant Cable Preamp APos TPos Freq Level Line Margin Level Factor Loss Factor Remark MHz dBuV/m dBuV/m dB dBuV dB/m dB dB cm deg 1 2370.84 49.28 74.00 -24.72 47.82 30.42 4.78 33.74 293 327 PEAK	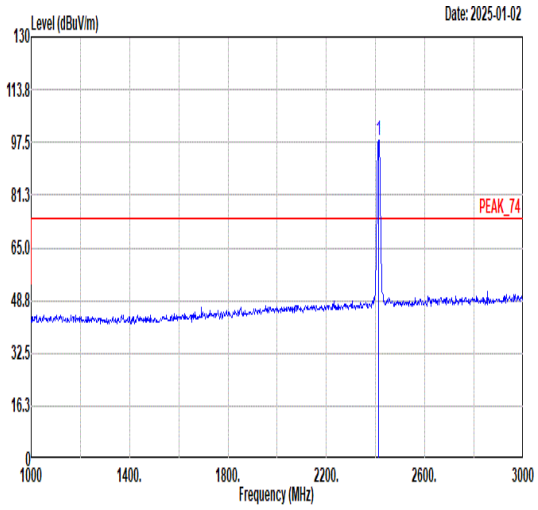 Limit Read Ant Cable Preamp APos TPos Freq Level Line Margin Level Factor Loss Factor Remark MHz dBuV/m dBuV/m dB dBuV dB/m dB dB cm deg 1 2412.00 98.27 ------ ------ 96.66 30.45 4.82 33.66 293 327 PEAK
Avg	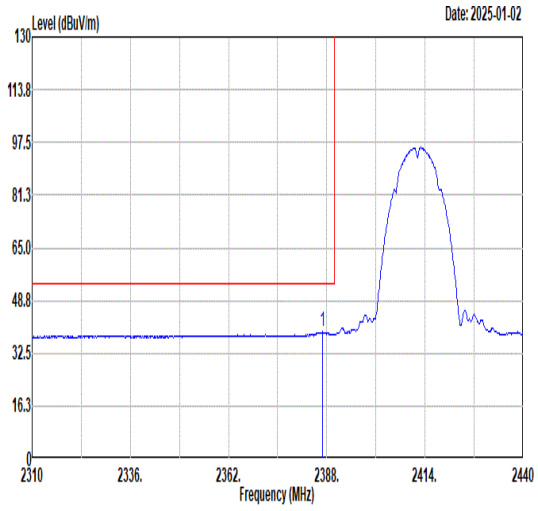 Limit Read Ant Cable Preamp APos TPos Freq Level Line Margin Level Factor Loss Factor Remark MHz dBuV/m dBuV/m dB dBuV dB/m dB dB cm deg 1 2386.96 39.04 54.00 -14.96 37.53 30.43 4.79 33.71 293 327 AVERAGE	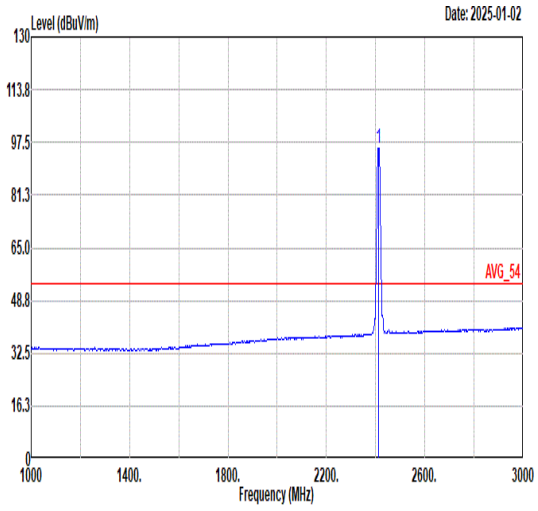 Limit Read Ant Cable Preamp APos TPos Freq Level Line Margin Level Factor Loss Factor Remark MHz dBuV/m dBuV/m dB dBuV dB/m dB dB cm deg 1 2412.00 95.88 ------ ------ 94.27 30.45 4.82 33.66 293 327 AVERAGE

Mode	1	
	Band Edge	
	2400-2483.5_802.11b_CH01_2412MHz	
ANT	6	
Pol.	Vertical	Fundamental
Peak	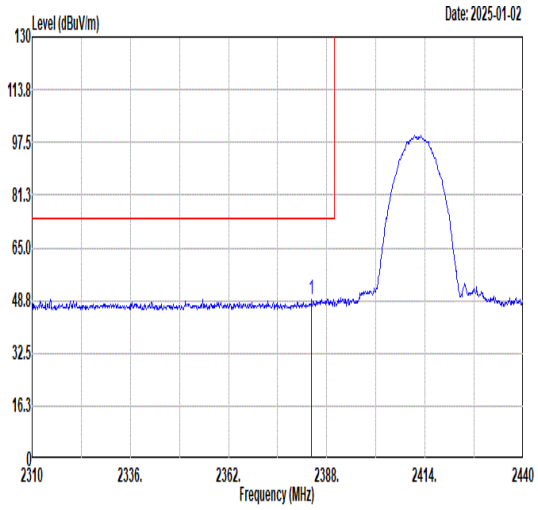 Freq Level Limit Line Margin Read Level Ant Factor Cable Loss Preamp Factor APos TPos Remark MHz dBuV/m dBuV/m dB dBuV dB/m dB dB cm deg 1 2383.97 49.19 74.00 -24.81 47.69 30.43 4.79 33.72 255 267 PEAK	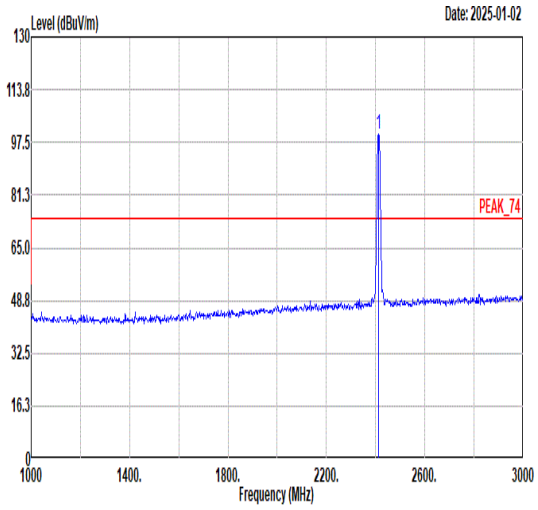 Freq Level Limit Line Margin Read Level Ant Factor Cable Loss Preamp Factor APos TPos Remark MHz dBuV/m dBuV/m dB dBuV dB/m dB dB cm deg 1 2412.00 100.11 ------ ------ 98.50 30.45 4.82 33.66 255 267 PEAK
Avg	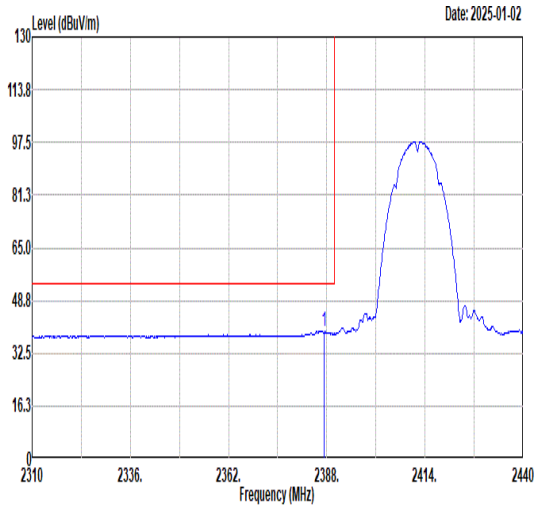 Freq Level Limit Line Margin Read Level Ant Factor Cable Loss Preamp Factor APos TPos Remark MHz dBuV/m dBuV/m dB dBuV dB/m dB dB cm deg 1 2387.22 39.20 54.00 -14.80 37.69 30.43 4.79 33.71 255 267 AVERAGE	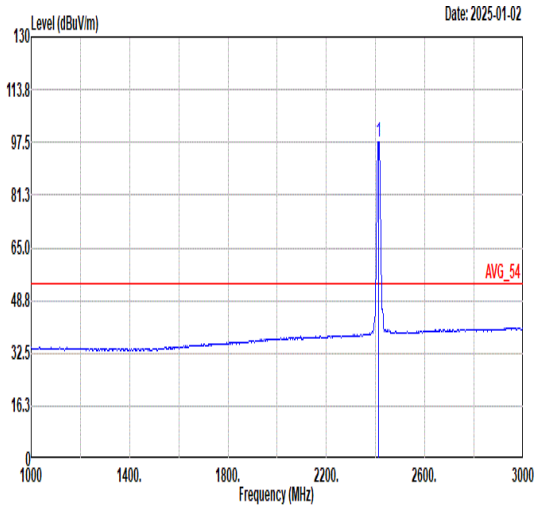 Freq Level Limit Line Margin Read Level Ant Factor Cable Loss Preamp Factor APos TPos Remark MHz dBuV/m dBuV/m dB dBuV dB/m dB dB cm deg 1 2412.00 97.76 ------ ------ 96.15 30.45 4.82 33.66 255 267 AVERAGE

Mode	1	
	Harmonic	
	2400-2483.5_802.11b_CH01_2412MHz	
ANT	6	
Pol.	Horizontal	Vertical
Peak Avg	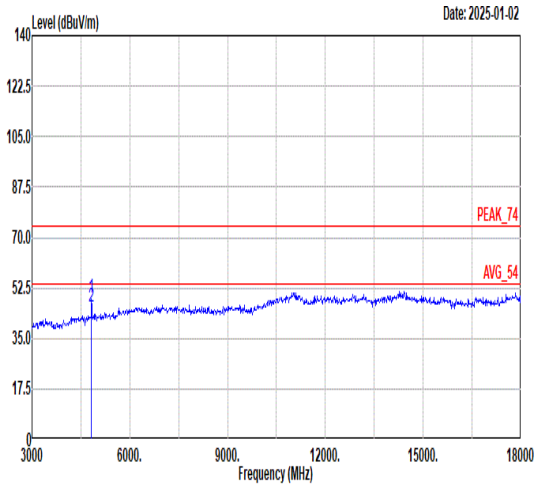 Freq Level Limit Line Margin Read Level Ant Factor Cable Loss Preamp Factor APos TPos Remark MHz dBuV/m dBuV/m dB dBuV dB/m dB dB cm deg 1 4824.00 49.31 74.00 -24.69 72.96 33.83 7.75 65.23 100 339 Peak 2 4824.00 46.21 54.00 -7.79 69.86 33.83 7.75 65.23 100 339 Average	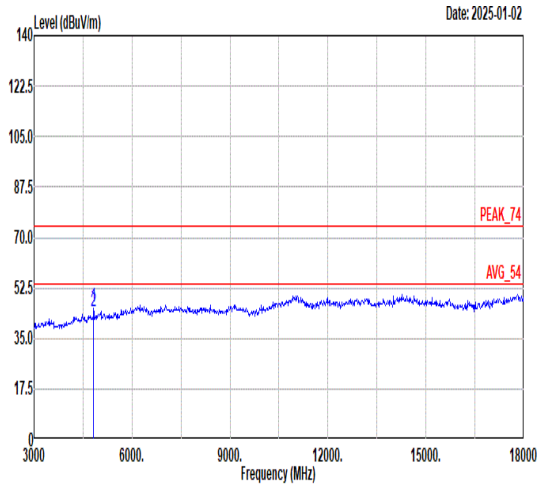 Freq Level Limit Line Margin Read Level Ant Factor Cable Loss Preamp Factor APos TPos Remark MHz dBuV/m dBuV/m dB dBuV dB/m dB dB cm deg 1 4824.00 46.21 74.00 -27.79 69.86 33.83 7.75 65.23 105 352 Peak 2 4824.00 44.20 54.00 -9.80 67.85 33.83 7.75 65.23 105 352 Average

Mode	2	
	Harmonic	
	2400-2483.5_802.11b_CH06_2437MHz	
ANT	6	
Pol.	Horizontal	Vertical
Peak Avg	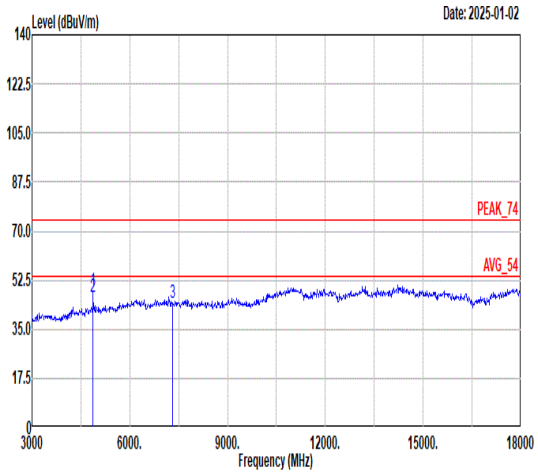 Freq Level Limit Line Margin Read Level Ant Factor Cable Loss Preamp Factor APos TPos Remark MHz dBuV/m dBuV/m dB dBuV dB/m dB dB cm deg 1 4874.00 48.61 74.00 -25.39 72.24 33.85 7.77 65.25 123 341 Peak 2 4874.00 46.57 54.00 -7.43 70.20 33.85 7.77 65.25 123 341 Average 3 7311.00 44.60 74.00 -29.40 64.02 36.30 8.93 64.65 -- -- Peak	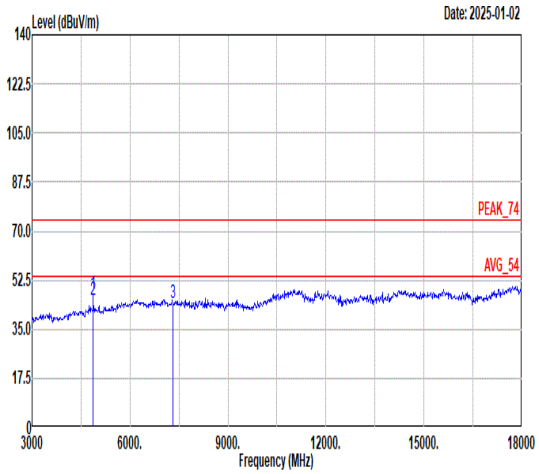 Freq Level Limit Line Margin Read Level Ant Factor Cable Loss Preamp Factor APos TPos Remark MHz dBuV/m dBuV/m dB dBuV dB/m dB dB cm deg 1 4874.00 47.35 74.00 -26.65 70.98 33.85 7.77 65.25 100 352 Peak 2 4874.00 45.28 54.00 -8.72 68.91 33.85 7.77 65.25 100 352 Average 3 7311.00 44.47 74.00 -29.53 63.89 36.30 8.93 64.65 -- -- Peak

Mode	3	
	Band Edge	
	2400-2483.5_802.11b_CH11_2462MHz	
ANT	6	
Pol.	Horizontal	Fundamental
Peak	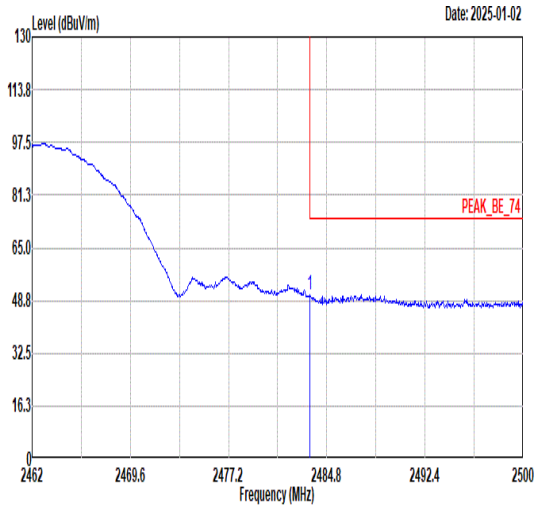 Freq Level Limit Line Margin Read Level Ant Factor Cable Loss Preamp Factor APos TPos Remark MHz dBuV/m dBuV/m dB dBuV dB/m dB dB cm deg 1 2483.51 50.50 74.00 -23.50 48.62 30.49 4.92 33.53 157 310 PEAK	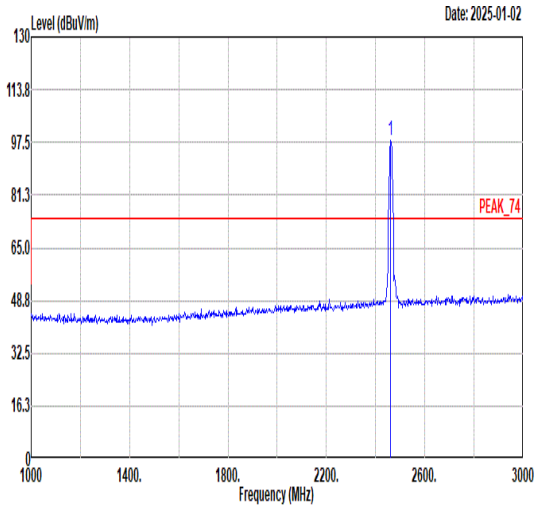 Freq Level Limit Line Margin Read Level Ant Factor Cable Loss Preamp Factor APos TPos Remark MHz dBuV/m dBuV/m dB dBuV dB/m dB dB cm deg 1 2462.00 98.18 ------ ------ 96.38 30.48 4.89 33.57 157 310 PEAK
Avg	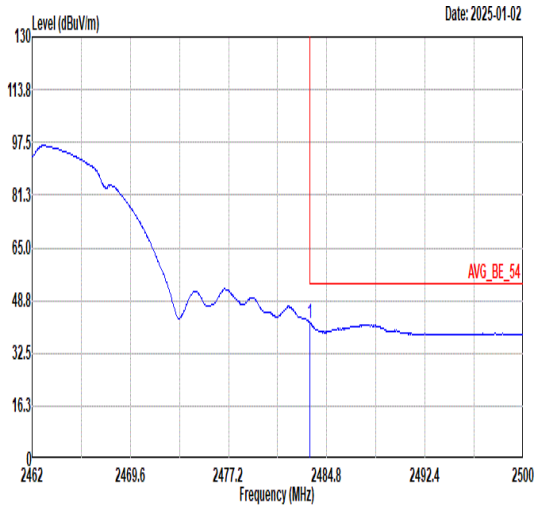 Freq Level Limit Line Margin Read Level Ant Factor Cable Loss Preamp Factor APos TPos Remark MHz dBuV/m dBuV/m dB dBuV dB/m dB dB cm deg 1 2483.51 41.84 54.00 -12.16 39.96 30.49 4.92 33.53 157 310 AVERAGE	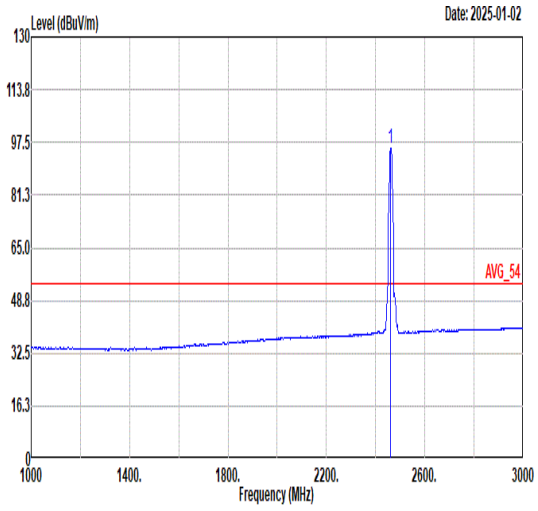 Freq Level Limit Line Margin Read Level Ant Factor Cable Loss Preamp Factor APos TPos Remark MHz dBuV/m dBuV/m dB dBuV dB/m dB dB cm deg 1 2462.00 95.72 ------ ------ 93.92 30.48 4.89 33.57 157 310 AVERAGE

Mode	3	
	Band Edge	
	2400-2483.5_802.11b_CH11_2462MHz	
ANT	6	
Pol.	Vertical	Fundamental
Peak	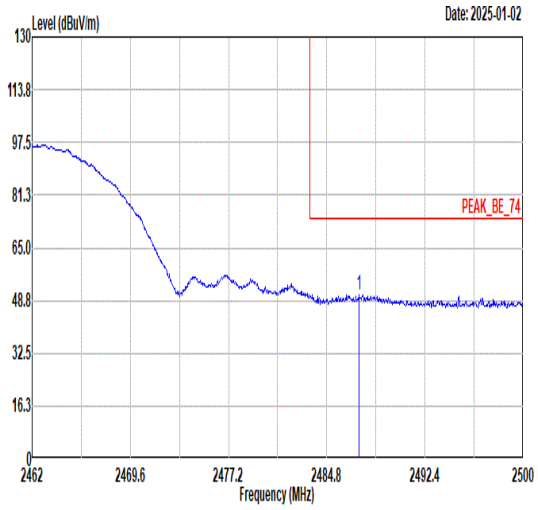 Freq Level Limit Line Margin Read Level Ant Factor Cable Loss Preamp Factor APos TPos Remark MHz dBuV/m dBuV/m dB dBuV dB/m dB dB cm deg 1 2487.27 50.62 74.00 -23.38 48.73 30.49 4.93 33.53 234 271 PEAK	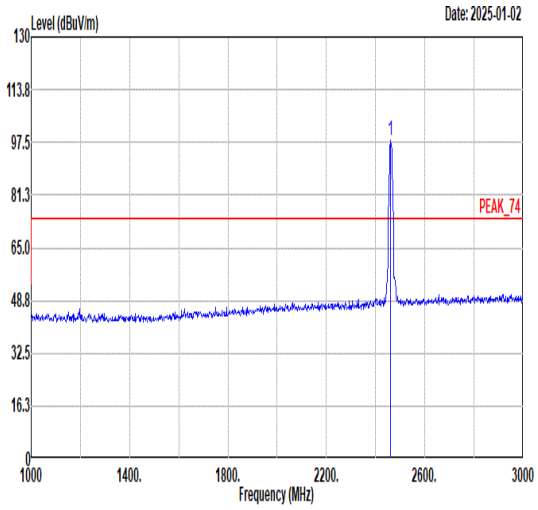 Freq Level Limit Line Margin Read Level Ant Factor Cable Loss Preamp Factor APos TPos Remark MHz dBuV/m dBuV/m dB dBuV dB/m dB dB cm deg 1 2462.00 98.00 ------ ------ 96.20 30.48 4.89 33.57 234 271 PEAK
Avg	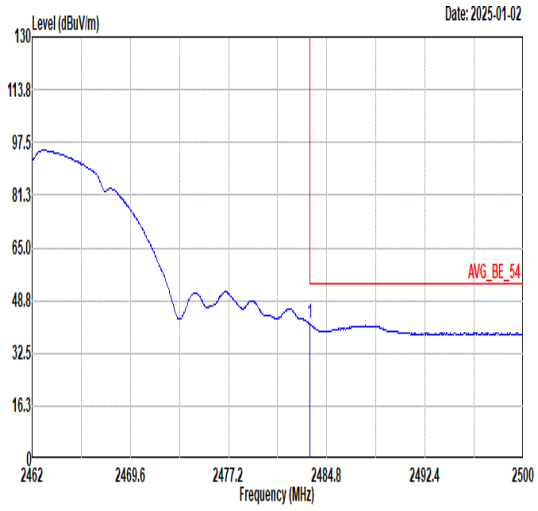 Freq Level Limit Line Margin Read Level Ant Factor Cable Loss Preamp Factor APos TPos Remark MHz dBuV/m dBuV/m dB dBuV dB/m dB dB cm deg 1 2483.51 41.55 54.00 -12.45 39.67 30.49 4.92 33.53 234 271 AVERAGE	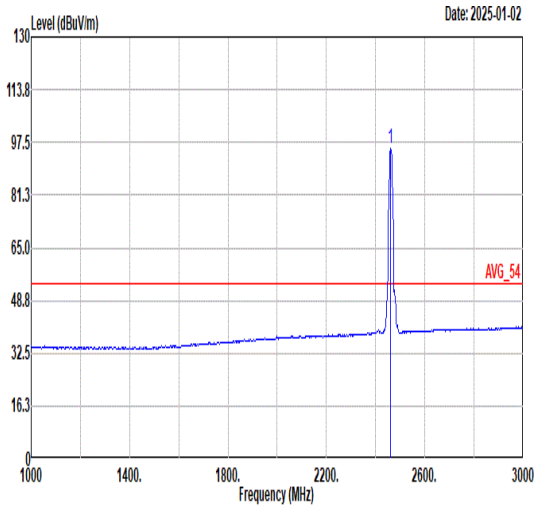 Freq Level Limit Line Margin Read Level Ant Factor Cable Loss Preamp Factor APos TPos Remark MHz dBuV/m dBuV/m dB dBuV dB/m dB dB cm deg 1 2462.00 95.67 ------ ------ 93.87 30.48 4.89 33.57 234 271 AVERAGE

Mode	3	
	Harmonic	
	2400-2483.5_802.11b_CH11_2462MHz	
ANT	6	
Pol.	Horizontal	Vertical
Peak Avg	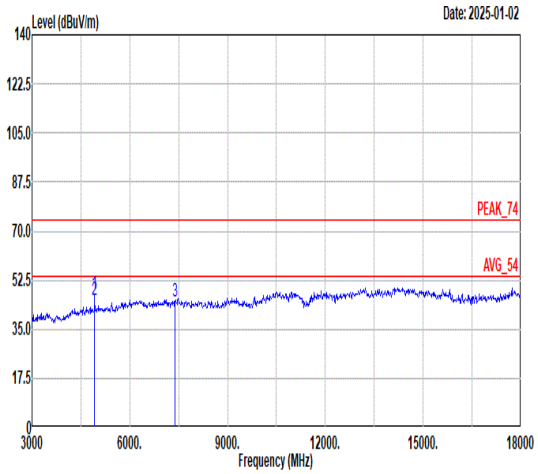 Freq Level Limit Line Margin Read Level Ant Factor Cable Loss Preamp Factor APos TPos Remark MHz dBuV/m dBuV/m dB dBuV dB/m dB dB cm deg 1 4924.00 47.30 74.00 -26.70 70.91 33.87 7.79 65.27 106 330 Peak 2 4924.00 45.30 54.00 -8.70 68.91 33.87 7.79 65.27 106 330 Average 3 7386.00 44.69 74.00 -29.31 63.81 36.30 9.17 64.59 -- -- Peak	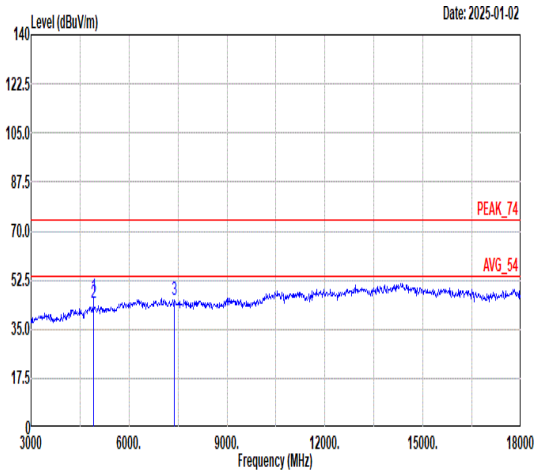 Freq Level Limit Line Margin Read Level Ant Factor Cable Loss Preamp Factor APos TPos Remark MHz dBuV/m dBuV/m dB dBuV dB/m dB dB cm deg 1 4924.00 46.30 74.00 -27.70 69.91 33.87 7.79 65.27 105 320 Peak 2 4924.00 44.39 54.00 -9.61 68.00 33.87 7.79 65.27 105 320 Average 3 7386.00 45.32 74.00 -28.68 64.44 36.30 9.17 64.59 -- -- Peak

Mode	4	
	Band Edge	
	2400-2483.5_802.11g_CH01_2412MHz	
ANT	6	
Pol.	Horizontal	Fundamental
Peak	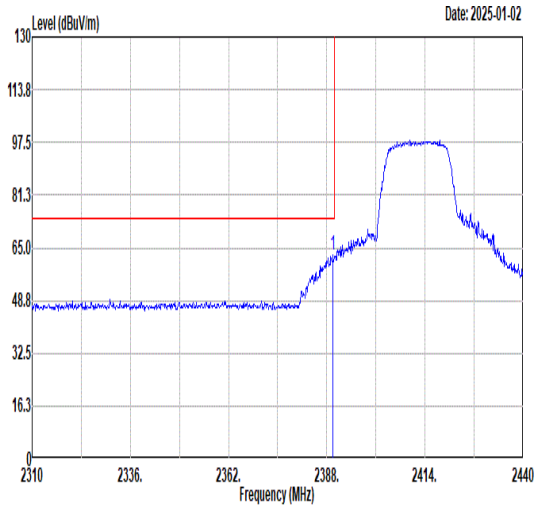 Freq Level Limit Line Margin Read Level Ant Factor Cable Loss Preamp Factor APos TPos Remark MHz dBuV/m dBuV/m dB dBuV dB/m dB dB cm deg 1 2389.69 62.62 74.00 -11.38 61.08 30.44 4.80 33.70 312 209 PEAK	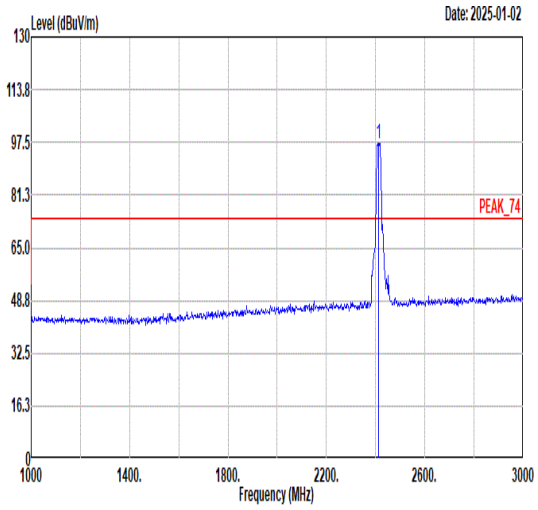 Freq Level Limit Line Margin Read Level Ant Factor Cable Loss Preamp Factor APos TPos Remark MHz dBuV/m dBuV/m dB dBuV dB/m dB dB cm deg 1 2412.00 97.20 ------ ------ 95.57 30.45 4.83 33.65 312 209 PEAK
Avg	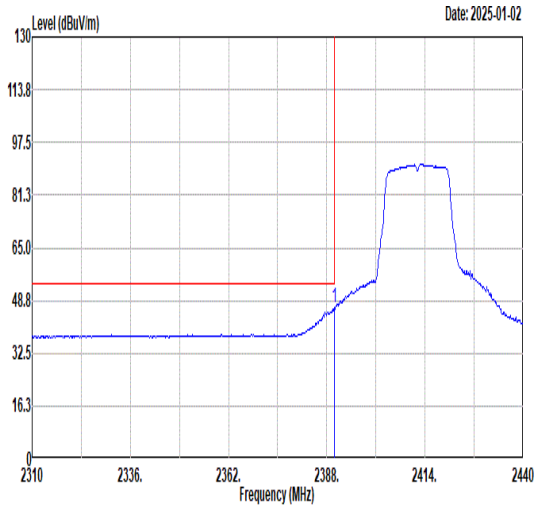 Freq Level Limit Line Margin Read Level Ant Factor Cable Loss Preamp Factor APos TPos Remark MHz dBuV/m dBuV/m dB dBuV dB/m dB dB cm deg 1 2389.95 46.45 54.00 -7.55 44.91 30.44 4.80 33.70 312 209 AVERAGE	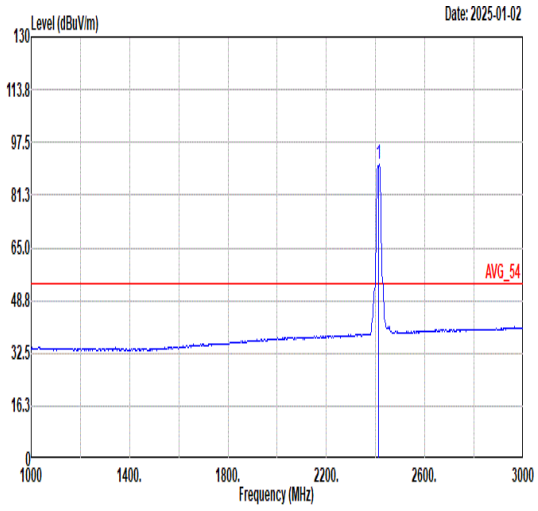 Freq Level Limit Line Margin Read Level Ant Factor Cable Loss Preamp Factor APos TPos Remark MHz dBuV/m dBuV/m dB dBuV dB/m dB dB cm deg 1 2412.00 90.54 ------ ------ 88.93 30.45 4.82 33.66 312 209 AVERAGE

Mode	4	
	Band Edge	
	2400-2483.5_802.11g_CH01_2412MHz	
ANT	6	
Pol.	Vertical	Fundamental
Peak	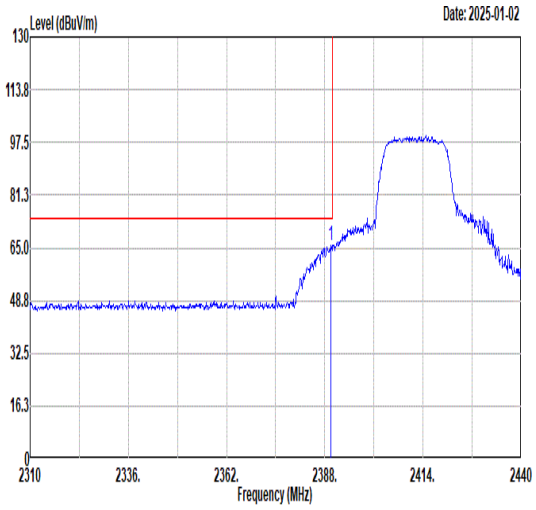 Freq Level Limit Line Margin Read Level Ant Factor Cable Loss Preamp Factor APos TPos Remark MHz dBuV/m dBuV/m dB dBuV dB/m dB dB cm deg 1 2389.69 65.64 74.00 -8.36 64.10 30.44 4.80 33.70 134 243 PEAK	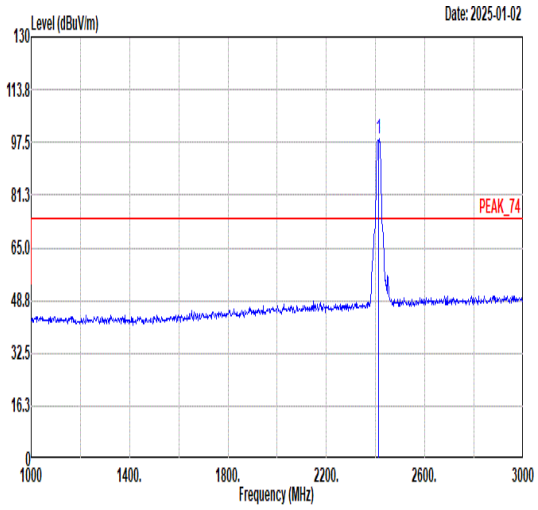 Freq Level Limit Line Margin Read Level Ant Factor Cable Loss Preamp Factor APos TPos Remark MHz dBuV/m dBuV/m dB dBuV dB/m dB dB cm deg 1 2412.00 98.67 ------ ------ 97.06 30.45 4.82 33.66 134 243 PEAK
Avg	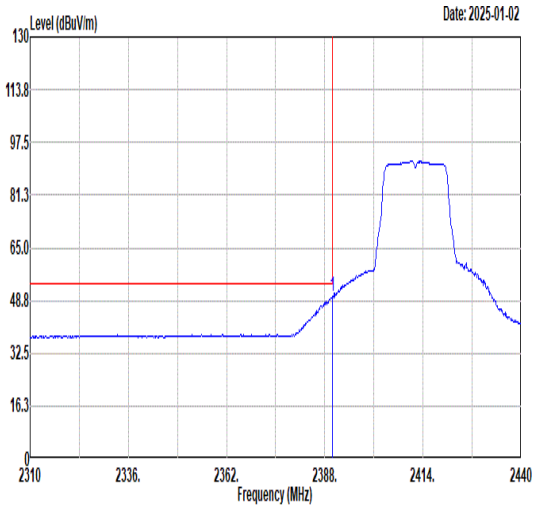 Freq Level Limit Line Margin Read Level Ant Factor Cable Loss Preamp Factor APos TPos Remark MHz dBuV/m dBuV/m dB dBuV dB/m dB dB cm deg 1 2389.95 49.86 54.00 -4.14 48.32 30.44 4.80 33.70 134 243 AVERAGE	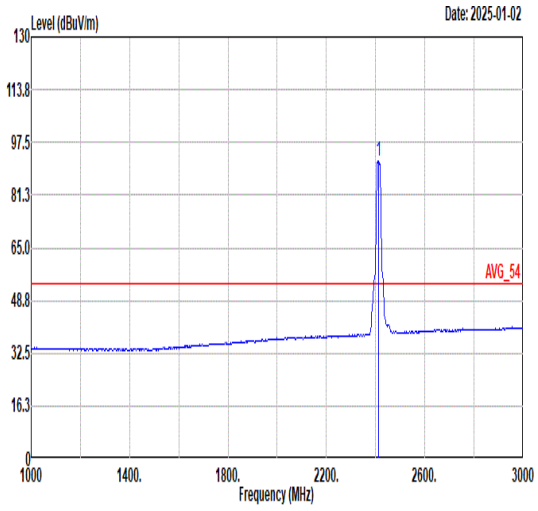 Freq Level Limit Line Margin Read Level Ant Factor Cable Loss Preamp Factor APos TPos Remark MHz dBuV/m dBuV/m dB dBuV dB/m dB dB cm deg 1 2412.00 91.52 ------ ------ 89.91 30.45 4.82 33.66 134 243 AVERAGE

Mode	4	
	Harmonic	
	2400-2483.5_802.11g_CH01_2412MHz	
ANT	6	
Pol.	Horizontal	Vertical
Peak Avg	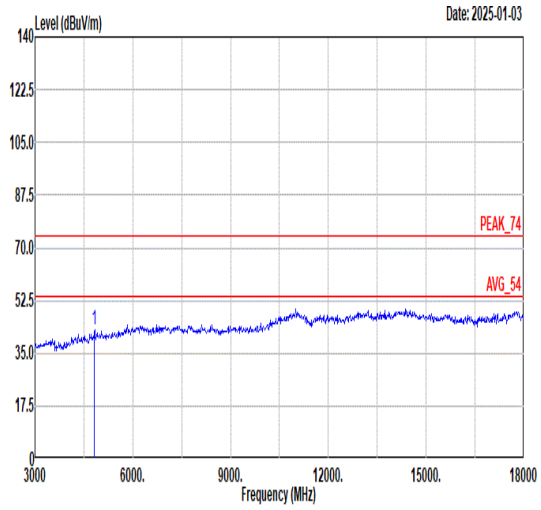 Freq Level Limit Line Margin Read Level Ant Factor Cable Loss Preamp Factor APos TPos Remark MHz dBuV/m dBuV/m dB dBuV dB/m dB dB cm deg 1 4824.00 42.83 74.00 -31.17 66.48 33.83 7.75 65.23 -- -- Peak	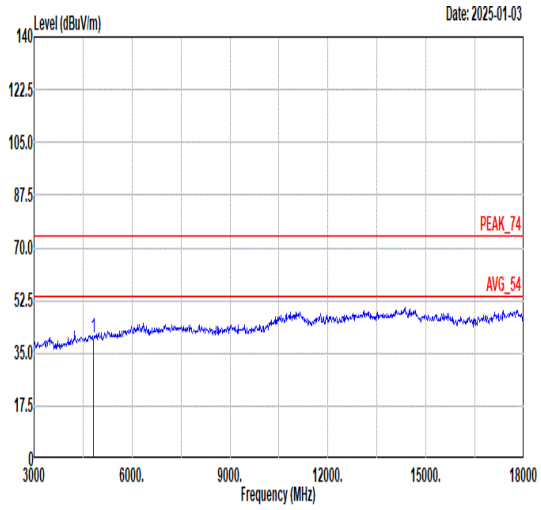 Freq Level Limit Line Margin Read Level Ant Factor Cable Loss Preamp Factor APos TPos Remark MHz dBuV/m dBuV/m dB dBuV dB/m dB dB cm deg 1 4824.00 40.32 74.00 -33.68 63.97 33.83 7.75 65.23 -- -- Peak

Mode	5	
	Harmonic	
	2400-2483.5_802.11g_CH06_2437MHz	
ANT	6	
Pol.	Horizontal	Vertical
Peak Avg	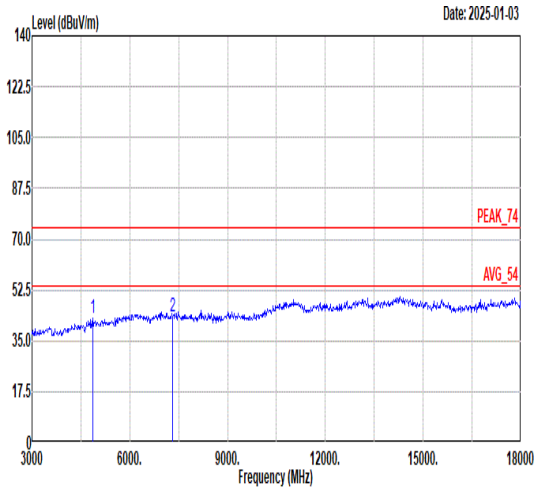 Freq Level Limit Line Margin Read Level Ant Factor Cable Loss Preamp Factor APos TPos Remark MHz dBuV/m dBuV/m dB dBuV dB/m dB dB cm deg 1 4874.00 42.79 74.00 -31.21 66.42 33.85 7.77 65.25 -- -- Peak 2 7311.00 43.45 74.00 -30.55 62.87 36.30 8.93 64.65 -- -- Peak	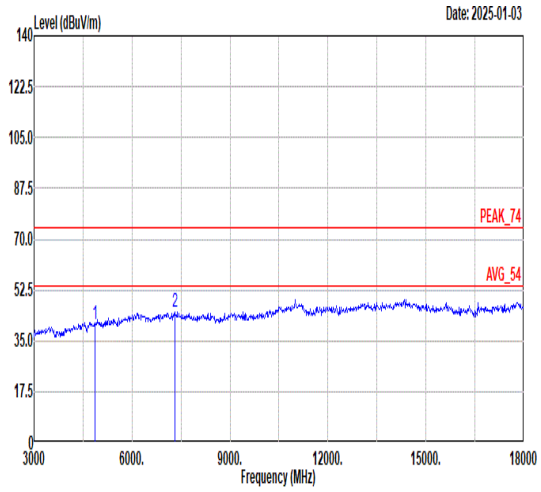 Freq Level Limit Line Margin Read Level Ant Factor Cable Loss Preamp Factor APos TPos Remark MHz dBuV/m dBuV/m dB dBuV dB/m dB dB cm deg 1 4874.00 40.54 74.00 -33.46 64.17 33.85 7.77 65.25 -- -- Peak 2 7311.00 44.75 74.00 -29.25 64.17 36.30 8.93 64.65 -- -- Peak

Mode	6	
	Band Edge	
	2400-2483.5_802.11g_CH11_2462MHz	
ANT	6	
Pol.	Horizontal	Fundamental
Peak	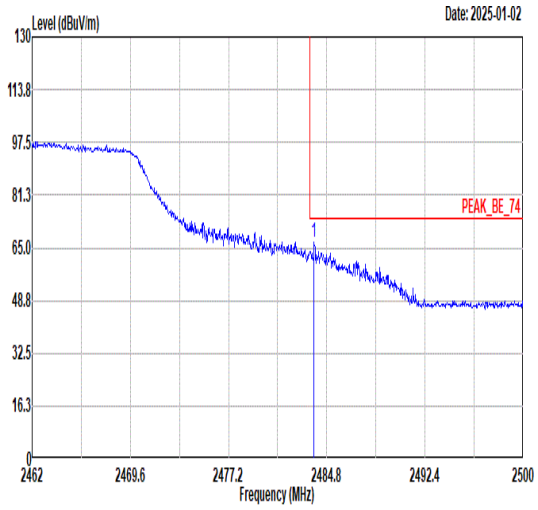 Freq Level Limit Line Margin Read Level Ant Factor Cable Loss Preamp Factor APos TPos Remark 1 2483.81 66.55 74.00 -7.45 64.67 30.49 4.92 33.53 131 342 PEAK	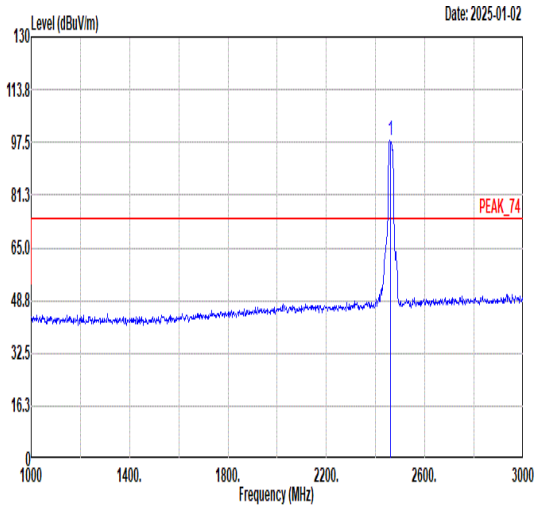 Freq Level Limit Line Margin Read Level Ant Factor Cable Loss Preamp Factor APos TPos Remark 1 2462.00 98.14 ------ ------ 96.36 30.48 4.88 33.58 131 342 PEAK
Avg	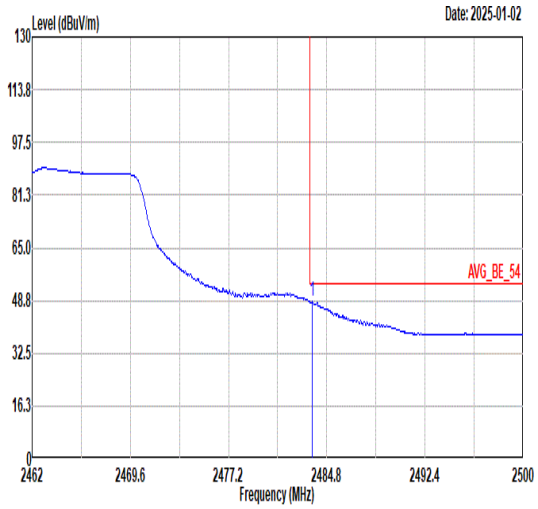 Freq Level Limit Line Margin Read Level Ant Factor Cable Loss Preamp Factor APos TPos Remark 1 2483.70 48.38 54.00 -5.62 46.50 30.49 4.92 33.53 131 342 AVERAGE	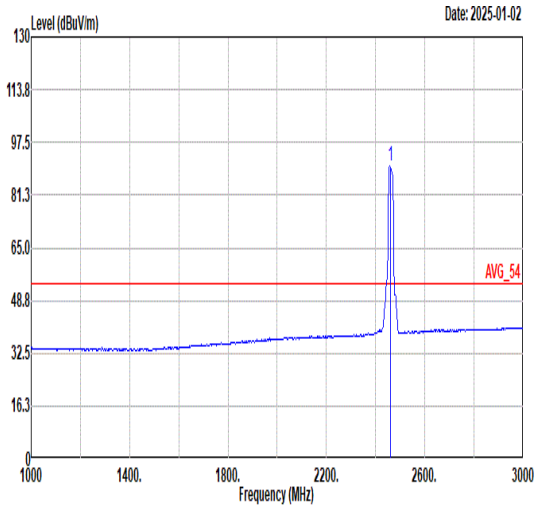 Freq Level Limit Line Margin Read Level Ant Factor Cable Loss Preamp Factor APos TPos Remark 1 2462.00 90.24 ------ ------ 88.46 30.48 4.88 33.58 131 342 AVERAGE

Mode	6	
	Band Edge	
	2400-2483.5_802.11g_CH11_2462MHz	
ANT	6	
Pol.	Vertical	Fundamental
Peak	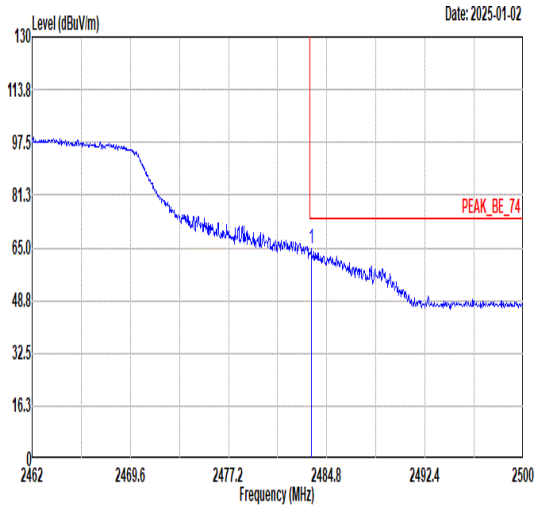 Freq Level Limit Line Margin Read Level Ant Factor Cable Loss Preamp Factor APos TPos Remark MHz dBuV/m dBuV/m dB dBuV dB/m dB dB cm deg 1 2483.58 64.70 74.00 -9.30 62.82 30.49 4.92 33.53 276 273 PEAK	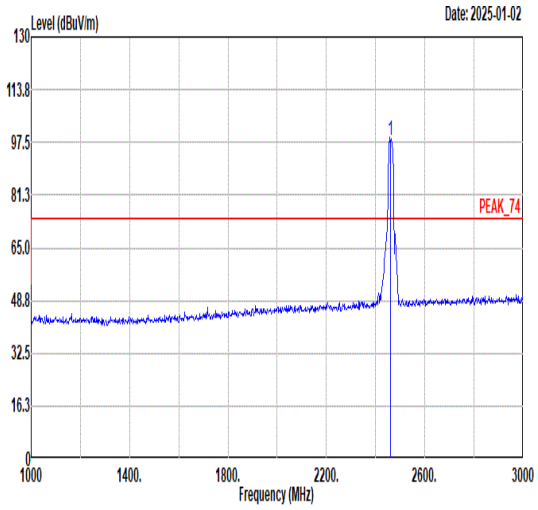 Freq Level Limit Line Margin Read Level Ant Factor Cable Loss Preamp Factor APos TPos Remark MHz dBuV/m dBuV/m dB dBuV dB/m dB dB cm deg 1 2462.00 98.06 74.00 24.06 96.28 30.48 4.88 33.58 276 273 PEAK
Avg	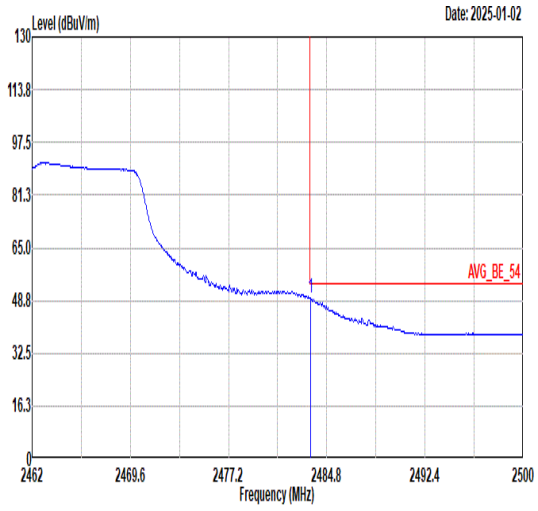 Freq Level Limit Line Margin Read Level Ant Factor Cable Loss Preamp Factor APos TPos Remark MHz dBuV/m dBuV/m dB dBuV dB/m dB dB cm deg 1 2483.55 49.49 54.00 -4.51 47.61 30.49 4.92 33.53 276 273 AVERAGE	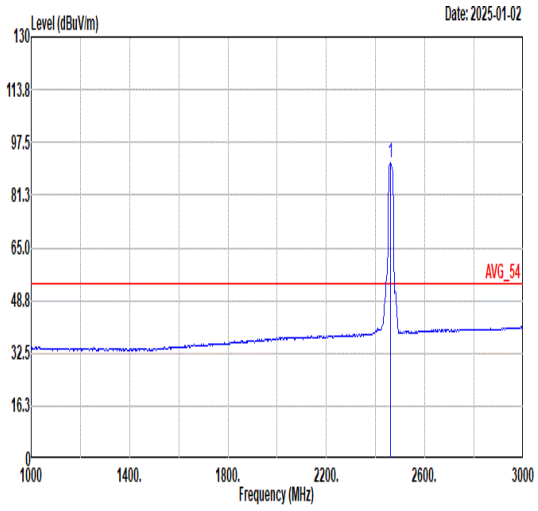 Freq Level Limit Line Margin Read Level Ant Factor Cable Loss Preamp Factor APos TPos Remark MHz dBuV/m dBuV/m dB dBuV dB/m dB dB cm deg 1 2462.00 91.38 ------ ------ 89.59 30.48 4.89 33.58 276 273 AVERAGE

Mode	6	
	Harmonic	
	2400-2483.5_802.11g_CH11_2462MHz	
ANT	6	
Pol.	Horizontal	Vertical
Peak Avg	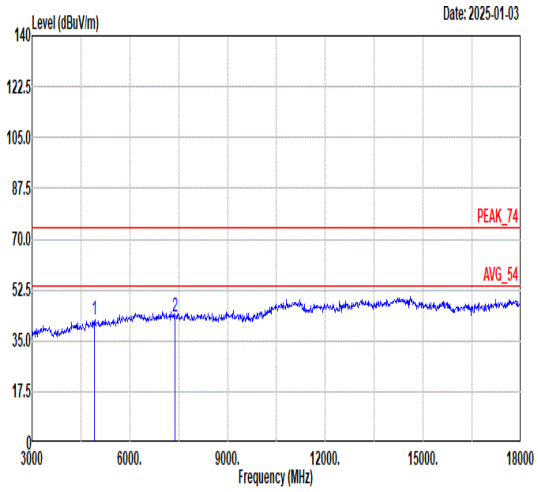 Freq Level Limit Line Margin Read Level Ant Factor Cable Loss Preamp Factor APos TPos Remark MHz dBuV/m dBuV/m dB dBuV dB/m dB dB cm deg 1 4924.00 42.21 74.00 -31.79 65.82 33.87 7.79 65.27 -- -- Peak 2 7386.00 43.56 74.00 -30.44 62.68 36.30 9.17 64.59 -- -- Peak	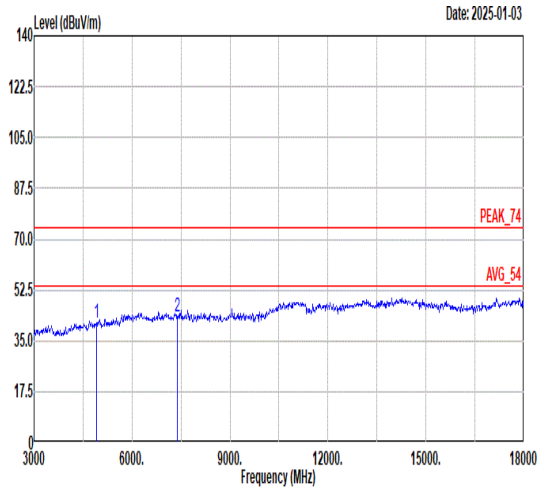 Freq Level Limit Line Margin Read Level Ant Factor Cable Loss Preamp Factor APos TPos Remark MHz dBuV/m dBuV/m dB dBuV dB/m dB dB cm deg 1 4924.00 41.28 74.00 -32.72 64.89 33.87 7.79 65.27 -- -- Peak 2 7386.00 43.40 74.00 -30.60 62.52 36.30 9.17 64.59 -- -- Peak

Mode	7	
	Band Edge	
	2400-2483.5_802.11ax HE20_CH01_Full RU _2412MHz	
ANT	6	
Pol.	Horizontal	Fundamental
Peak	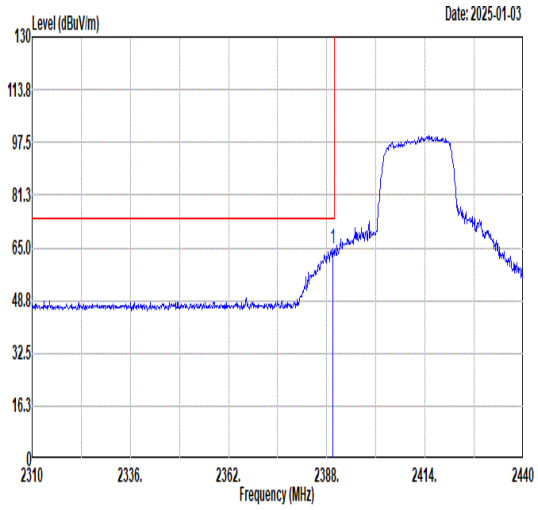 Freq Level Limit Line Margin Read Level Ant Factor Cable Loss Preamp Factor APos TPos Remark MHz dBuV/m dBuV/m dB dBuV dB/m dB dB cm deg 1 2389.69 64.95 74.00 -9.05 63.41 30.44 4.80 33.70 131 304 PEAK	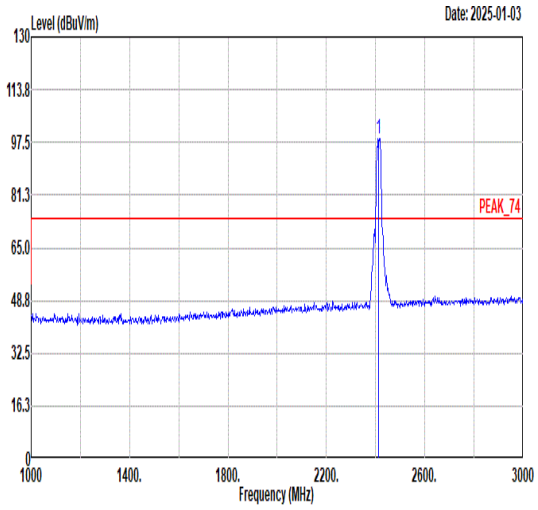 Freq Level Limit Line Margin Read Level Ant Factor Cable Loss Preamp Factor APos TPos Remark MHz dBuV/m dBuV/m dB dBuV dB/m dB dB cm deg 1 2412.00 98.64 ------ ------ 97.01 30.45 4.83 33.65 131 304 PEAK
Avg	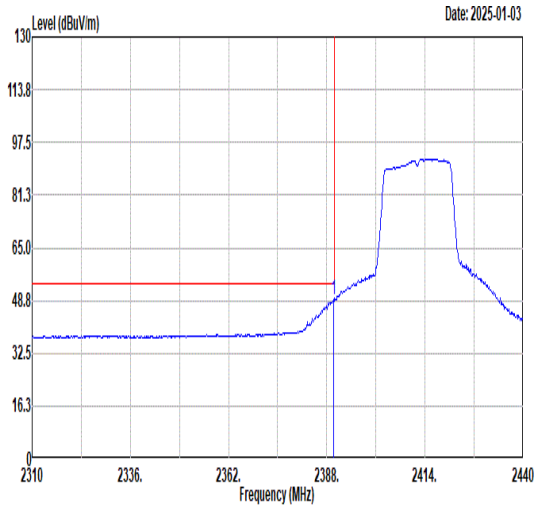 Freq Level Limit Line Margin Read Level Ant Factor Cable Loss Preamp Factor APos TPos Remark MHz dBuV/m dBuV/m dB dBuV dB/m dB dB cm deg 1 2389.82 48.90 54.00 -5.10 47.36 30.44 4.80 33.70 131 304 AVERAGE	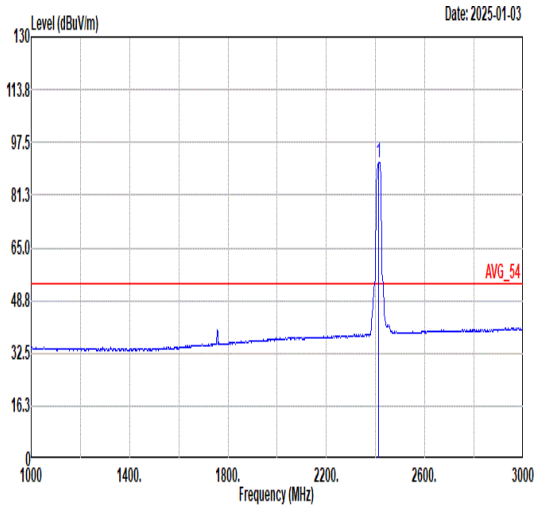 Freq Level Limit Line Margin Read Level Ant Factor Cable Loss Preamp Factor APos TPos Remark MHz dBuV/m dBuV/m dB dBuV dB/m dB dB cm deg 1 2412.00 91.30 ------ ------ 89.68 30.45 4.83 33.66 131 304 AVERAGE

Mode	7	
	Band Edge	
	2400-2483.5_802.11ax HE20_CH01_Full RU _2412MHz	
ANT	6	
Pol.	Vertical	Fundamental
Peak	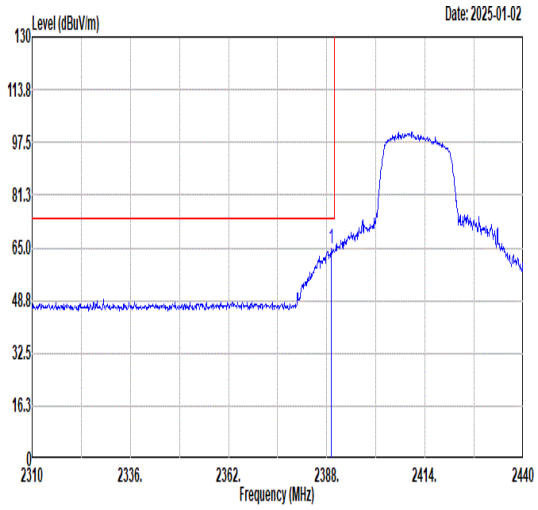 Freq Level Limit Line Margin Read Level Ant Factor Cable Loss Preamp Factor APos TPos Remark MHz dBuV/m dBuV/m dB dBuV dB/m dB dB cm deg 1 2389.17 64.96 74.00 -9.04 63.45 30.43 4.79 33.71 100 264 PEAK	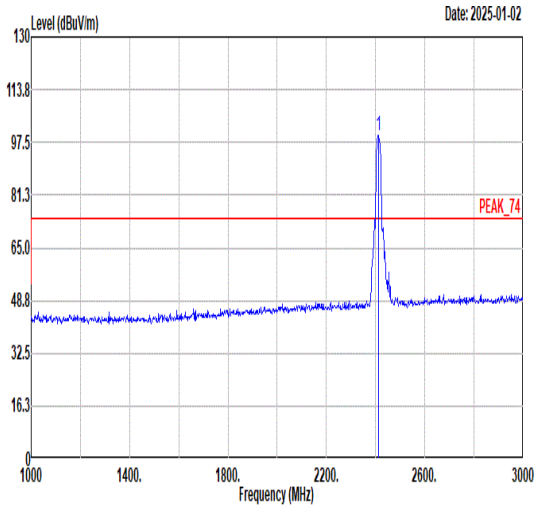 Freq Level Limit Line Margin Read Level Ant Factor Cable Loss Preamp Factor APos TPos Remark MHz dBuV/m dBuV/m dB dBuV dB/m dB dB cm deg 1 2412.00 99.56 ------ ------ 97.96 30.45 4.82 33.67 100 264 PEAK
Avg	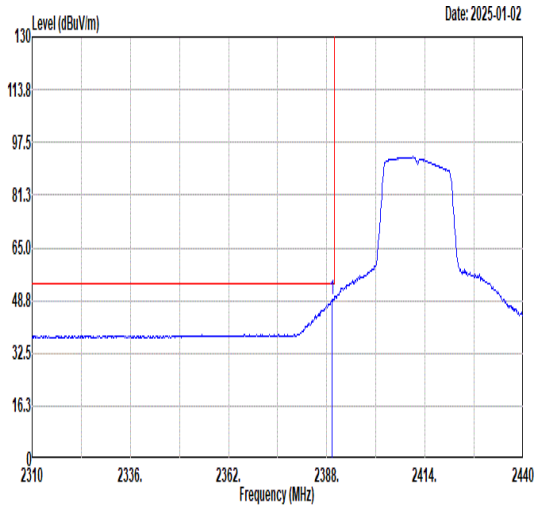 Freq Level Limit Line Margin Read Level Ant Factor Cable Loss Preamp Factor APos TPos Remark MHz dBuV/m dBuV/m dB dBuV dB/m dB dB cm deg 1 2389.43 49.22 54.00 -4.78 47.69 30.44 4.80 33.71 100 264 AVERAGE	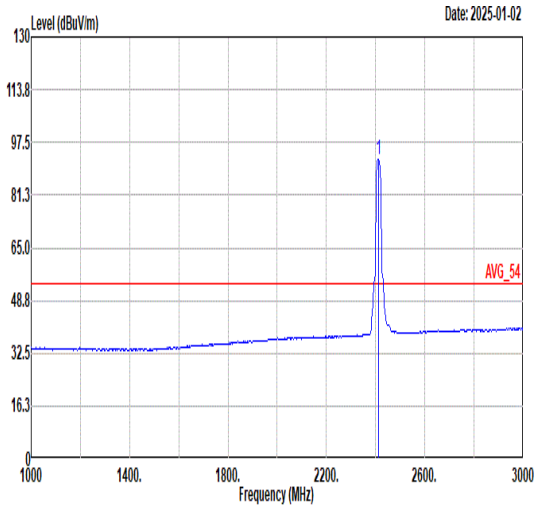 Freq Level Limit Line Margin Read Level Ant Factor Cable Loss Preamp Factor APos TPos Remark MHz dBuV/m dBuV/m dB dBuV dB/m dB dB cm deg 1 2412.00 92.45 ------ ------ 90.85 30.45 4.82 33.67 100 264 AVERAGE

Mode	7	
	Harmonic	
	2400-2483.5_802.11ax HE20_CH01_Full RU _2412MHz	
ANT	6	
Pol.	Horizontal	Vertical
Peak Avg	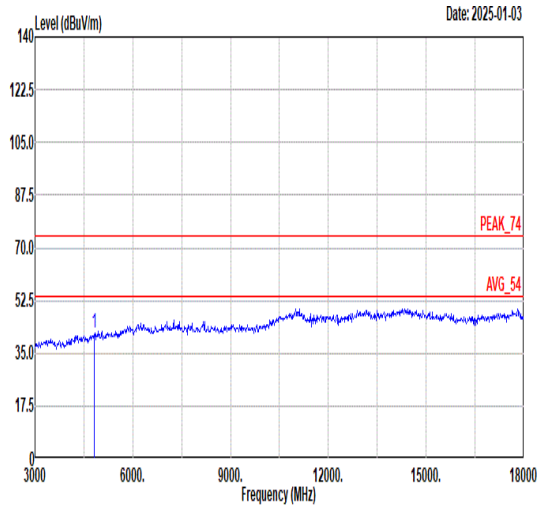 Freq Level Limit Line Margin Read Level Ant Factor Cable Loss Preamp Factor APos TPos Remark MHz dBuV/m dBuV/m dB dBuV dB/m dB dB cm deg 1 4824.00 41.90 74.00 -32.10 65.55 33.83 7.75 65.23 -- -- Peak	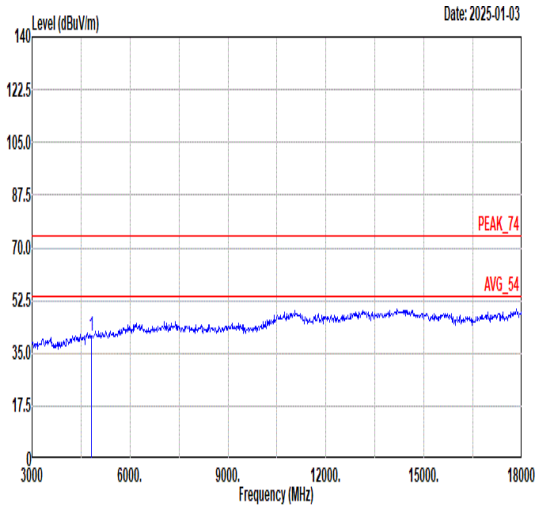 Freq Level Limit Line Margin Read Level Ant Factor Cable Loss Preamp Factor APos TPos Remark MHz dBuV/m dBuV/m dB dBuV dB/m dB dB cm deg 1 4824.00 40.66 74.00 -33.34 64.31 33.83 7.75 65.23 -- -- Peak

Mode	8	
	Band Edge - L	
	2400-2483.5_802.11ax HE20_CH06_Full RU _2437MHz	
ANT	6	
Pol.	Horizontal	Fundamental
Peak	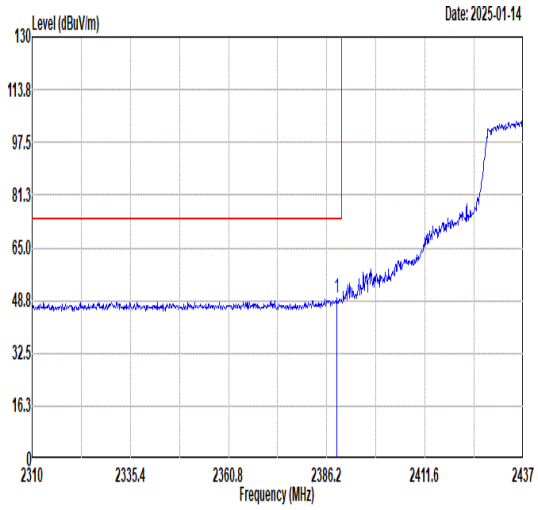 Freq Level Limit Line Margin Read Level Ant Factor Cable Loss Preamp Factor APos TPos Remark MHz dBuV/m dBuV/m dB dBuV dB/m dB dB cm deg 1 2388.74 49.69 74.00 -24.31 48.18 30.43 4.79 33.71 255 321 PEAK	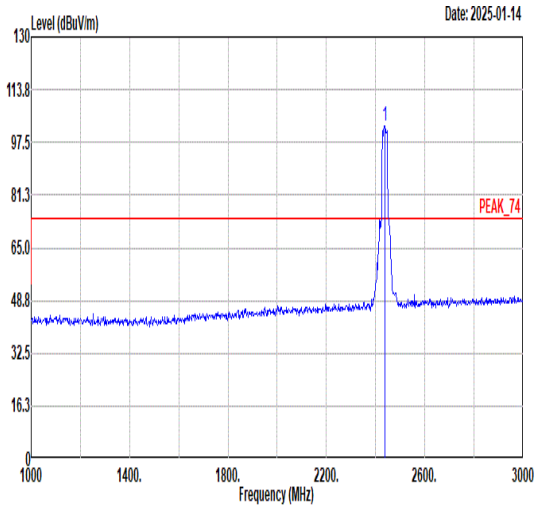 Freq Level Limit Line Margin Read Level Ant Factor Cable Loss Preamp Factor APos TPos Remark MHz dBuV/m dBuV/m dB dBuV dB/m dB dB cm deg 1 2437.00 102.76 ------ ------ 101.07 30.46 4.85 33.62 255 321 PEAK
Avg	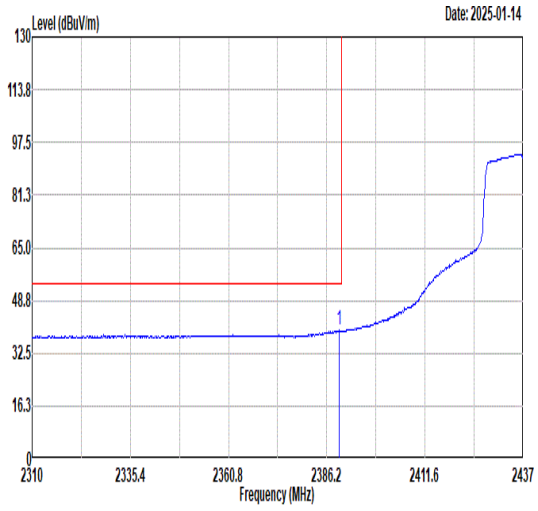 Freq Level Limit Line Margin Read Level Ant Factor Cable Loss Preamp Factor APos TPos Remark MHz dBuV/m dBuV/m dB dBuV dB/m dB dB cm deg 1 2389.38 39.59 54.00 -14.41 38.06 30.44 4.80 33.71 255 321 AVERAGE	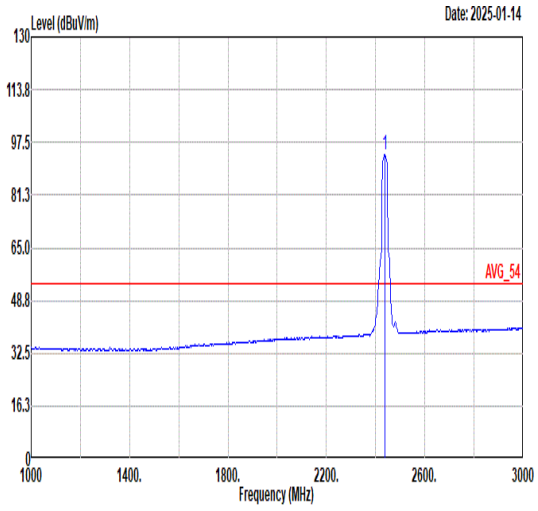 Freq Level Limit Line Margin Read Level Ant Factor Cable Loss Preamp Factor APos TPos Remark MHz dBuV/m dBuV/m dB dBuV dB/m dB dB cm deg 1 2437.00 93.64 ------ ------ 91.95 30.46 4.85 33.62 255 321 AVERAGE

Mode	8	
	Band Edge - R	
	2400-2483.5_802.11ax HE20_CH06_Full RU _2437MHz	
ANT	6	
Pol.	Horizontal	Fundamental
Peak	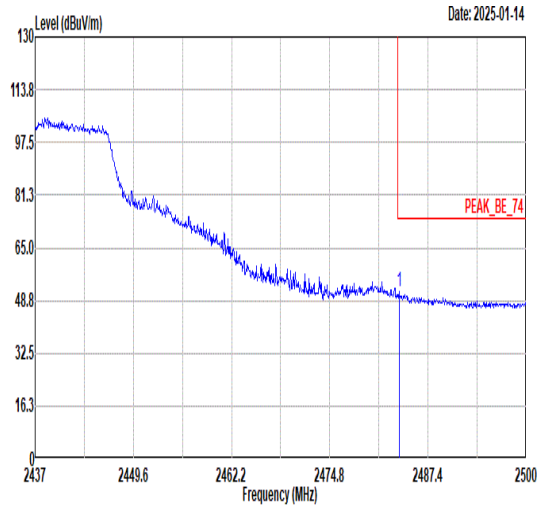 Freq Level Limit Line Margin Read Level Ant Factor Cable Loss Preamp Factor APos TPos Remark MHz dBuV/m dBuV/m dB dBuV dB/m dB dB cm deg 1 2483.68 51.54 74.00 -22.46 49.66 30.49 4.92 33.53 255 321 PEAK	Blank
Avg	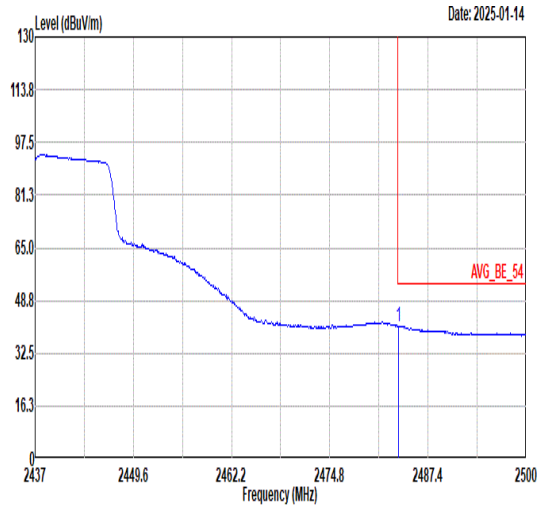 Freq Level Limit Line Margin Read Level Ant Factor Cable Loss Preamp Factor APos TPos Remark MHz dBuV/m dBuV/m dB dBuV dB/m dB dB cm deg 1 2483.62 40.84 54.00 -13.16 38.96 30.49 4.92 33.53 255 321 AVERAGE	Blank

Mode	8	
	Band Edge - L	
	2400-2483.5_802.11ax HE20_CH06_Full RU _2437MHz	
ANT	6	
Pol.	Vertical	Fundamental
Peak	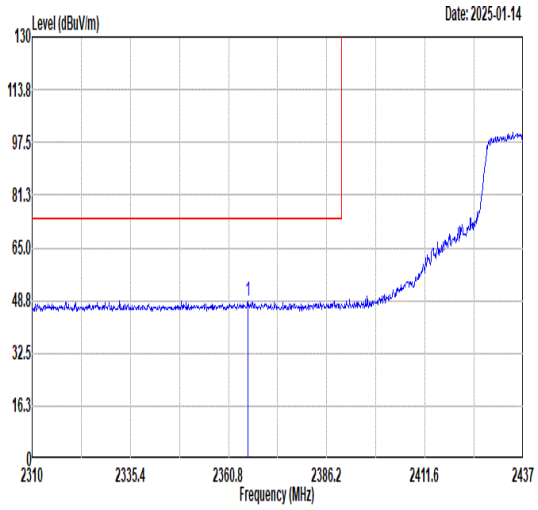 Freq Level Limit Line Margin Read Level Ant Factor Cable Loss Preamp Factor APos TPos Remark MHz dBuV/m dBuV/m dB dBuV dB/m dB dB cm deg 1 2365.88 48.78 74.00 -25.22 47.34 30.42 4.77 33.75 389 232 PEAK	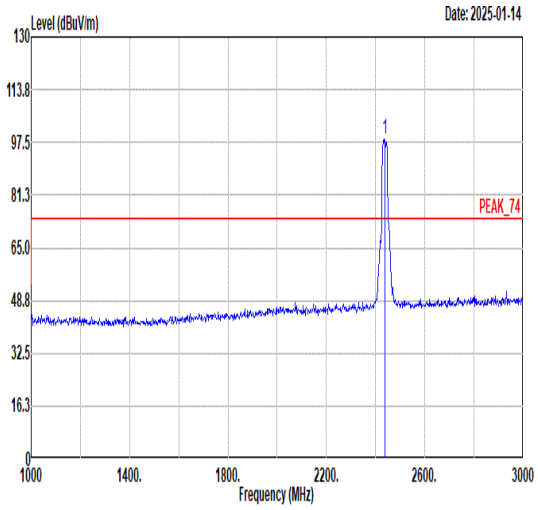 Freq Level Limit Line Margin Read Level Ant Factor Cable Loss Preamp Factor APos TPos Remark MHz dBuV/m dBuV/m dB dBuV dB/m dB dB cm deg 1 2437.00 98.47 ------ ------ 96.78 30.46 4.85 33.62 389 232 PEAK
Avg	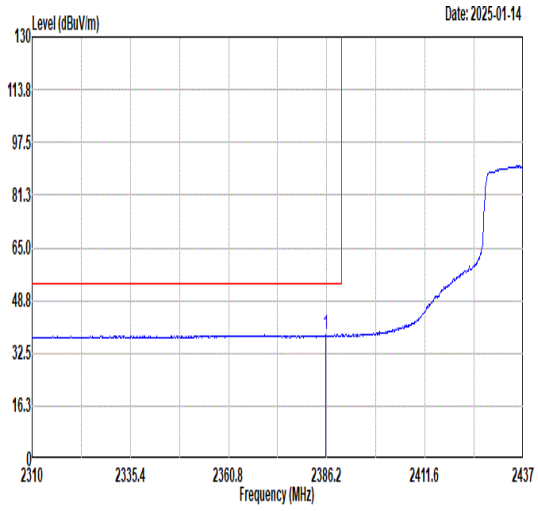 Freq Level Limit Line Margin Read Level Ant Factor Cable Loss Preamp Factor APos TPos Remark MHz dBuV/m dBuV/m dB dBuV dB/m dB dB cm deg 1 2385.95 38.27 54.00 -15.73 36.76 30.43 4.79 33.71 389 232 AVERAGE	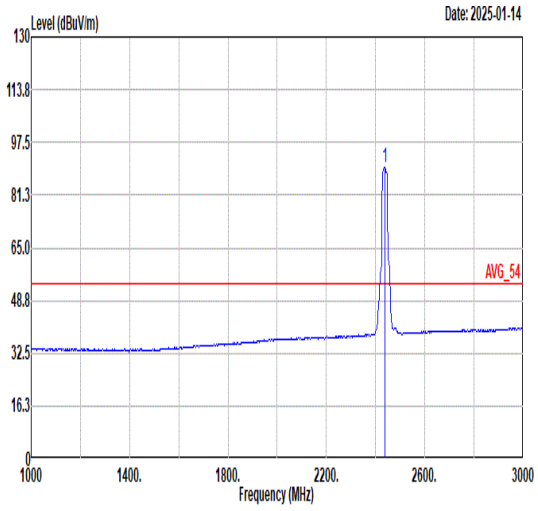 Freq Level Limit Line Margin Read Level Ant Factor Cable Loss Preamp Factor APos TPos Remark MHz dBuV/m dBuV/m dB dBuV dB/m dB dB cm deg 1 2437.00 89.99 ------ ------ 88.30 30.46 4.85 33.62 389 232 AVERAGE

Mode	8	
	Band Edge - R	
	2400-2483.5_802.11ax HE20_CH06_Full RU _2437MHz	
ANT	6	
Pol.	Vertical	Fundamental
Peak	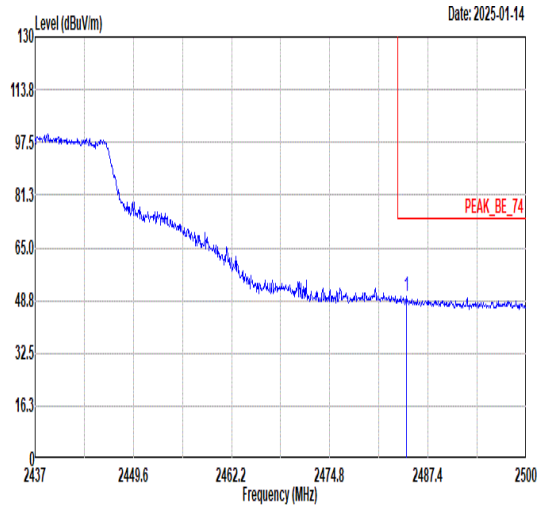 Freq Level Limit Line Margin Read Level Ant Factor Cable Loss Preamp Factor APos TPos Remark MHz dBuV/m dBuV/m dB dBuV dB/m dB dB cm deg 1 2484.63 50.18 74.00 -23.82 48.30 30.49 4.92 33.53 389 232 PEAK	Blank
Avg	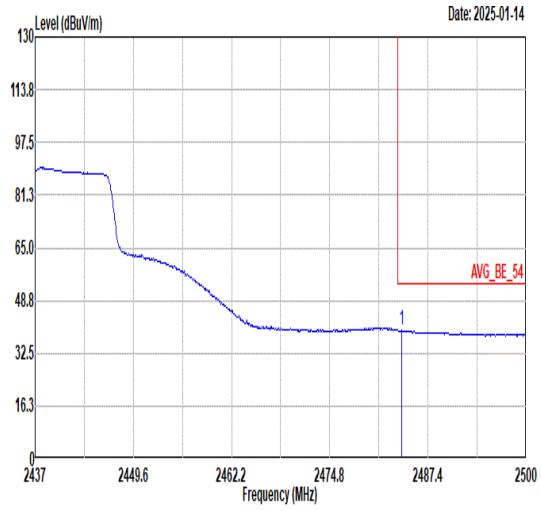 Freq Level Limit Line Margin Read Level Ant Factor Cable Loss Preamp Factor APos TPos Remark MHz dBuV/m dBuV/m dB dBuV dB/m dB dB cm deg 1 2484.06 39.81 54.00 -14.19 37.93 30.49 4.92 33.53 389 232 AVERAGE	Blank

Mode	8	
	Harmonic	
	2400-2483.5_802.11ax HE20_CH06_Full RU _2437MHz	
ANT	6	
Pol.	Horizontal	Vertical
Peak Avg	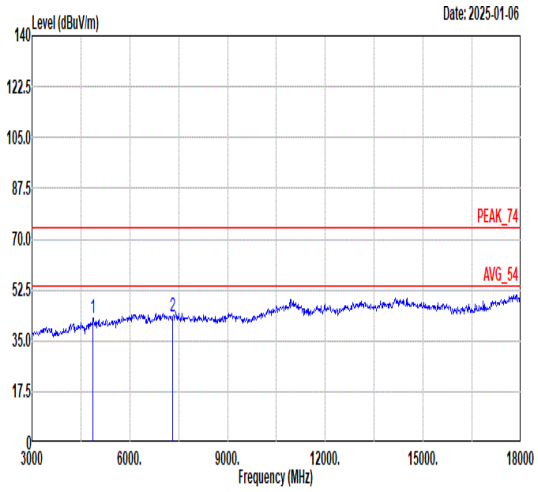 Freq Level Limit Line Margin Read Level Ant Factor Cable Loss Preamp Factor APos TPos Remark MHz dBuV/m dBuV/m dB dBuV dB/m dB dB cm deg 1 4874.00 43.05 74.00 -30.95 66.68 33.85 7.77 65.25 -- -- Peak 2 7311.00 43.52 74.00 -30.48 62.94 36.30 8.93 64.65 -- -- Peak	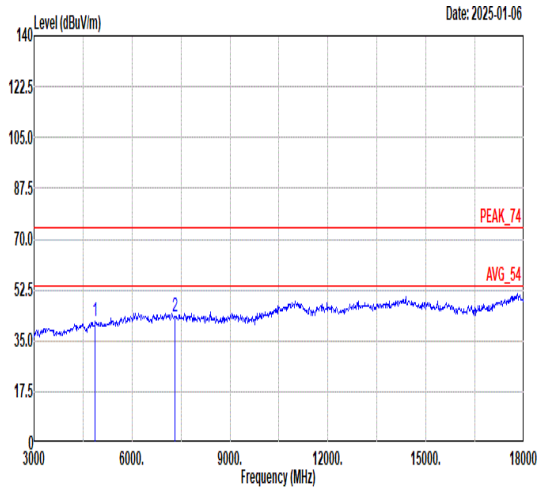 Freq Level Limit Line Margin Read Level Ant Factor Cable Loss Preamp Factor APos TPos Remark MHz dBuV/m dBuV/m dB dBuV dB/m dB dB cm deg 1 4874.00 41.54 74.00 -32.46 65.17 33.85 7.77 65.25 -- -- Peak 2 7311.00 43.11 74.00 -30.89 62.53 36.30 8.93 64.65 -- -- Peak

Mode	9	
	Band Edge	
	2400-2483.5_802.11ax HE20_CH11_Full RU _2462MHz	
ANT	6	
Pol.	Horizontal	Fundamental
Peak	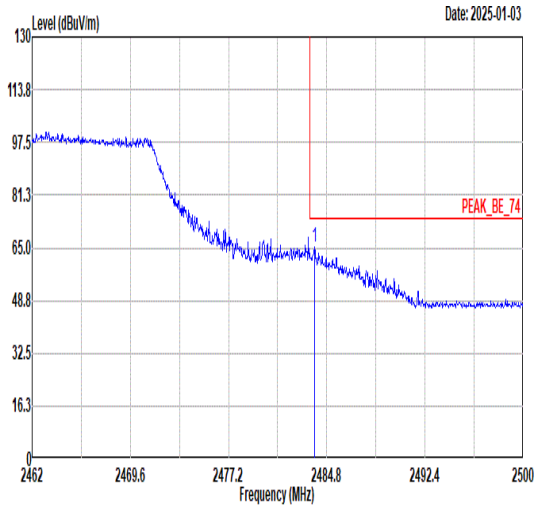 Freq Level Limit Line Margin Read Level Ant Factor Cable Loss Preamp Factor APos TPos Remark MHz dBuV/m dBuV/m dB dBuV dB/m dB dB cm deg 1 2483.85 65.31 74.00 -8.69 63.43 30.49 4.92 33.53 273 311 PEAK	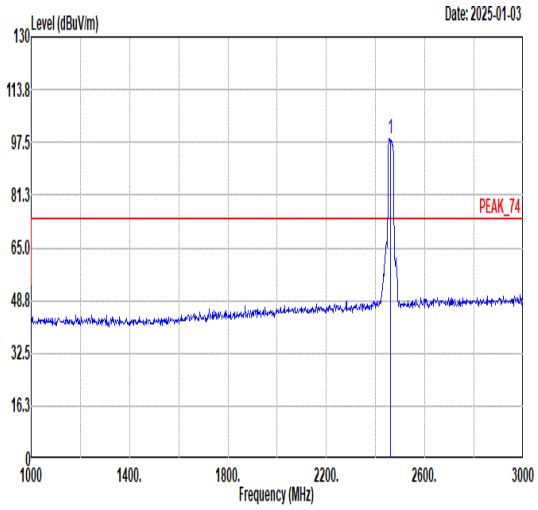 Freq Level Limit Line Margin Read Level Ant Factor Cable Loss Preamp Factor APos TPos Remark MHz dBuV/m dBuV/m dB dBuV dB/m dB dB cm deg 1 2462.00 98.60 ------ ------ 96.84 30.47 4.88 33.59 273 311 PEAK
Avg	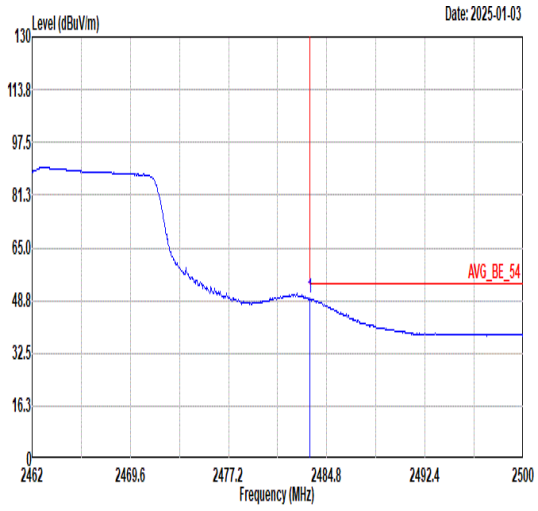 Freq Level Limit Line Margin Read Level Ant Factor Cable Loss Preamp Factor APos TPos Remark MHz dBuV/m dBuV/m dB dBuV dB/m dB dB cm deg 1 2483.51 49.51 54.00 -4.49 47.63 30.49 4.92 33.53 273 311 AVERAGE	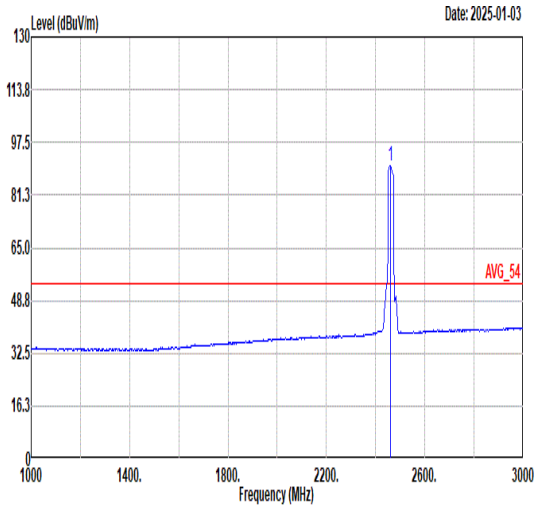 Freq Level Limit Line Margin Read Level Ant Factor Cable Loss Preamp Factor APos TPos Remark MHz dBuV/m dBuV/m dB dBuV dB/m dB dB cm deg 1 2462.00 90.20 ------ ------ 88.41 30.48 4.89 33.58 273 311 AVERAGE

Mode	9	
	Band Edge	
	2400-2483.5_802.11ax HE20_CH11_Full RU _2462MHz	
ANT	6	
Pol.	Vertical	Fundamental
Peak	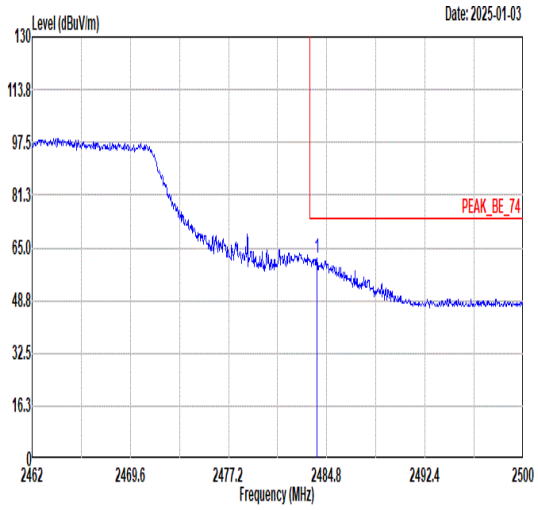 Limit Read Ant Cable Preamp APos TPos Freq Level Line Margin Level Factor Loss Factor Remark MHz dBuV/m dBuV/m dB dBuV dB/m dB dB cm deg 1 2484.04 61.68 74.00 -12.32 59.80 30.49 4.92 33.53 104 226 PEAK	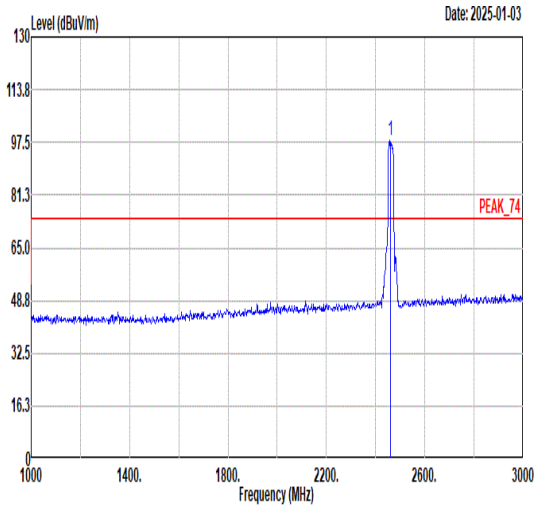 Limit Read Ant Cable Preamp APos TPos Freq Level Line Margin Level Factor Loss Factor Remark MHz dBuV/m dBuV/m dB dBuV dB/m dB dB cm deg 1 2462.00 98.34 ------ ------ 96.56 30.48 4.88 33.58 104 226 PEAK
Avg	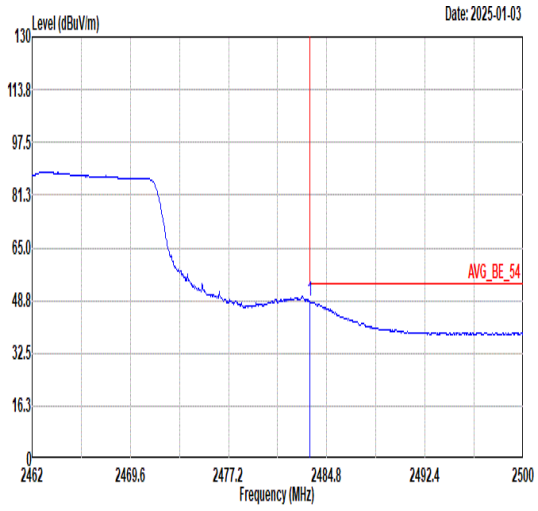 Limit Read Ant Cable Preamp APos TPos Freq Level Line Margin Level Factor Loss Factor Remark MHz dBuV/m dBuV/m dB dBuV dB/m dB dB cm deg 1 2483.51 48.59 54.00 -5.41 46.71 30.49 4.92 33.53 104 226 AVERAGE	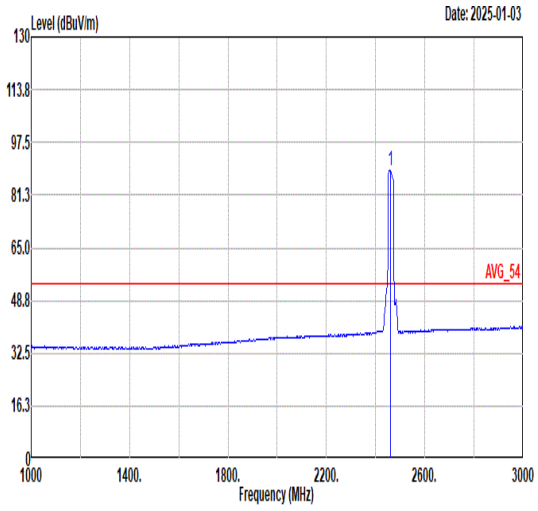 Limit Read Ant Cable Preamp APos TPos Freq Level Line Margin Level Factor Loss Factor Remark MHz dBuV/m dBuV/m dB dBuV dB/m dB dB cm deg 1 2462.00 89.00 ------ ------ 87.22 30.48 4.88 33.58 104 226 AVERAGE

Mode	9	
	Harmonic	
	2400-2483.5_802.11ax HE20_CH11_Full RU _2462MHz	
ANT	6	
Pol.	Horizontal	Vertical
Peak Avg	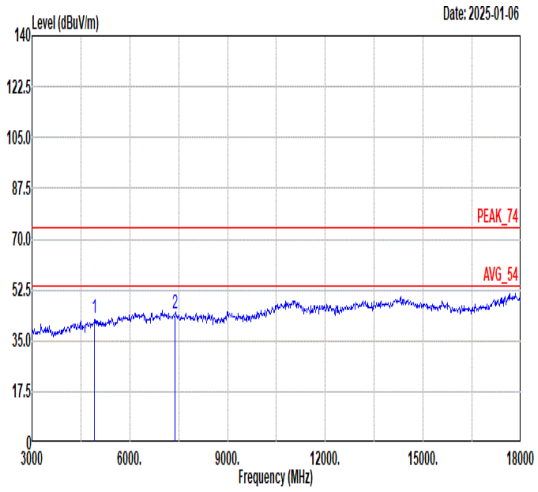 Freq Level Limit Line Margin Read Level Ant Factor Cable Loss Preamp Factor APos TPos Remark MHz dBuV/m dBuV/m dB dBuV dB/m dB dB cm deg 1 4924.00 42.58 74.00 -31.42 66.19 33.87 7.79 65.27 -- -- Peak 2 7386.00 44.29 74.00 -29.71 63.41 36.30 9.17 64.59 -- -- Peak	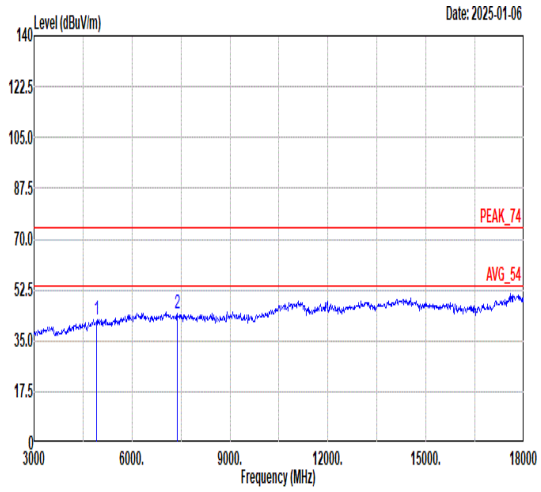 Freq Level Limit Line Margin Read Level Ant Factor Cable Loss Preamp Factor APos TPos Remark MHz dBuV/m dBuV/m dB dBuV dB/m dB dB cm deg 1 4924.00 42.17 74.00 -31.83 65.78 33.87 7.79 65.27 -- -- Peak 2 7386.00 44.30 74.00 -29.70 63.42 36.30 9.17 64.59 -- -- Peak

Mode	10	
	Band Edge - L	
	2400-2483.5_802.11ax HE40_CH03_Full RU _2422MHz	
ANT	6	
Pol.	Horizontal	Fundamental
Peak	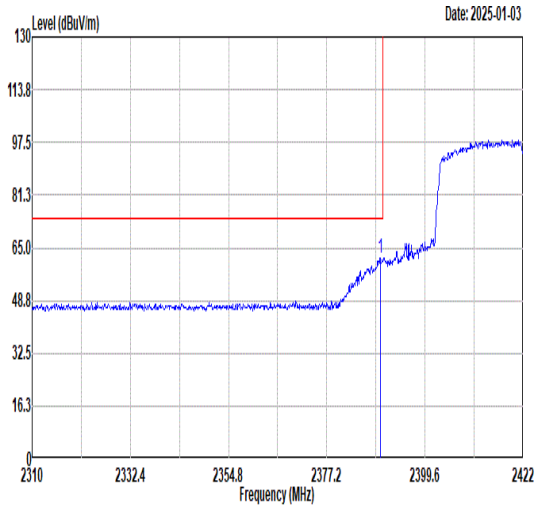 Freq Level Limit Line Margin Read Level Ant Factor Cable Loss Preamp Factor APos TPos Remark MHz dBuV/m dBuV/m dB dBuV dB/m dB dB cm deg 1 2389.41 62.01 74.00 -11.99 60.48 30.44 4.80 33.71 261 7 PEAK	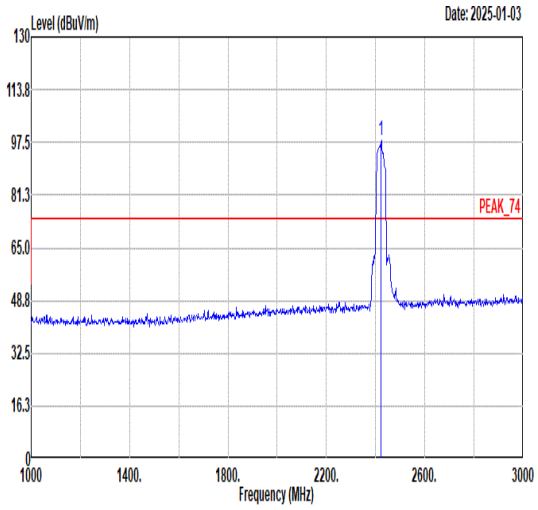 Freq Level Limit Line Margin Read Level Ant Factor Cable Loss Preamp Factor APos TPos Remark MHz dBuV/m dBuV/m dB dBuV dB/m dB dB cm deg 1 2422.00 97.92 ------ ------ 96.26 30.46 4.84 33.64 261 7 PEAK
Avg	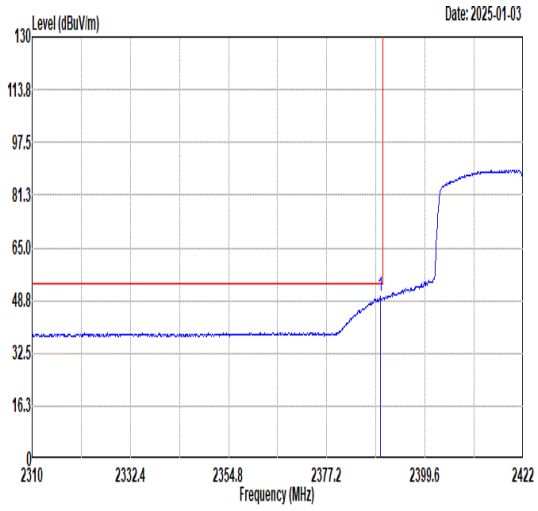 Freq Level Limit Line Margin Read Level Ant Factor Cable Loss Preamp Factor APos TPos Remark MHz dBuV/m dBuV/m dB dBuV dB/m dB dB cm deg 1 2389.41 49.84 54.00 -4.16 48.31 30.44 4.80 33.71 261 7 AVERAGE	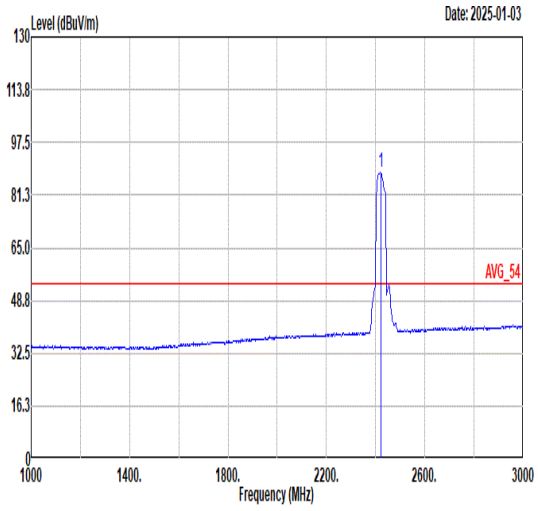 Freq Level Limit Line Margin Read Level Ant Factor Cable Loss Preamp Factor APos TPos Remark MHz dBuV/m dBuV/m dB dBuV dB/m dB dB cm deg 1 2422.00 88.17 ------ ------ 86.54 30.45 4.83 33.65 261 7 AVERAGE

Mode	10	
	Band Edge - R	
	2400-2483.5_802.11ax HE40_CH03_Full RU _2422MHz	
ANT	6	
Pol.	Horizontal	Fundamental
Peak	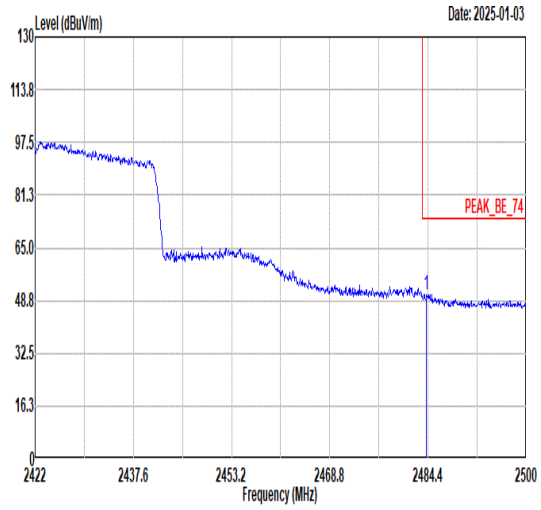 Freq Level Limit Line Margin Read Level Ant Factor Cable Loss Preamp Factor APos TPos Remark MHz dBuV/m dBuV/m dB dBuV dB/m dB dB cm deg 1 2484.17 50.69 74.00 -23.31 48.81 30.49 4.92 33.53 261 7 PEAK	Blank
Avg	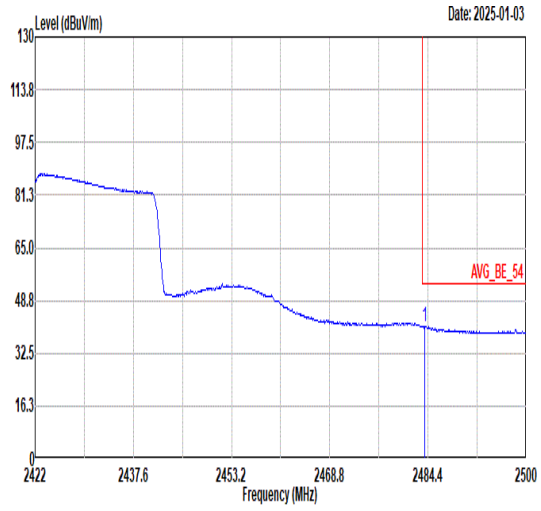 Freq Level Limit Line Margin Read Level Ant Factor Cable Loss Preamp Factor APos TPos Remark MHz dBuV/m dBuV/m dB dBuV dB/m dB dB cm deg 1 2483.93 40.92 54.00 -13.08 39.04 30.49 4.92 33.53 261 7 AVERAGE	Blank

Mode	10	
	Band Edge - L	
	2400-2483.5_802.11ax HE40_CH03_Full RU _2422MHz	
ANT	6	
Pol.	Vertical	Fundamental
Peak	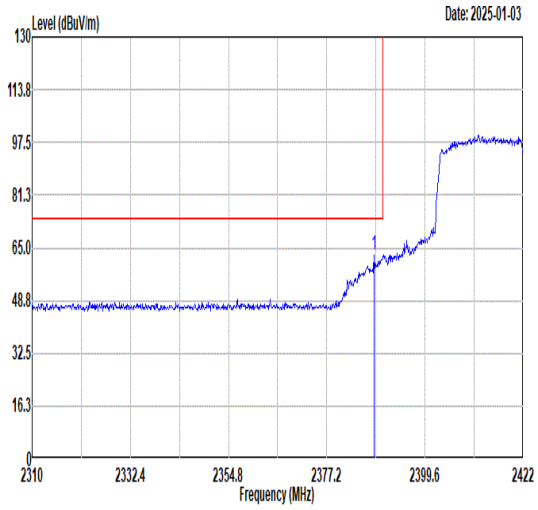 Limit Read Ant Cable Preamp APos TPos Freq Level Line Margin Level Factor Loss Factor Remark MHz dBuV/m dBuV/m dB dBuV dB/m dB dB cm deg 1 2388.06 62.70 74.00 -11.30 61.19 30.43 4.79 33.71 100 210 PEAK	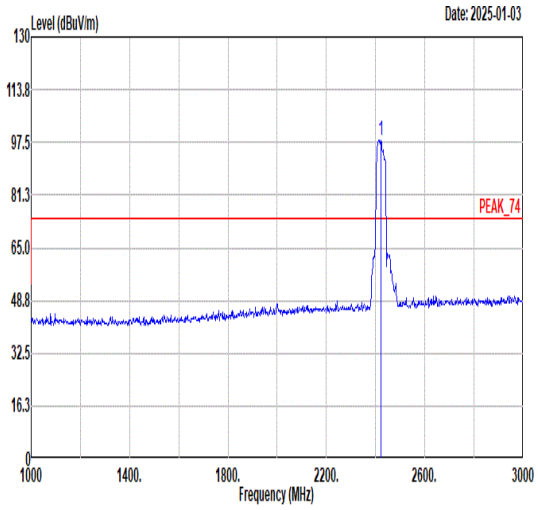 Limit Read Ant Cable Preamp APos TPos Freq Level Line Margin Level Factor Loss Factor Remark MHz dBuV/m dBuV/m dB dBuV dB/m dB dB cm deg 1 2422.00 98.33 ------ ------ 96.72 30.45 4.82 33.66 100 210 PEAK
Avg	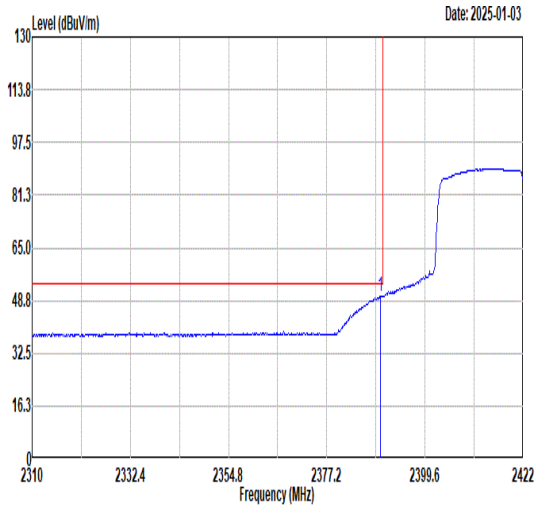 Limit Read Ant Cable Preamp APos TPos Freq Level Line Margin Level Factor Loss Factor Remark MHz dBuV/m dBuV/m dB dBuV dB/m dB dB cm deg 1 2389.52 50.21 54.00 -3.79 48.67 30.44 4.80 33.70 100 210 AVERAGE	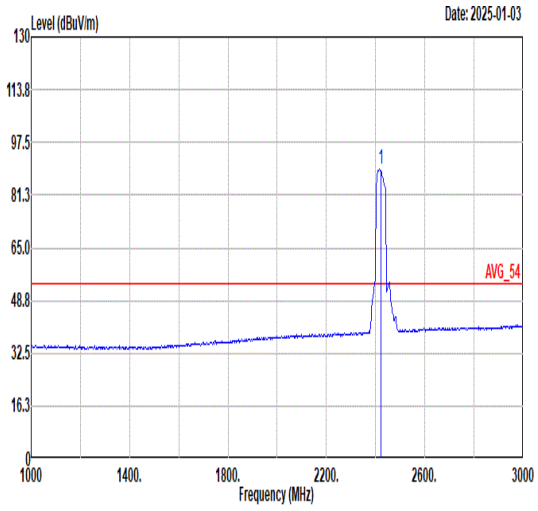 Limit Read Ant Cable Preamp APos TPos Freq Level Line Margin Level Factor Loss Factor Remark MHz dBuV/m dBuV/m dB dBuV dB/m dB dB cm deg 1 2422.00 89.32 ------ ------ 87.71 30.45 4.82 33.66 100 210 AVERAGE

Mode	10	
	Band Edge - R	
	2400-2483.5_802.11ax HE40_CH03_Full RU _2422MHz	
ANT	6	
Pol.	Vertical	Fundamental
Peak	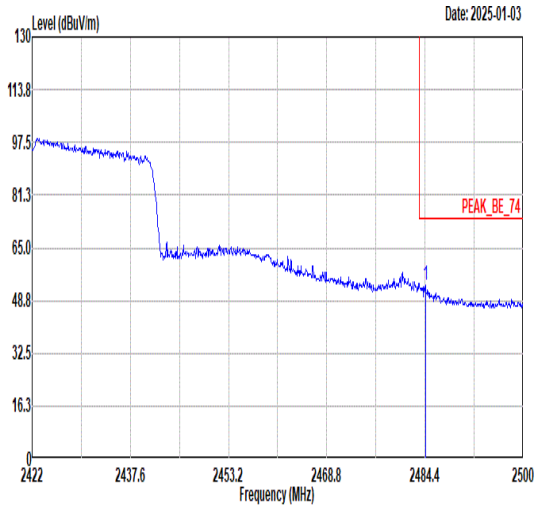 Freq Level Limit Line Margin Read Level Ant Factor Cable Loss Preamp Factor APos TPos Remark MHz dBuV/m dBuV/m dB dBuV dB/m dB dB cm deg 1 2484.48 53.39 74.00 -20.61 51.51 30.49 4.92 33.53 100 210 PEAK	Blank
Avg	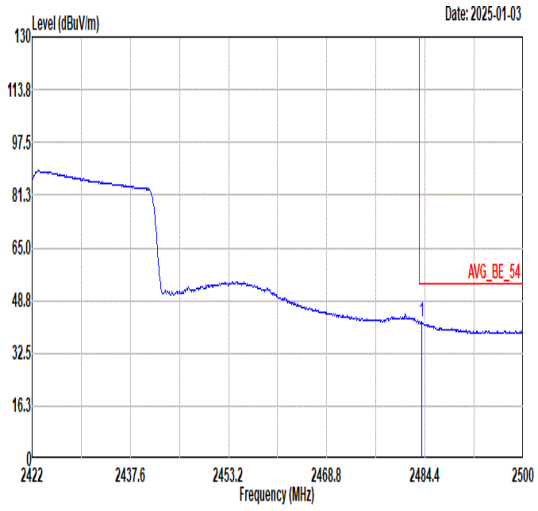 Freq Level Limit Line Margin Read Level Ant Factor Cable Loss Preamp Factor APos TPos Remark MHz dBuV/m dBuV/m dB dBuV dB/m dB dB cm deg 1 2483.93 42.28 54.00 -11.72 40.40 30.49 4.92 33.53 100 210 AVERAGE	Blank

Mode	11	
	Band Edge - L	
	2400-2483.5_802.11ax HE40_CH09_Full RU _2452MHz	
ANT	6	
Pol.	Horizontal	Fundamental
Peak	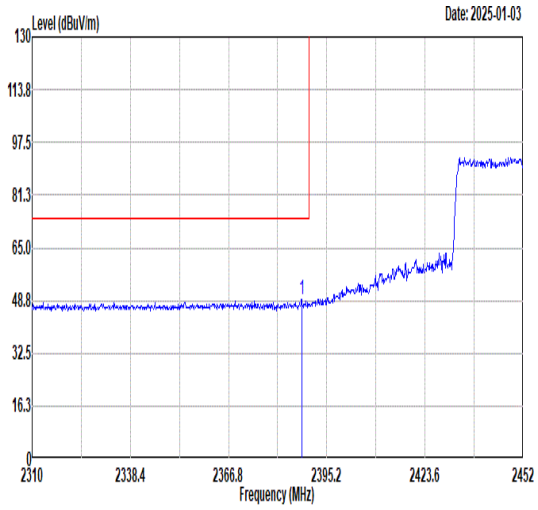 Freq Level Limit Line Margin Read Level Ant Factor Cable Loss Preamp Factor APos TPos Remark MHz dBuV/m dBuV/m dB dBuV dB/m dB dB cm deg 1 2387.96 48.89 74.00 -25.11 47.38 30.43 4.79 33.71 156 321 PEAK	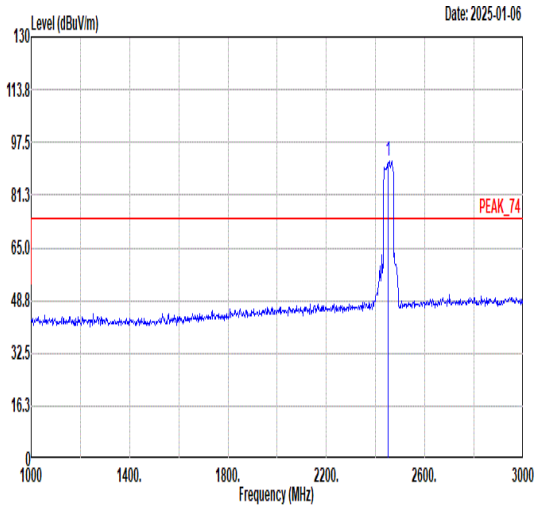 Freq Level Limit Line Margin Read Level Ant Factor Cable Loss Preamp Factor APos TPos Remark MHz dBuV/m dBuV/m dB dBuV dB/m dB dB cm deg 1 2452.00 91.67 ------ ------ 89.89 30.48 4.88 33.58 156 321 PEAK
Avg	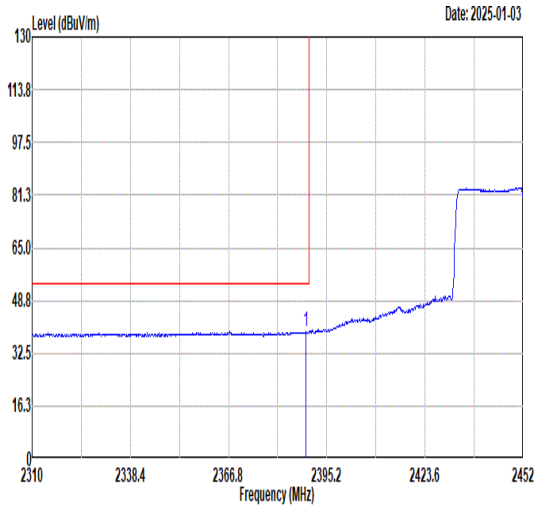 Freq Level Limit Line Margin Read Level Ant Factor Cable Loss Preamp Factor APos TPos Remark MHz dBuV/m dBuV/m dB dBuV dB/m dB dB cm deg 1 2389.09 39.14 54.00 -14.86 37.63 30.43 4.79 33.71 156 321 AVERAGE	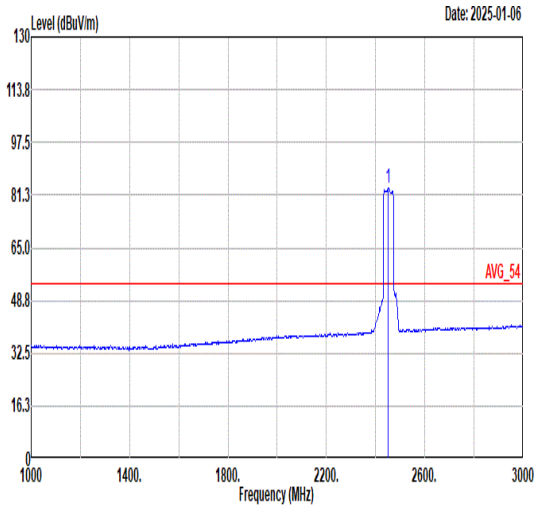 Freq Level Limit Line Margin Read Level Ant Factor Cable Loss Preamp Factor APos TPos Remark MHz dBuV/m dBuV/m dB dBuV dB/m dB dB cm deg 1 2452.00 83.42 ------ ------ 81.67 30.47 4.87 33.59 156 321 AVERAGE

Mode	11	
	Band Edge - R	
	2400-2483.5_802.11ax HE40_CH09_Full RU _2452MHz	
ANT	6	
Pol.	Horizontal	Fundamental
Peak	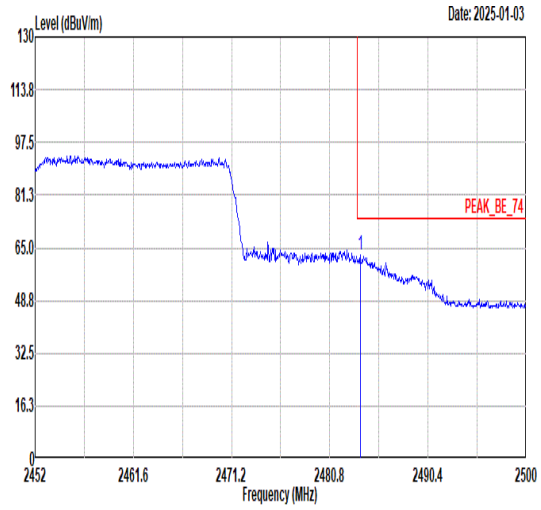 Freq Level Limit Line Margin Read Level Ant Factor Cable Loss Preamp Factor APos TPos Remark MHz dBuV/m dBuV/m dB dBuV dB/m dB dB cm deg 1 2483.78 62.89 74.00 -11.11 61.01 30.49 4.92 33.53 156 321 PEAK	Blank
Avg	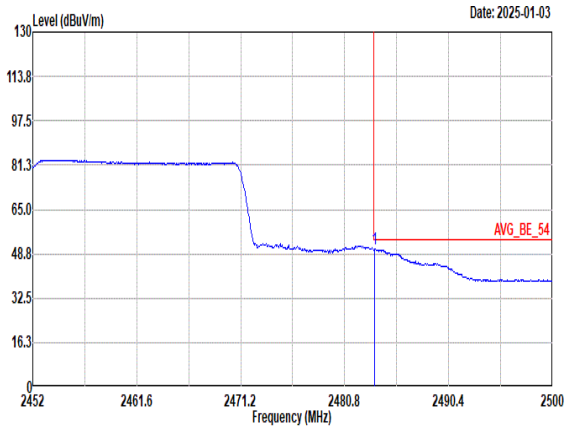 Freq Level Limit Line Margin Read Level Ant Factor Cable Loss Preamp Factor APos TPos Remark MHz dBuV/m dBuV/m dB dBuV dB/m dB dB cm deg 1 2483.54 50.72 54.00 -3.28 48.84 30.49 4.92 33.53 156 321 AVERAGE	Blank

Mode	11	
	Band Edge - L	
	2400-2483.5_802.11ax HE40_CH09_Full RU _2452MHz	
ANT	6	
Pol.	Vertical	Fundamental
Peak	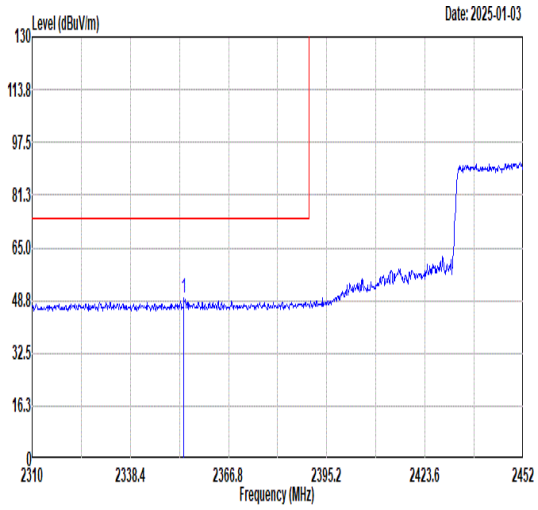 Freq Level Limit Line Margin Read Level Ant Factor Cable Loss Preamp Factor APos TPos Remark MHz dBuV/m dBuV/m dB dBuV dB/m dB dB cm deg 1 2353.88 49.31 74.00 -24.69 47.91 30.41 4.76 33.77 100 216 PEAK	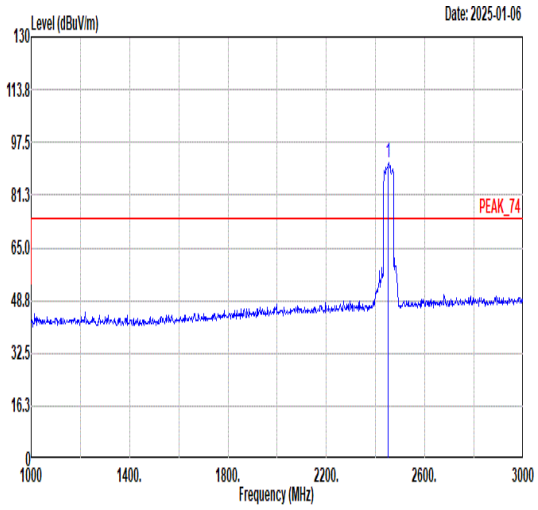 Freq Level Limit Line Margin Read Level Ant Factor Cable Loss Preamp Factor APos TPos Remark MHz dBuV/m dBuV/m dB dBuV dB/m dB dB cm deg 1 2452.00 91.16 ------ ------ 89.40 30.47 4.88 33.59 100 216 PEAK
Avg	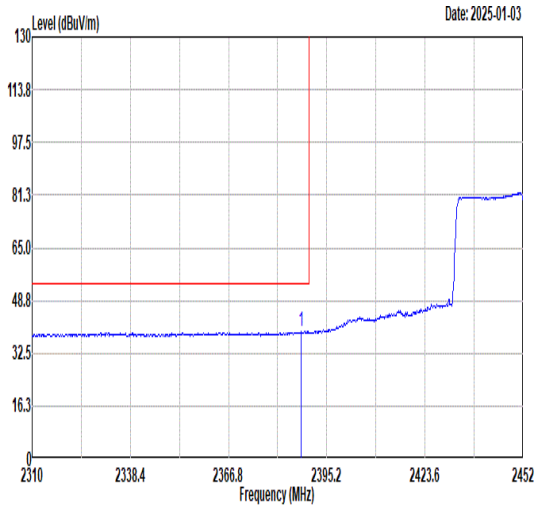 Freq Level Limit Line Margin Read Level Ant Factor Cable Loss Preamp Factor APos TPos Remark MHz dBuV/m dBuV/m dB dBuV dB/m dB dB cm deg 1 2387.82 39.26 54.00 -14.74 37.75 30.43 4.79 33.71 100 216 AVERAGE	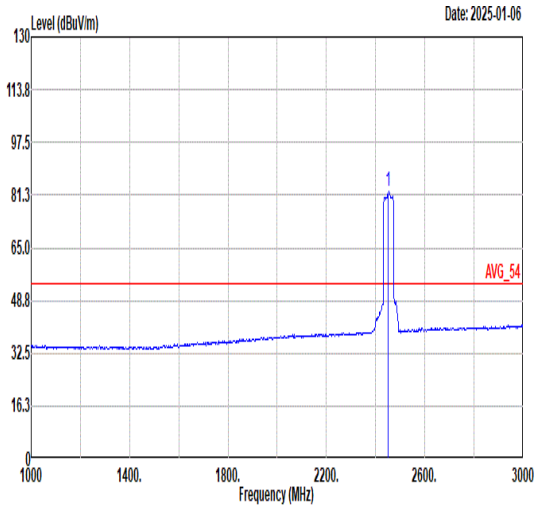 Freq Level Limit Line Margin Read Level Ant Factor Cable Loss Preamp Factor APos TPos Remark MHz dBuV/m dBuV/m dB dBuV dB/m dB dB cm deg 1 2452.00 82.39 ------ ------ 80.63 30.47 4.88 33.59 100 216 AVERAGE

Mode	11	
	Band Edge - R	
	2400-2483.5_802.11ax HE40_CH09_Full RU _2452MHz	
ANT	6	
Pol.	Vertical	Fundamental
Peak	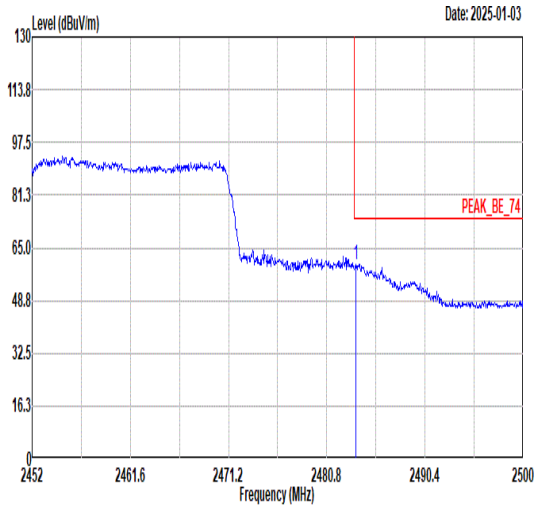 Freq Level Limit Line Margin Read Level Ant Factor Cable Loss Preamp Factor APos TPos Remark MHz dBuV/m dBuV/m dB dBuV dB/m dB dB cm deg 1 2483.63 60.07 74.00 -13.93 58.19 30.49 4.92 33.53 100 216 PEAK	Blank
Avg	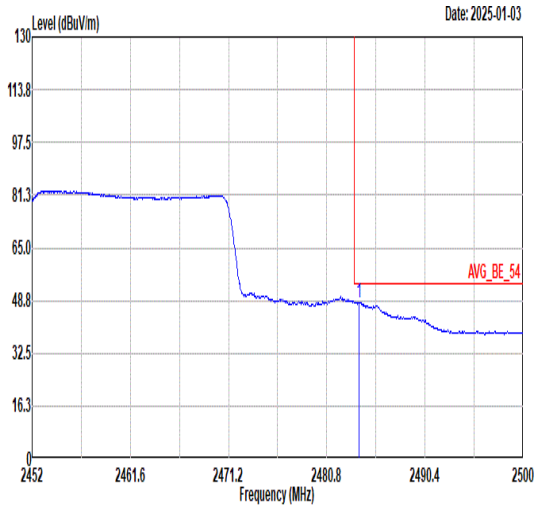 Freq Level Limit Line Margin Read Level Ant Factor Cable Loss Preamp Factor APos TPos Remark MHz dBuV/m dBuV/m dB dBuV dB/m dB dB cm deg 1 2483.97 48.22 54.00 -5.78 46.34 30.49 4.92 33.53 100 216 AVERAGE	Blank

Mode	11	
	Harmonic	
	2400-2483.5_802.11ax HE40_CH09_Full RU _2452MHz	
ANT	6	
Pol.	Horizontal	Vertical
Peak Avg	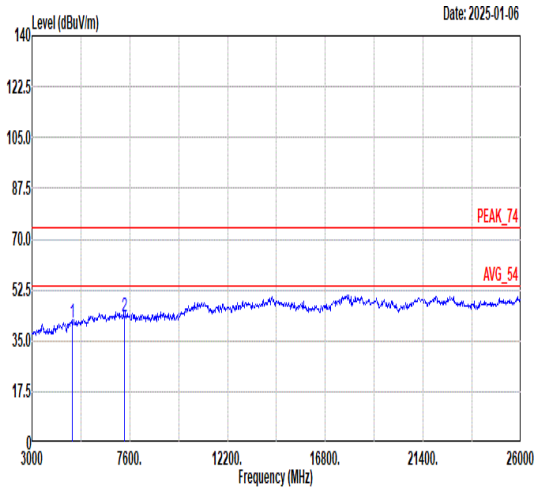 Freq Level Limit Line Margin Read Level Ant Factor Cable Loss Preamp Factor APos TPos Remark MHz dBuV/m dBuV/m dB dBuV dB/m dB dB cm deg 1 4904.00 41.34 74.00 -32.66 64.96 33.86 7.78 65.26 -- -- Peak 2 7356.00 43.44 74.00 -30.56 62.68 36.30 9.07 64.61 -- -- Peak	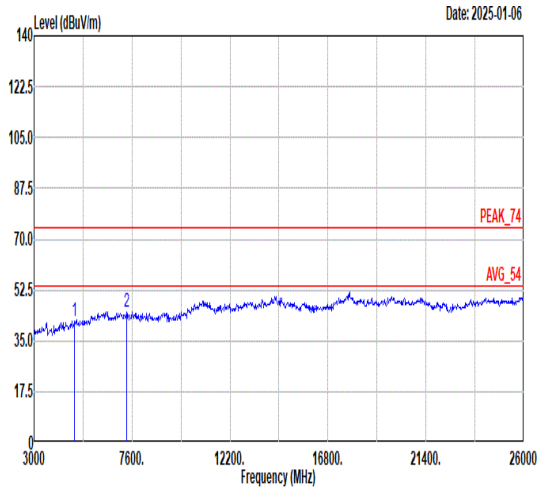 Freq Level Limit Line Margin Read Level Ant Factor Cable Loss Preamp Factor APos TPos Remark MHz dBuV/m dBuV/m dB dBuV dB/m dB dB cm deg 1 4904.00 41.49 74.00 -32.51 65.11 33.86 7.78 65.26 -- -- Peak 2 7356.00 44.66 74.00 -29.34 63.90 36.30 9.07 64.61 -- -- Peak

Mode	12	
	Band Edge	
	2400-2483.5_802.11ax HE20_CH01_Partial_RU 26/0_2412MHz	
ANT	6	
Pol.	Horizontal	Fundamental
Peak	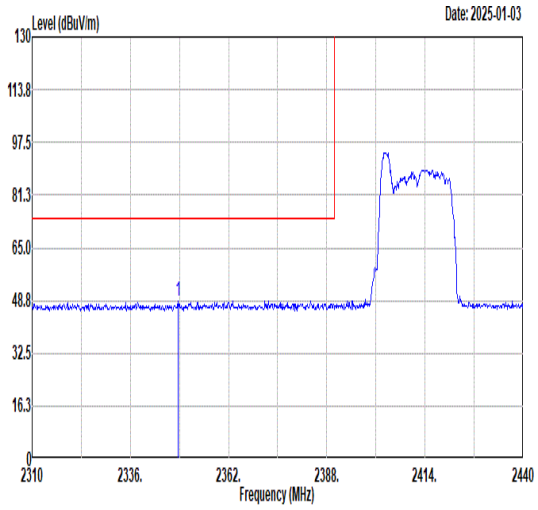 Freq Level Limit Line Margin Read Level Ant Factor Cable Loss Preamp Factor APos TPos Remark MHz dBuV/m dBuV/m dB dBuV dB/m dB dB cm deg 1 2348.74 48.70 74.00 -25.30 47.32 30.41 4.75 33.78 300 23 PEAK	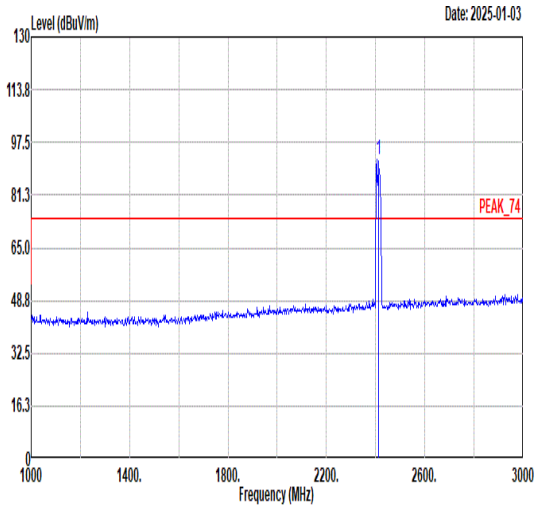 Freq Level Limit Line Margin Read Level Ant Factor Cable Loss Preamp Factor APos TPos Remark MHz dBuV/m dBuV/m dB dBuV dB/m dB dB cm deg 1 2412.00 92.28 ------ ------ 90.71 30.44 4.81 33.68 300 23 PEAK
Avg	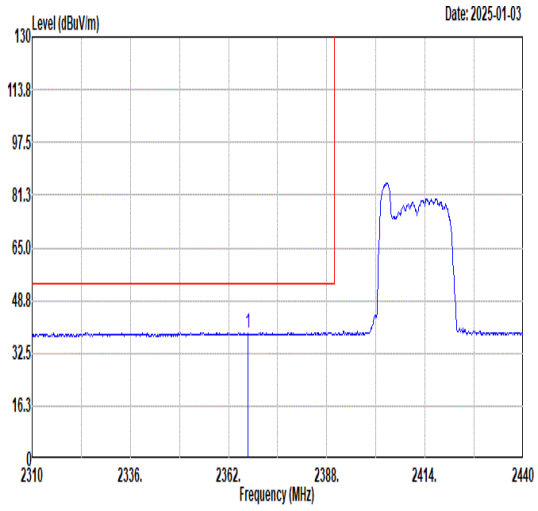 Freq Level Limit Line Margin Read Level Ant Factor Cable Loss Preamp Factor APos TPos Remark MHz dBuV/m dBuV/m dB dBuV dB/m dB dB cm deg 1 2367.07 38.90 54.00 -15.10 37.46 30.42 4.77 33.75 300 23 AVERAGE	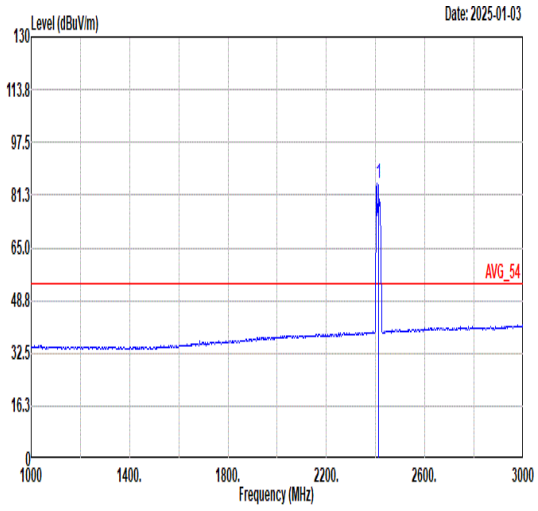 Freq Level Limit Line Margin Read Level Ant Factor Cable Loss Preamp Factor APos TPos Remark MHz dBuV/m dBuV/m dB dBuV dB/m dB dB cm deg 1 2412.00 84.87 ------ ------ 83.30 30.44 4.81 33.68 300 23 AVERAGE

Mode	12	
	Band Edge	
	2400-2483.5_802.11ax HE20_CH01_Partial_RU 26/0_2412MHz	
ANT	6	
Pol.	Vertical	Fundamental
Peak	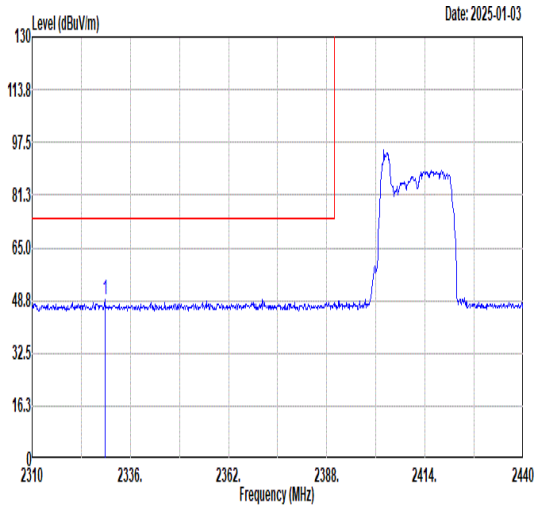 Freq Level Limit Line Margin Read Level Ant Factor Cable Loss Preamp Factor APos TPos Remark MHz dBuV/m dBuV/m dB dBuV dB/m dB dB cm deg 1 2329.24 49.29 74.00 -24.71 47.97 30.40 4.73 33.81 149 263 PEAK	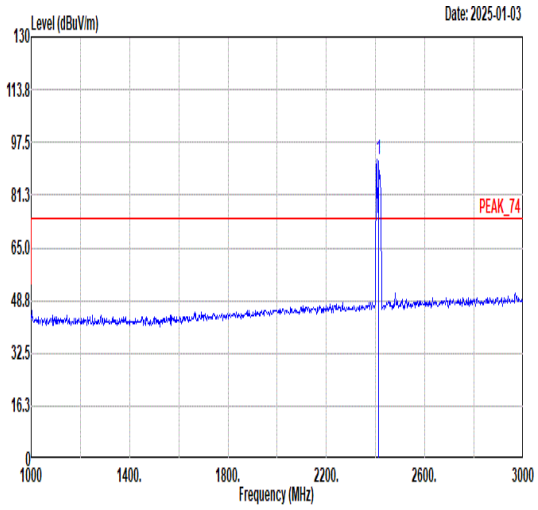 Freq Level Limit Line Margin Read Level Ant Factor Cable Loss Preamp Factor APos TPos Remark MHz dBuV/m dBuV/m dB dBuV dB/m dB dB cm deg 1 2412.00 92.31 ------ ------ 90.74 30.44 4.81 33.68 149 263 PEAK
Avg	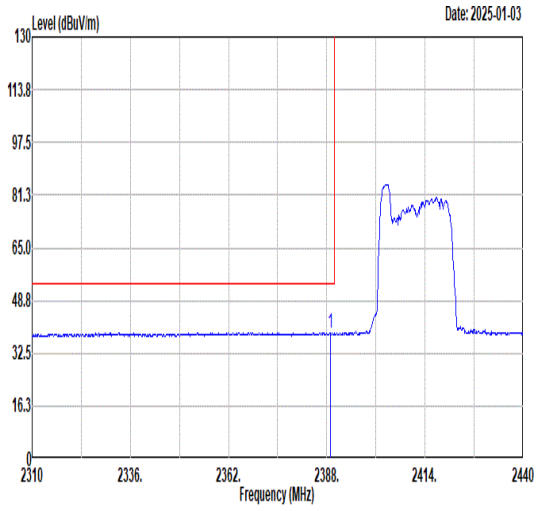 Freq Level Limit Line Margin Read Level Ant Factor Cable Loss Preamp Factor APos TPos Remark MHz dBuV/m dBuV/m dB dBuV dB/m dB dB cm deg 1 2388.91 38.97 54.00 -15.03 37.46 30.43 4.79 33.71 149 263 AVERAGE	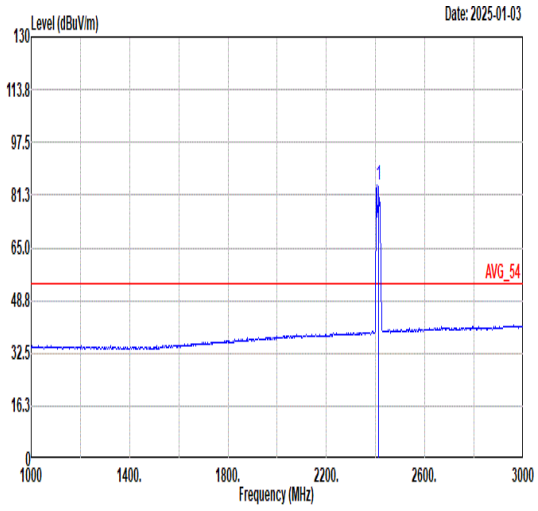 Freq Level Limit Line Margin Read Level Ant Factor Cable Loss Preamp Factor APos TPos Remark MHz dBuV/m dBuV/m dB dBuV dB/m dB dB cm deg 1 2412.00 84.59 ------ ------ 83.02 30.44 4.81 33.68 149 263 AVERAGE

Mode	13	
	Band Edge	
	2400-2483.5_802.11ax HE20_CH11_Partial_RU 52/40_2462MHz	
ANT	6	
Pol.	Horizontal	Fundamental
Peak	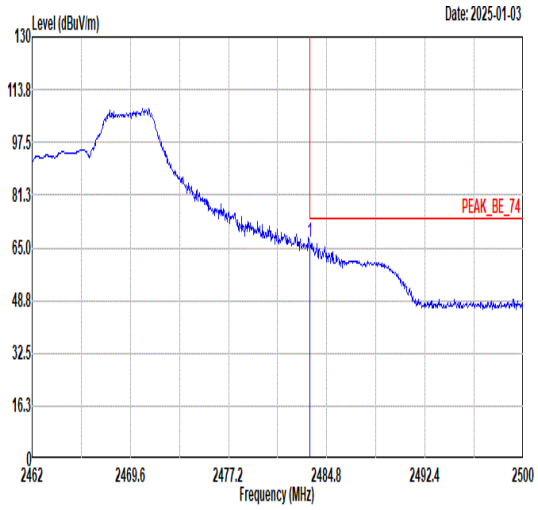 Freq Level Limit Line Margin Read Level Ant Factor Cable Loss Preamp Factor APos TPos Remark MHz dBuV/m dBuV/m dB dBuV dB/m dB dB cm deg 1 2483.51 66.89 74.00 -7.11 65.01 30.49 4.92 33.53 300 297 PEAK	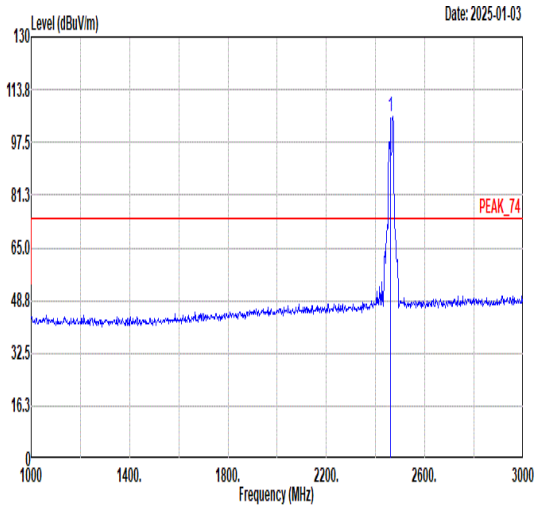 Freq Level Limit Line Margin Read Level Ant Factor Cable Loss Preamp Factor APos TPos Remark MHz dBuV/m dBuV/m dB dBuV dB/m dB dB cm deg 1 2462.00 105.39 ------ ------ 103.57 30.48 4.90 33.56 300 297 PEAK
Avg	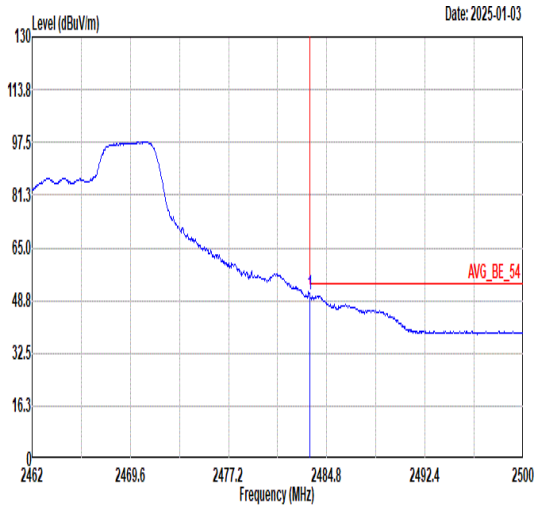 Freq Level Limit Line Margin Read Level Ant Factor Cable Loss Preamp Factor APos TPos Remark MHz dBuV/m dBuV/m dB dBuV dB/m dB dB cm deg 1 2483.51 50.34 54.00 -3.66 48.46 30.49 4.92 33.53 300 297 AVERAGE	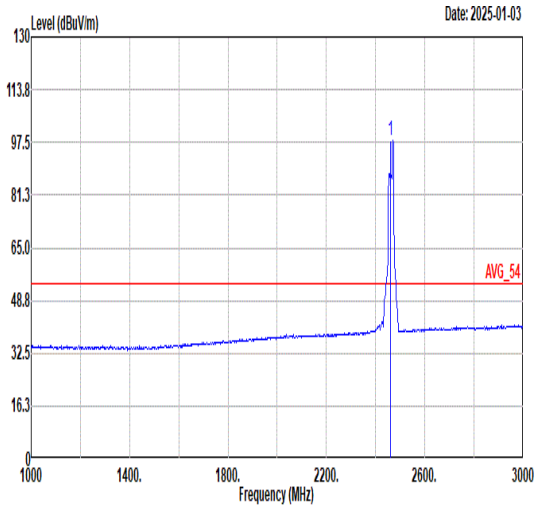 Freq Level Limit Line Margin Read Level Ant Factor Cable Loss Preamp Factor APos TPos Remark MHz dBuV/m dBuV/m dB dBuV dB/m dB dB cm deg 1 2462.00 97.96 ------ ------ 96.14 30.48 4.90 33.56 300 297 AVERAGE

Mode	13	
	Band Edge	
	2400-2483.5_802.11ax HE20_CH11_Partial_RU 52/40_2462MHz	
ANT	6	
Pol.	Vertical	Fundamental
Peak	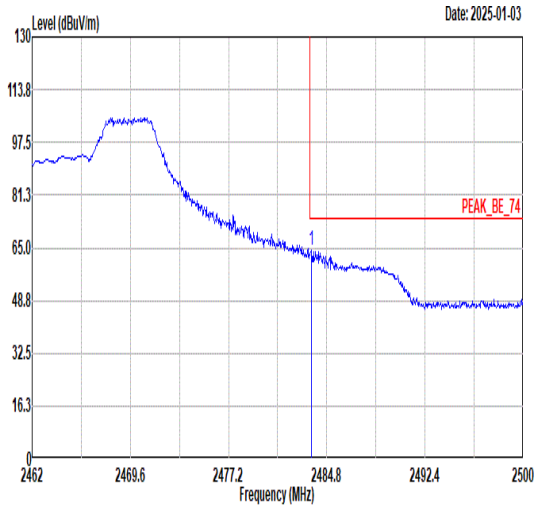 Limit Read Ant Cable Preamp APos TPos Freq Level Line Margin Level Factor Loss Factor Remark MHz dBuV/m dBuV/m dB dBuV dB/m dB dB cm deg 1 2483.62 64.23 74.00 -9.77 62.35 30.49 4.92 33.53 300 263 PEAK	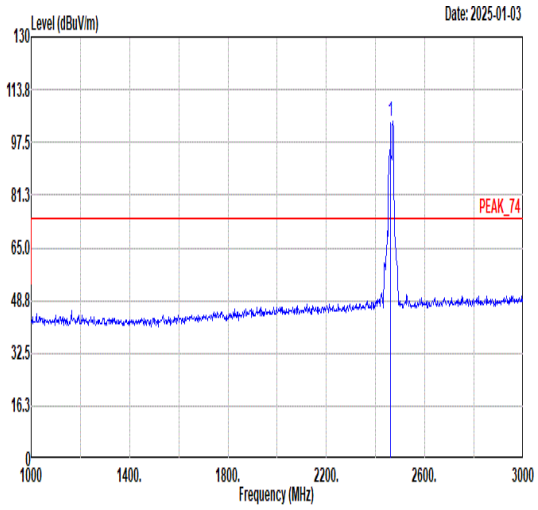 Limit Read Ant Cable Preamp APos TPos Freq Level Line Margin Level Factor Loss Factor Remark MHz dBuV/m dBuV/m dB dBuV dB/m dB dB cm deg 1 2462.00 103.83 ------ ------ 102.01 30.48 4.90 33.56 300 263 PEAK
Avg	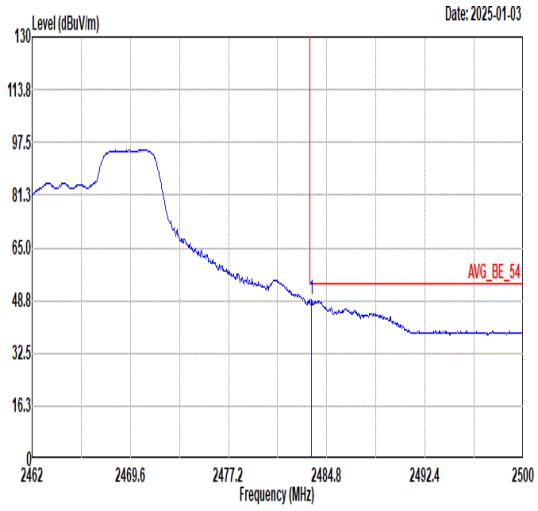 Limit Read Ant Cable Preamp APos TPos Freq Level Line Margin Level Factor Loss Factor Remark MHz dBuV/m dBuV/m dB dBuV dB/m dB dB cm deg 1 2483.62 48.96 54.00 -5.04 47.08 30.49 4.92 33.53 300 263 AVERAGE	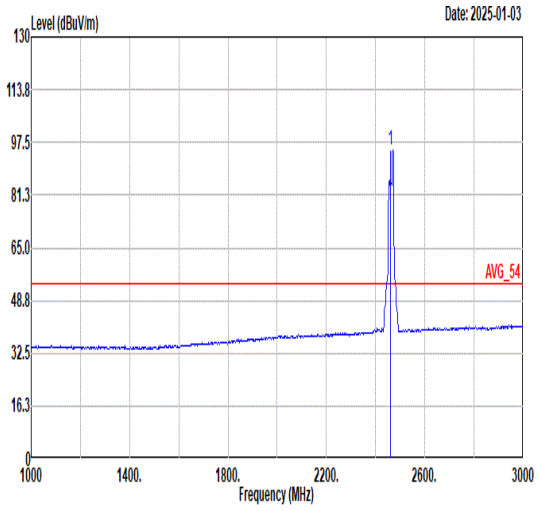 Limit Read Ant Cable Preamp APos TPos Freq Level Line Margin Level Factor Loss Factor Remark MHz dBuV/m dBuV/m dB dBuV dB/m dB dB cm deg 1 2462.00 94.98 ------ ------ 93.16 30.48 4.90 33.56 300 263 AVERAGE

Mode	14	
	30M~1G(LF)	
	2400-2483.5_802.11ax HE40_CH09_2452MHz	
ANT	6	
Pol.	Horizontal	Vertical
Peak	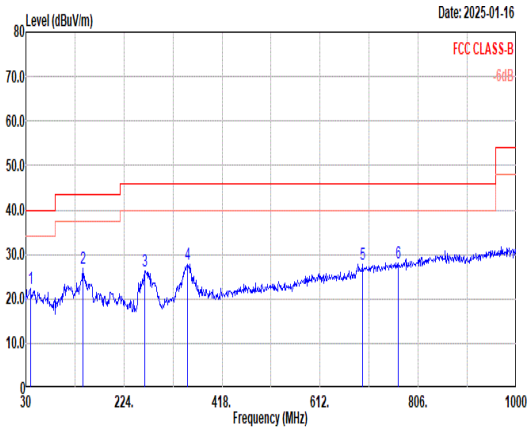	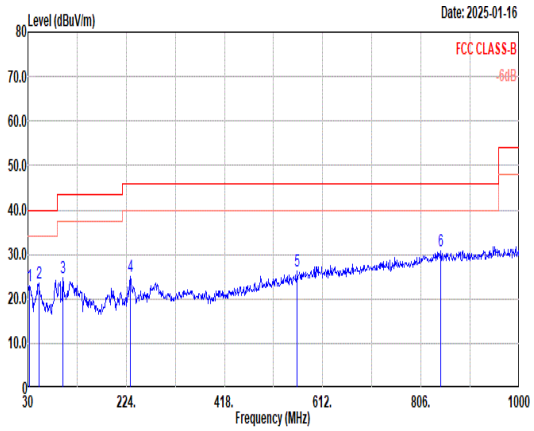

Horizontal:

	Freq	Level	Limit Line	Margin	Read Level	Ant Factor	Cable Loss	Preamp Factor	APos	TPos	Remark
	MHz	dBuV/m	dBuV/m	dB	dBuV	dB/m	dB	dB	cm	deg	
1	38.73	22.31	40.00	-17.69	37.43	19.16	0.62	34.90	--	--	Peak
2	142.52	26.81	43.50	-16.69	41.93	18.35	1.25	34.72	--	--	Peak
3	265.71	26.40	46.00	-19.60	41.32	18.06	1.69	34.67	--	--	Peak
4	349.13	27.91	46.00	-18.09	40.37	20.20	1.94	34.60	--	--	Peak
5	695.42	27.71	46.00	-18.29	32.30	27.02	2.80	34.41	--	--	Peak
6	767.20	28.19	46.00	-17.81	31.90	27.68	2.98	34.37	--	--	Peak

Vertical:

	Freq	Level	Limit Line	Margin	Read Level	Ant Factor	Cable Loss	Preamp Factor	APos	TPos	Remark
	MHz	dBuV/m	dBuV/m	dB	dBuV	dB/m	dB	dB	cm	deg	
1	33.88	22.98	40.00	-17.02	38.82	18.46	0.57	34.87	--	--	Peak
2	51.34	23.63	40.00	-16.37	38.29	19.58	0.73	34.97	--	--	Peak
3	98.87	24.67	43.50	-18.83	43.65	14.78	1.04	34.80	--	--	Peak
4	232.73	24.92	46.00	-21.08	41.02	17.02	1.58	34.70	--	--	Peak
5	561.56	26.41	46.00	-19.59	33.78	24.63	2.52	34.52	--	--	Peak
6	844.80	30.81	46.00	-15.19	33.31	28.71	3.09	34.30	--	--	Peak

Mode	15	
	Band Edge - L	
	Co-TX	
ANT	6	
Pol.	Horizontal	Fundamental
Peak	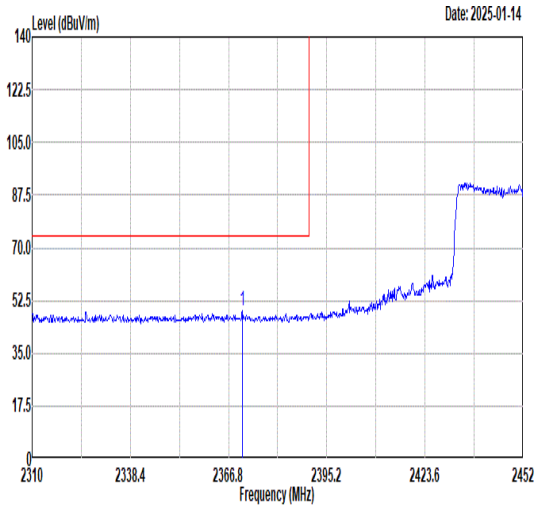 Freq Level Limit Line Margin Read Level Ant Factor Cable Loss Preamp Factor APos TPos Remark 1 2370.78 48.99 74.00 -25.01 47.53 30.42 4.78 33.74 163 123 Peak	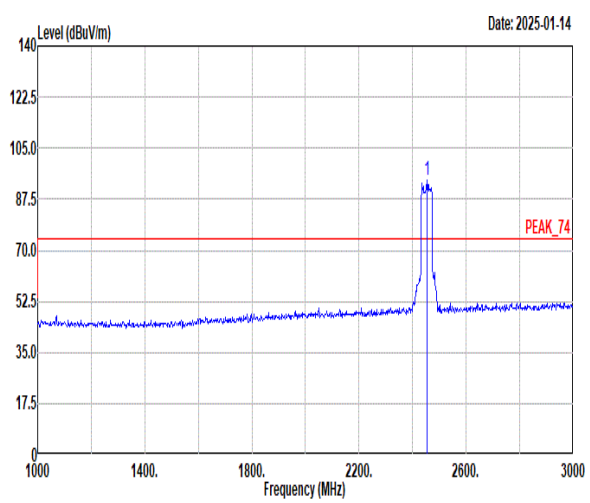 Freq Level Limit Line Margin Read Level Ant Factor Cable Loss Preamp Factor APos TPos Remark 1 2452.00 93.78 ------ ------ 92.02 30.47 4.88 33.59 163 123 Peak
Avg	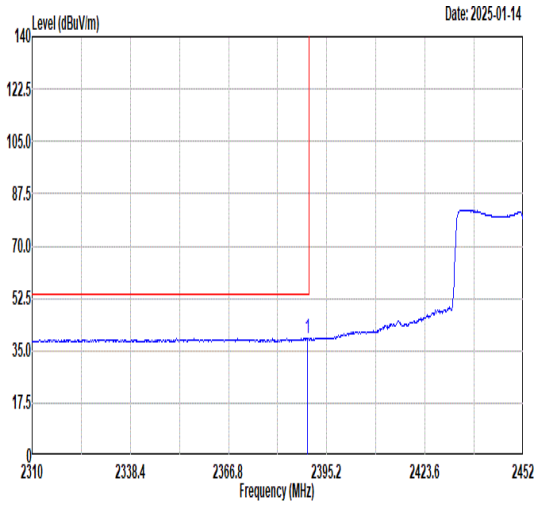 Freq Level Limit Line Margin Read Level Ant Factor Cable Loss Preamp Factor APos TPos Remark 1 2389.52 39.16 54.00 -14.84 37.62 30.44 4.80 33.70 163 123 Average	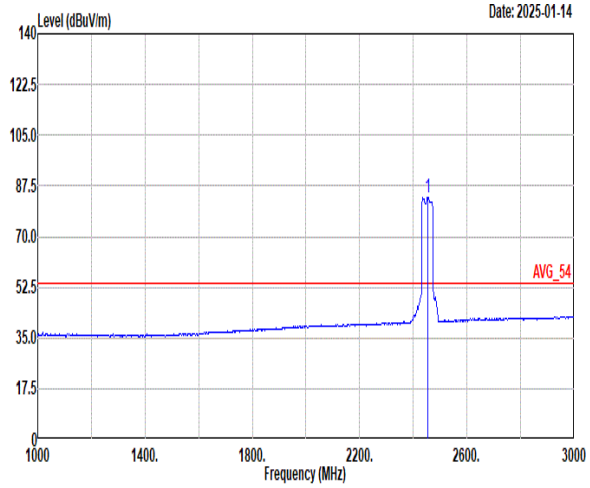 Freq Level Limit Line Margin Read Level Ant Factor Cable Loss Preamp Factor APos TPos Remark 1 2452.00 83.50 ------ ------ 81.74 30.47 4.88 33.59 163 123 Average

Mode	15	
	Band Edge - R	
	Co-TX	
ANT	6	
Pol.	Horizontal	Fundamental
Peak	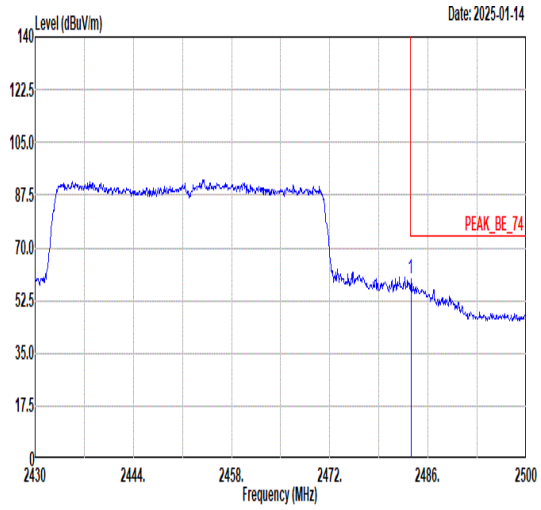 Freq Level Limit Line Margin Read Level Ant Factor Cable Loss Preamp Factor APos TPos Remark MHz dBuV/m dBuV/m dB dBuV dB/m dB dB cm deg 1 2483.55 59.57 74.00 -14.43 57.69 30.49 4.92 33.53 163 123 Peak	Blank
Avg	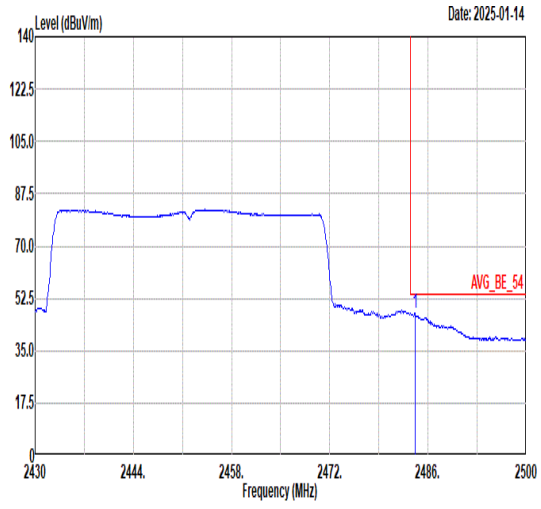 Freq Level Limit Line Margin Read Level Ant Factor Cable Loss Preamp Factor APos TPos Remark MHz dBuV/m dBuV/m dB dBuV dB/m dB dB cm deg 1 2484.18 47.37 54.00 -6.63 45.49 30.49 4.92 33.53 163 123 Average	Blank

Mode	15	
	Band Edge - L	
	Co-TX	
ANT	6	
Pol.	Vertical	Fundamental
Peak	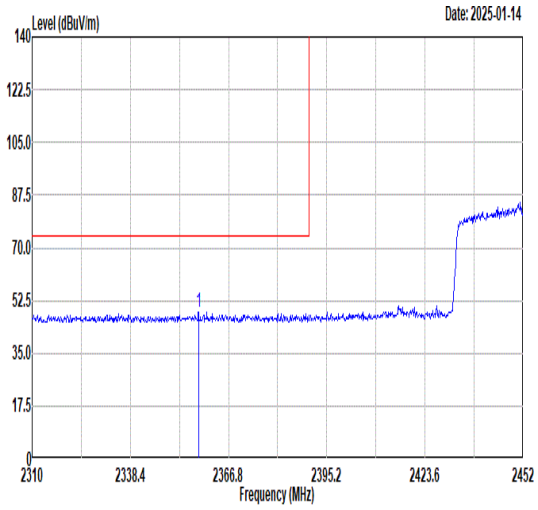 Freq Level Limit Line Margin Read Level Ant Factor Cable Loss Preamp Factor APos TPos Remark MHz dBuV/m dBuV/m dB dBuV dB/m dB dB cm deg 1 2358.14 48.85 74.00 -25.15 47.43 30.42 4.76 33.76 119 117 Peak	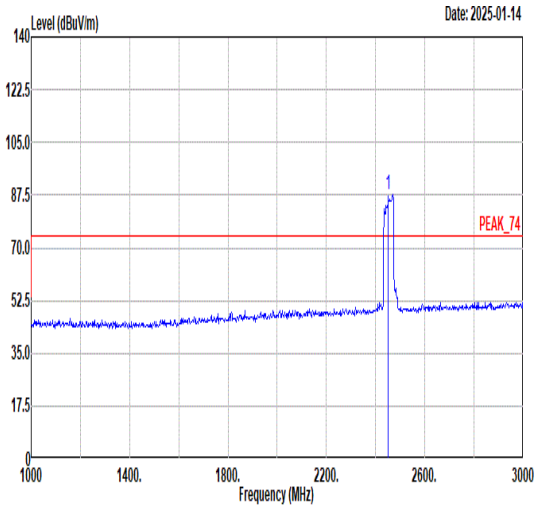 Freq Level Limit Line Margin Read Level Ant Factor Cable Loss Preamp Factor APos TPos Remark MHz dBuV/m dBuV/m dB dBuV dB/m dB dB cm deg 1 2452.00 87.48 ------ ------ 85.72 30.47 4.88 33.59 119 117 Peak
Avg	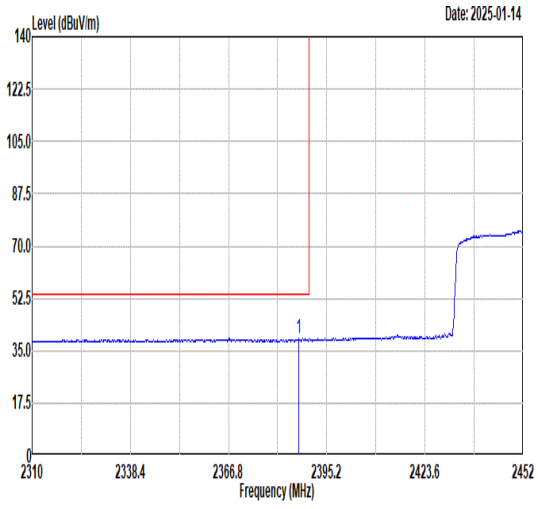 Freq Level Limit Line Margin Read Level Ant Factor Cable Loss Preamp Factor APos TPos Remark MHz dBuV/m dBuV/m dB dBuV dB/m dB dB cm deg 1 2387.11 38.89 54.00 -15.11 37.38 30.43 4.79 33.71 119 117 Average	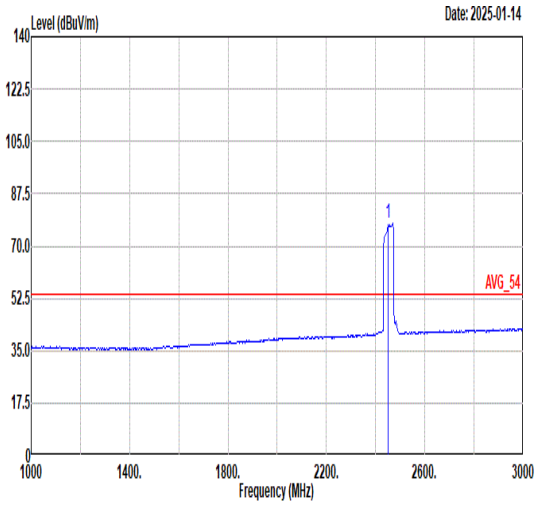 Freq Level Limit Line Margin Read Level Ant Factor Cable Loss Preamp Factor APos TPos Remark MHz dBuV/m dBuV/m dB dBuV dB/m dB dB cm deg 1 2452.00 77.55 ------ ------ 75.79 30.47 4.88 33.59 119 117 Average

Mode	15	
	Band Edge - R	
	Co-TX	
ANT	6	
Pol.	Vertical	Fundamental
Peak	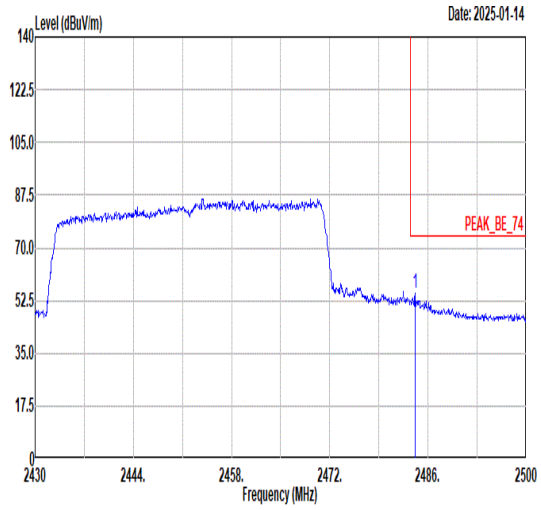 Freq Level Limit Line Margin Read Level Ant Factor Cable Loss Preamp Factor APos TPos Remark MHz dBuV/m dBuV/m dB dBuV dB/m dB dB cm deg 1 2484.18 54.83 74.00 -19.17 52.95 30.49 4.92 33.53 119 117 Peak	Blank
Avg	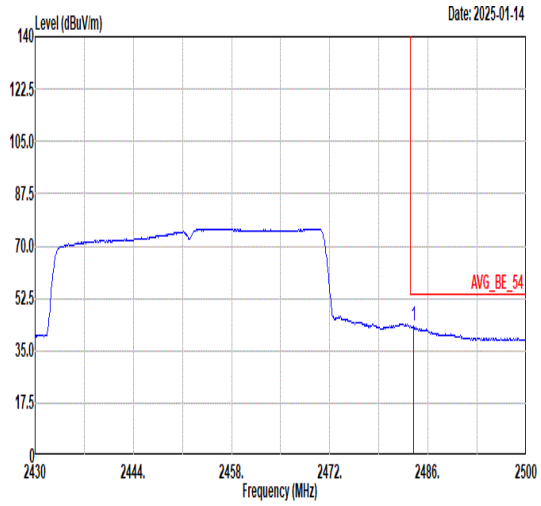 Freq Level Limit Line Margin Read Level Ant Factor Cable Loss Preamp Factor APos TPos Remark MHz dBuV/m dBuV/m dB dBuV dB/m dB dB cm deg 1 2483.90 43.09 54.00 -10.91 41.21 30.49 4.92 33.53 119 117 Average	Blank

Mode	15	
	Harmonic	
	Co-TX	
ANT	6	
Pol.	Horizontal	Vertical
Peak Avg	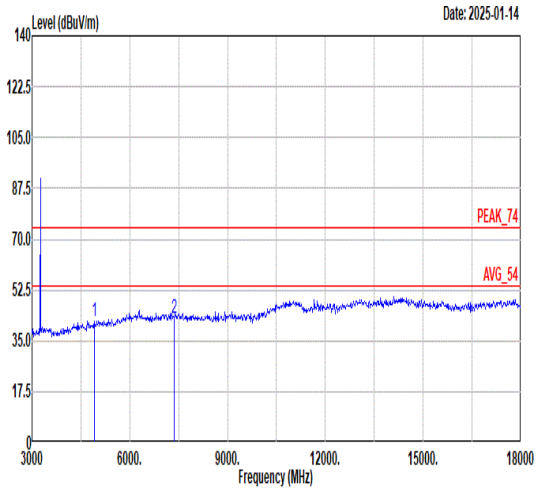 Freq Level Limit Line Margin Read Level Ant Factor Cable Loss Preamp Factor APos TPos Remark MHz dBuV/m dBuV/m dB dBuV dB/m dB dB cm deg 1 4904.00 41.61 74.00 -32.39 65.23 33.86 7.78 65.26 -- -- Peak 2 7356.00 42.93 74.00 -31.07 62.17 36.30 9.07 64.61 -- -- Peak	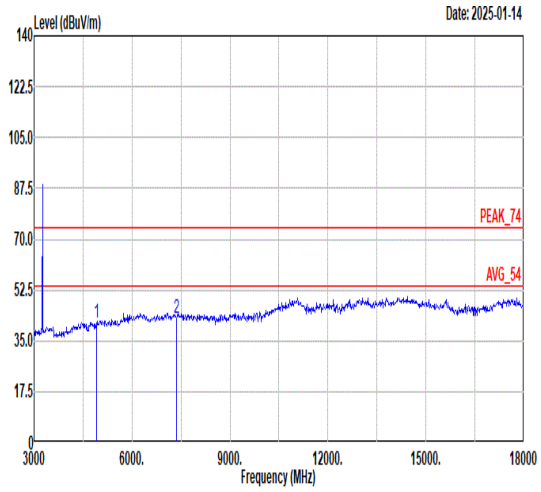 Freq Level Limit Line Margin Read Level Ant Factor Cable Loss Preamp Factor APos TPos Remark MHz dBuV/m dBuV/m dB dBuV dB/m dB dB cm deg 1 4904.00 41.25 74.00 -32.75 64.87 33.86 7.78 65.26 -- -- Peak 2 7356.00 42.97 74.00 -31.03 62.21 36.30 9.07 64.61 -- -- Peak

Note: The frequency point over limit line is LTE Band 48 RF signal which can be ignored.

Mode	16	
	Band Edge	
	2400-2483.5_802.11ax HE20_CH10_Full RU _2457MHz	
ANT	6	
Pol.	Horizontal	Fundamental
Peak	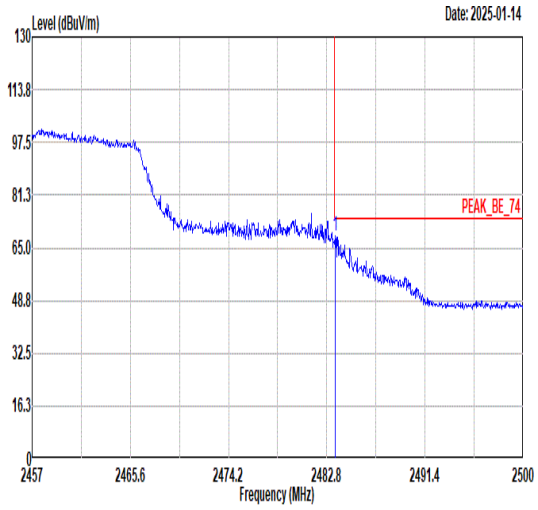 Freq Level Limit Line Margin Read Level Ant Factor Cable Loss Preamp Factor APos TPos Remark MHz dBuV/m dBuV/m dB dBuV dB/m dB dB cm deg 1 2483.53 68.48 74.00 -5.52 66.60 30.49 4.92 33.53 198 328 PEAK	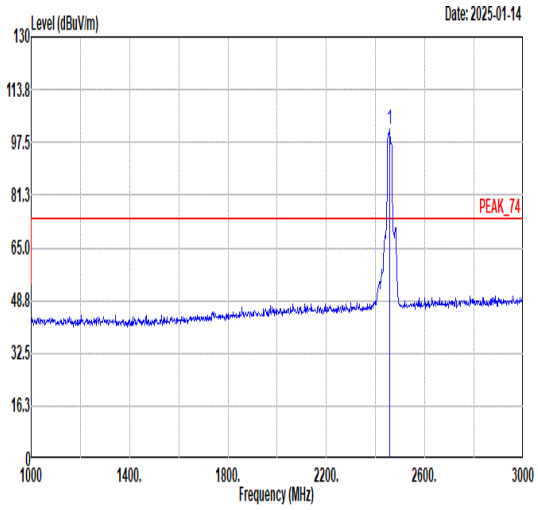 Freq Level Limit Line Margin Read Level Ant Factor Cable Loss Preamp Factor APos TPos Remark MHz dBuV/m dBuV/m dB dBuV dB/m dB dB cm deg 1 2457.00 101.36 ------ ------ 99.58 30.48 4.88 33.58 198 328 PEAK
Avg	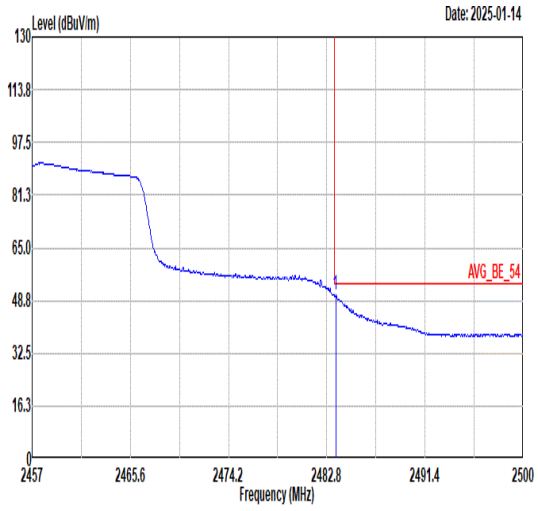 Freq Level Limit Line Margin Read Level Ant Factor Cable Loss Preamp Factor APos TPos Remark MHz dBuV/m dBuV/m dB dBuV dB/m dB dB cm deg 1 2483.57 50.48 54.00 -3.52 48.60 30.49 4.92 33.53 198 328 AVERAGE	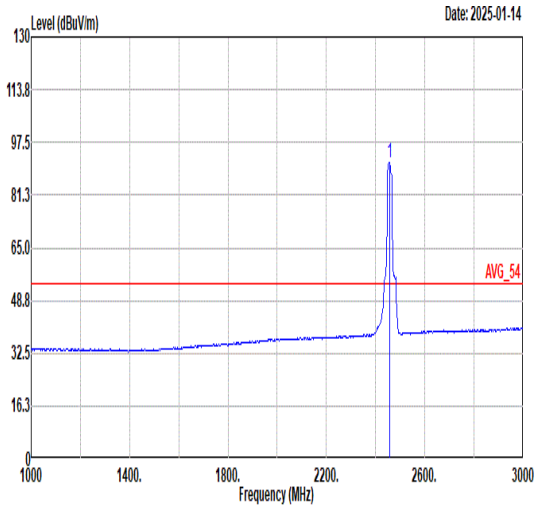 Freq Level Limit Line Margin Read Level Ant Factor Cable Loss Preamp Factor APos TPos Remark MHz dBuV/m dBuV/m dB dBuV dB/m dB dB cm deg 1 2457.00 91.47 ------ ------ 89.69 30.48 4.88 33.58 198 328 AVERAGE

Mode	16	
	Band Edge	
	2400-2483.5_802.11ax HE20_CH10_Full RU _2457MHz	
ANT	6	
Pol.	Vertical	Fundamental
Peak	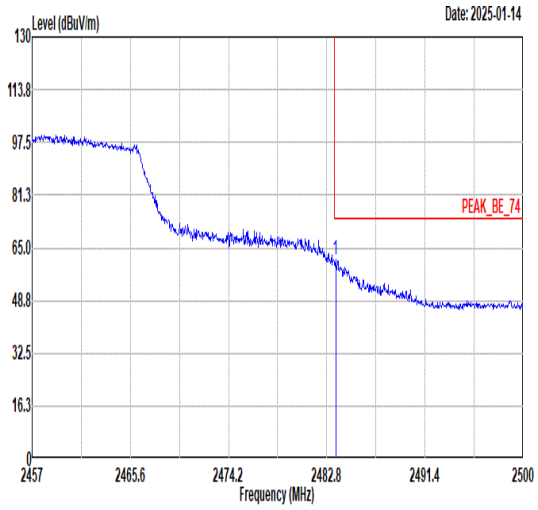 Freq Level Limit Line Margin Read Level Ant Factor Cable Loss Preamp Factor APos TPos Remark MHz dBuV/m dBuV/m dB dBuV dB/m dB dB cm deg 1 2483.57 61.50 74.00 -12.50 59.62 30.49 4.92 33.53 348 230 PEAK	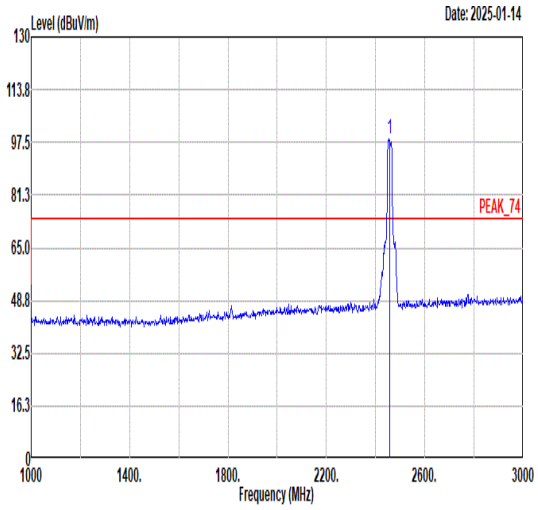 Freq Level Limit Line Margin Read Level Ant Factor Cable Loss Preamp Factor APos TPos Remark MHz dBuV/m dBuV/m dB dBuV dB/m dB dB cm deg 1 2457.00 98.45 ------ ------ 96.69 30.47 4.88 33.59 348 230 PEAK
Avg	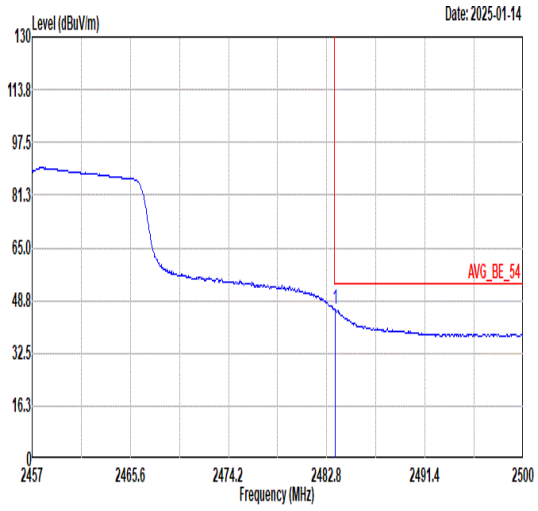 Freq Level Limit Line Margin Read Level Ant Factor Cable Loss Preamp Factor APos TPos Remark MHz dBuV/m dBuV/m dB dBuV dB/m dB dB cm deg 1 2483.53 45.95 54.00 -8.05 44.07 30.49 4.92 33.53 348 230 AVERAGE	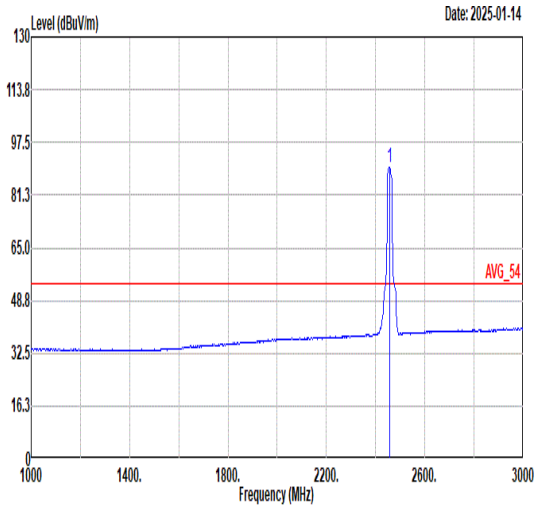 Freq Level Limit Line Margin Read Level Ant Factor Cable Loss Preamp Factor APos TPos Remark MHz dBuV/m dBuV/m dB dBuV dB/m dB dB cm deg 1 2457.00 89.86 ------ ------ 88.08 30.48 4.88 33.58 348 230 AVERAGE

Mode	17	
	Band Edge - L	
	2400-2483.5_802.11ax HE40_CH06_Full RU _2437MHz	
ANT	6	
Pol.	Horizontal	Fundamental
Peak	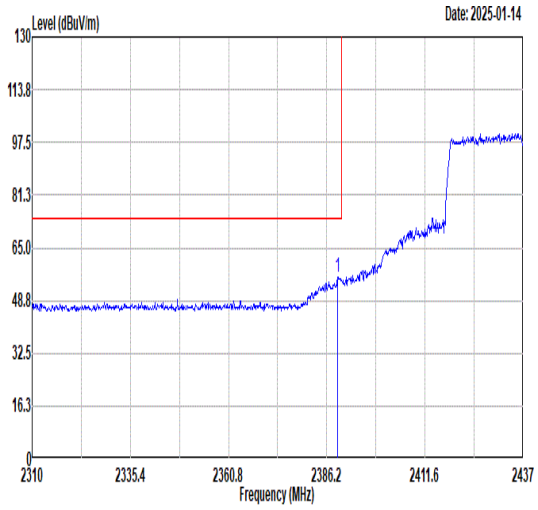 Freq Level Limit Line Margin Read Level Ant Factor Cable Loss Preamp Factor APos TPos Remark MHz dBuV/m dBuV/m dB dBuV dB/m dB dB cm deg 1 2388.99 56.05 74.00 -17.95 54.54 30.43 4.79 33.71 200 323 PEAK	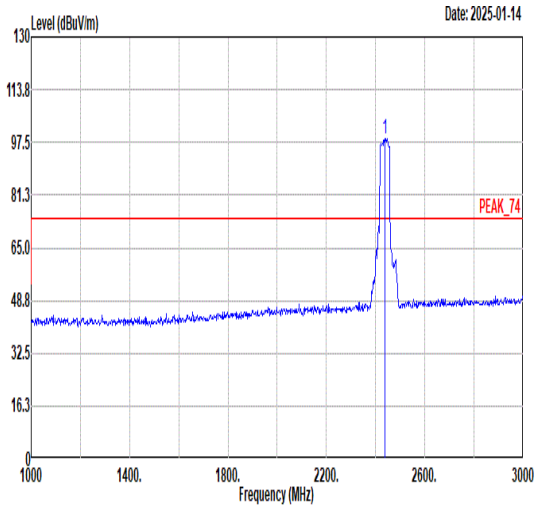 Freq Level Limit Line Margin Read Level Ant Factor Cable Loss Preamp Factor APos TPos Remark MHz dBuV/m dBuV/m dB dBuV dB/m dB dB cm deg 1 2437.00 98.62 ------ ------ 96.92 30.46 4.86 33.62 200 323 PEAK
Avg	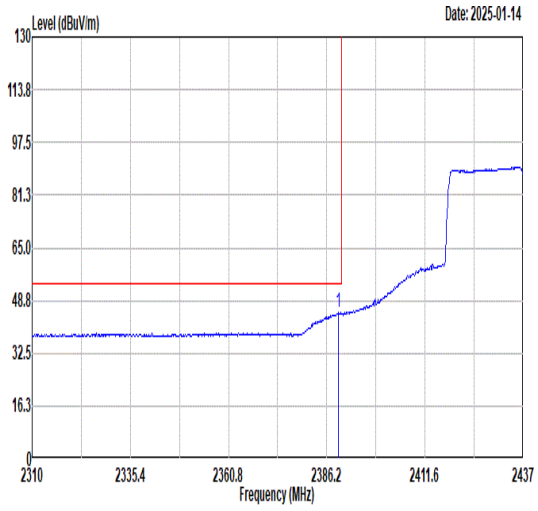 Freq Level Limit Line Margin Read Level Ant Factor Cable Loss Preamp Factor APos TPos Remark MHz dBuV/m dBuV/m dB dBuV dB/m dB dB cm deg 1 2389.12 44.98 54.00 -9.02 43.47 30.43 4.79 33.71 200 323 AVERAGE	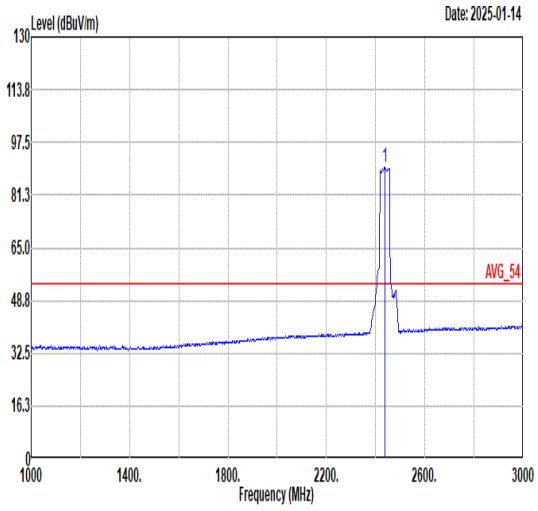 Freq Level Limit Line Margin Read Level Ant Factor Cable Loss Preamp Factor APos TPos Remark MHz dBuV/m dBuV/m dB dBuV dB/m dB dB cm deg 1 2437.00 89.92 ------ ------ 88.23 30.46 4.85 33.62 200 323 AVERAGE

Mode	17	
	Band Edge - R	
	2400-2483.5_802.11ax HE40_CH06_Full RU _2437MHz	
ANT	6	
Pol.	Horizontal	Fundamental
Peak	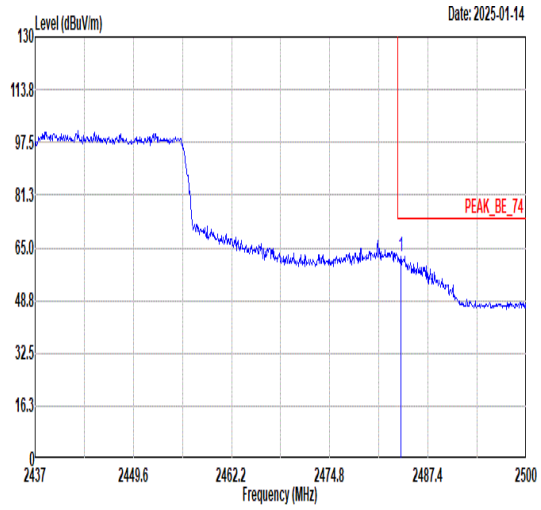 Freq Level Limit Line Margin Read Level Ant Factor Cable Loss Preamp Factor APos TPos Remark MHz dBuV/m dBuV/m dB dBuV dB/m dB dB cm deg 1 2483.94 62.17 74.00 -11.83 60.29 30.49 4.92 33.53 200 323 PEAK	Blank
Avg	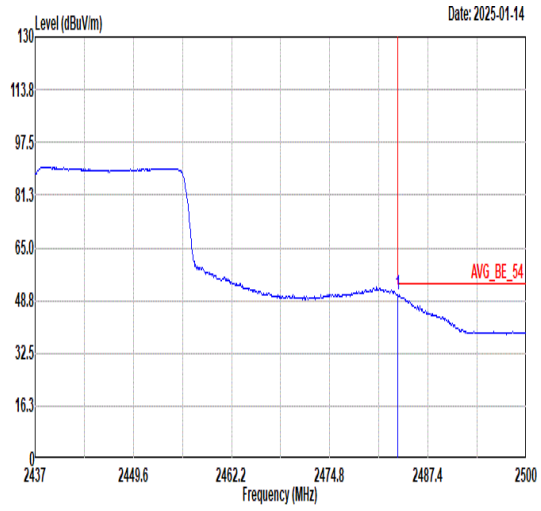 Freq Level Limit Line Margin Read Level Ant Factor Cable Loss Preamp Factor APos TPos Remark MHz dBuV/m dBuV/m dB dBuV dB/m dB dB cm deg 1 2483.56 50.53 54.00 -3.47 48.65 30.49 4.92 33.53 200 323 AVERAGE	Blank

Mode	17	
	Band Edge - L	
	2400-2483.5_802.11ax HE40_CH06_Full RU _2437MHz	
ANT	6	
Pol.	Vertical	Fundamental
Peak	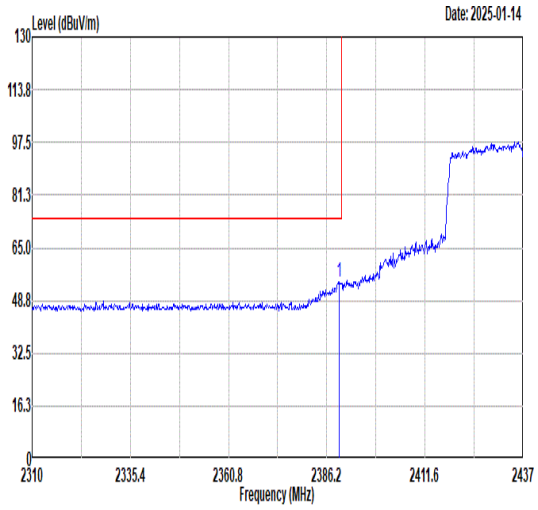 Freq Level Limit Line Margin Read Level Ant Factor Cable Loss Preamp Factor APos TPos Remark MHz dBuV/m dBuV/m dB dBuV dB/m dB dB cm deg 1 2389.50 54.64 74.00 -19.36 53.10 30.44 4.80 33.70 364 231 PEAK	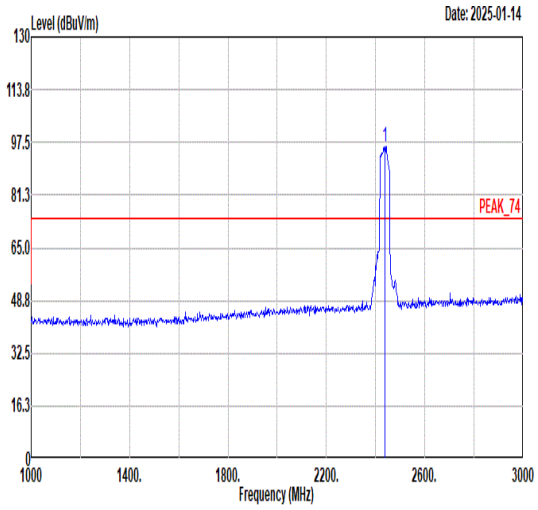 Freq Level Limit Line Margin Read Level Ant Factor Cable Loss Preamp Factor APos TPos Remark MHz dBuV/m dBuV/m dB dBuV dB/m dB dB cm deg 1 2437.00 96.33 ------ ------ 94.60 30.47 4.87 33.61 364 231 PEAK
Avg	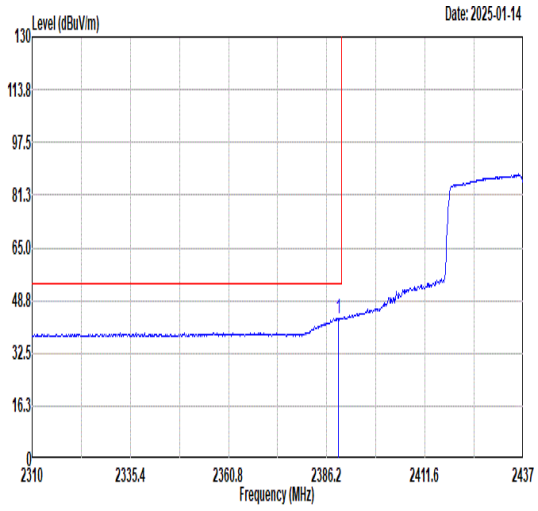 Freq Level Limit Line Margin Read Level Ant Factor Cable Loss Preamp Factor APos TPos Remark MHz dBuV/m dBuV/m dB dBuV dB/m dB dB cm deg 1 2389.25 43.36 54.00 -10.64 41.84 30.44 4.79 33.71 364 231 AVERAGE	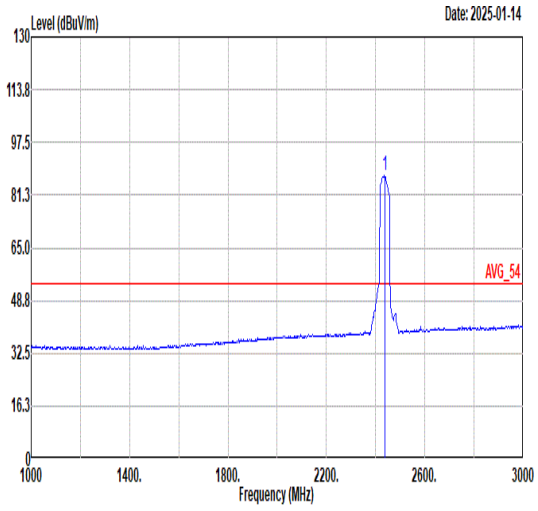 Freq Level Limit Line Margin Read Level Ant Factor Cable Loss Preamp Factor APos TPos Remark MHz dBuV/m dBuV/m dB dBuV dB/m dB dB cm deg 1 2437.00 87.34 ------ ------ 85.65 30.46 4.85 33.62 364 231 AVERAGE

Mode	17	
	Band Edge - R	
	2400-2483.5_802.11ax HE40_CH06_Full RU _2437MHz	
ANT	6	
Pol.	Vertical	Fundamental
Peak	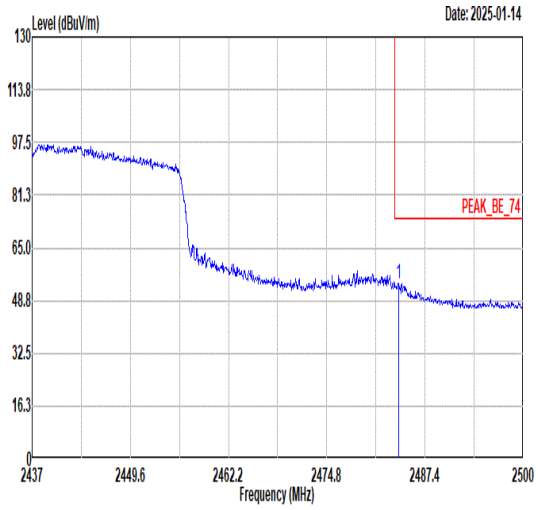 Freq Level Limit Line Margin Read Level Ant Factor Cable Loss Preamp Factor APos TPos Remark MHz dBuV/m dBuV/m dB dBuV dB/m dB dB cm deg 1 2484.06 53.99 74.00 -20.01 52.11 30.49 4.92 33.53 364 231 PEAK	Blank
Avg	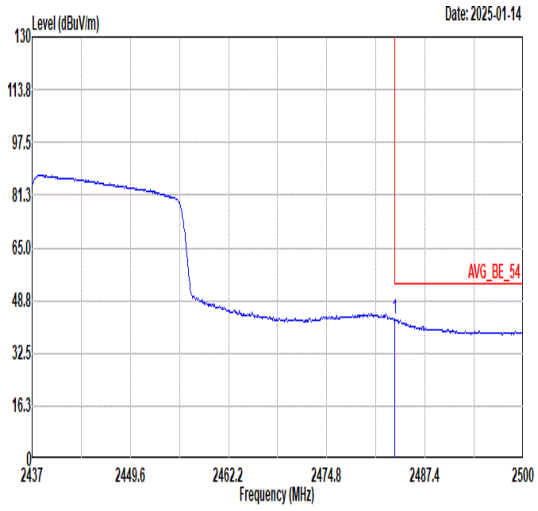 Freq Level Limit Line Margin Read Level Ant Factor Cable Loss Preamp Factor APos TPos Remark MHz dBuV/m dBuV/m dB dBuV dB/m dB dB cm deg 1 2483.56 43.12 54.00 -10.88 41.24 30.49 4.92 33.53 364 231 AVERAGE	Blank

Mode	18	
	Band Edge - L	
	2400-2483.5_802.11ax HE40_CH08_Full RU _2447MHz	
ANT	6	
Pol.	Horizontal	Fundamental
Peak	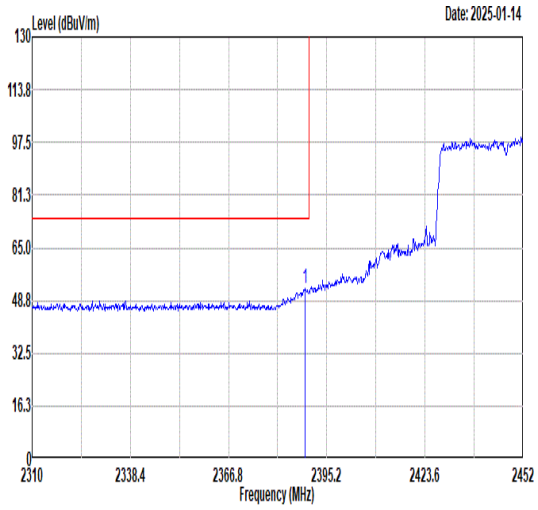 Freq Level Limit Line Margin Read Level Ant Factor Cable Loss Preamp Factor APos TPos Remark MHz dBuV/m dBuV/m dB dBuV dB/m dB dB cm deg 1 2388.81 52.64 74.00 -21.36 51.13 30.43 4.79 33.71 191 324 PEAK	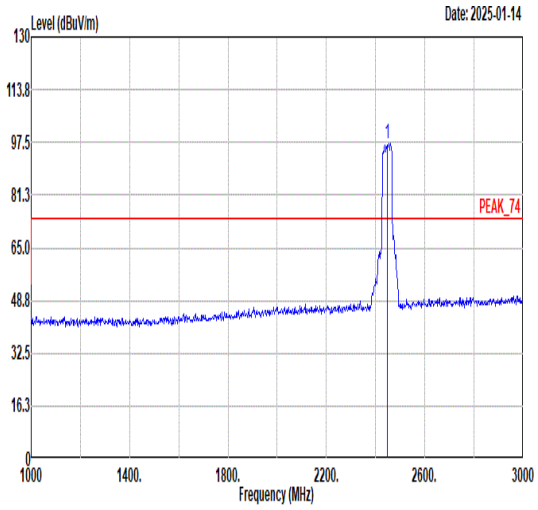 Freq Level Limit Line Margin Read Level Ant Factor Cable Loss Preamp Factor APos TPos Remark MHz dBuV/m dBuV/m dB dBuV dB/m dB dB cm deg 1 2447.00 97.17 ------ ------ 95.41 30.47 4.88 33.59 191 324 PEAK
Avg	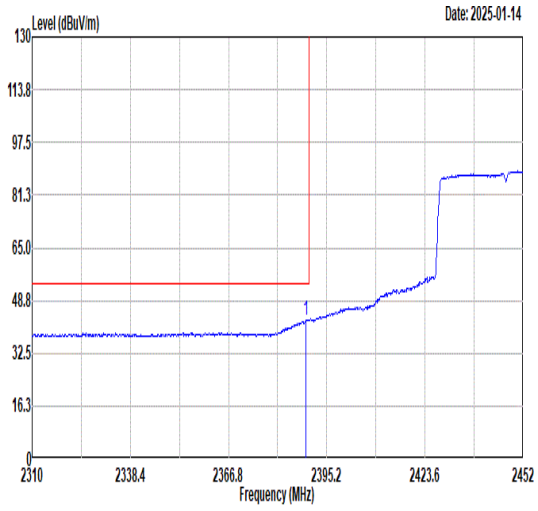 Freq Level Limit Line Margin Read Level Ant Factor Cable Loss Preamp Factor APos TPos Remark MHz dBuV/m dBuV/m dB dBuV dB/m dB dB cm deg 1 2389.24 42.83 54.00 -11.17 41.31 30.44 4.79 33.71 191 324 AVERAGE	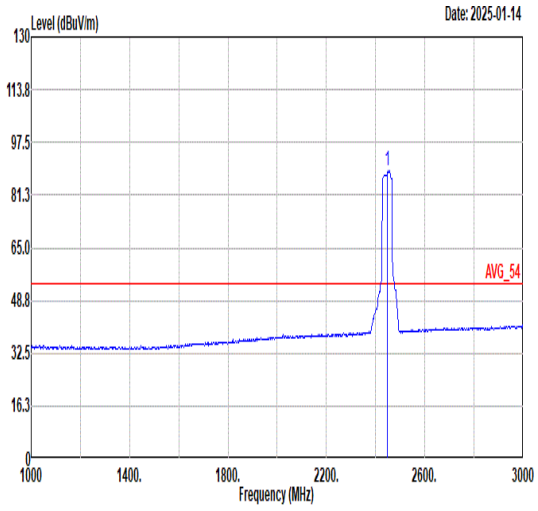 Freq Level Limit Line Margin Read Level Ant Factor Cable Loss Preamp Factor APos TPos Remark MHz dBuV/m dBuV/m dB dBuV dB/m dB dB cm deg 1 2447.00 88.82 ------ ------ 87.04 30.48 4.88 33.58 191 324 AVERAGE

Mode	18	
	Band Edge - R	
	2400-2483.5_802.11ax HE40_CH08_Full RU _2447MHz	
ANT	6	
Pol.	Horizontal	Fundamental
Peak	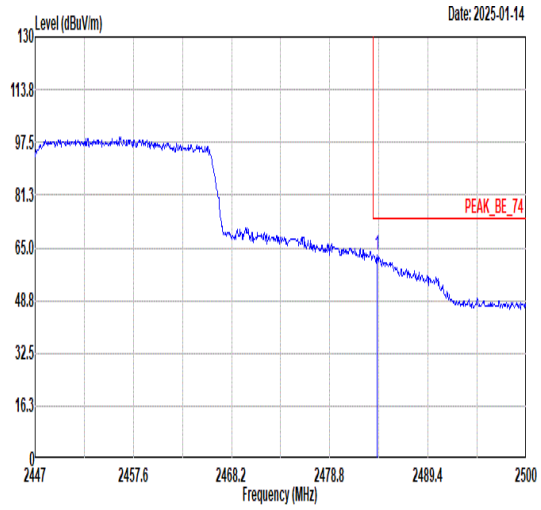 Freq Level Limit Line Margin Read Level Ant Factor Cable Loss Preamp Factor APos TPos Remark MHz dBuV/m dBuV/m dB dBuV dB/m dB dB cm deg 1 2483.94 62.87 74.00 -11.13 60.99 30.49 4.92 33.53 191 324 PEAK	Blank
Avg	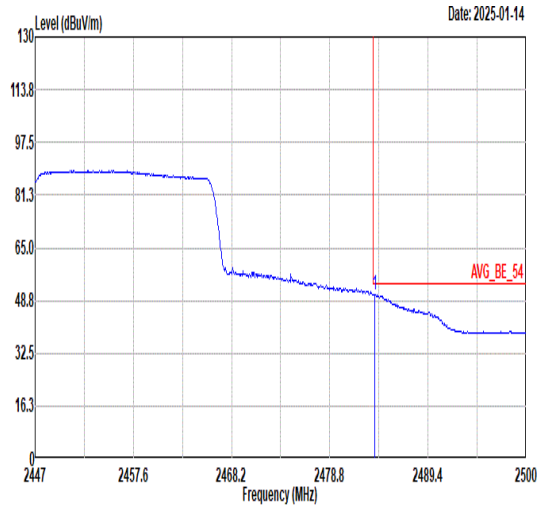 Freq Level Limit Line Margin Read Level Ant Factor Cable Loss Preamp Factor APos TPos Remark MHz dBuV/m dBuV/m dB dBuV dB/m dB dB cm deg 1 2483.68 50.66 54.00 -3.34 48.78 30.49 4.92 33.53 191 324 AVERAGE	Blank

Mode	18	
	Band Edge - L	
	2400-2483.5_802.11ax HE40_CH08_Full RU _2447MHz	
ANT	6	
Pol.	Vertical	Fundamental
Peak	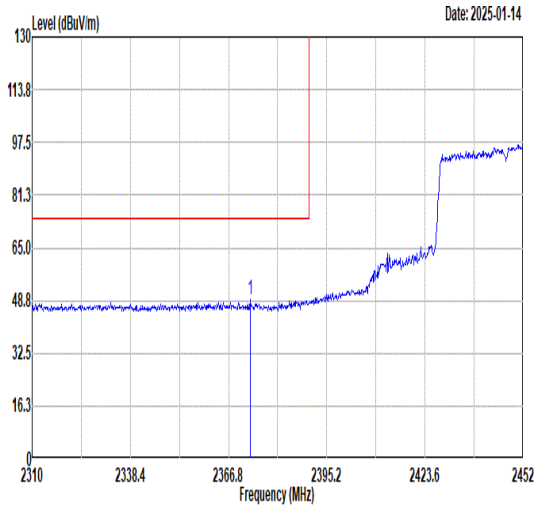 Freq Level Limit Line Margin Read Level Ant Factor Cable Loss Preamp Factor APos TPos Remark MHz dBuV/m dBuV/m dB dBuV dB/m dB dB cm deg 1 2373.19 48.84 74.00 -25.16 47.36 30.43 4.78 33.73 353 240 PEAK	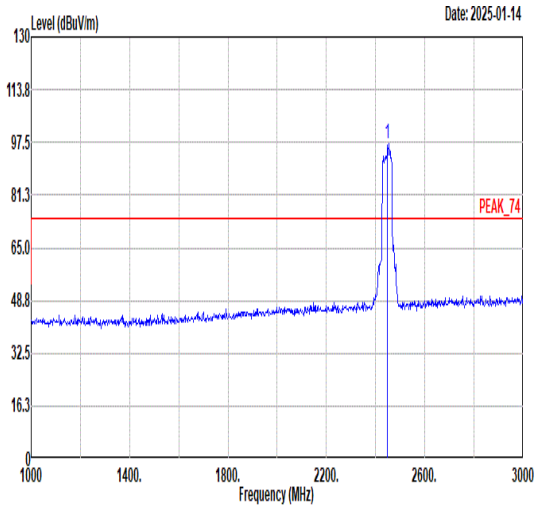 Freq Level Limit Line Margin Read Level Ant Factor Cable Loss Preamp Factor APos TPos Remark MHz dBuV/m dBuV/m dB dBuV dB/m dB dB cm deg 1 2447.00 97.26 ------ ------ 95.50 30.47 4.88 33.59 353 240 PEAK
Avg	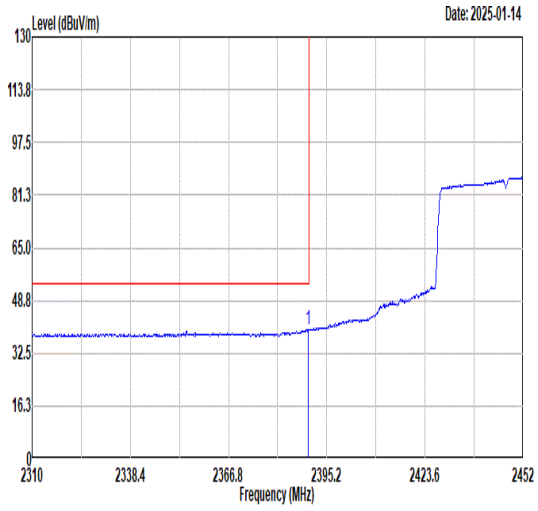 Freq Level Limit Line Margin Read Level Ant Factor Cable Loss Preamp Factor APos TPos Remark MHz dBuV/m dBuV/m dB dBuV dB/m dB dB cm deg 1 2389.95 39.91 54.00 -14.09 38.37 30.44 4.80 33.70 353 240 AVERAGE	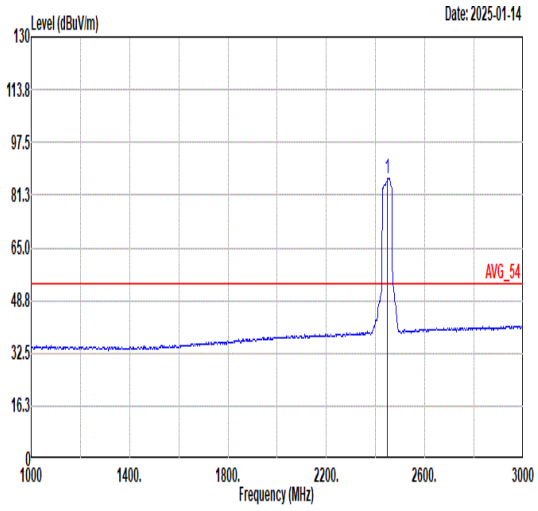 Freq Level Limit Line Margin Read Level Ant Factor Cable Loss Preamp Factor APos TPos Remark MHz dBuV/m dBuV/m dB dBuV dB/m dB dB cm deg 1 2447.00 86.45 ------ ------ 84.69 30.47 4.88 33.59 353 240 AVERAGE

Mode	18	
	Band Edge - R	
	2400-2483.5_802.11ax HE40_CH08_Full RU _2447MHz	
ANT	6	
Pol.	Vertical	Fundamental
Peak	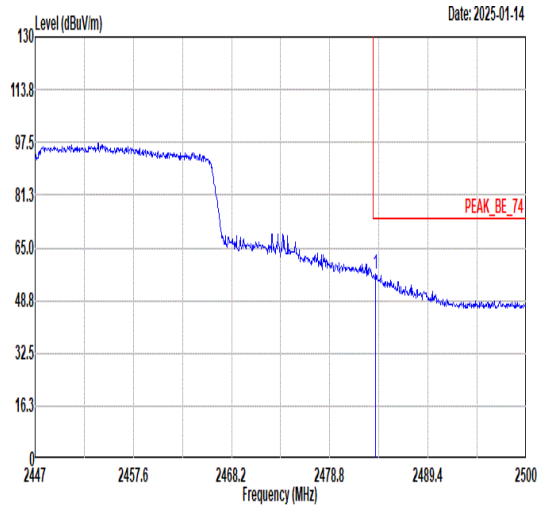 Freq Level Limit Line Margin Read Level Ant Factor Cable Loss Preamp Factor APos TPos Remark MHz dBuV/m dBuV/m dB dBuV dB/m dB dB cm deg 1 2483.73 56.70 74.00 -17.30 54.82 30.49 4.92 33.53 353 240 PEAK	Blank
Avg	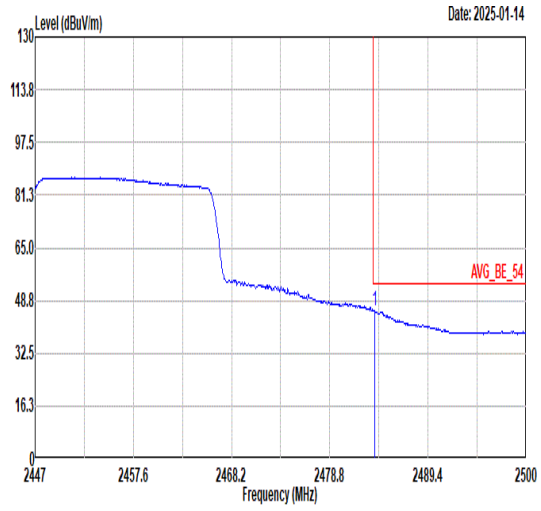 Freq Level Limit Line Margin Read Level Ant Factor Cable Loss Preamp Factor APos TPos Remark MHz dBuV/m dBuV/m dB dBuV dB/m dB dB cm deg 1 2483.62 45.63 54.00 -8.37 43.75 30.49 4.92 33.53 353 240 AVERAGE	Blank

Appendix D. Duty Cycle Plots

Band	Duty Cycle(%)	T(ms)	1/T(kHz)	VBW Setting
802.11b	99.53	-	-	10Hz
802.11g	96.50	1.38	0.725	1KHz
802.11ax HE20	96.23	1.02	0.981	1KHz
802.11ax HE40	92.98	0.53	1.887	3KHz

802.11b

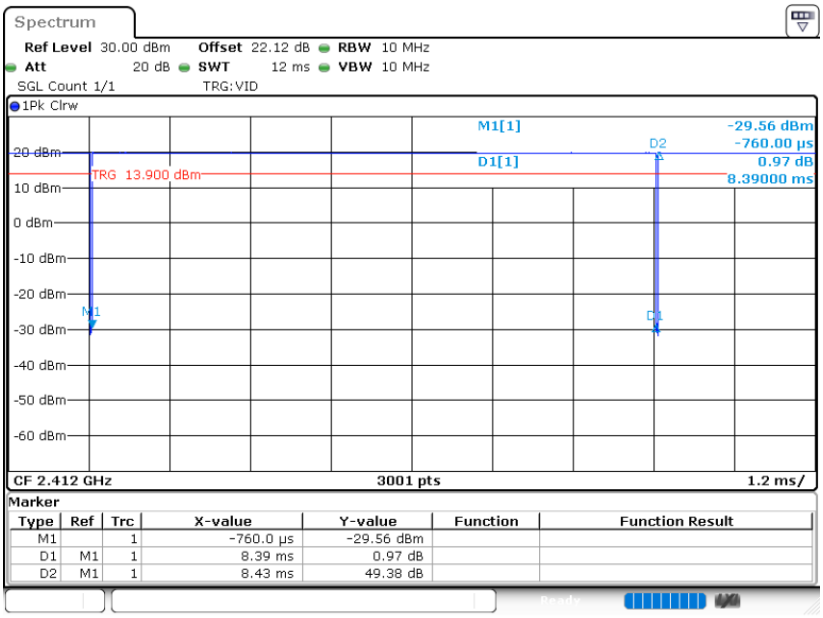

802.11g

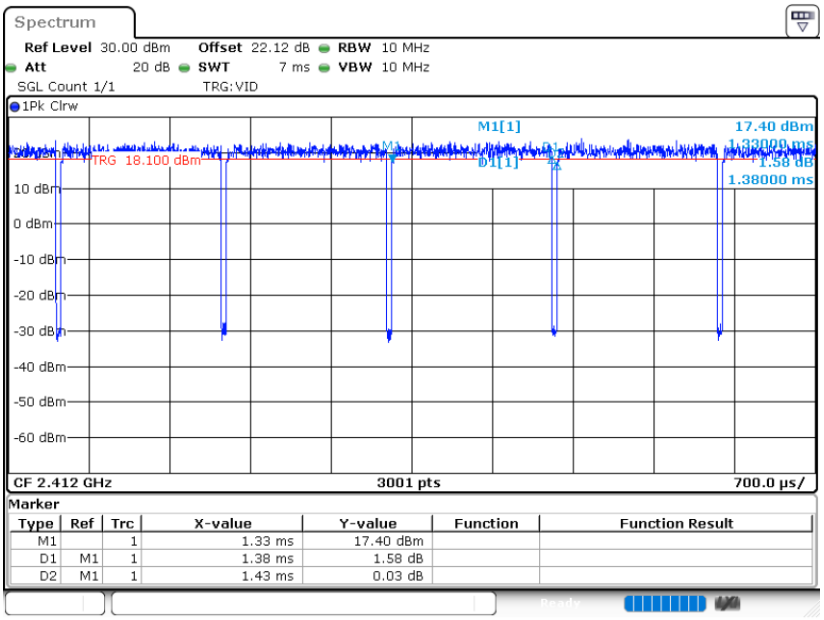

802.11ax HE20

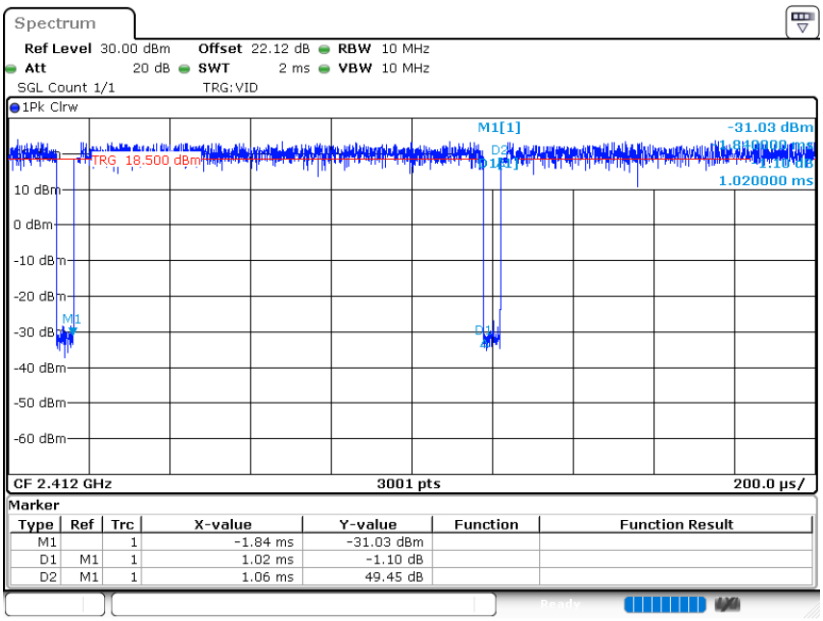
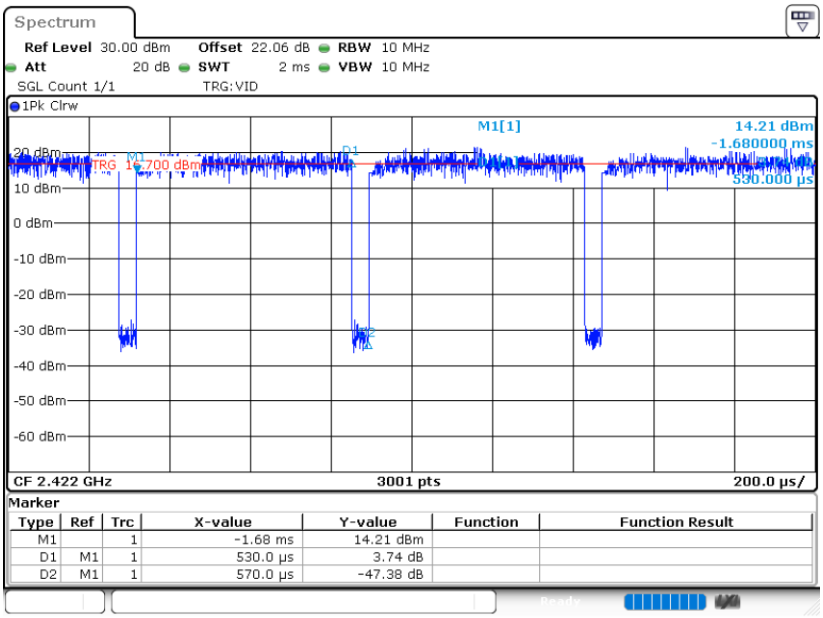
802.11ax HE40