Mode	1	
	Band Edge	
	2400-2483.5_Bluetooth-LE_GSFK _CH00_2402MHz	
ANT	6	
Pol.	Vertical	Fundamental
Peak	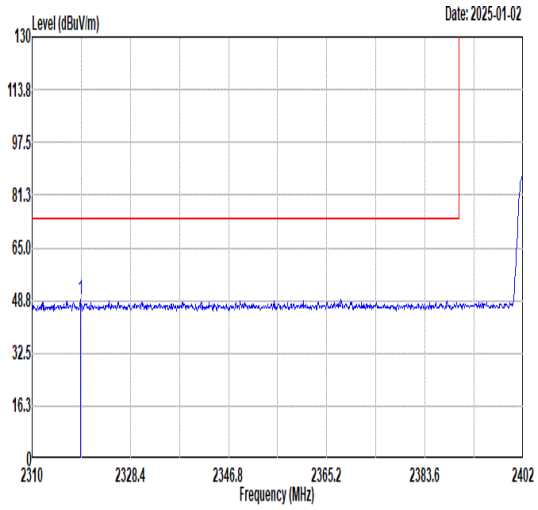 Freq Level Limit Line Margin Read Level Ant Factor Cable Loss Preamp Factor APos TPos Remark MHz dBuV/m dBuV/m dB dBuV dB/m dB dB cm deg 1 2319.11 49.00 74.00 -25.00 47.72 30.39 4.72 33.83 100 58 PEAK	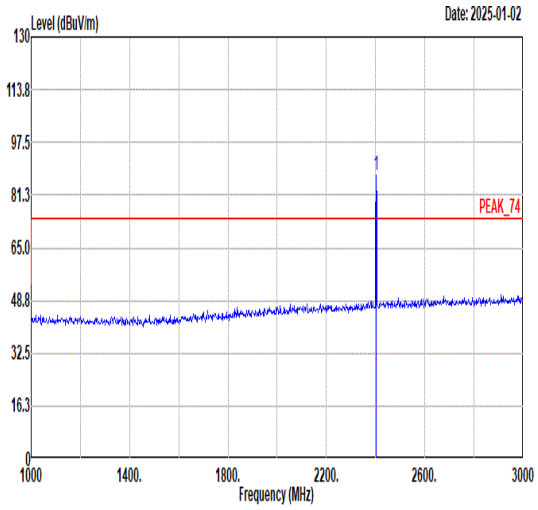 Freq Level Limit Line Margin Read Level Ant Factor Cable Loss Preamp Factor APos TPos Remark MHz dBuV/m dBuV/m dB dBuV dB/m dB dB cm deg 1 2402.00 87.19 ------ ------ 85.62 30.44 4.81 33.68 100 58 PEAK
Avg	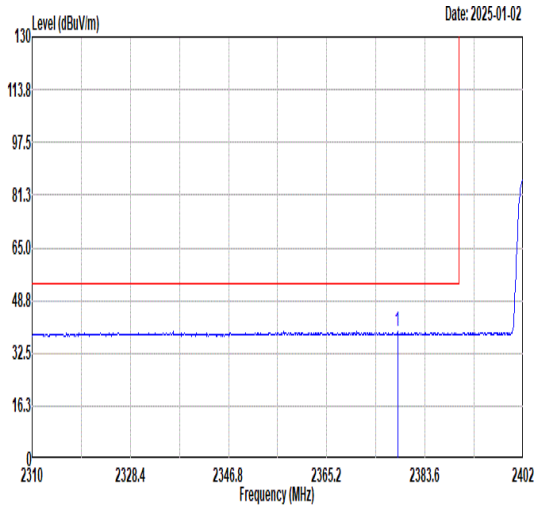 Freq Level Limit Line Margin Read Level Ant Factor Cable Loss Preamp Factor APos TPos Remark MHz dBuV/m dBuV/m dB dBuV dB/m dB dB cm deg 1 2378.45 39.07 54.00 -14.93 37.59 30.43 4.78 33.73 100 58 AVERAGE	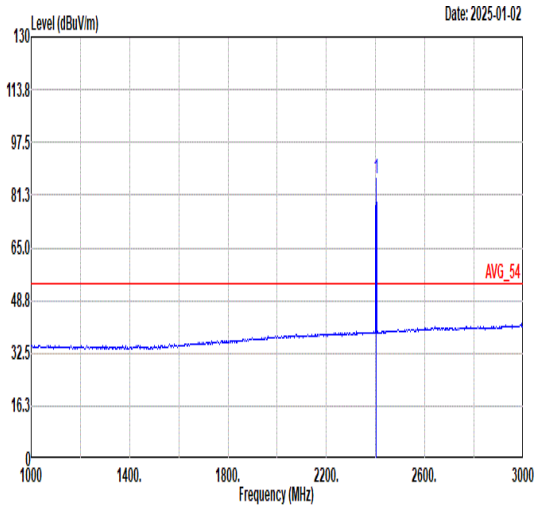 Freq Level Limit Line Margin Read Level Ant Factor Cable Loss Preamp Factor APos TPos Remark MHz dBuV/m dBuV/m dB dBuV dB/m dB dB cm deg 1 2402.00 86.13 ------ ------ 84.56 30.44 4.81 33.68 100 58 AVERAGE

Mode	1	
	Harmonic	
	2400-2483.5_Bluetooth-LE_GSFK _CH00_2402MHz	
ANT	6	
Pol.	Horizontal	Vertical
Peak Avg	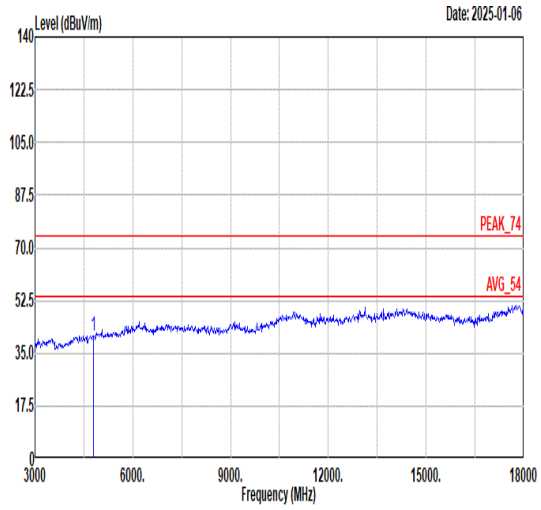 Freq Level Limit Line Margin Read Level Ant Factor Cable Loss Preamp Factor APos TPos Remark MHz dBuV/m dBuV/m dB dBuV dB/m dB dB cm deg 1 4804.00 40.90 74.00 -33.10 64.56 33.82 7.74 65.22 -- -- Peak	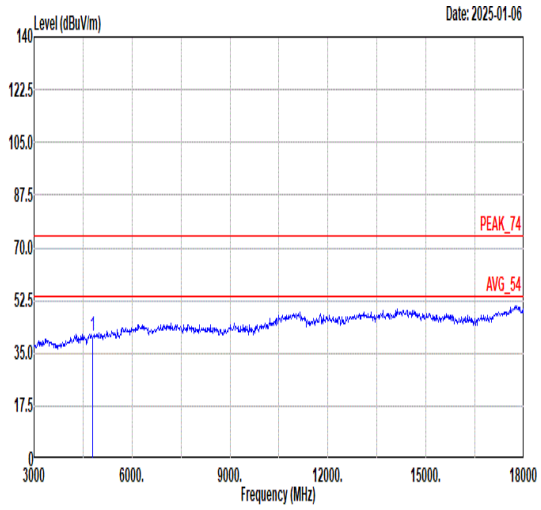 Freq Level Limit Line Margin Read Level Ant Factor Cable Loss Preamp Factor APos TPos Remark MHz dBuV/m dBuV/m dB dBuV dB/m dB dB cm deg 1 4804.00 40.48 74.00 -33.52 64.14 33.82 7.74 65.22 -- -- Peak

Mode	2	
	Harmonic	
	2400-2483.5_Bluetooth-LE_GSFK _CH19_2440MHz	
ANT	6	
Pol.	Horizontal	Vertical
Peak Avg	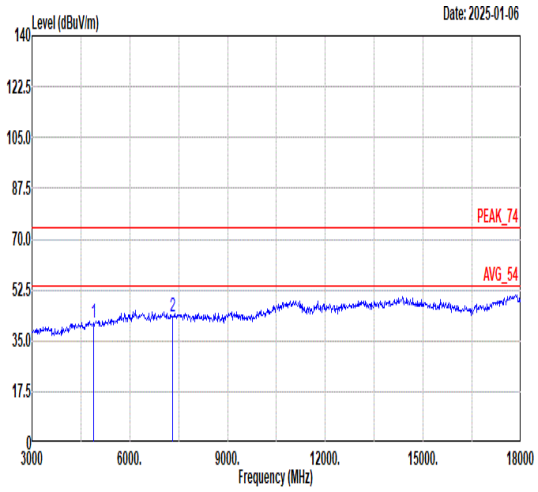 Freq Level Limit Line Margin Read Level Ant Factor Cable Loss Preamp Factor APos TPos Remark MHz dBuV/m dBuV/m dB dBuV dB/m dB dB cm deg 1 4880.00 40.98 74.00 -33.02 64.61 33.85 7.77 65.25 -- -- Peak 2 7320.00 43.40 74.00 -30.60 62.78 36.30 8.96 64.64 -- -- Peak	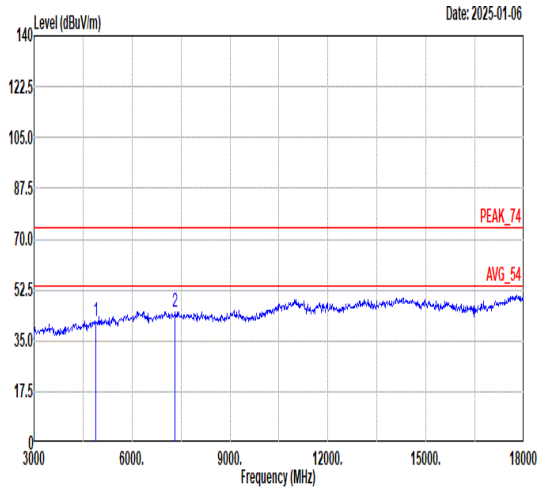 Freq Level Limit Line Margin Read Level Ant Factor Cable Loss Preamp Factor APos TPos Remark MHz dBuV/m dBuV/m dB dBuV dB/m dB dB cm deg 1 4880.00 41.50 74.00 -32.50 65.13 33.85 7.77 65.25 -- -- Peak 2 7320.00 44.71 74.00 -29.29 64.09 36.30 8.96 64.64 -- -- Peak

Mode	3	
	Band Edge	
	2400-2483.5_Bluetooth-LE_GSFK _CH39_2480MHz	
ANT	6	
Pol.	Horizontal	Fundamental
Peak	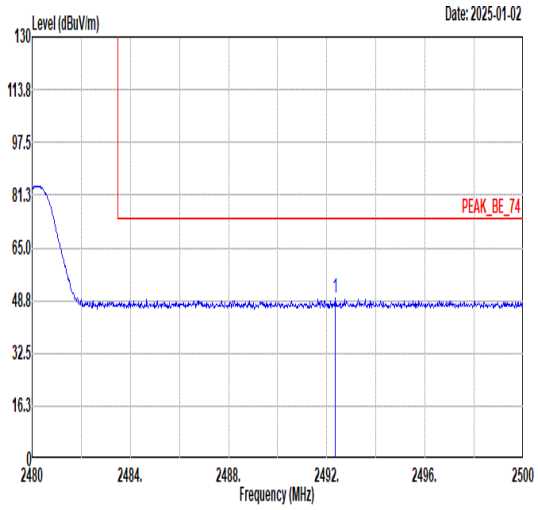 Limit Read Ant Cable Preamp APos TPos Freq Level Line Margin Level Factor Loss Factor Remark MHz dBuV/m dBuV/m dB dBuV dB/m dB dB cm deg 1 2492.34 49.36 74.00 -24.64 47.45 30.50 4.93 33.52 400 146 PEAK	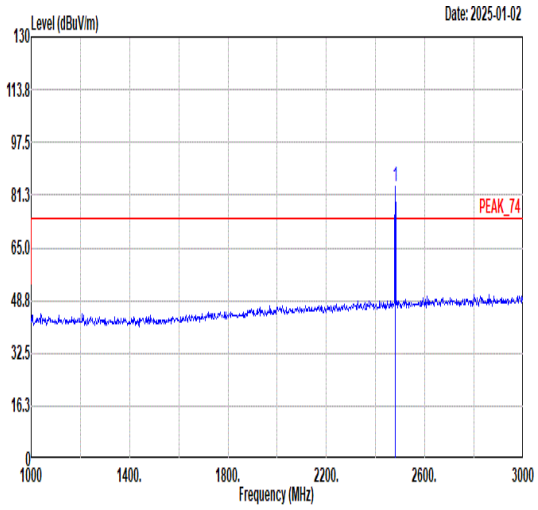 Limit Read Ant Cable Preamp APos TPos Freq Level Line Margin Level Factor Loss Factor Remark MHz dBuV/m dBuV/m dB dBuV dB/m dB dB cm deg 1 2480.00 84.08 ------ ------ 82.21 30.49 4.92 33.54 400 146 PEAK
Avg	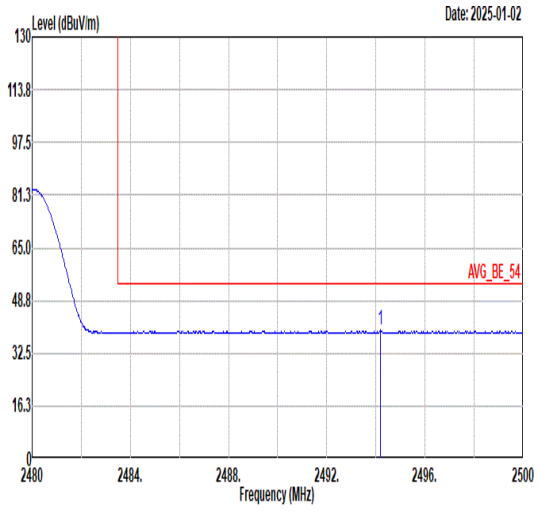 Limit Read Ant Cable Preamp APos TPos Freq Level Line Margin Level Factor Loss Factor Remark MHz dBuV/m dBuV/m dB dBuV dB/m dB dB cm deg 1 2494.18 39.55 54.00 -14.45 37.63 30.50 4.93 33.51 400 146 AVERAGE	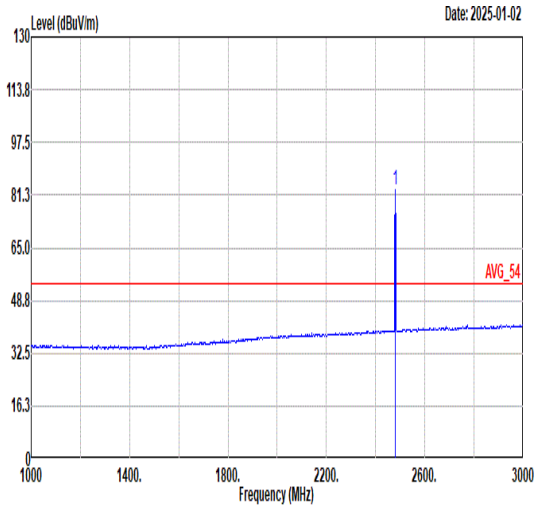 Limit Read Ant Cable Preamp APos TPos Freq Level Line Margin Level Factor Loss Factor Remark MHz dBuV/m dBuV/m dB dBuV dB/m dB dB cm deg 1 2480.00 82.93 ------ ------ 81.06 30.49 4.92 33.54 400 146 AVERAGE

Mode	3	
	Band Edge	
	2400-2483.5_Bluetooth-LE_GSFK _CH39_2480MHz	
ANT	6	
Pol.	Vertical	Fundamental
Peak	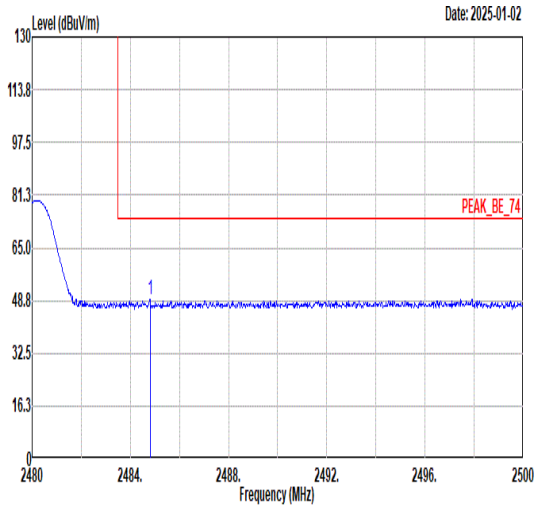 Freq Level Limit Line Margin Read Level Ant Factor Cable Loss Preamp Factor APos TPos Remark MHz dBuV/m dBuV/m dB dBuV dB/m dB dB cm deg 1 2484.80 49.21 74.00 -24.79 47.33 30.49 4.92 33.53 400 71 PEAK	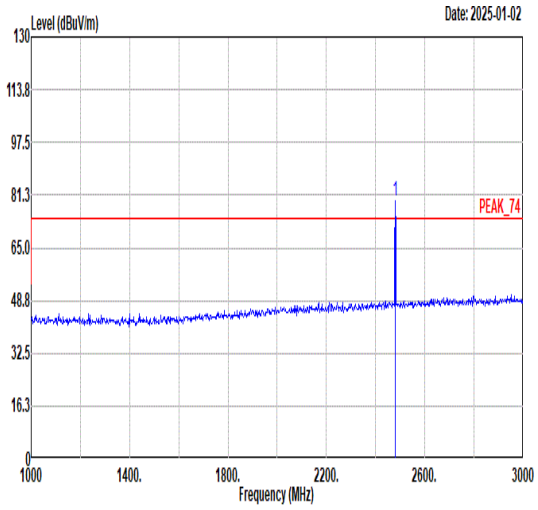 Freq Level Limit Line Margin Read Level Ant Factor Cable Loss Preamp Factor APos TPos Remark MHz dBuV/m dBuV/m dB dBuV dB/m dB dB cm deg 1 2480.00 79.69 ------ ------ 77.82 30.49 4.92 33.54 400 71 PEAK
Avg	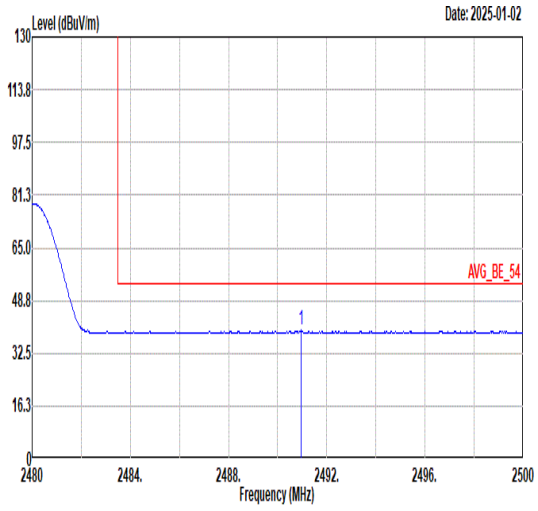 Freq Level Limit Line Margin Read Level Ant Factor Cable Loss Preamp Factor APos TPos Remark MHz dBuV/m dBuV/m dB dBuV dB/m dB dB cm deg 1 2490.94 39.52 54.00 -14.48 37.61 30.50 4.93 33.52 400 71 AVERAGE	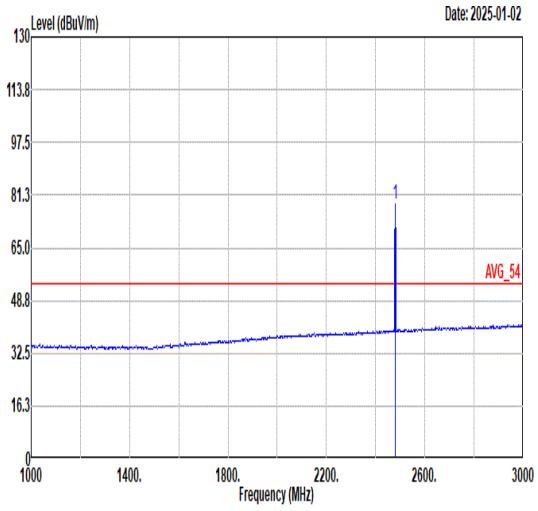 Freq Level Limit Line Margin Read Level Ant Factor Cable Loss Preamp Factor APos TPos Remark MHz dBuV/m dBuV/m dB dBuV dB/m dB dB cm deg 1 2480.00 78.60 ------ ------ 76.73 30.49 4.92 33.54 400 71 AVERAGE

Mode	3	
	Harmonic	
	2400-2483.5_Bluetooth-LE_GSFK _CH39_2480MHz	
ANT	6	
Pol.	Horizontal	Vertical
Peak Avg	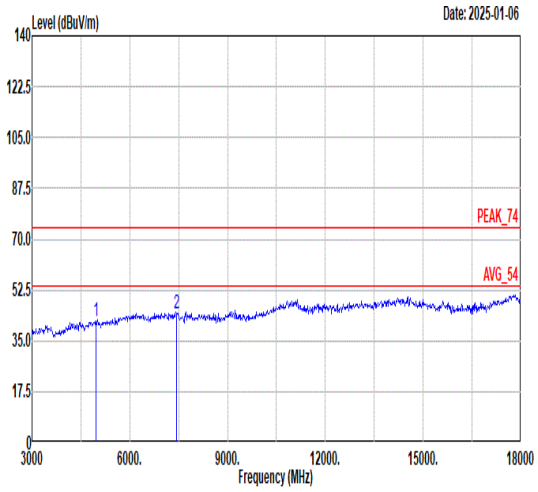 Freq Level Limit Line Margin Read Level Ant Factor Cable Loss Preamp Factor APos TPos Remark MHz dBuV/m dBuV/m dB dBuV dB/m dB dB cm deg 1 4960.00 41.63 74.00 -32.37 65.22 33.89 7.81 65.29 -- -- Peak 2 7440.00 44.34 74.00 -29.66 63.39 36.30 9.19 64.54 -- -- Peak	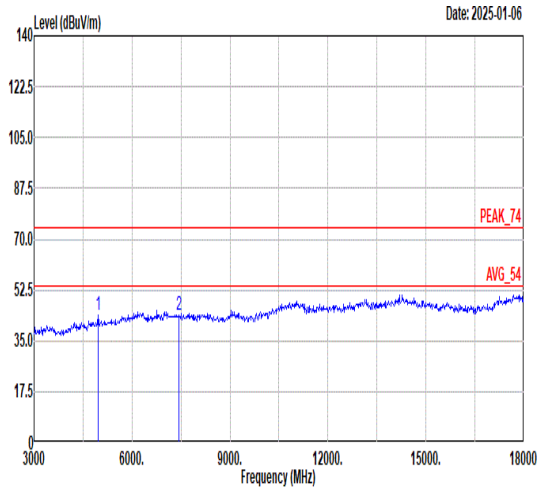 Freq Level Limit Line Margin Read Level Ant Factor Cable Loss Preamp Factor APos TPos Remark MHz dBuV/m dBuV/m dB dBuV dB/m dB dB cm deg 1 4960.00 43.61 74.00 -30.39 67.20 33.89 7.81 65.29 -- -- Peak 2 7440.00 43.76 74.00 -30.24 62.81 36.30 9.19 64.54 -- -- Peak

Mode	4	
	Band Edge	
	2400-2483.5_Bluetooth-LE_GSFK _CH01_2404MHz	
ANT	6	
Pol.	Horizontal	Fundamental
Peak	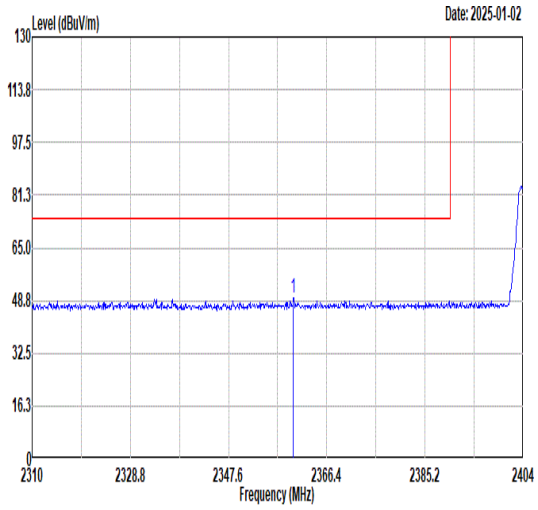 Freq Level Limit Line Margin Read Level Ant Factor Cable Loss Preamp Factor APos TPos Remark MHz dBuV/m dBuV/m dB dBuV dB/m dB dB cm deg 1 2360.01 49.45 74.00 -24.55 48.03 30.42 4.76 33.76 300 345 PEAK	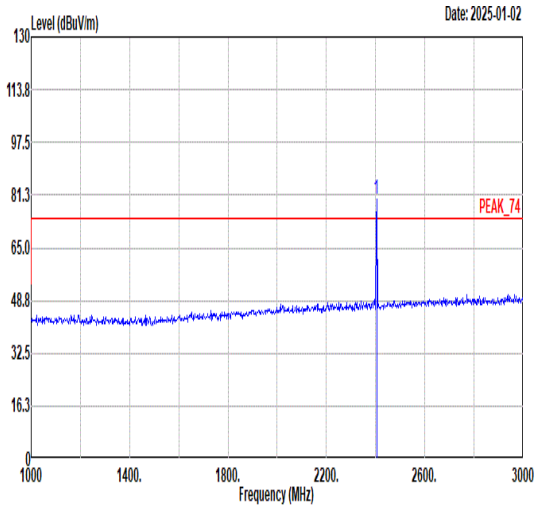 Freq Level Limit Line Margin Read Level Ant Factor Cable Loss Preamp Factor APos TPos Remark MHz dBuV/m dBuV/m dB dBuV dB/m dB dB cm deg 1 2404.00 80.16 ------ ------ 78.59 30.44 4.81 33.68 300 345 PEAK
Avg	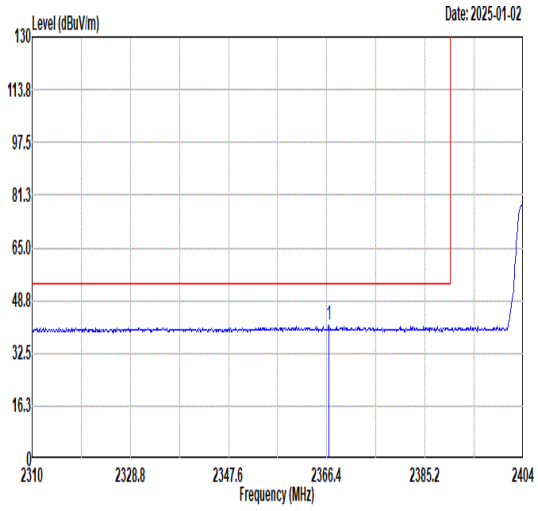 Freq Level Limit Line Margin Read Level Ant Factor Cable Loss Preamp Factor APos TPos Remark MHz dBuV/m dBuV/m dB dBuV dB/m dB dB cm deg 1 2366.78 41.06 54.00 -12.94 39.62 30.42 4.77 33.75 300 345 AVERAGE	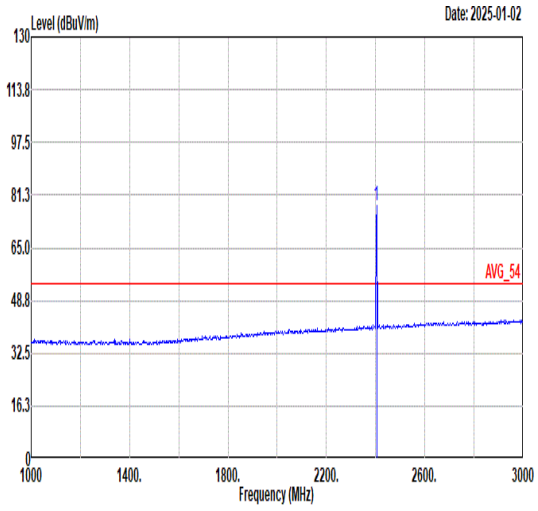 Freq Level Limit Line Margin Read Level Ant Factor Cable Loss Preamp Factor APos TPos Remark MHz dBuV/m dBuV/m dB dBuV dB/m dB dB cm deg 1 2404.00 77.99 ------ ------ 76.42 30.44 4.81 33.68 300 345 AVERAGE

Mode	4	
	Band Edge	
	2400-2483.5_Bluetooth-LE_GSFK _CH01_2404MHz	
ANT	6	
Pol.	Vertical	Fundamental
Peak	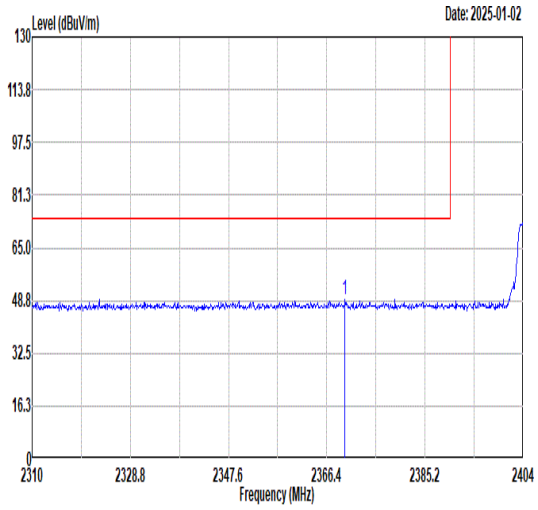 Freq Level Limit Line Margin Read Level Ant Factor Cable Loss Preamp Factor APos TPos Remark MHz dBuV/m dBuV/m dB dBuV dB/m dB dB cm deg 1 2369.88 49.04 74.00 -24.96 47.58 30.42 4.78 33.74 400 360 PEAK	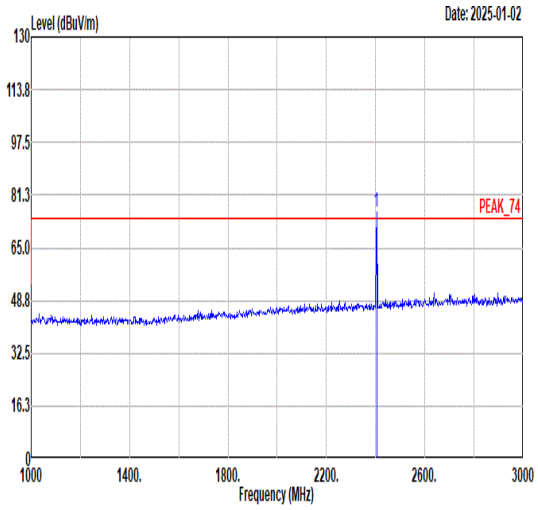 Freq Level Limit Line Margin Read Level Ant Factor Cable Loss Preamp Factor APos TPos Remark MHz dBuV/m dBuV/m dB dBuV dB/m dB dB cm deg 1 2404.00 76.16 ------ ------ 74.59 30.44 4.81 33.68 400 360 PEAK
Avg	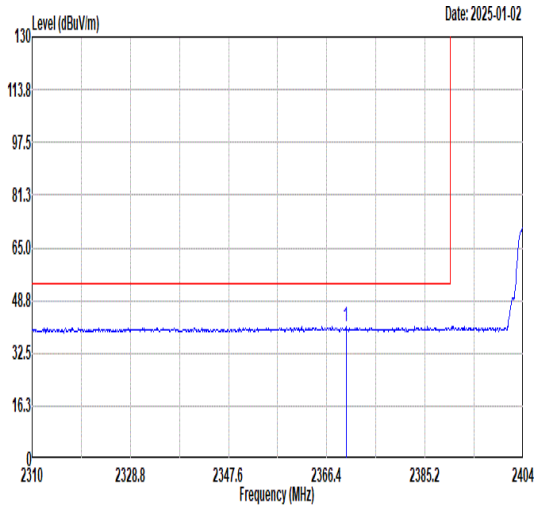 Freq Level Limit Line Margin Read Level Ant Factor Cable Loss Preamp Factor APos TPos Remark MHz dBuV/m dBuV/m dB dBuV dB/m dB dB cm deg 1 2370.07 40.72 54.00 -13.28 39.26 30.42 4.78 33.74 400 360 AVERAGE	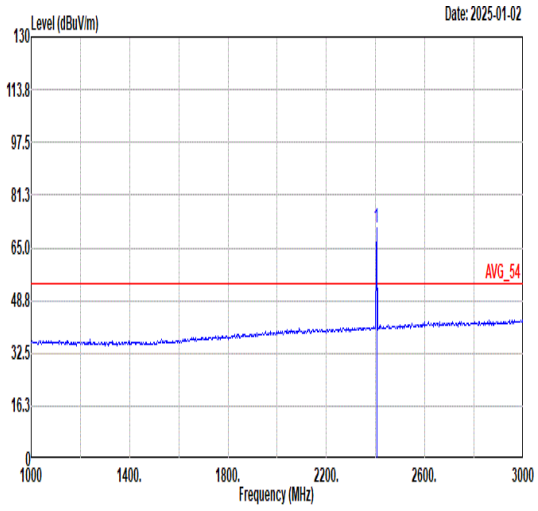 Freq Level Limit Line Margin Read Level Ant Factor Cable Loss Preamp Factor APos TPos Remark MHz dBuV/m dBuV/m dB dBuV dB/m dB dB cm deg 1 2404.00 71.34 ------ ------ 69.77 30.44 4.81 33.68 400 360 AVERAGE

Mode	5	
	Band Edge	
	2400-2483.5_Bluetooth-LE_GSFK _CH38_2478MHz	
ANT	6	
Pol.	Horizontal	Fundamental
Peak	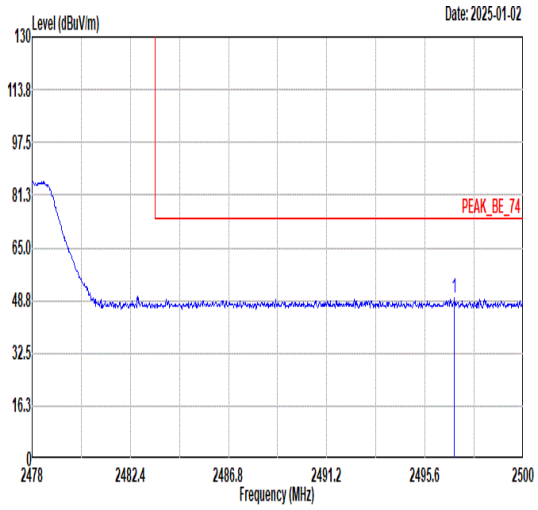 Freq Level Limit Line Margin Read Level Ant Factor Cable Loss Preamp Factor APos TPos Remark MHz dBuV/m dBuV/m dB dBuV dB/m dB dB cm deg 1 2496.92 49.45 74.00 -24.55 47.52 30.50 4.94 33.51 100 161 PEAK	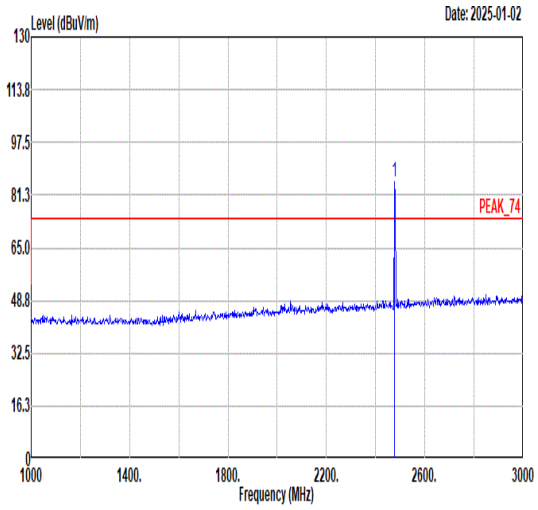 Freq Level Limit Line Margin Read Level Ant Factor Cable Loss Preamp Factor APos TPos Remark MHz dBuV/m dBuV/m dB dBuV dB/m dB dB cm deg 1 2478.00 85.14 ------ ------ 83.28 30.49 4.91 33.54 100 161 PEAK
Avg	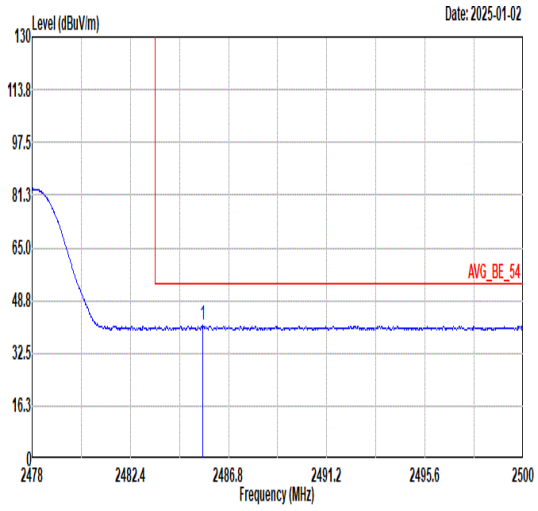 Freq Level Limit Line Margin Read Level Ant Factor Cable Loss Preamp Factor APos TPos Remark MHz dBuV/m dBuV/m dB dBuV dB/m dB dB cm deg 1 2485.66 41.13 54.00 -12.87 39.25 30.49 4.92 33.53 100 161 AVERAGE	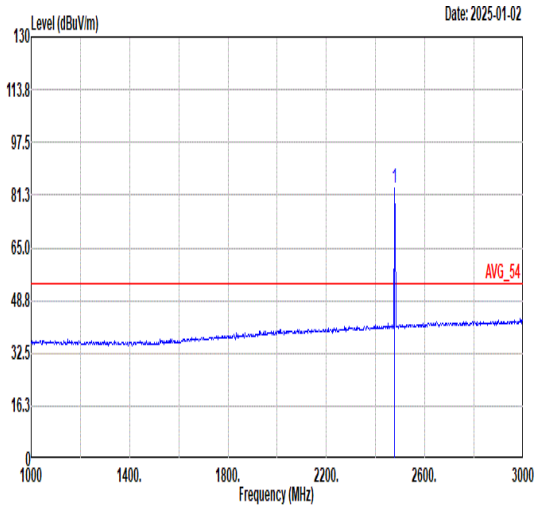 Freq Level Limit Line Margin Read Level Ant Factor Cable Loss Preamp Factor APos TPos Remark MHz dBuV/m dBuV/m dB dBuV dB/m dB dB cm deg 1 2478.00 83.19 ------ ------ 81.33 30.49 4.91 33.54 100 161 AVERAGE

Mode	5	
	Band Edge	
	2400-2483.5_Bluetooth-LE_GSFK _CH38_2478MHz	
ANT	6	
Pol.	Vertical	Fundamental
Peak	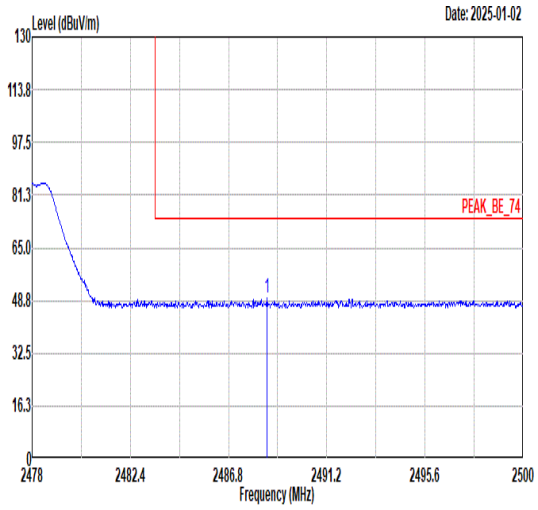 Freq Level Limit Line Margin Read Level Ant Factor Cable Loss Preamp Factor APos TPos Remark MHz dBuV/m dBuV/m dB dBuV dB/m dB dB cm deg 1 2488.52 49.30 74.00 -24.70 47.39 30.50 4.93 33.52 104 347 PEAK	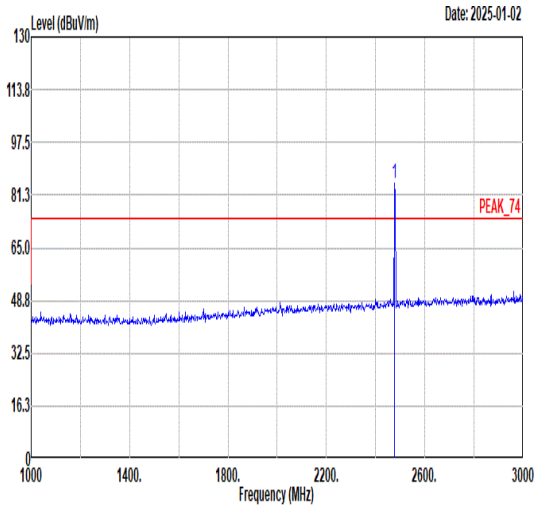 Freq Level Limit Line Margin Read Level Ant Factor Cable Loss Preamp Factor APos TPos Remark MHz dBuV/m dBuV/m dB dBuV dB/m dB dB cm deg 1 2478.00 85.00 ------ ------ 83.14 30.49 4.91 33.54 104 347 PEAK
Avg	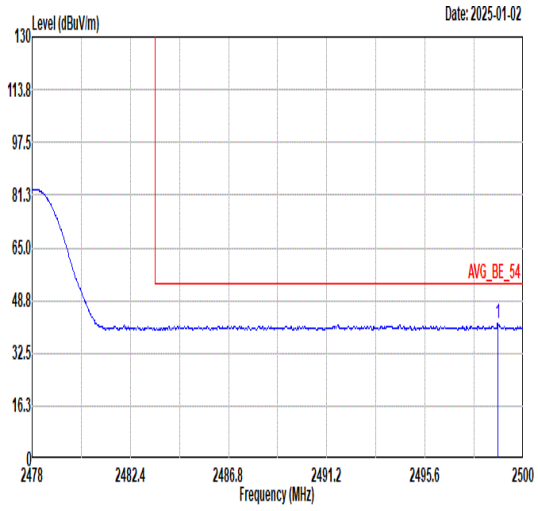 Freq Level Limit Line Margin Read Level Ant Factor Cable Loss Preamp Factor APos TPos Remark MHz dBuV/m dBuV/m dB dBuV dB/m dB dB cm deg 1 2498.86 41.75 54.00 -12.25 39.82 30.50 4.94 33.51 104 347 AVERAGE	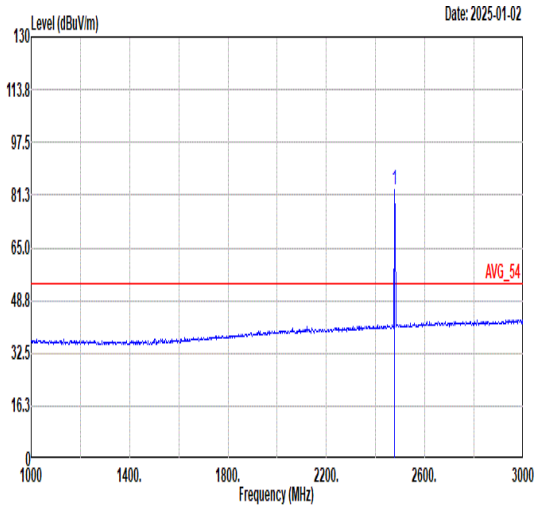 Freq Level Limit Line Margin Read Level Ant Factor Cable Loss Preamp Factor APos TPos Remark MHz dBuV/m dBuV/m dB dBuV dB/m dB dB cm deg 1 2478.00 83.13 ------ ------ 81.27 30.49 4.91 33.54 104 347 AVERAGE

Mode	5	
	Harmonic	
	2400-2483.5_Bluetooth-LE_GSFK _CH38_2478MHz	
ANT	6	
Pol.	Horizontal	Vertical
Peak Avg	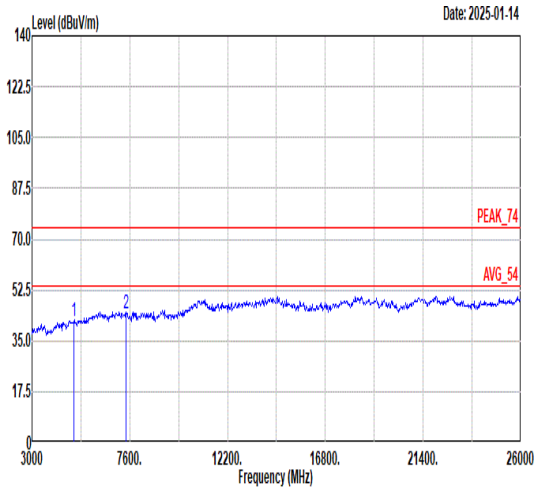 Freq Level Limit Line Margin Read Level Ant Factor Cable Loss Preamp Factor APos TPos Remark MHz dBuV/m dBuV/m dB dBuV dB/m dB dB cm deg 1 4956.00 41.88 74.00 -32.12 65.48 33.88 7.80 65.28 -- -- Peak 2 7434.00 44.47 74.00 -29.53 63.53 36.30 9.19 64.55 -- -- Peak	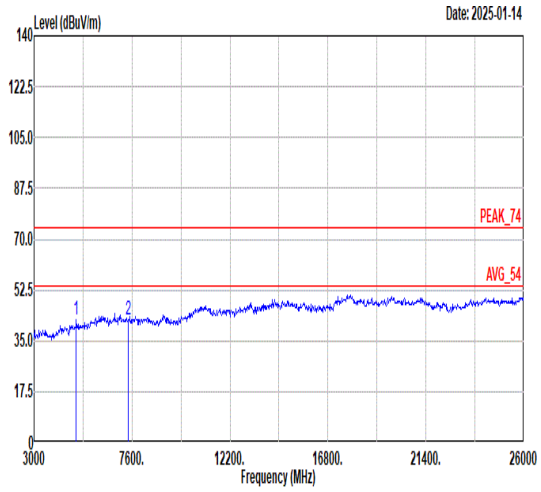 Freq Level Limit Line Margin Read Level Ant Factor Cable Loss Preamp Factor APos TPos Remark MHz dBuV/m dBuV/m dB dBuV dB/m dB dB cm deg 1 4956.00 42.23 74.00 -31.77 65.83 33.88 7.80 65.28 -- -- Peak 2 7434.00 42.38 74.00 -31.62 61.44 36.30 9.19 64.55 -- -- Peak

Mode	6	
	30M~1G(LF)	
	2400-2483.5_Bluetooth-LE_GSFK _CH38_2478MHz	
ANT	6	
Pol.	Horizontal	Vertical
Peak	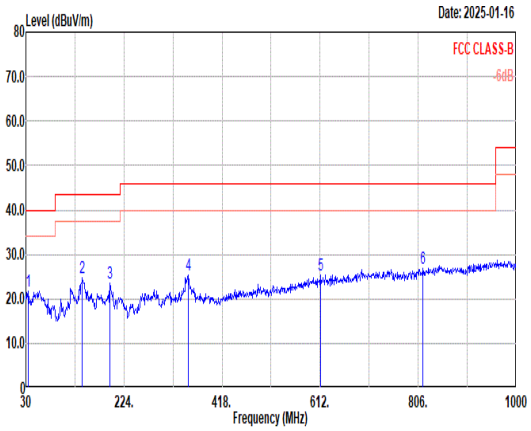	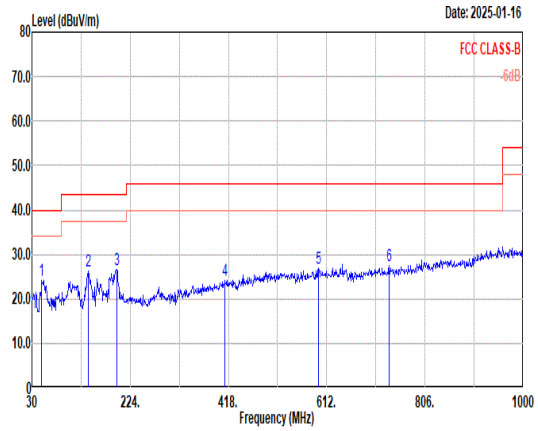

	Freq	Level	Limit Line	Margin	Read Level	Ant Factor	Cable Loss	Preamp Factor	APos	TPos	Remark
	MHz	dBuV/m	dBuV/m	dB	dBuV	dB/m	dB	dB	cm	deg	
1	34.85	21.70	40.00	-18.30	37.34	18.68	0.58	34.90	--	--	Peak
2	141.55	24.78	43.50	-18.72	39.98	18.27	1.25	34.72	--	--	Peak
3	196.84	23.47	43.50	-20.03	40.53	16.17	1.47	34.70	--	--	Peak
4	351.07	25.34	46.00	-20.66	37.76	20.24	1.94	34.60	--	--	Peak
5	612.97	25.41	46.00	-20.59	31.23	26.13	2.63	34.58	--	--	Peak
6	815.70	26.81	46.00	-19.19	29.92	28.14	3.05	34.30	--	--	Peak

	Freq	Level	Limit Line	Margin	Read Level	Ant Factor	Cable Loss	Preamp Factor	APos	TPos	Remark
	MHz	dBuV/m	dBuV/m	dB	dBuV	dB/m	dB	dB	cm	deg	
1	49.40	24.18	40.00	-15.82	38.84	19.63	0.71	35.00	--	--	Peak
2	141.55	26.36	43.50	-17.14	41.56	18.27	1.25	34.72	--	--	Peak
3	197.81	26.50	43.50	-17.00	43.62	16.11	1.47	34.70	--	--	Peak
4	411.21	24.23	46.00	-21.77	34.87	21.72	2.14	34.50	--	--	Peak
5	596.48	26.86	46.00	-19.14	32.91	25.94	2.60	34.59	--	--	Peak
6	735.19	27.37	46.00	-18.63	31.41	27.45	2.91	34.40	--	--	Peak

Mode	7	
	Band Edge	
	Co-TX	
ANT	6	
Pol.	Horizontal	Fundamental
Peak	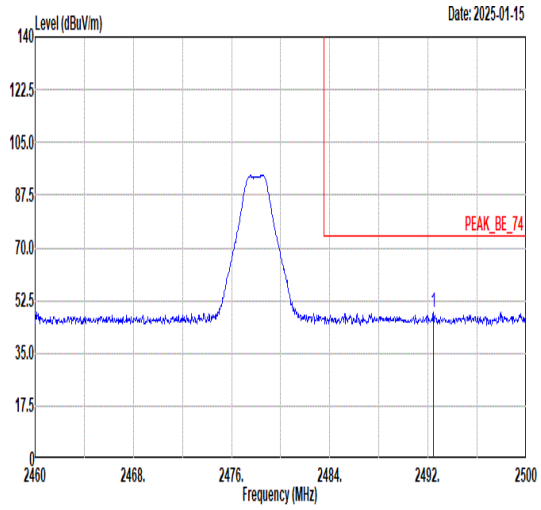 Freq Level Limit Line Margin Read Level Ant Factor Cable Loss Preamp Factor APos TPos Remark MHz dBuV/m dBuV/m dB dBuV dB/m dB dB cm deg 1 2492.44 48.87 74.00 -25.13 46.96 30.50 4.93 33.52 100 255 Peak	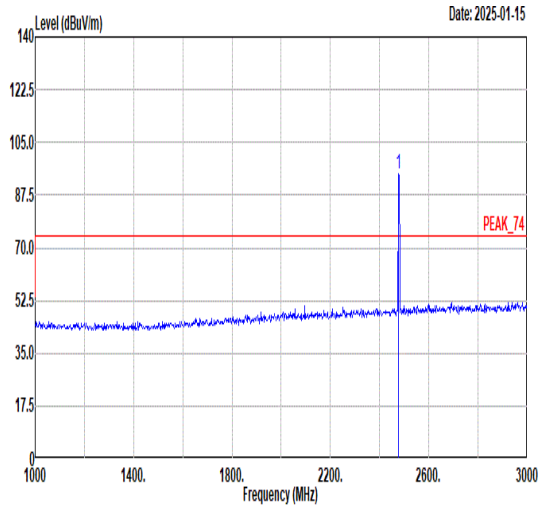 Freq Level Limit Line Margin Read Level Ant Factor Cable Loss Preamp Factor APos TPos Remark MHz dBuV/m dBuV/m dB dBuV dB/m dB dB cm deg 1 2478.00 94.60 ------ ------ 92.74 30.49 4.91 33.54 100 255 Peak
Avg	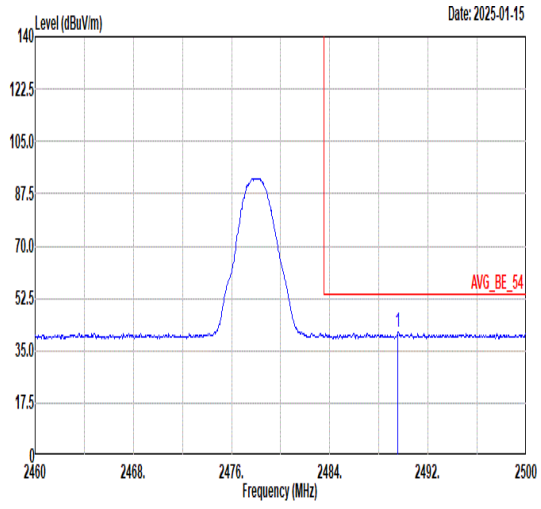 Freq Level Limit Line Margin Read Level Ant Factor Cable Loss Preamp Factor APos TPos Remark MHz dBuV/m dBuV/m dB dBuV dB/m dB dB cm deg 1 2489.56 41.11 54.00 -12.89 39.20 30.50 4.93 33.52 100 255 Average	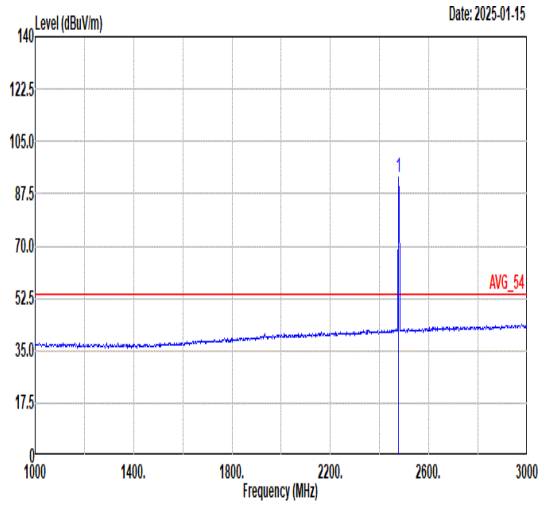 Freq Level Limit Line Margin Read Level Ant Factor Cable Loss Preamp Factor APos TPos Remark MHz dBuV/m dBuV/m dB dBuV dB/m dB dB cm deg 1 2478.00 93.10 ------ ------ 91.24 30.49 4.91 33.54 100 255 Average

Mode	7	
	Band Edge	
	Co-TX	
ANT	6	
Pol.	Vertical	Fundamental
Peak	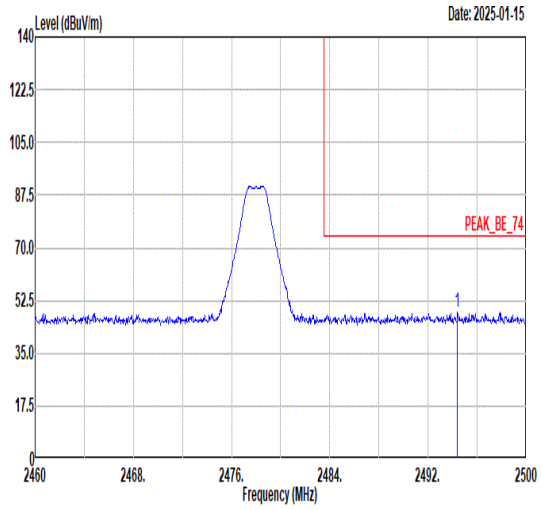 Freq Level Limit Line Margin Read Level Ant Factor Cable Loss Preamp Factor APos TPos Remark MHz dBuV/m dBuV/m dB dBuV dB/m dB dB cm deg 1 2494.40 48.64 74.00 -25.36 46.71 30.50 4.94 33.51 384 252 Peak	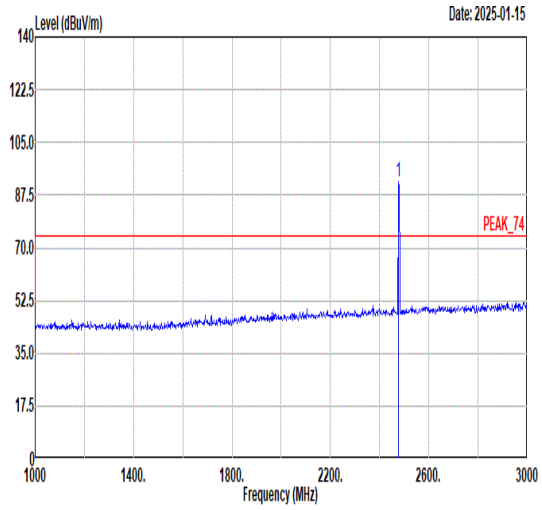 Freq Level Limit Line Margin Read Level Ant Factor Cable Loss Preamp Factor APos TPos Remark MHz dBuV/m dBuV/m dB dBuV dB/m dB dB cm deg 1 2478.00 91.73 ------ ------ 89.87 30.49 4.91 33.54 384 252 Peak
Avg	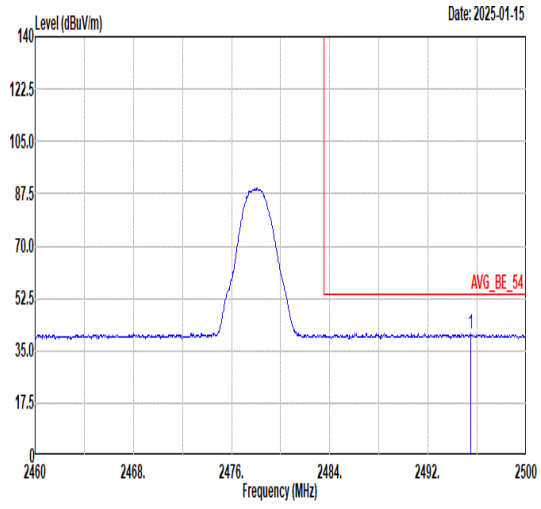 Freq Level Limit Line Margin Read Level Ant Factor Cable Loss Preamp Factor APos TPos Remark MHz dBuV/m dBuV/m dB dBuV dB/m dB dB cm deg 1 2495.48 40.79 54.00 -13.21 38.86 30.50 4.94 33.51 384 252 Average	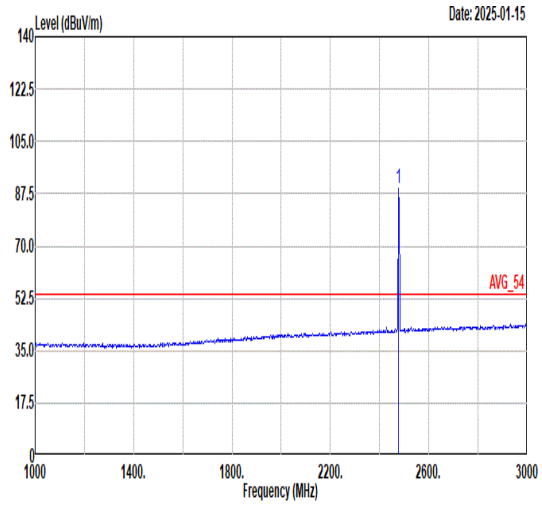 Freq Level Limit Line Margin Read Level Ant Factor Cable Loss Preamp Factor APos TPos Remark MHz dBuV/m dBuV/m dB dBuV dB/m dB dB cm deg 1 2478.00 89.37 ------ ------ 87.51 30.49 4.91 33.54 384 252 Average

Mode	7	
	Harmonic	
	Co-TX	
ANT	6	
Pol.	Horizontal	Vertical
Peak Avg	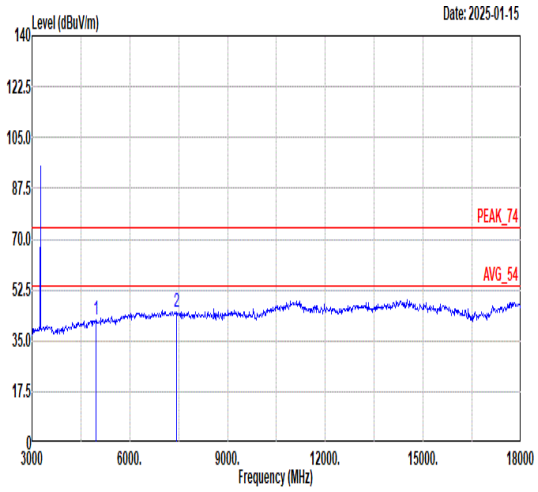 Freq Level Limit Line Margin Read Level Ant Factor Cable Loss Preamp Factor APos TPos Remark MHz dBuV/m dBuV/m dB dBuV dB/m dB dB cm deg 1 4956.00 42.13 74.00 -31.87 65.73 33.88 7.80 65.28 -- -- Peak 2 7434.00 44.89 74.00 -29.11 63.95 36.30 9.19 64.55 -- -- Peak	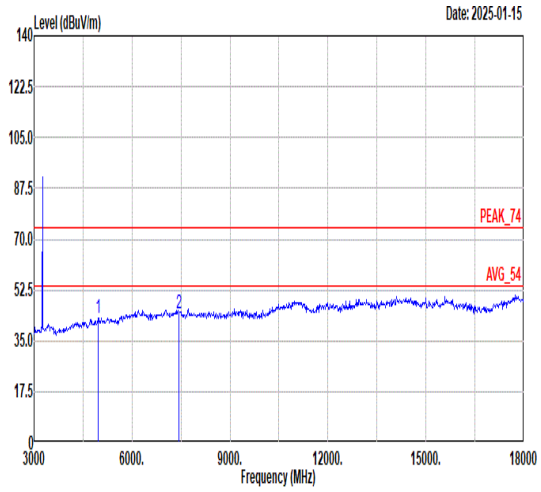 Freq Level Limit Line Margin Read Level Ant Factor Cable Loss Preamp Factor APos TPos Remark MHz dBuV/m dBuV/m dB dBuV dB/m dB dB cm deg 1 4956.00 42.90 74.00 -31.10 66.50 33.88 7.80 65.28 -- -- Peak 2 7434.00 44.41 74.00 -29.59 63.47 36.30 9.19 64.55 -- -- Peak

Note: The frequency point over limit line is LTE Band 48 RF signal which can be ignored.

Appendix D. Duty Cycle Plots

Band	Duty Cycle(%)	T(ms)	1/T(kHz)	VBW Setting
Bluetooth LE 1Mbps	61.29	0.38	2.632	3KHz
Bluetooth LE 2Mbps	31.75	0.2	5	10KHz

Bluetooth LE 1Mbps

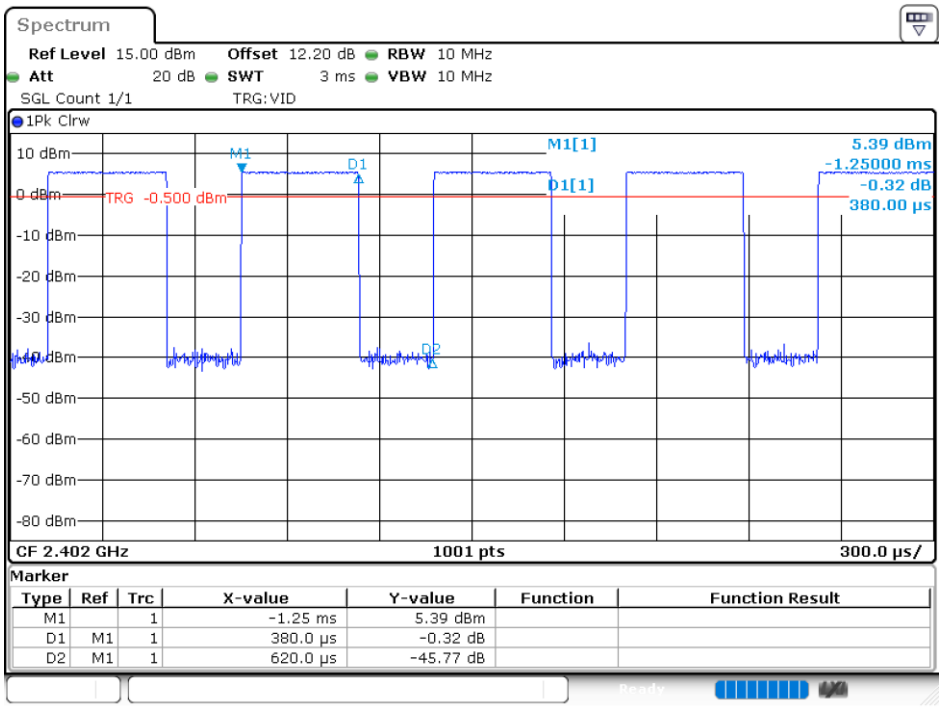
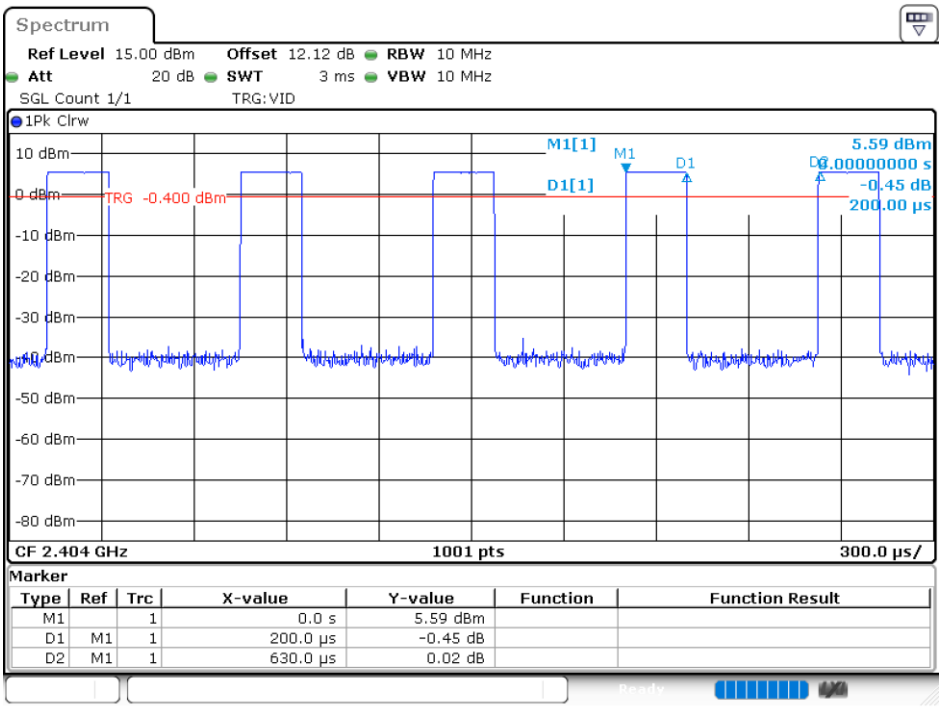
Bluetooth LE 2Mbps