11AX20_Ant6_5500_26Tone_RU0

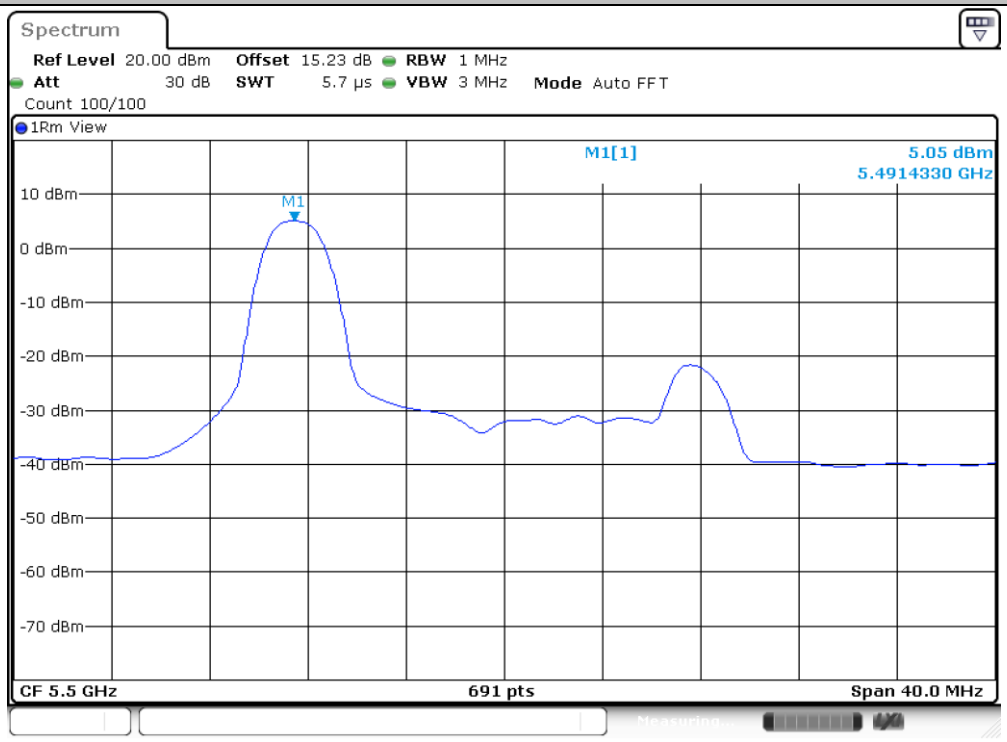

11AX20_Ant6_5500_52Tone_RU37

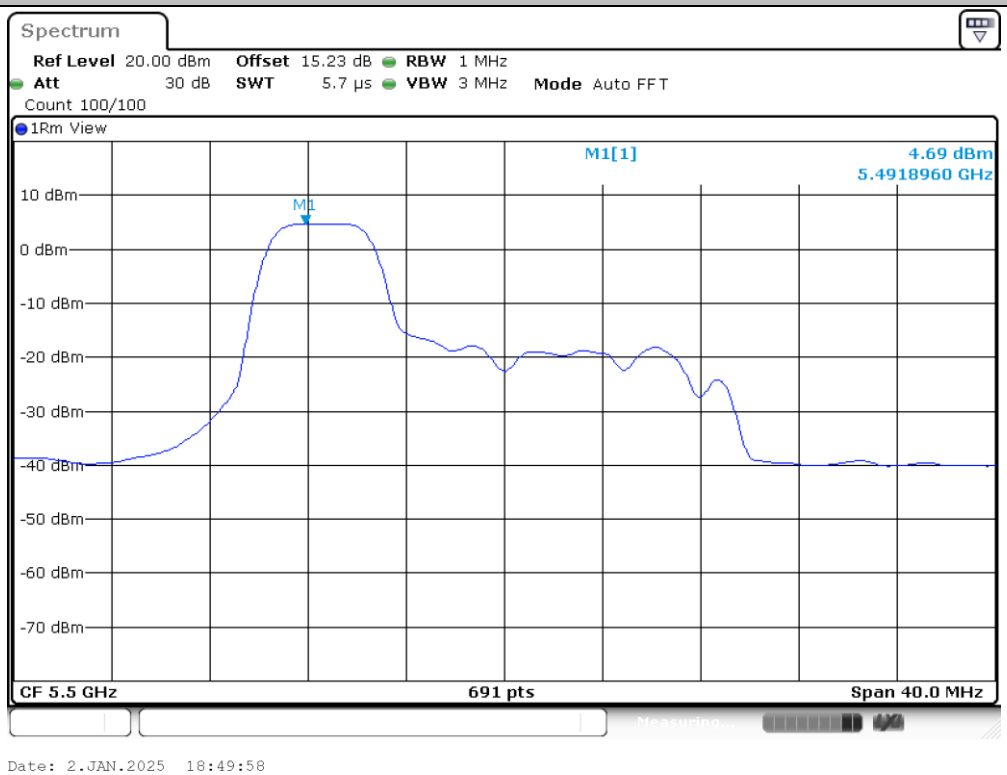

11AX20_Ant6_5500_106Tone_RU53

Date: 2.JAN.2025 18:51:38

11AX20_Ant6_5700_26Tone_RU8

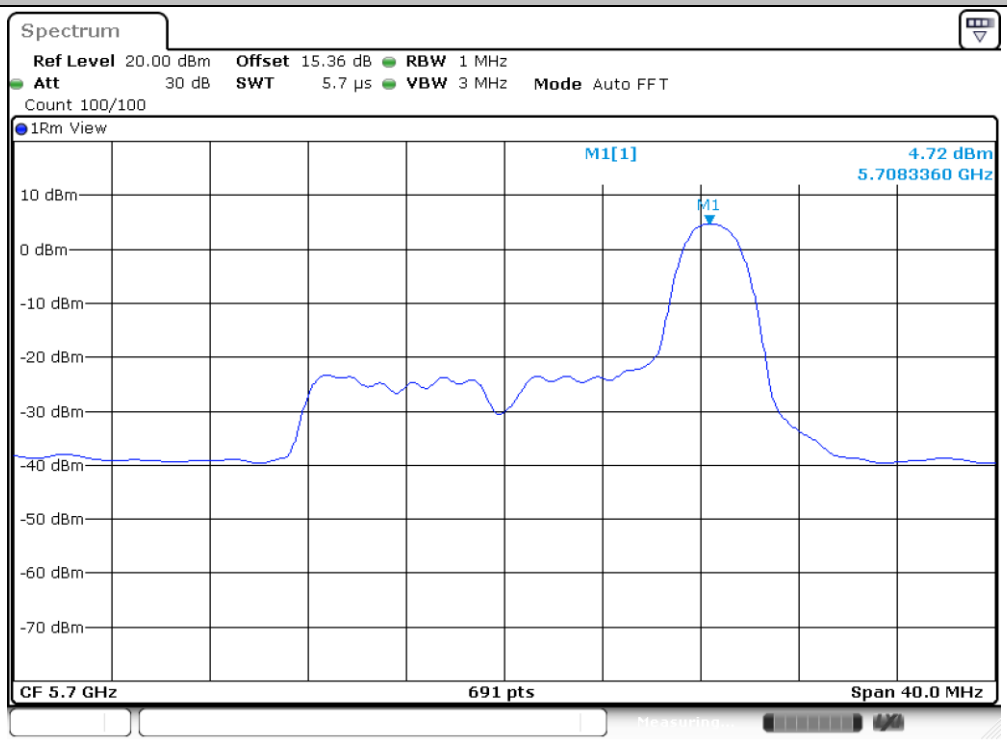

Date: 2.JAN.2025 18:53:07

11AX20_Ant6_5700_52Tone_RU40

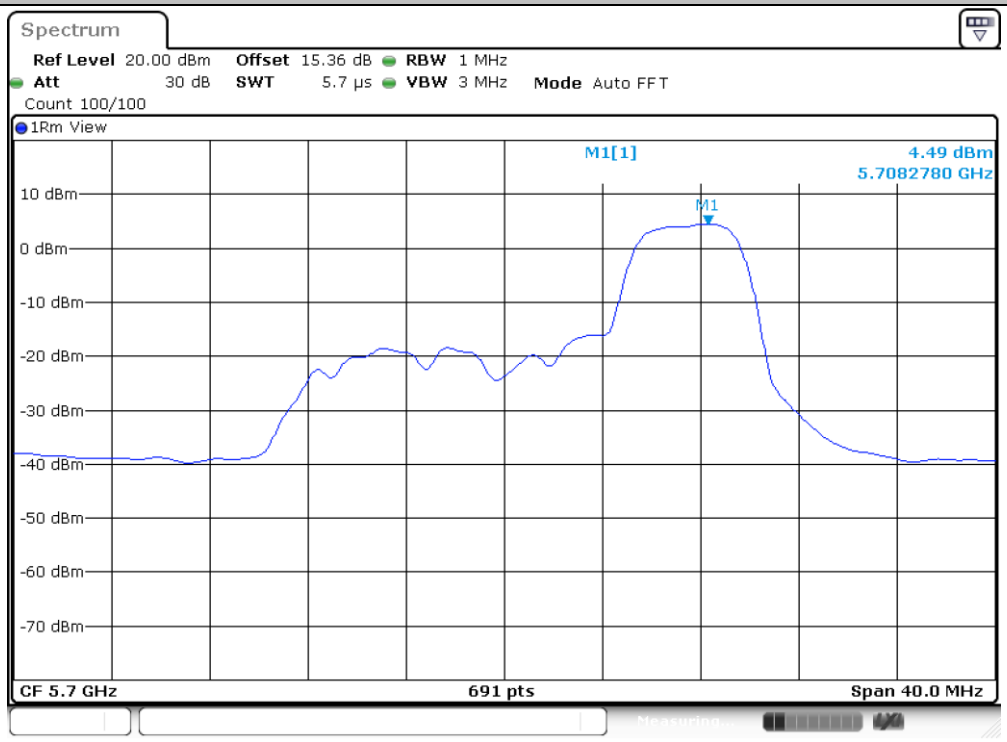

Date: 2.JAN.2025 18:56:33

11AX20_Ant6_5700_106Tone_RU54

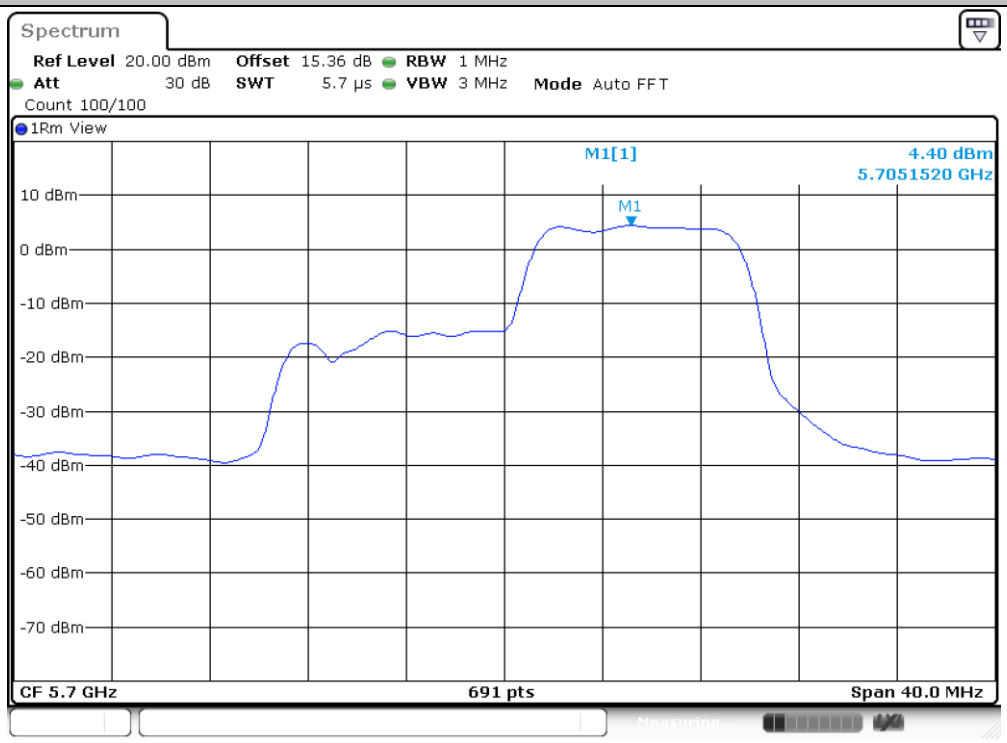

Date: 2.JAN.2025 18:59:34

11AX20_Ant6_5745_26Tone_RU0

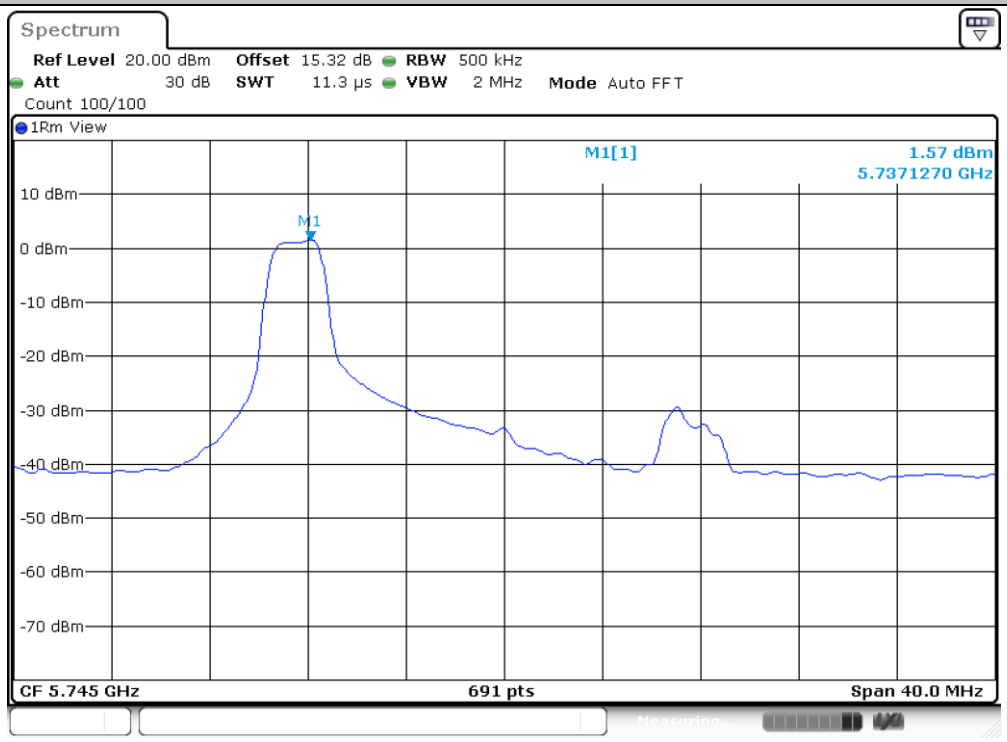

11AX20_Ant6_5745_52Tone_RU37

11AX20_Ant6_5745_106Tone_RU53

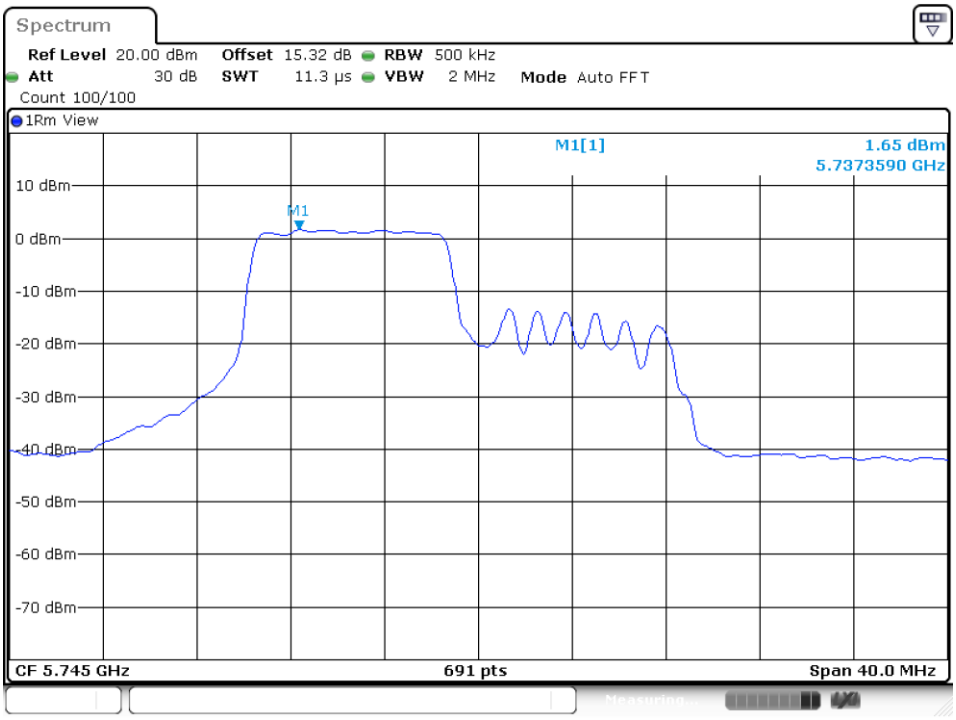

Date: 14.JAN.2025 05:03:54

11AX20_Ant6_5825_26Tone_RU8

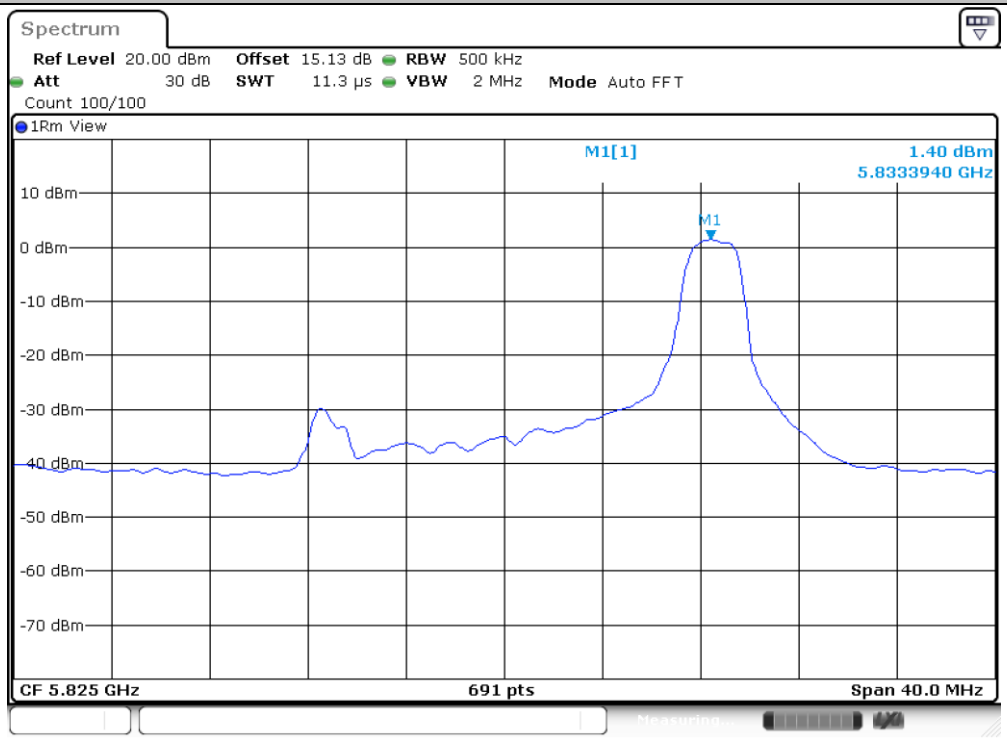

Date: 2.JAN.2025 19:30:56

11AX20_Ant6_5825_52Tone_RU40

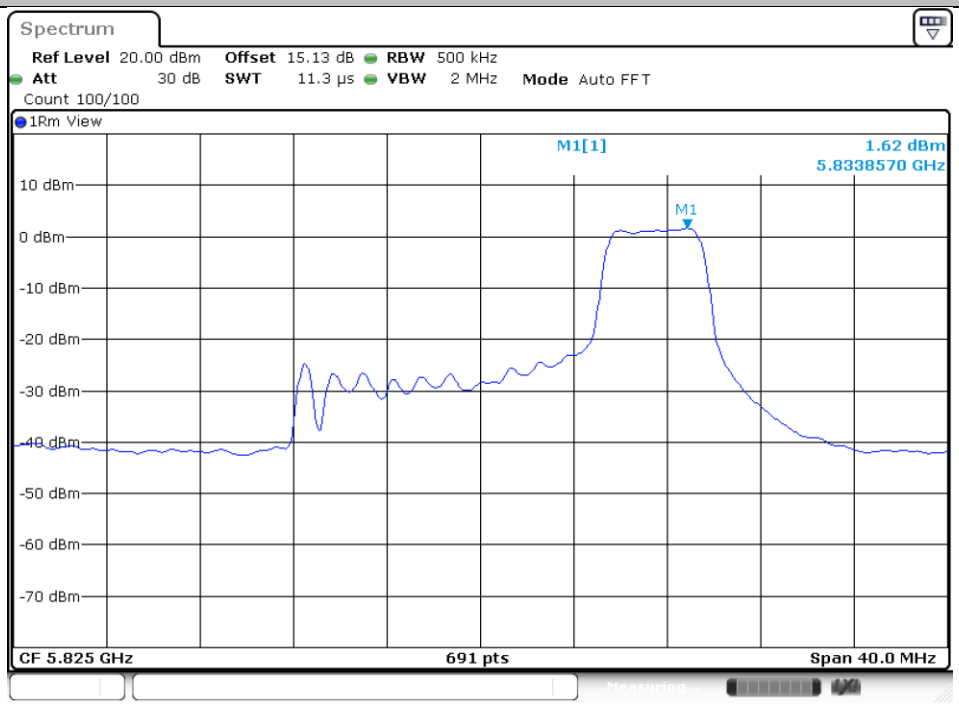

Date: 2.JAN.2025 19:32:10

11AX20_Ant6_5825_106Tone_RU54

Date: 2.JAN.2025 19:33:18

Appendix B. AC Conducted Emission Test Results

Test Engineer :	TaoZhang	**Temperature :**	22~24℃
		Relative Humidity :	44~50%
Test Voltage :	120Vac / 60Hz	**Phase :**	Line
Remark :	All emissions not reported here are more than 10 dB below the prescribed limit.		

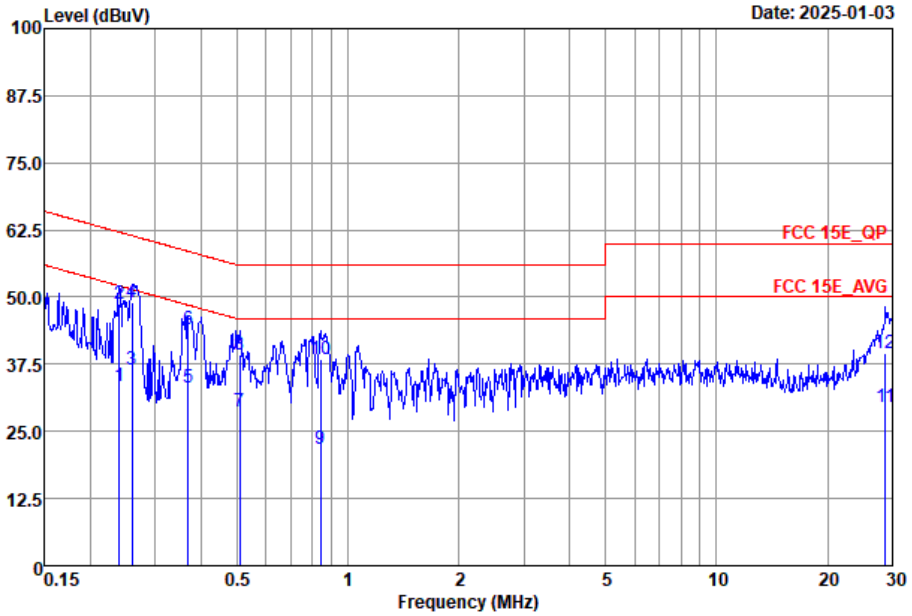

Site : CO02-SZ
Condition : FCC 15E_QP LISN_2024-L-1 LINE

		Freq	Level	Over Limit	Limit Line	Read Level	LISN Factor	Cable Loss	Remark
		MHz	dBuV	dB	dBuV	dBuV	dB	dB	
1		0.24	33.55	-18.53	52.08	13.70	9.70	10.15	Average
2		0.24	48.65	-13.43	62.08	28.80	9.70	10.15	QP
3		0.26	36.46	-14.96	51.42	16.60	9.71	10.15	Average
4	*	0.26	49.16	-12.26	61.42	29.30	9.71	10.15	QP
5		0.37	33.03	-15.49	48.52	13.20	9.66	10.17	Average
6		0.37	43.93	-14.59	58.52	24.10	9.66	10.17	QP
7		0.51	28.72	-17.28	46.00	8.90	9.62	10.20	Average
8		0.51	39.22	-16.78	56.00	19.40	9.62	10.20	QP
9		0.84	21.80	-24.20	46.00	1.90	9.67	10.23	Average
10		0.84	38.40	-17.60	56.00	18.50	9.67	10.23	QP
11		28.75	29.65	-20.35	50.00	9.20	9.93	10.52	Average
12		28.75	39.55	-20.45	60.00	19.10	9.93	10.52	QP

Test Engineer :	TaoZhang	**Temperature :**	22~24℃
		Relative Humidity :	44~50%
Test Voltage :	120Vac / 60Hz	**Phase :**	Neutral
Remark :	All emissions not reported here are more than 10 dB below the prescribed limit.		

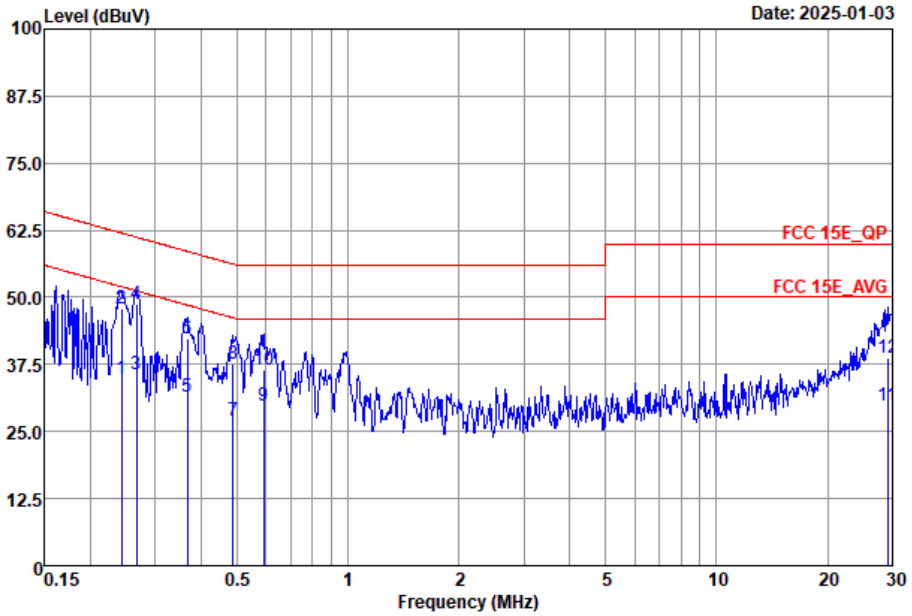

Site : CO02-SZ
Condition : FCC 15E_QP LISN_2024-N-1 NEUTRAL

	Freq	Level	Over Limit	Limit Line	Read Level	LISN Factor	Cable Loss	Remark
	MHz	dBuV	dB	dBuV	dBuV	dB	dB	
1	0.24	34.93	-17.07	52.00	15.10	9.68	10.15	Average
2	0.24	48.03	-13.97	62.00	28.20	9.68	10.15	QP
3	0.27	35.63	-15.57	51.20	15.80	9.68	10.15	Average
4 *	0.27	48.83	-12.37	61.20	29.00	9.68	10.15	QP
5	0.37	31.46	-17.10	48.56	11.60	9.69	10.17	Average
6	0.37	42.26	-16.30	58.56	22.40	9.69	10.17	QP
7	0.49	26.99	-19.20	46.19	7.10	9.69	10.20	Average
8	0.49	37.69	-18.50	56.19	17.80	9.69	10.20	QP
9	0.59	29.90	-16.10	46.00	9.99	9.69	10.22	Average
10	0.59	36.51	-19.49	56.00	16.60	9.69	10.22	QP
11	29.06	29.88	-20.12	50.00	9.40	9.96	10.52	Average
12	29.06	38.78	-21.22	60.00	18.30	9.96	10.52	QP

Note:

1. Level(dBμV) = Read Level(dBμV) + LISN Factor(dB) + Cable Loss(dB)
2. Over Limit(dB) = Level(dBμV) – Limit Line(dBμV)

Appendix C. Radiated Spurious Emission

Test Engineer :	Reid Huang	Relative Humidity :	48~49%
		Temperature :	24-25℃

Radiated Spurious Emission Test Modes

Mode	Band	Band (GHz)	Antenna	Modulation	Channel	Frequency	Data Rate	RU	Remark
Mode 1	U-NII-1	5.15-5.25	6	802.11a	36	5180	6Mbps	-	-
Mode 2	U-NII-1	5.15-5.25	6	802.11a	44	5220	6Mbps	-	-
Mode 3	U-NII-1	5.15-5.25	6	802.11a	48	5240	6Mbps	-	-
Mode 4	U-NII-2A	5.25-5.35	6	802.11a	52	5260	6Mbps	-	-
Mode 5	U-NII-2A	5.25-5.35	6	802.11a	60	5300	6Mbps	-	-
Mode 6	U-NII-2A	5.25-5.35	6	802.11a	64	5320	6Mbps	-	-
Mode 7	U-NII-2C	5.47-5.725	6	802.11a	100	5500	6Mbps	-	-
Mode 8	U-NII-2C	5.47-5.725	6	802.11a	116	5580	6Mbps	-	-
Mode 9	U-NII-2C	5.47-5.725	6	802.11a	140	5700	6Mbps	-	-
Mode 10	U-NII-1	5.15-5.25	6	802.11ax HE20	36	5180	MCS0	Full RU	-
Mode 11	U-NII-1	5.15-5.25	6	802.11ax HE20	44	5220	MCS0	Full RU	-
Mode 12	U-NII-1	5.15-5.25	6	802.11ax HE20	48	5240	MCS0	Full RU	-
Mode 13	U-NII-2A	5.25-5.35	6	802.11ax HE20	52	5260	MCS0	Full RU	-
Mode 14	U-NII-2A	5.25-5.35	6	802.11ax HE20	60	5300	MCS0	Full RU	-
Mode 15	U-NII-2A	5.25-5.35	6	802.11ax HE20	64	5320	MCS0	Full RU	-
Mode 16	U-NII-2C	5.47-5.725	6	802.11ax HE20	100	5500	MCS0	Full RU	-
Mode 17	U-NII-2C	5.47-5.725	6	802.11ax HE20	116	5580	MCS0	Full RU	-
Mode 18	U-NII-2C	5.47-5.725	6	802.11ax HE20	140	5700	MCS0	Full RU	-
Mode 19	U-NII-1	5.15-5.25	6	802.11ax HE40	38	5190	MCS0	Full RU	-
Mode 20	U-NII-1	5.15-5.25	6	802.11ax HE40	46	5230	MCS0	Full RU	-
Mode 21	U-NII-2A	5.25-5.35	6	802.11ax HE40	54	5270	MCS0	Full RU	-
Mode 22	U-NII-2A	5.25-5.35	6	802.11ax HE40	62	5310	MCS0	Full RU	-
Mode 23	U-NII-2C	5.47-5.725	6	802.11ax HE40	102	5510	MCS0	Full RU	-
Mode 24	U-NII-2C	5.47-5.725	6	802.11ax HE40	134	5670	MCS0	Full RU	-
Mode 25	U-NII-1	5.15-5.25	6	802.11ax HE80	42	5210	MCS0	Full RU	-
Mode 26	U-NII-2A	5.25-5.35	6	802.11ax HE80	58	5290	MCS0	Full RU	-
Mode 27	U-NII-2C	5.47-5.725	6	802.11ax HE80	106	5530	MCS0	Full RU	-
Mode 28	U-NII-2C	5.47-5.725	6	802.11ax HE80	122	5610	MCS0	Full RU	-
Mode 29	U-NII-1	5.15-5.25	6	802.11ax HE20	36	5180	MCS0	Partial_RU 106/53	-
Mode 30	U-NII-2A	5.25-5.35	6	802.11ax HE20	64	5320	MCS0	Partial_RU 26/8	-
Mode 31	U-NII-2C	5.47-5.725	6	802.11ax HE20	100	5500	MCS0	Partial_RU 26/0	-
Mode 32	U-NII-2C	5.47-5.725	6	802.11ax HE20	140	5700	MCS0	Partial_RU 26/8	-
Mode 33	U-NII-3	5.725-5.85	6	802.11a	149	5745	6Mbps	-	-
Mode 34	U-NII-3	5.725-5.85	6	802.11a	157	5785	6Mbps	-	-
Mode 35	U-NII-3	5.725-5.85	6	802.11a	165	5825	6Mbps	-	-

Mode 36	U-NII-3	5.725-5.85	6	802.11ax HE20	149	5745	MCS0	Full RU	-
Mode 37	U-NII-3	5.725-5.85	6	802.11ax HE20	157	5785	MCS0	Full RU	-
Mode 38	U-NII-3	5.725-5.85	6	802.11ax HE20	165	5825	MCS0	Full RU	-
Mode 39	U-NII-3	5.725-5.85	6	802.11ax HE40	151	5755	MCS0	Full RU	-
Mode 40	U-NII-3	5.725-5.85	6	802.11ax HE40	159	5795	MCS0	Full RU	-
Mode 41	U-NII-3	5.725-5.85	6	802.11ax HE80	155	5775	MCS0	Full RU	-
Mode 42	U-NII-3	5.725-5.85	6	802.11ax HE20	149	5745	MCS0	Partial_RU 52/37	-
Mode 43	U-NII-3	5.725-5.85	6	802.11ax HE20	165	5825	MCS0	Partial_RU 52/40	-
Mode 44	Straddle channels	5.47-5.725	6	802.11ax HE20	144	5720	MCS0	-	-
Mode 45	Straddle channels	5.47-5.725	6	802.11ax HE40	142	5710	MCS0	-	-
Mode 46	Straddle channels	5.47-5.725	6	802.11ax HE80	138	5690	MCS0	-	-
Mode 47	U-NII-1	5.15-5.25	6	802.11ax HE40	38	5190	MCS0	LF	-
Mode 48	U-NII-3	5.725-5.85	6	802.11ax HE80	155	5775	MCS0	LF	-
Mode 49	CO_TX	5.15-5.25	6	802.11ax HE80	42	5210	MCS0	Full RU	-
		-	1	Band 48 Link					-
Mode 50	CO_TX	2400-2483.5	6	Bluetooth-LE_GSFK	38	2478	2Mbps	-	-
		5.15-5.25	6	802.11ax HE80	42	5210	MCS0	Full RU	-
		-	1	Band 48 Link					-
Mode 51	Straddle channels	5.47-5.725	6	802.11a	144	5720	6 Mbps	-	-

Summary of each worse mode

Mode	Modulation	Ch.	Freq. (MHz)	Level (dBuV/m)	Limit (dBuV/m)	Margin (dB)	Pol.	Peak Avg.	Result	Remark
1	802.11a	36	5149.04	42.08	54.00	-11.92	V	AVERAGE	Pass	Band Edge
1	802.11a	36	10360.00	47.12	68.30	-21.18	V	Peak	Pass	Harmonic
2	802.11a	44	-	-	-	-	-	-	-	Band Edge
2	802.11a	44	10440.00	46.49	68.30	-21.81	V	Peak	Pass	Harmonic
3	802.11a	48	-	-	-	-	-	-	-	Band Edge
3	802.11a	48	10480.00	46.58	68.30	-21.72	V	Peak	Pass	Harmonic
4	802.11a	52	-	-	-	-	-	-	-	Band Edge
4	802.11a	52	10520.00	47.00	68.30	-21.30	V	Peak	Pass	Harmonic
5	802.11a	60	-	-	-	-	-	-	-	Band Edge
5	802.11a	60	10600.00	47.06	74.00	-26.94	H	Peak	Pass	Harmonic
6	802.11a	64	5350.38	42.92	54.00	-11.08	H	AVERAGE	Pass	Band Edge
6	802.11a	64	15960.00	47.08	74.00	-26.92	V	Peak	Pass	Harmonic
7	802.11a	100	5469.10	61.34	68.30	-6.96	H	PEAK	Pass	Band Edge
7	802.11a	100	16500.00	47.44	68.30	-20.86	V	Peak	Pass	Harmonic
8	802.11a	116	-	-	-	-	-	-	-	Band Edge
8	802.11a	116	16740.00	47.23	68.30	-21.07	H	Peak	Pass	Harmonic
9	802.11a	140	5726.39	60.19	68.30	-8.11	H	PEAK	Pass	Band Edge
9	802.11a	140	17100.00	47.16	68.30	-21.14	H	Peak	Pass	Harmonic
10	802.11ax HE20	36	5149.94	41.71	54.00	-12.29	H	AVERAGE	Pass	Band Edge
10	802.11ax HE20	36	10360.00	46.51	68.30	-21.79	V	Peak	Pass	Harmonic
11	802.11ax HE20	44	-	-	-	-	-	-	-	Band Edge
11	802.11ax HE20	44	10440.00	47.02	68.30	-21.28	H	Peak	Pass	Harmonic
12	802.11ax HE20	48	-	-	-	-	-	-	-	Band Edge
12	802.11ax HE20	48	10480.00	47.10	68.30	-21.20	V	Peak	Pass	Harmonic
13	802.11ax HE20	52	-	-	-	-	-	-	-	Band Edge
13	802.11ax HE20	52	10520.00	46.73	68.30	-21.57	V	Peak	Pass	Harmonic
14	802.11ax HE20	60	-	-	-	-	-	-	-	Band Edge
14	802.11ax HE20	60	15900.00	47.71	74.00	-26.29	H	Peak	Pass	Harmonic
15	802.11ax HE20	64	5350.10	44.86	54.00	-9.14	H	AVERAGE	Pass	Band Edge
15	802.11ax HE20	64	10640.00	47.54	74.00	-26.46	H	Peak	Pass	Harmonic
16	802.11ax HE20	100	5469.70	61.50	68.30	-6.80	H	PEAK	Pass	Band Edge
16	802.11ax HE20	100	16500.00	47.34	68.30	-20.96	V	Peak	Pass	Harmonic
17	802.11ax HE20	116	-	-	-	-	-	-	-	Band Edge
17	802.11ax HE20	116	16740.00	47.97	68.30	-20.33	V	Peak	Pass	Harmonic
18	802.11ax HE20	140	5725.09	61.54	68.30	-6.76	H	PEAK	Pass	Band Edge
18	802.11ax HE20	140	17100.00	47.68	68.30	-20.62	V	Peak	Pass	Harmonic
19	802.11ax HE40	38	5149.72	49.67	54.00	-4.33	H	AVERAGE	Pass	Band Edge
19	802.11ax HE40	38	-	-	-	-	-	-	-	Harmonic
20	802.11ax HE40	46	5149.96	42.86	54.00	-11.14	H	AVERAGE	Pass	Band Edge
20	802.11ax HE40	46	-	-	-	-	-	-	-	Harmonic
21	802.11ax HE40	54	5350.75	45.35	54.00	-8.65	H	AVERAGE	Pass	Band Edge
21	802.11ax HE40	54	-	-	-	-	-	-	-	Harmonic
22	802.11ax HE40	62	5350.80	49.36	54.00	-4.64	H	AVERAGE	Pass	Band Edge

22	802.11ax HE40	62	-	-	-	-	-	-	-	Harmonic
23	802.11ax HE40	102	5462.48	64.39	68.3	-3.91	H	Peak	Pass	Band Edge
23	802.11ax HE40	102	-	-	-	-	-	-	-	Harmonic
24	802.11ax HE40	134	5726.43	57.10	68.30	-11.20	V	PEAK	Pass	Band Edge
24	802.11ax HE40	134	-	-	-	-	-	-	-	Harmonic
25	802.11ax HE80	42	5149.52	50.52	54.00	-3.48	V	AVERAGE	Pass	Band Edge
25	802.11ax HE80	42	10420.00	46.06	68.30	-22.24	H	Peak	Pass	Harmonic
26	802.11ax HE80	58	5354.60	49.81	54.00	-4.19	H	AVERAGE	Pass	Band Edge
26	802.11ax HE80	58	-	-	-	-	-	-	-	Harmonic
27	802.11ax HE80	106	5458.18	49.15	54	-4.85	H	AVERAGE	Pass	Band Edge
27	802.11ax HE80	106	-	-	-	-	-	-	-	Harmonic
28	802.11ax HE80	122	5730.75	57.69	68.30	-10.61	V	PEAK	Pass	Band Edge
28	802.11ax HE80	122	-	-	-	-	-	-	-	Harmonic
29	802.11ax HE20	36	5148.68	41.82	54.00	-12.18	H	AVERAGE	Pass	Band Edge
29	802.11ax HE20	36	-	-	-	-	-	-	-	Harmonic
30	802.11ax HE20	64	5389.30	38.99	54.00	-15.01	H	AVERAGE	Pass	Band Edge
30	802.11ax HE20	64	-	-	-	-	-	-	-	Harmonic
31	802.11ax HE20	100	5404.60	39.19	54.00	-14.81	H	AVERAGE	Pass	Band Edge
31	802.11ax HE20	100	-	-	-	-	-	-	-	Harmonic
32	802.11ax HE20	140	5757.33	49.91	68.30	-18.39	H	PEAK	Pass	Band Edge
32	802.11ax HE20	140	-	-	-	-	-	-	-	Harmonic
33	802.11a	149	5614.07	50.09	68.30	-18.21	H	PEAK	Pass	Band Edge
33	802.11a	149	17235.00	47.83	68.30	-20.47	H	Peak	Pass	Harmonic
34	802.11a	157	-	-	-	-	-	-	-	Band Edge
34	802.11a	157	17355.00	47.46	68.30	-20.84	V	Peak	Pass	Harmonic
35	802.11a	165	5928.38	50.93	68.30	-17.37	H	PEAK	Pass	Band Edge
35	802.11a	165	17475.00	47.13	68.30	-21.17	V	Peak	Pass	Harmonic
36	802.11ax HE20	149	5644.66	51.76	68.30	-16.54	H	PEAK	Pass	Band Edge
36	802.11ax HE20	149	17235.00	46.68	68.30	-21.62	V	Peak	Pass	Harmonic
37	802.11ax HE20	157	-	-	-	-	-	-	-	Band Edge
37	802.11ax HE20	157	17355.00	47.36	68.30	-20.94	V	Peak	Pass	Harmonic
38	802.11ax HE20	165	5930.38	50.80	68.30	-17.50	H	PEAK	Pass	Band Edge
38	802.11ax HE20	165	17475.00	48.13	68.30	-20.17	V	Peak	Pass	Harmonic
39	802.11ax HE40	151	5606.51	49.97	68.30	-18.33	H	PEAK	Pass	Band Edge
39	802.11ax HE40	151	-	-	-	-	-	-	-	Harmonic
40	802.11ax HE40	159	5925.82	51.49	68.30	-16.81	H	PEAK	Pass	Band Edge
40	802.11ax HE40	159	-	-	-	-	-	-	-	Harmonic
41	802.11ax HE80	155	5925.85	52.68	68.30	-15.62	V	PEAK	Pass	Band Edge
41	802.11ax HE80	155	17325.00	47.45	68.30	-20.85	H	Peak	Pass	Harmonic
42	802.11ax HE20	149	5629.00	49.66	68.30	-18.64	H	PEAK	Pass	Band Edge
42	802.11ax HE20	149	-	-	-	-	-	-	-	Harmonic
43	802.11ax HE20	165	5933.63	49.97	68.30	-18.33	H	PEAK	Pass	Band Edge
43	802.11ax HE20	165	-	-	-	-	-	-	-	Harmonic
44	802.11ax HE20	144	5396.75	38.64	54.00	-15.36	H	Peak	Pass	Band Edge
44	802.11ax HE20	144	17160.00	48.69	68.30	-19.61	H	Peak	Pass	Harmonic

45	802.11ax HE40	142	5395.10	38.54	54.00	-15.46	H	Peak	Pass	Band Edge
45	802.11ax HE40	142	-	-	-	-	-	-	-	Harmonic
46	802.11ax HE80	138	5385.20	40.66	54.00	-13.34	V	Peak	Pass	Band Edge
46	802.11ax HE80	138	-	-	-	-	-	-	-	Harmonic
47	802.11ax HE40	38	30.00	24.84	40.00	-15.16	V	Peak	Pass	LF
48	802.11ax HE80	155	33.88	23.98	40.00	-16.02	V	Peak	Pass	LF
49	CO_TX	-	5148.46	50.27	54.00	-3.73	H	Average	Pass	Band Edge
49	CO_TX	-	10420.00	47.41	68.30	-20.89	V	Peak	Pass	Harmonic
50	CO_TX	-	5150.00	50.89	54.00	-4.11	H	Average	Pass	Band Edge
50	CO_TX	-	15630.00	47.93	74.00	-26.07	H	Peak	Pass	Harmonic
51	802.11a	144	5405.55	38.74	54.00	-15.26	H	Average	Pass	Band Edge
51	802.11a	144	17160.00	46.94	68.30	-21.36	H	Peak	Pass	Harmonic

Mode	1	
	Band Edge	
	U-NII-1_5.15-5.25_802.11a_CH36_5180MHz	
ANT	6	
Pol.	Horizontal	Fundamental
Peak	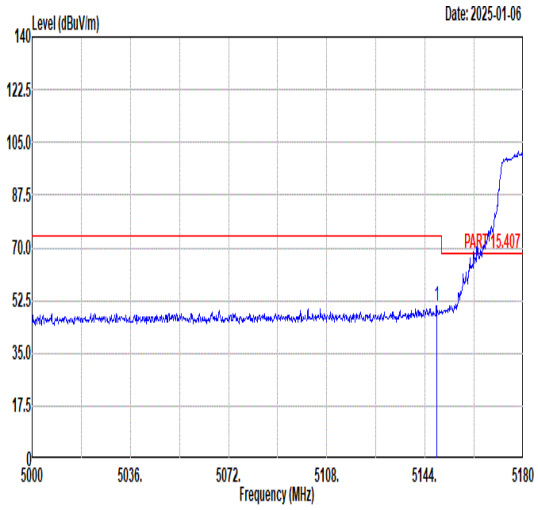 Freq Level Limit Line Margin Read Level Ant Factor Cable Loss Preamp Factor APos TPos Remark MHz dBuV/m dBuV/m dB dBuV dB/m dB dB cm deg 1 5148.32 50.60 74.00 -23.40 41.43 33.99 7.92 32.74 300 360 PEAK	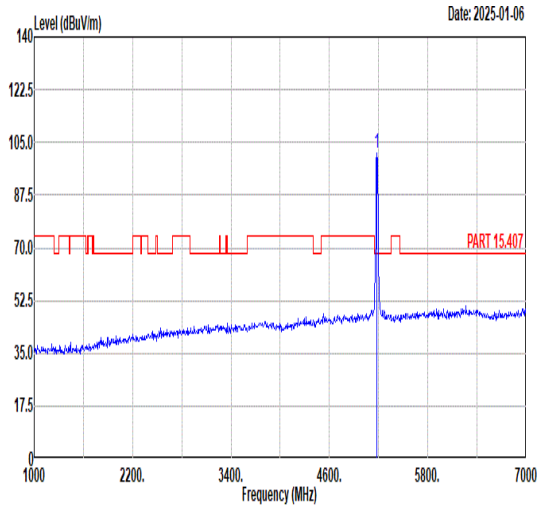 Freq Level Limit Line Margin Read Level Ant Factor Cable Loss Preamp Factor APos TPos Remark MHz dBuV/m dBuV/m dB dBuV dB/m dB dB cm deg 1 5180.00 101.18 ------ ------ 91.96 34.01 7.94 32.73 300 360 PEAK
Avg	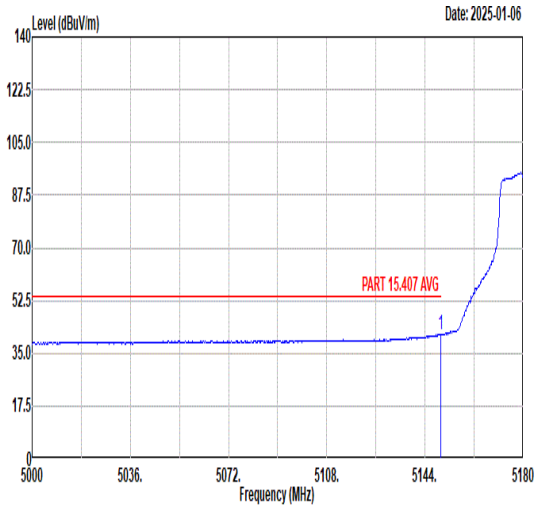 Freq Level Limit Line Margin Read Level Ant Factor Cable Loss Preamp Factor APos TPos Remark MHz dBuV/m dBuV/m dB dBuV dB/m dB dB cm deg 1 5149.76 41.32 54.00 -12.68 32.15 33.99 7.92 32.74 300 360 AVERAGE	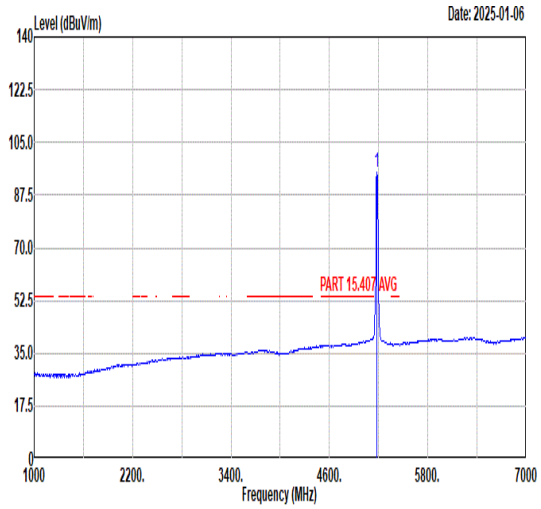 Freq Level Limit Line Margin Read Level Ant Factor Cable Loss Preamp Factor APos TPos Remark MHz dBuV/m dBuV/m dB dBuV dB/m dB dB cm deg 1 5180.00 95.02 ------ ------ 85.80 34.01 7.94 32.73 300 360 AVERAGE

Mode	1	
	Band Edge	
	U-NII-1_5.15-5.25_802.11a_CH36_5180MHz	
ANT	6	
Pol.	Vertical	Fundamental
Peak	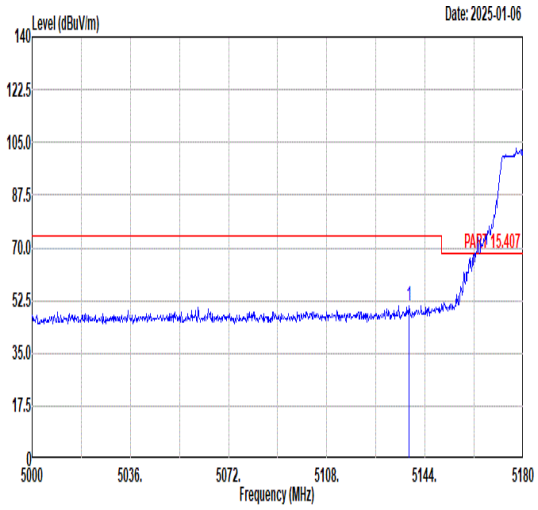 Freq Level Limit Line Margin Read Level Ant Factor Cable Loss Preamp Factor APos TPos Remark MHz dBuV/m dBuV/m dB dBuV dB/m dB dB cm deg 1 5138.06 50.82 74.00 -23.18 41.67 33.98 7.91 32.74 286 238 PEAK	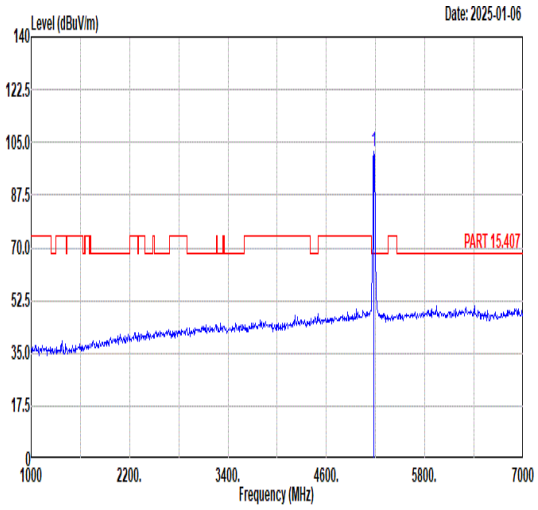 Freq Level Limit Line Margin Read Level Ant Factor Cable Loss Preamp Factor APos TPos Remark MHz dBuV/m dBuV/m dB dBuV dB/m dB dB cm deg 1 5180.00 101.71 ------ ------ 92.49 34.01 7.94 32.73 286 238 PEAK
Avg	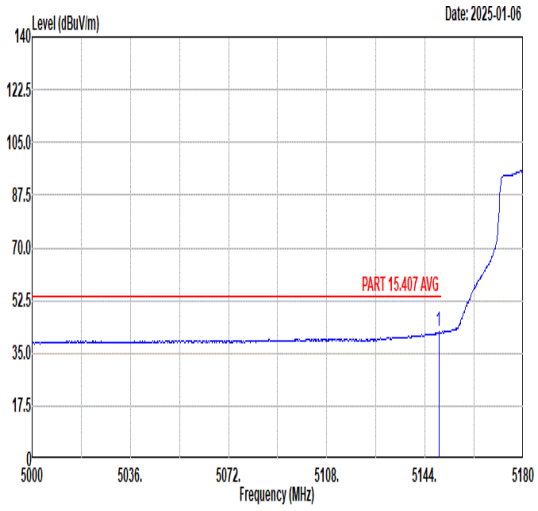 Freq Level Limit Line Margin Read Level Ant Factor Cable Loss Preamp Factor APos TPos Remark MHz dBuV/m dBuV/m dB dBuV dB/m dB dB cm deg 1 5149.04 42.08 54.00 -11.92 32.91 33.99 7.92 32.74 286 238 AVERAGE	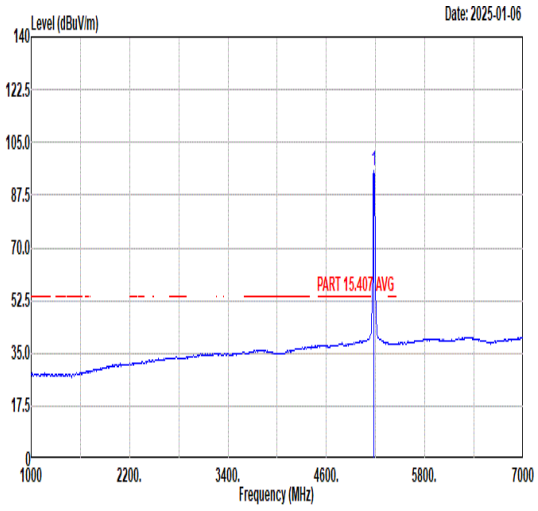 Freq Level Limit Line Margin Read Level Ant Factor Cable Loss Preamp Factor APos TPos Remark MHz dBuV/m dBuV/m dB dBuV dB/m dB dB cm deg 1 5180.00 95.68 ------ ------ 86.46 34.01 7.94 32.73 286 238 AVERAGE

Mode	1	
	Harmonic	
	U-NII-1_5.15-5.25_802.11a_CH36_5180MHz	
ANT	6	
Pol.	Horizontal	Vertical
Peak Avg	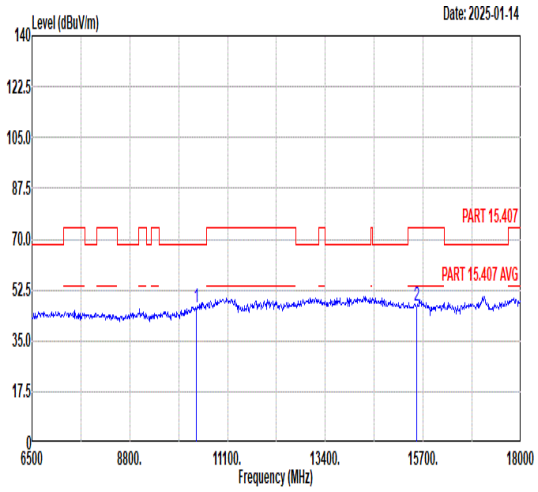 Freq Level Limit Line Margin Read Level Ant Factor Cable Loss Preamp Factor APos TPos Remark MHz dBuV/m dBuV/m dB dBuV dB/m dB dB cm deg 1 10360.00 46.57 68.30 -21.73 63.27 37.16 10.73 64.59 -- -- Peak 2 15540.00 46.91 74.00 -27.09 58.15 39.42 12.72 63.38 -- -- Peak	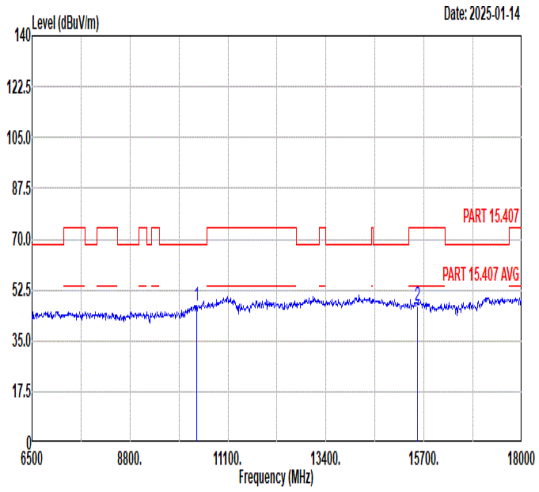 Freq Level Limit Line Margin Read Level Ant Factor Cable Loss Preamp Factor APos TPos Remark MHz dBuV/m dBuV/m dB dBuV dB/m dB dB cm deg 1 10360.00 47.12 68.30 -21.18 63.82 37.16 10.73 64.59 -- -- Peak 2 15540.00 47.28 74.00 -26.72 58.52 39.42 12.72 63.38 -- -- Peak

Mode	2	
	Harmonic	
	U-NII-1_5.15-5.25_802.11a_CH44_5220MHz	
ANT	6	
Pol.	Horizontal	Vertical
Peak Avg	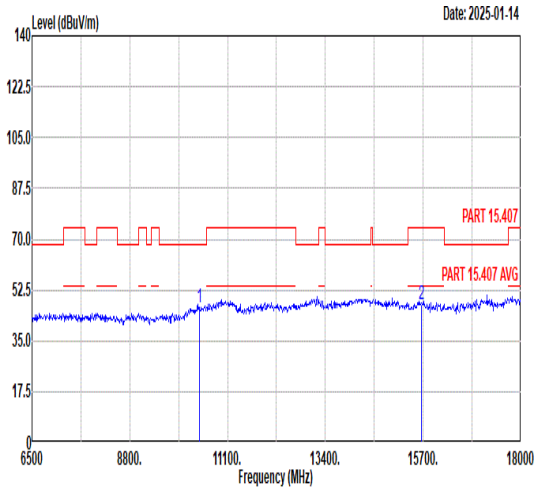 Freq Level Limit Line Margin Read Level Ant Factor Cable Loss Preamp Factor APos TPos Remark MHz dBuV/m dBuV/m dB dBuV dB/m dB dB cm deg 1 10440.00 46.40 68.30 -21.90 63.02 37.35 10.79 64.76 -- -- Peak 2 15660.00 47.33 74.00 -26.67 58.77 39.46 12.72 63.62 -- -- Peak	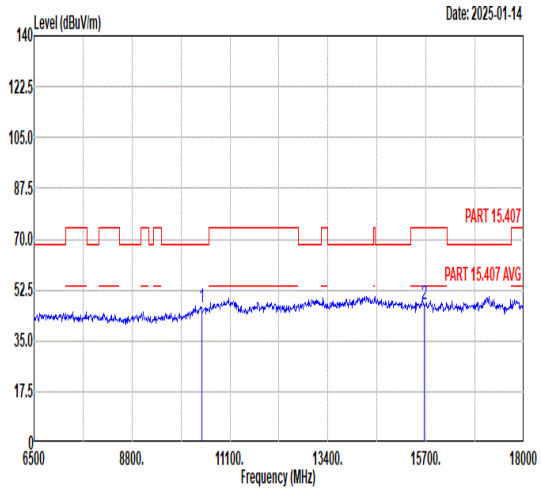 Freq Level Limit Line Margin Read Level Ant Factor Cable Loss Preamp Factor APos TPos Remark MHz dBuV/m dBuV/m dB dBuV dB/m dB dB cm deg 1 10440.00 46.49 68.30 -21.81 63.11 37.35 10.79 64.76 -- -- Peak 2 15660.00 47.55 74.00 -26.45 58.99 39.46 12.72 63.62 -- -- Peak

Mode	3	
	Harmonic	
	U-NII-1_5.15-5.25_802.11a_CH48_5240MHz	
ANT	6	
Pol.	Horizontal	Vertical
Peak Avg	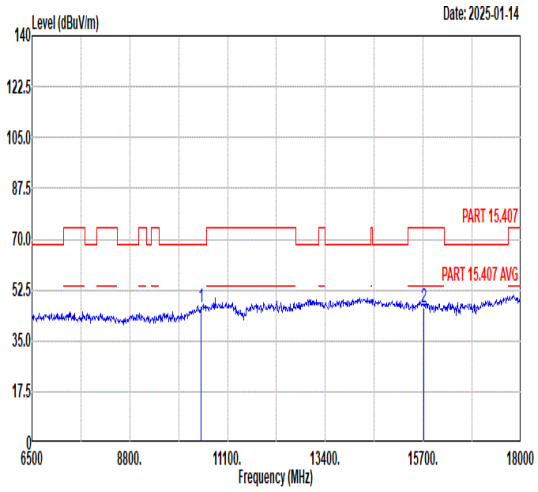 Freq Level Limit Line Margin Read Level Ant Factor Cable Loss Preamp Factor APos TPos Remark MHz dBuV/m dBuV/m dB dBuV dB/m dB dB cm deg 1 10480.00 46.32 68.30 -21.98 62.90 37.45 10.82 64.85 -- -- Peak 2 15720.00 46.67 74.00 -27.33 58.21 39.49 12.71 63.74 -- -- Peak	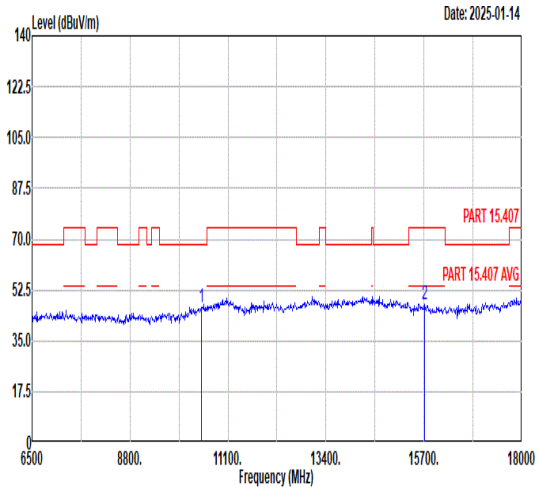 Freq Level Limit Line Margin Read Level Ant Factor Cable Loss Preamp Factor APos TPos Remark MHz dBuV/m dBuV/m dB dBuV dB/m dB dB cm deg 1 10480.00 46.58 68.30 -21.72 63.16 37.45 10.82 64.85 -- -- Peak 2 15720.00 47.77 74.00 -26.23 59.31 39.49 12.71 63.74 -- -- Peak

Mode	4	
	Harmonic	
	U-NII-2A_5.25-5.35_802.11a_CH52_5260MHz	
ANT	6	
Pol.	Horizontal	Vertical
Peak Avg	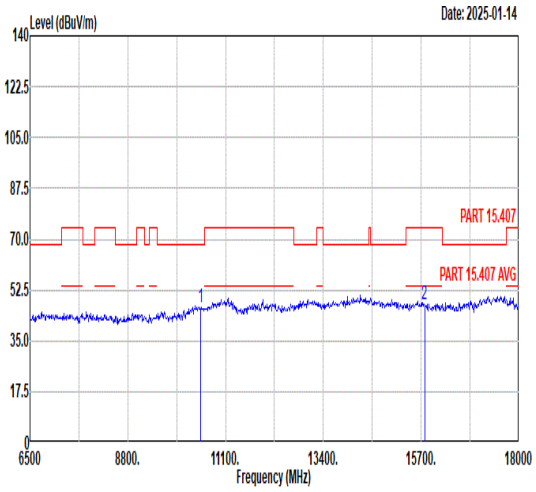 Freq Level Limit Line Margin Read Level Ant Factor Cable Loss Preamp Factor APos TPos Remark MHz dBuV/m dBuV/m dB dBuV dB/m dB dB cm deg 1 10520.00 46.71 68.30 -21.59 63.17 37.53 10.85 64.84 -- -- Peak 2 15780.00 47.74 74.00 -26.26 59.39 39.51 12.71 63.87 -- -- Peak	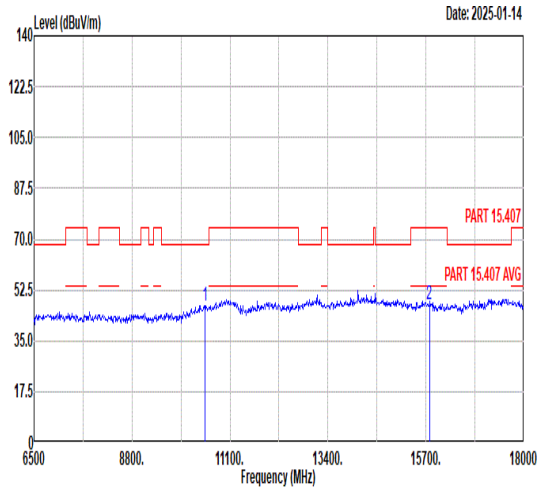 Freq Level Limit Line Margin Read Level Ant Factor Cable Loss Preamp Factor APos TPos Remark MHz dBuV/m dBuV/m dB dBuV dB/m dB dB cm deg 1 10520.00 47.00 68.30 -21.30 63.46 37.53 10.85 64.84 -- -- Peak 2 15780.00 47.38 74.00 -26.62 59.03 39.51 12.71 63.87 -- -- Peak

Mode	5	
	Harmonic	
	U-NII-2A_5.25-5.35_802.11a_CH60_5300MHz	
ANT	6	
Pol.	Horizontal	Vertical
Peak Avg	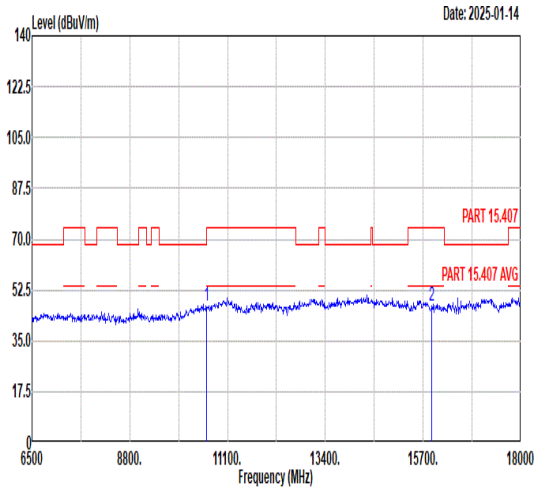 Freq Level Limit Line Margin Read Level Ant Factor Cable Loss Preamp Factor APos TPos Remark MHz dBuV/m dBuV/m dB dBuV dB/m dB dB cm deg 1 10600.00 47.06 74.00 -26.94 63.02 37.70 10.91 64.57 -- -- Peak 2 15900.00 46.97 74.00 -27.03 58.81 39.56 12.71 64.11 -- -- Peak	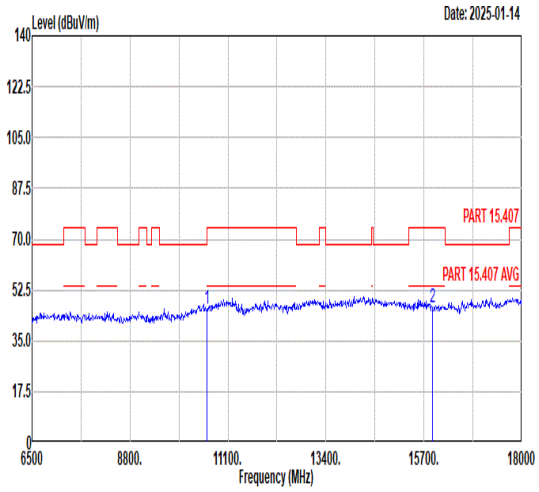 Freq Level Limit Line Margin Read Level Ant Factor Cable Loss Preamp Factor APos TPos Remark MHz dBuV/m dBuV/m dB dBuV dB/m dB dB cm deg 1 10600.00 45.76 74.00 -28.24 61.72 37.70 10.91 64.57 -- -- Peak 2 15900.00 46.32 74.00 -27.68 58.16 39.56 12.71 64.11 -- -- Peak

Mode	6	
	Band Edge	
	U-NII-2A_5.25-5.35_802.11a_CH64_5320MHz	
ANT	6	
Pol.	Horizontal	Fundamental
Peak	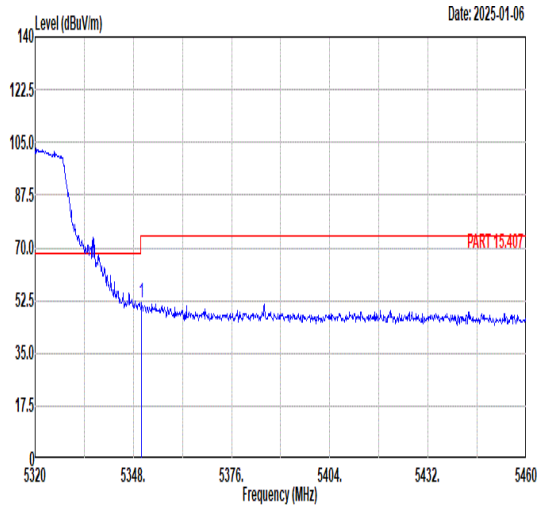 Freq Level Limit Line Margin Read Level Ant Factor Cable Loss Preamp Factor APos TPos Remark MHz dBuV/m dBuV/m dB dBuV dB/m dB dB cm deg 1 5350.38 51.84 74.00 -22.16 42.06 34.11 8.33 32.66 100 46 PEAK	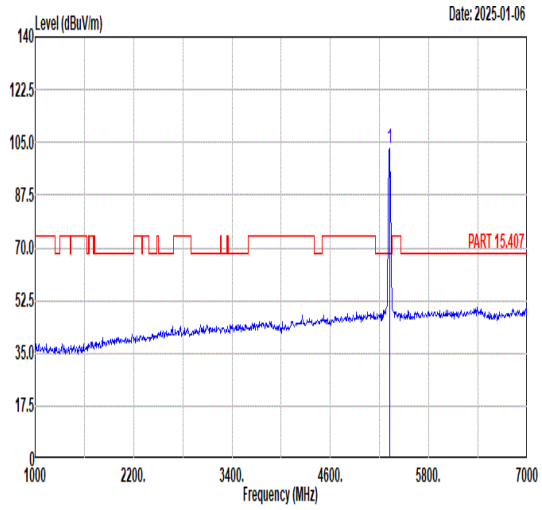 Freq Level Limit Line Margin Read Level Ant Factor Cable Loss Preamp Factor APos TPos Remark MHz dBuV/m dBuV/m dB dBuV dB/m dB dB cm deg 1 5320.00 102.78 ------ ------ 93.11 34.09 8.25 32.67 100 46 PEAK
Avg	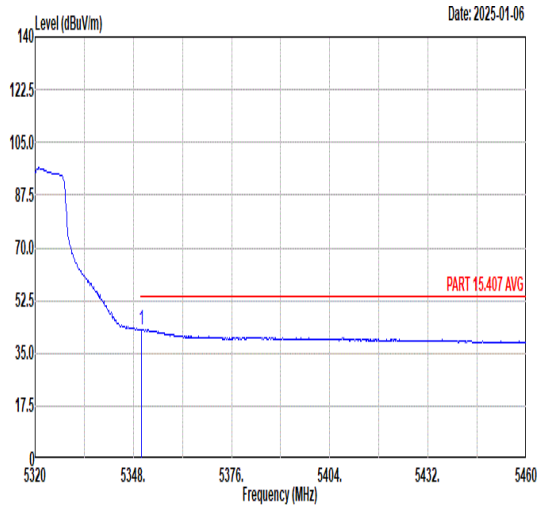 Freq Level Limit Line Margin Read Level Ant Factor Cable Loss Preamp Factor APos TPos Remark MHz dBuV/m dBuV/m dB dBuV dB/m dB dB cm deg 1 5350.38 42.92 54.00 -11.08 33.14 34.11 8.33 32.66 100 46 AVERAGE	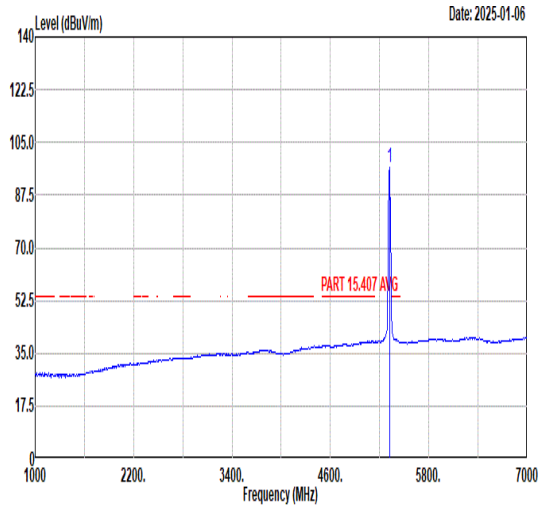 Freq Level Limit Line Margin Read Level Ant Factor Cable Loss Preamp Factor APos TPos Remark MHz dBuV/m dBuV/m dB dBuV dB/m dB dB cm deg 1 5320.00 96.43 ------ ------ 86.76 34.09 8.25 32.67 100 46 AVERAGE

Mode	6	
	Band Edge	
	U-NII-2A_5.25-5.35_802.11a_CH64_5320MHz	
ANT	6	
Pol.	Vertical	Fundamental
Peak	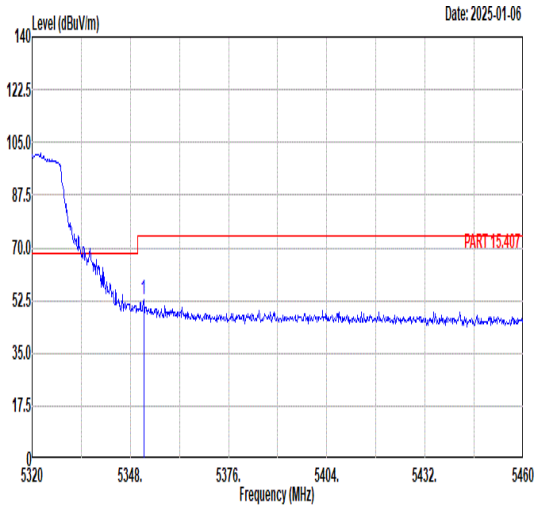 Freq Level Limit Line Margin Read Level Ant Factor Cable Loss Preamp Factor APos TPos Remark MHz dBuV/m dBuV/m dB dBuV dB/m dB dB cm deg 1 5351.78 52.68 74.00 -21.32 42.90 34.11 8.33 32.66 268 243 PEAK	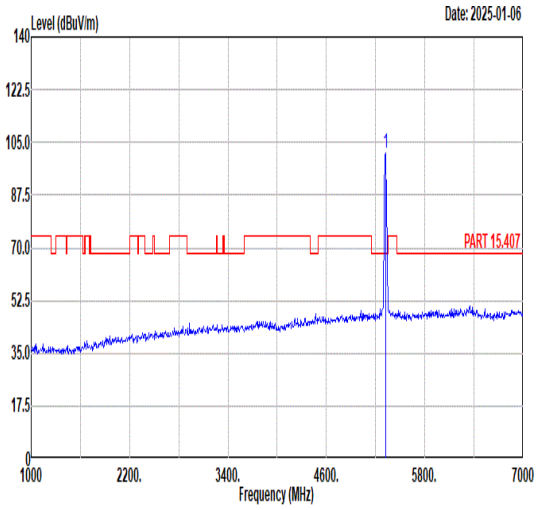 Freq Level Limit Line Margin Read Level Ant Factor Cable Loss Preamp Factor APos TPos Remark MHz dBuV/m dBuV/m dB dBuV dB/m dB dB cm deg 1 5320.00 101.49 ------ ------ 91.82 34.09 8.25 32.67 268 243 PEAK
Avg	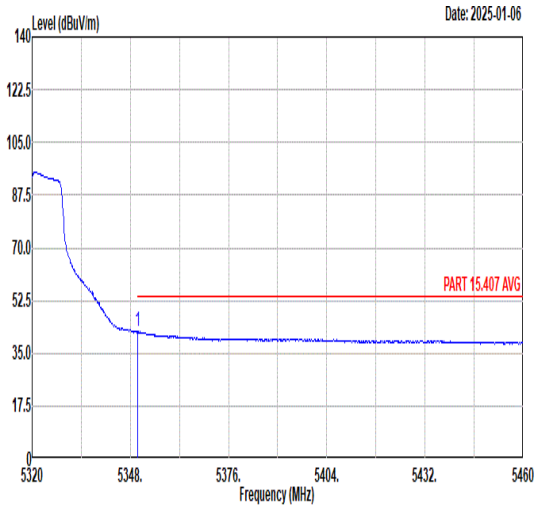 Freq Level Limit Line Margin Read Level Ant Factor Cable Loss Preamp Factor APos TPos Remark MHz dBuV/m dBuV/m dB dBuV dB/m dB dB cm deg 1 5350.10 42.25 54.00 -11.75 32.47 34.11 8.33 32.66 268 243 AVERAGE	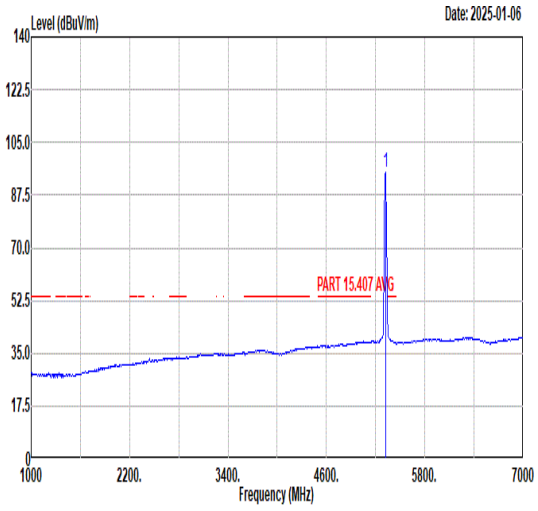 Freq Level Limit Line Margin Read Level Ant Factor Cable Loss Preamp Factor APos TPos Remark MHz dBuV/m dBuV/m dB dBuV dB/m dB dB cm deg 1 5320.00 95.30 ------ ------ 85.63 34.09 8.25 32.67 268 243 AVERAGE

Mode	6	
	Harmonic	
	U-NII-2A_5.25-5.35_802.11a_CH64_5320MHz	
ANT	6	
Pol.	Horizontal	Vertical
Peak Avg	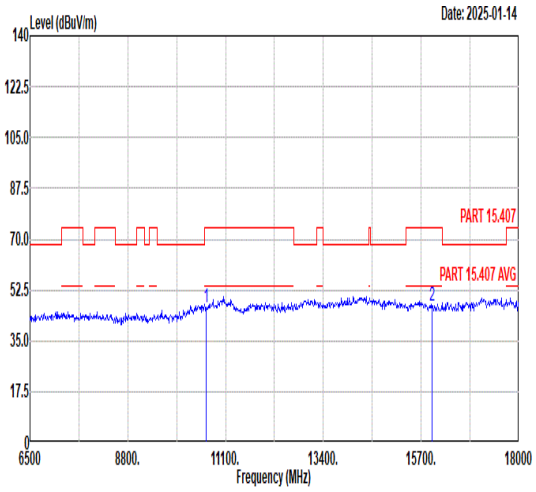 Freq Level Limit Line Margin Read Level Ant Factor Cable Loss Preamp Factor APos TPos Remark MHz dBuV/m dBuV/m dB dBuV dB/m dB dB cm deg 1 10640.00 46.70 74.00 -27.30 62.41 37.78 10.94 64.43 -- -- Peak 2 15960.00 47.00 74.00 -27.00 58.94 39.59 12.70 64.23 -- -- Peak	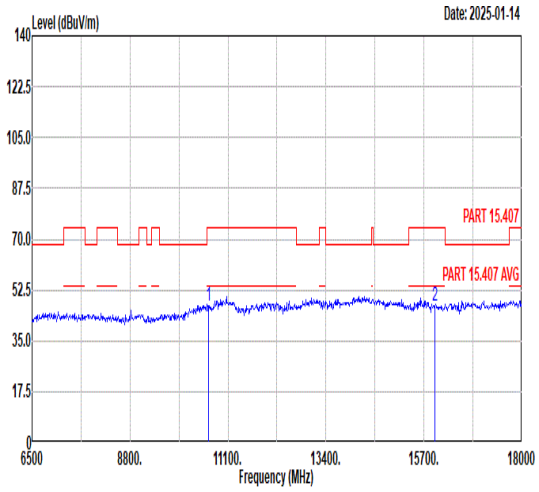 Freq Level Limit Line Margin Read Level Ant Factor Cable Loss Preamp Factor APos TPos Remark MHz dBuV/m dBuV/m dB dBuV dB/m dB dB cm deg 1 10640.00 46.81 74.00 -27.19 62.52 37.78 10.94 64.43 -- -- Peak 2 15960.00 47.08 74.00 -26.92 59.02 39.59 12.70 64.23 -- -- Peak

Mode	7	
	Band Edge	
	U-NII-2C_5.47-5.725_802.11a_CH100_5500MHz	
ANT	6	
Pol.	Horizontal	Fundamental
Peak	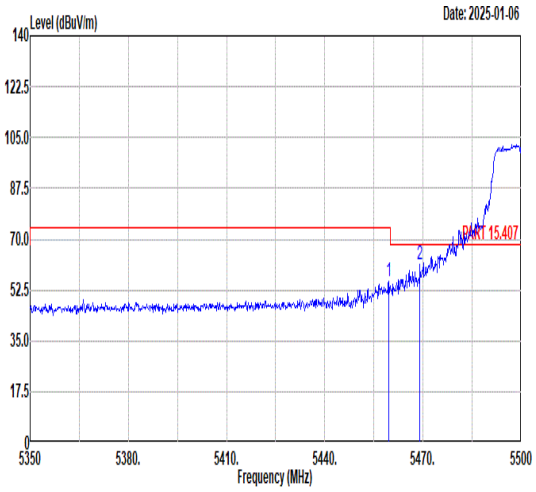 Freq Level Limit Line Margin Read Level Ant Factor Cable Loss Preamp Factor APos TPos Remark MHz dBuV/m dBuV/m dB dBuV dB/m dB dB cm deg 1 5459.65 55.33 74.00 -18.67 45.36 34.17 8.41 32.61 100 41 PEAK 2 5469.10 61.34 68.30 -6.96 51.37 34.18 8.40 32.61 100 41 PEAK	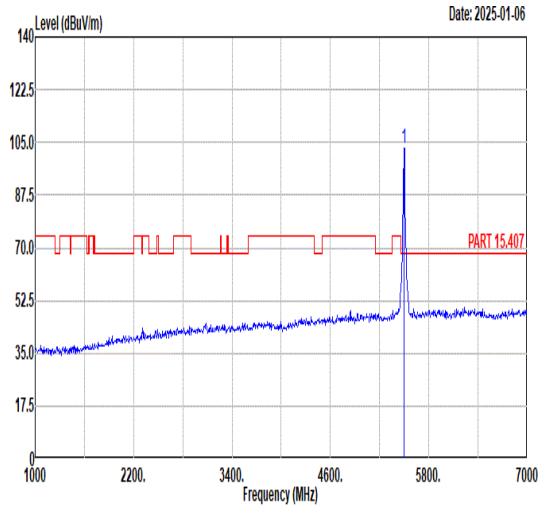 Freq Level Limit Line Margin Read Level Ant Factor Cable Loss Preamp Factor APos TPos Remark MHz dBuV/m dBuV/m dB dBuV dB/m dB dB cm deg 1 5500.00 103.03 ------ ------ 93.08 34.20 8.36 32.61 100 41 PEAK
Avg	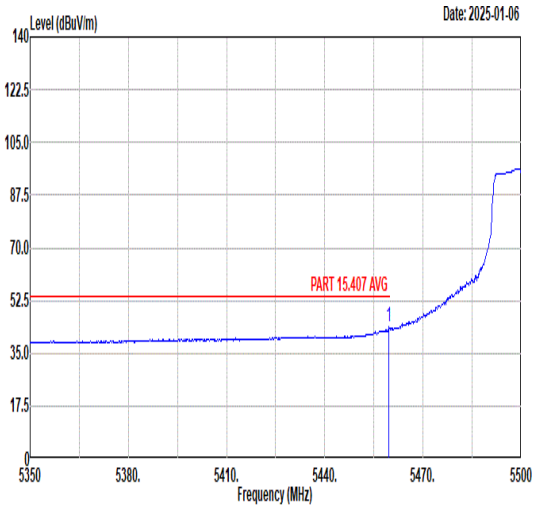 Freq Level Limit Line Margin Read Level Ant Factor Cable Loss Preamp Factor APos TPos Remark MHz dBuV/m dBuV/m dB dBuV dB/m dB dB cm deg 1 5459.65 43.64 54.00 -10.36 33.67 34.17 8.41 32.61 100 41 AVERAGE	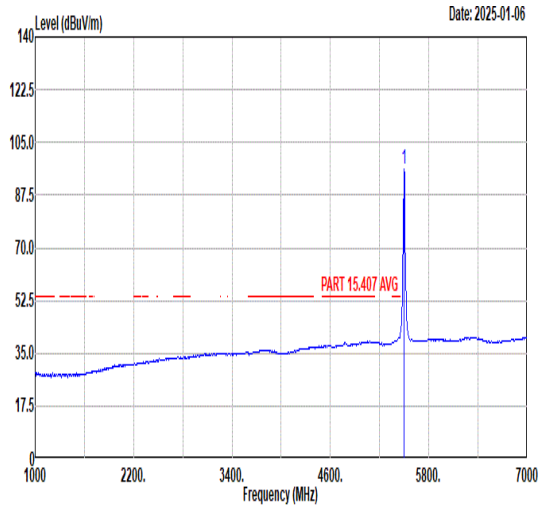 Freq Level Limit Line Margin Read Level Ant Factor Cable Loss Preamp Factor APos TPos Remark MHz dBuV/m dBuV/m dB dBuV dB/m dB dB cm deg 1 5500.00 95.90 ------ ------ 85.95 34.20 8.36 32.61 100 41 AVERAGE

Mode	7	
	Band Edge	
	U-NII-2C_5.47-5.725_802.11a_CH100_5500MHz	
ANT	6	
Pol.	Vertical	Fundamental
Peak	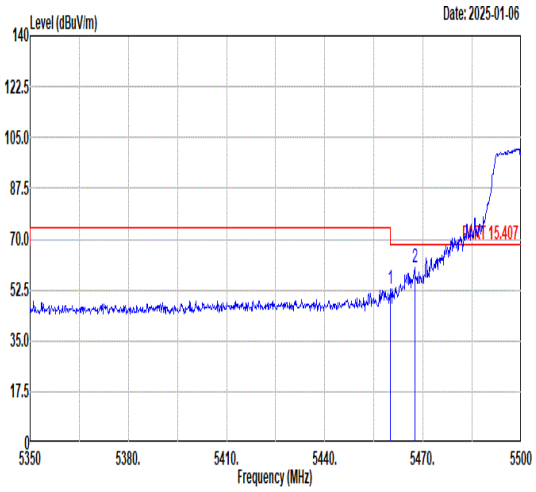 Freq Level Limit Line Margin Read Level Ant Factor Cable Loss Preamp Factor APos TPos Remark MHz dBuV/m dBuV/m dB dBuV dB/m dB dB cm deg 1 5459.95 52.99 74.00 -21.01 43.02 34.17 8.41 32.61 347 247 PEAK 2 5467.45 60.13 68.30 -8.17 50.16 34.18 8.40 32.61 347 247 PEAK	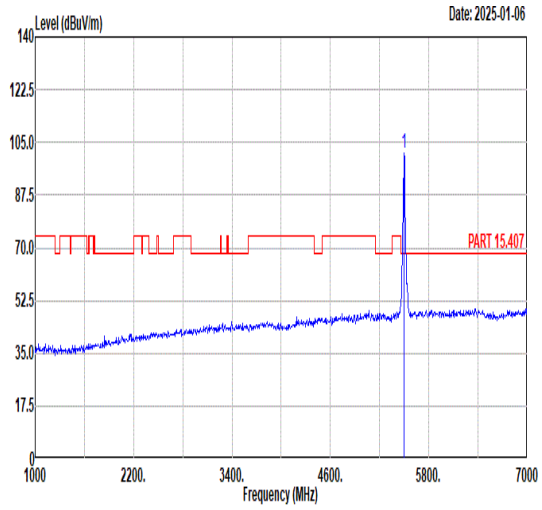 Freq Level Limit Line Margin Read Level Ant Factor Cable Loss Preamp Factor APos TPos Remark MHz dBuV/m dBuV/m dB dBuV dB/m dB dB cm deg 1 5500.00 101.39 ------ ------ 91.44 34.20 8.36 32.61 347 247 PEAK
Avg	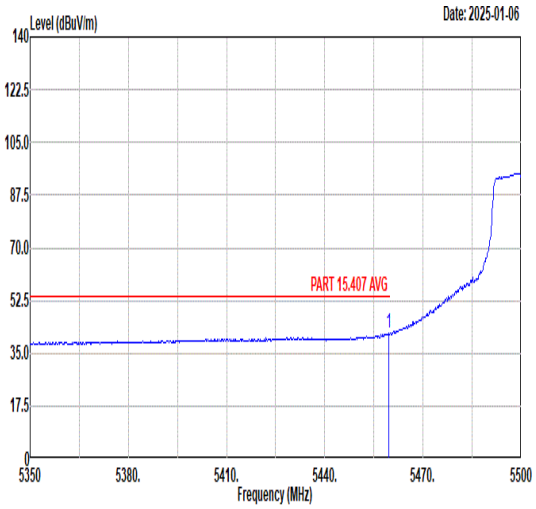 Freq Level Limit Line Margin Read Level Ant Factor Cable Loss Preamp Factor APos TPos Remark MHz dBuV/m dBuV/m dB dBuV dB/m dB dB cm deg 1 5459.65 41.65 54.00 -12.35 31.68 34.17 8.41 32.61 347 247 AVERAGE	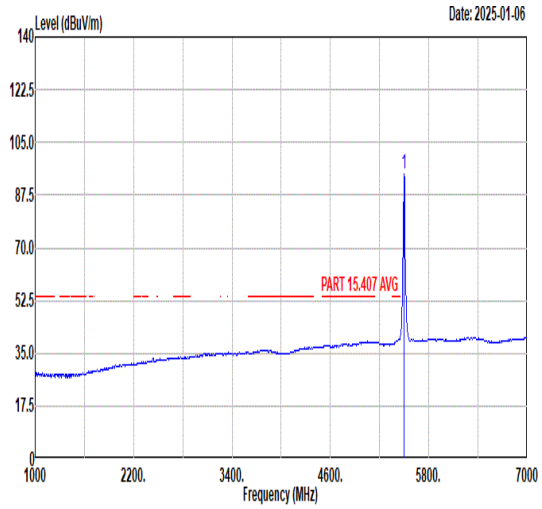 Freq Level Limit Line Margin Read Level Ant Factor Cable Loss Preamp Factor APos TPos Remark MHz dBuV/m dBuV/m dB dBuV dB/m dB dB cm deg 1 5500.00 94.51 ------ ------ 84.56 34.20 8.36 32.61 347 247 AVERAGE

Mode	7	
	Harmonic	
	U-NII-2C_5.47-5.725_802.11a_CH100_5500MHz	
ANT	6	
Pol.	Horizontal	Vertical
Peak Avg	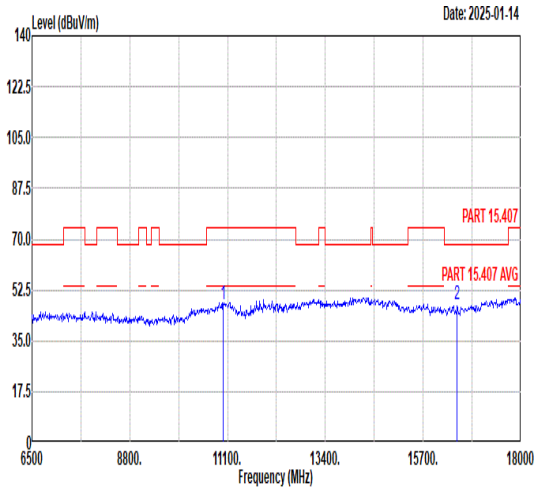 Freq Level Limit Line Margin Read Level Ant Factor Cable Loss Preamp Factor APos TPos Remark MHz dBuV/m dBuV/m dB dBuV dB/m dB dB cm deg 1 11000.00 47.51 74.00 -26.49 61.01 38.49 11.21 63.20 -- -- Peak 2 16500.00 47.34 68.30 -20.96 59.13 40.39 12.91 65.09 -- -- Peak	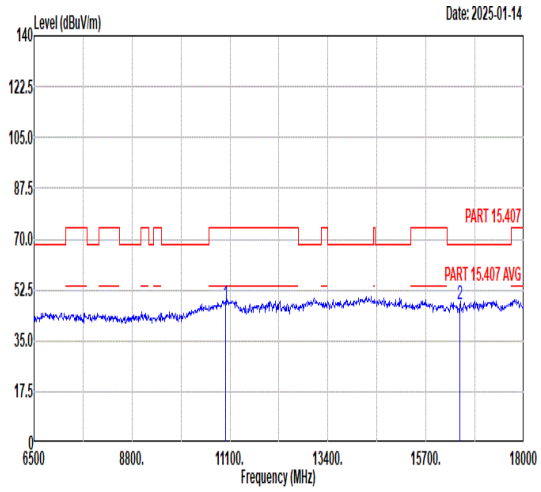 Freq Level Limit Line Margin Read Level Ant Factor Cable Loss Preamp Factor APos TPos Remark MHz dBuV/m dBuV/m dB dBuV dB/m dB dB cm deg 1 11000.00 47.77 74.00 -26.23 61.27 38.49 11.21 63.20 -- -- Peak 2 16500.00 47.44 68.30 -20.86 59.23 40.39 12.91 65.09 -- -- Peak

Mode	8	
	Harmonic	
	U-NII-2C_5.47-5.725_802.11a_CH116_5580MHz	
ANT	6	
Pol.	Horizontal	Vertical
Peak Avg	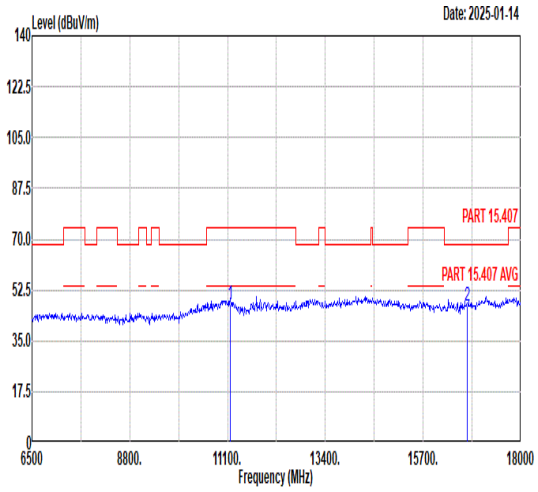 Freq Level Limit Line Margin Read Level Ant Factor Cable Loss Preamp Factor APos TPos Remark MHz dBuV/m dBuV/m dB dBuV dB/m dB dB cm deg 1 11160.00 47.54 74.00 -26.46 61.30 38.05 11.29 63.10 -- -- Peak 2 16740.00 47.23 68.30 -21.07 58.73 40.59 13.01 65.10 -- -- Peak	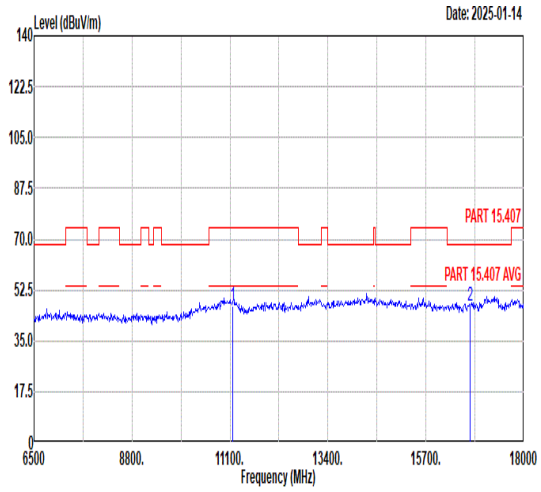 Freq Level Limit Line Margin Read Level Ant Factor Cable Loss Preamp Factor APos TPos Remark MHz dBuV/m dBuV/m dB dBuV dB/m dB dB cm deg 1 11160.00 47.14 74.00 -26.86 60.90 38.05 11.29 63.10 -- -- Peak 2 16740.00 46.89 68.30 -21.41 58.39 40.59 13.01 65.10 -- -- Peak

Mode	9	
	Band Edge	
	U-NII-2C_5.47-5.725_802.11a_CH140_5700MHz	
ANT	6	
Pol.	Horizontal	Fundamental
Peak	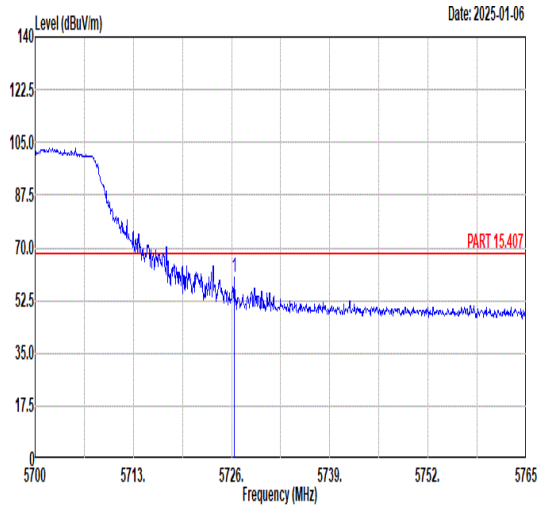 Freq Level Limit Line Margin Read Level Ant Factor Cable Loss Preamp Factor APos TPos Remark MHz dBuV/m dBuV/m dB dBuV dB/m dB dB cm deg 1 5726.39 60.19 68.30 -8.11 49.69 34.60 8.68 32.78 100 297 PEAK	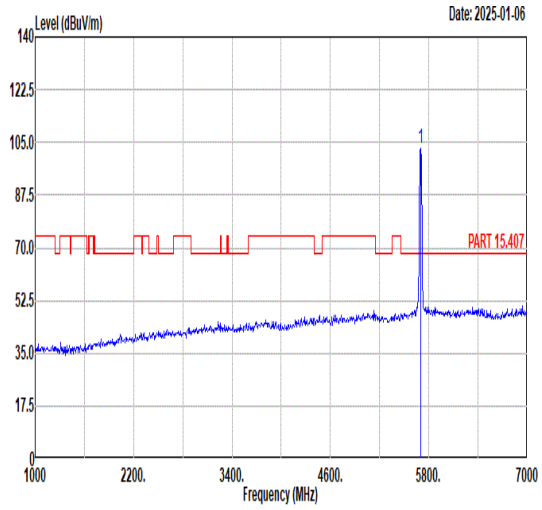 Freq Level Limit Line Margin Read Level Ant Factor Cable Loss Preamp Factor APos TPos Remark MHz dBuV/m dBuV/m dB dBuV dB/m dB dB cm deg 1 5700.00 103.14 ------ ------ 92.78 34.55 8.57 32.76 100 297 PEAK
Avg	Blank	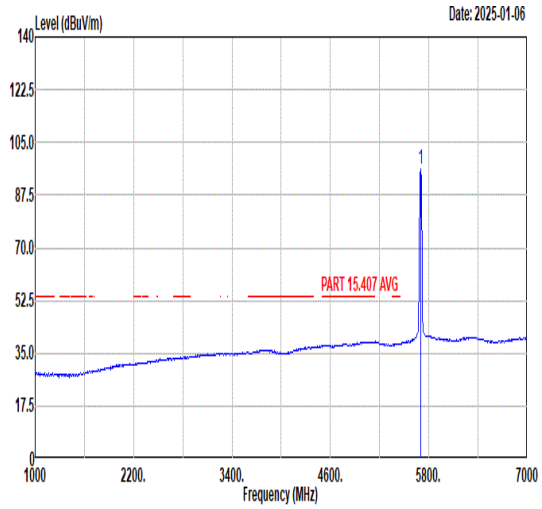 Freq Level Limit Line Margin Read Level Ant Factor Cable Loss Preamp Factor APos TPos Remark MHz dBuV/m dBuV/m dB dBuV dB/m dB dB cm deg 1 5700.00 95.99 ------ ------ 85.63 34.55 8.57 32.76 100 297 AVERAGE

Mode	9	
	Band Edge	
	U-NII-2C_5.47-5.725_802.11a_CH140_5700MHz	
ANT	6	
Pol.	Vertical	Fundamental
Peak	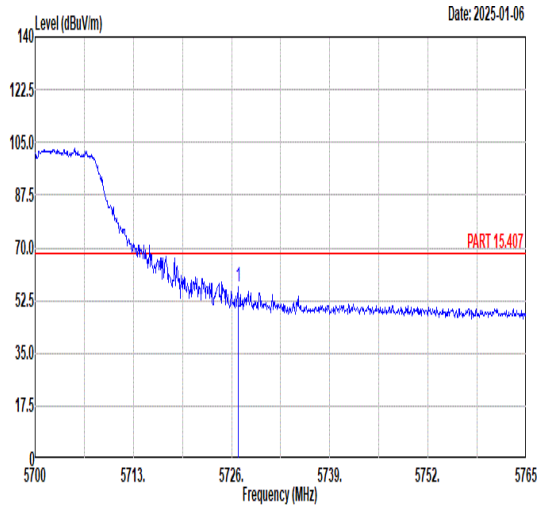 Freq Level Limit Line Margin Read Level Ant Factor Cable Loss Preamp Factor APos TPos Remark MHz dBuV/m dBuV/m dB dBuV dB/m dB dB cm deg 1 5726.85 57.16 68.30 -11.14 46.66 34.60 8.68 32.78 317 250 PEAK	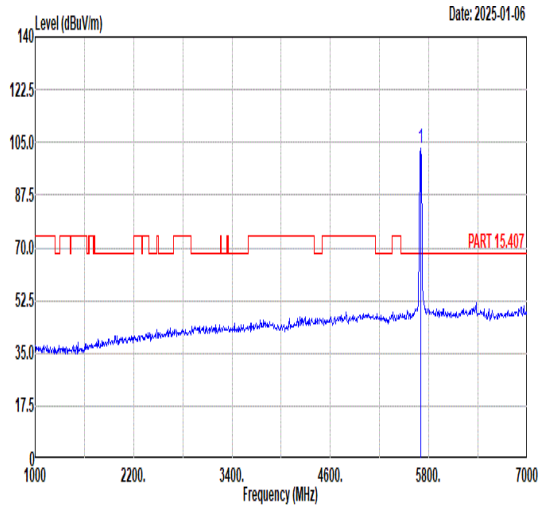 Freq Level Limit Line Margin Read Level Ant Factor Cable Loss Preamp Factor APos TPos Remark MHz dBuV/m dBuV/m dB dBuV dB/m dB dB cm deg 1 5700.00 103.20 ------ ------ 92.84 34.55 8.57 32.76 317 250 PEAK
Avg	Blank	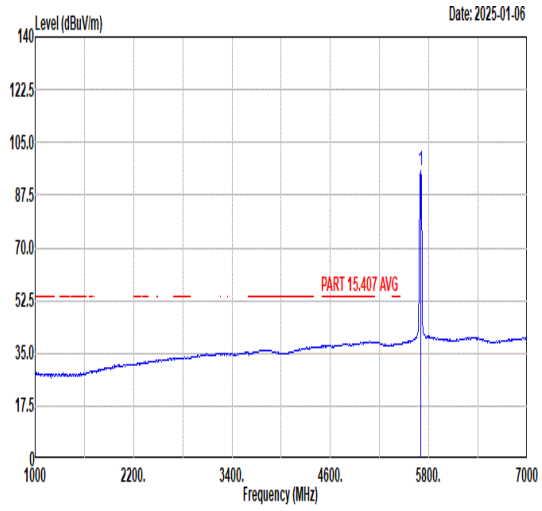 Freq Level Limit Line Margin Read Level Ant Factor Cable Loss Preamp Factor APos TPos Remark MHz dBuV/m dBuV/m dB dBuV dB/m dB dB cm deg 1 5700.00 95.53 ------ ------ 85.17 34.55 8.57 32.76 317 250 AVERAGE

Mode	9	
	Harmonic	
	U-NII-2C_5.47-5.725_802.11a_CH140_5700MHz	
ANT	6	
Pol.	Horizontal	Vertical
Peak Avg	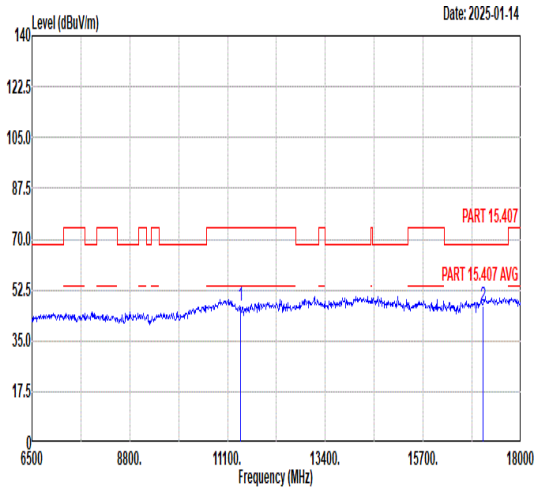 Freq Level Limit Line Margin Read Level Ant Factor Cable Loss Preamp Factor APos TPos Remark MHz dBuV/m dBuV/m dB dBuV dB/m dB dB cm deg 1 11400.00 46.78 74.00 -27.22 60.94 37.39 11.41 62.96 -- -- Peak 2 17100.00 47.16 68.30 -21.14 58.20 41.00 13.14 65.18 -- -- Peak	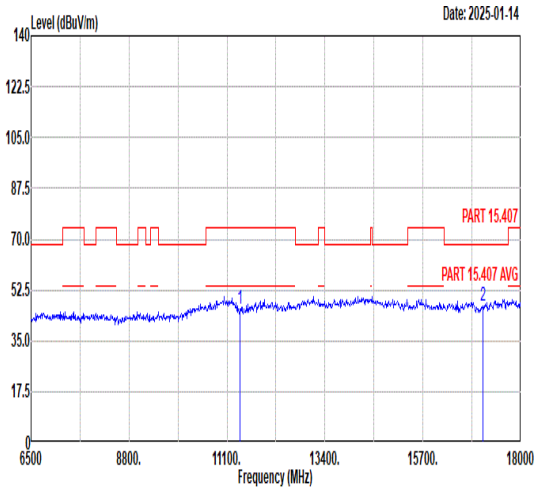 Freq Level Limit Line Margin Read Level Ant Factor Cable Loss Preamp Factor APos TPos Remark MHz dBuV/m dBuV/m dB dBuV dB/m dB dB cm deg 1 11400.00 45.98 74.00 -28.02 60.14 37.39 11.41 62.96 -- -- Peak 2 17100.00 47.03 68.30 -21.27 58.07 41.00 13.14 65.18 -- -- Peak

Mode	10	
	Band Edge	
	U-NII-1_5.15-5.25_802.11ax HE20_CH36_Full RU_5180MHz	
ANT	6	
Pol.	Horizontal	Fundamental
Peak	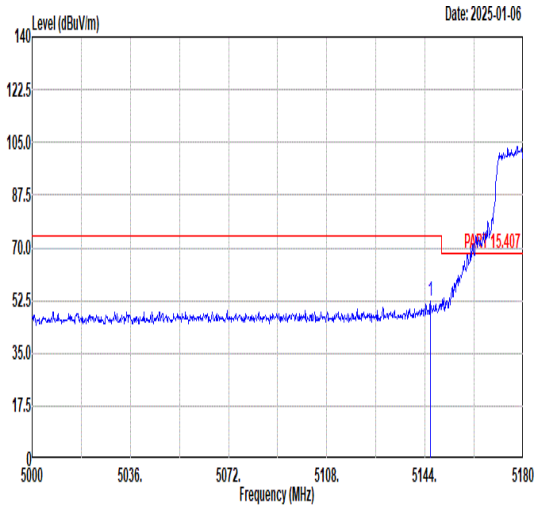 Freq Level Limit Line Margin Read Level Ant Factor Cable Loss Preamp Factor APos TPos Remark 1 5145.98 52.55 74.00 -21.45 43.38 33.99 7.92 32.74 300 0 PEAK	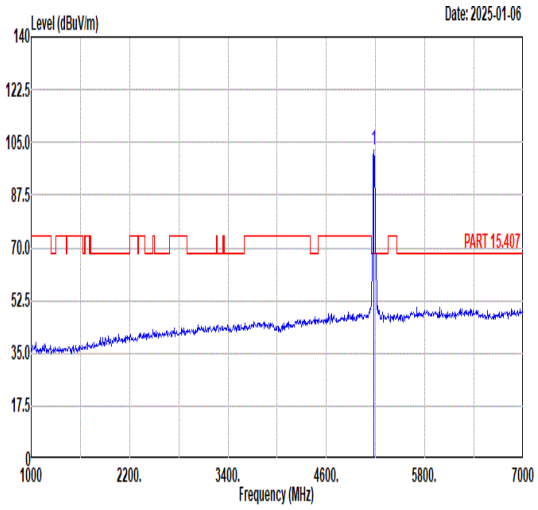 Freq Level Limit Line Margin Read Level Ant Factor Cable Loss Preamp Factor APos TPos Remark 1 5180.00 102.36 ------ ------ 93.14 34.01 7.94 32.73 300 0 PEAK
Avg	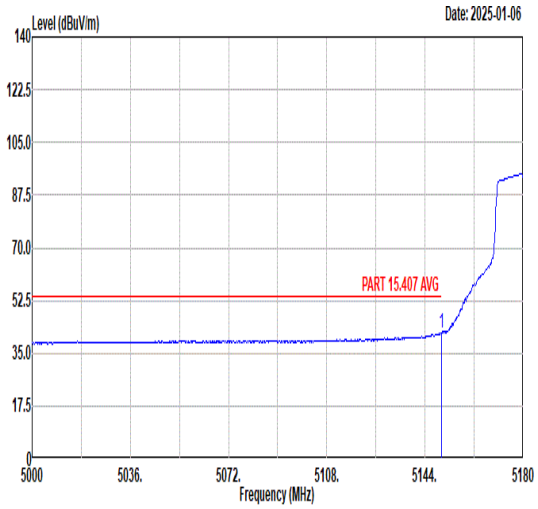 Freq Level Limit Line Margin Read Level Ant Factor Cable Loss Preamp Factor APos TPos Remark 1 5149.94 41.71 54.00 -12.29 32.54 33.99 7.92 32.74 300 0 AVERAGE	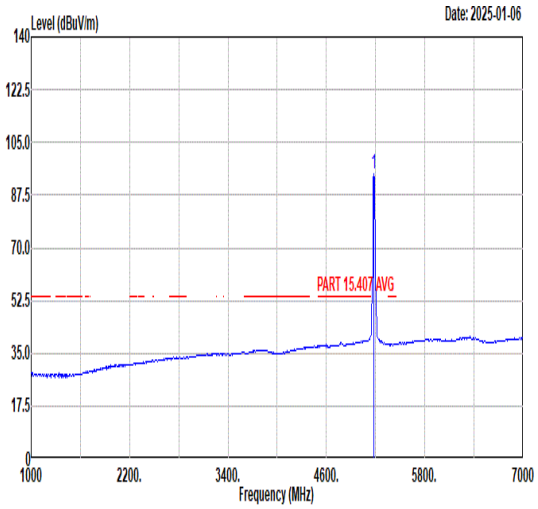 Freq Level Limit Line Margin Read Level Ant Factor Cable Loss Preamp Factor APos TPos Remark 1 5180.00 94.57 ------ ------ 85.35 34.01 7.94 32.73 300 0 AVERAGE

Mode	10	
	Band Edge	
	U-NII-1_5.15-5.25_802.11ax HE20_CH36_Full RU_5180MHz	
ANT	6	
Pol.	Vertical	Fundamental
Peak	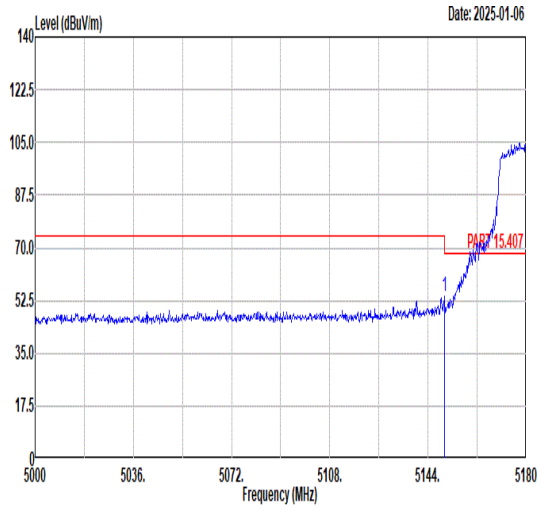 Freq Level Limit Line Margin Read Level Ant Factor Cable Loss Preamp Factor APos TPos Remark MHz dBuV/m dBuV/m dB dBuV dB/m dB dB cm deg 1 5149.94 53.89 74.00 -20.11 44.72 33.99 7.92 32.74 300 252 PEAK	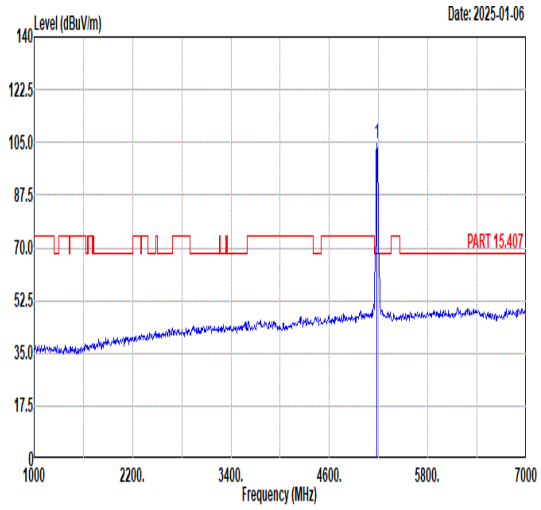 Freq Level Limit Line Margin Read Level Ant Factor Cable Loss Preamp Factor APos TPos Remark MHz dBuV/m dBuV/m dB dBuV dB/m dB dB cm deg 1 5180.00 104.65 ------ ------ 95.43 34.01 7.94 32.73 300 252 PEAK
Avg	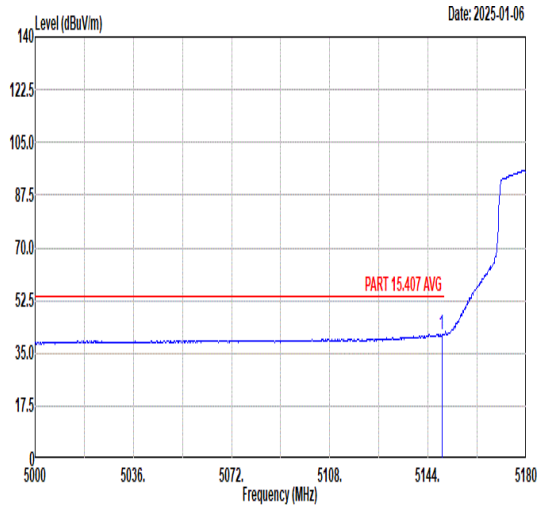 Freq Level Limit Line Margin Read Level Ant Factor Cable Loss Preamp Factor APos TPos Remark MHz dBuV/m dBuV/m dB dBuV dB/m dB dB cm deg 1 5149.04 41.46 54.00 -12.54 32.29 33.99 7.92 32.74 300 252 AVERAGE	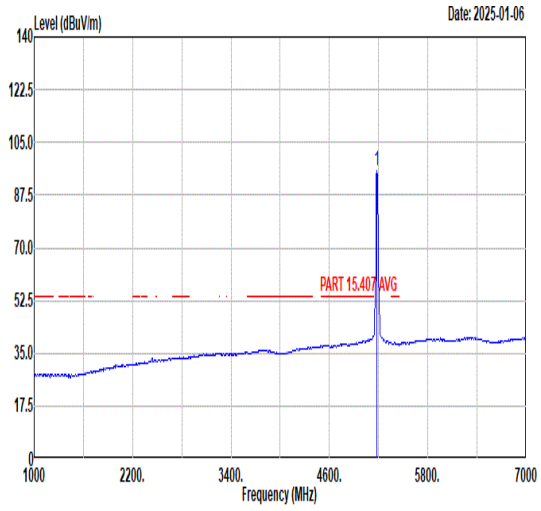 Freq Level Limit Line Margin Read Level Ant Factor Cable Loss Preamp Factor APos TPos Remark MHz dBuV/m dBuV/m dB dBuV dB/m dB dB cm deg 1 5180.00 95.82 ------ ------ 86.60 34.01 7.94 32.73 300 252 AVERAGE

Mode	10	
	Harmonic	
	U-NII-1_5.15-5.25_802.11ax HE20_CH36_Full RU_5180MHz	
ANT	6	
Pol.	Horizontal	Vertical
Peak Avg	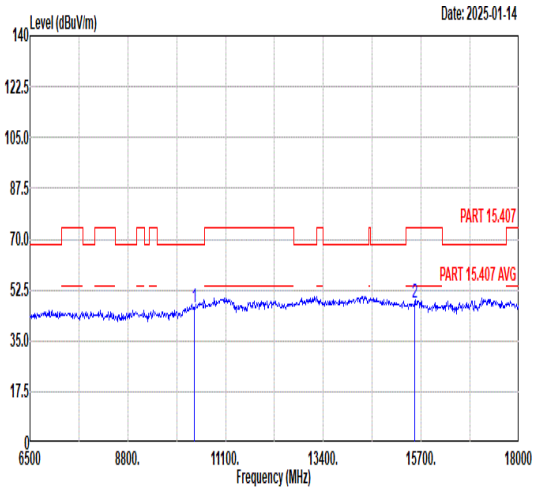 Freq Level Limit Line Margin Read Level Ant Factor Cable Loss Preamp Factor APos TPos Remark MHz dBuV/m dBuV/m dB dBuV dB/m dB dB cm deg 1 10360.00 46.49 68.30 -21.81 63.19 37.16 10.73 64.59 -- -- Peak 2 15540.00 47.92 74.00 -26.08 59.16 39.42 12.72 63.38 -- -- Peak	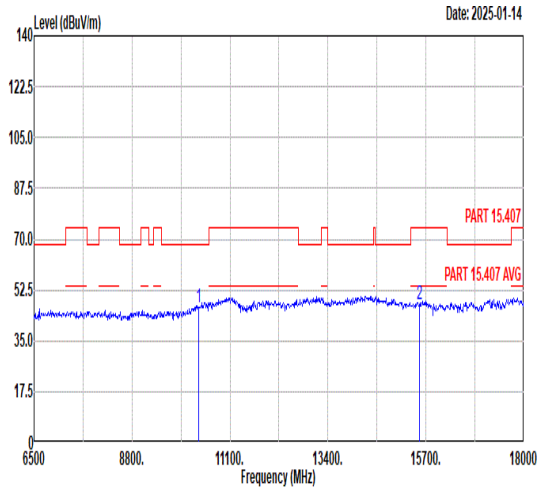 Freq Level Limit Line Margin Read Level Ant Factor Cable Loss Preamp Factor APos TPos Remark MHz dBuV/m dBuV/m dB dBuV dB/m dB dB cm deg 1 10360.00 46.51 68.30 -21.79 63.21 37.16 10.73 64.59 -- -- Peak 2 15540.00 47.53 74.00 -26.47 58.77 39.42 12.72 63.38 -- -- Peak

Mode	11	
	Harmonic	
	U-NII-1_5.15-5.25_802.11ax HE20_CH44_Full RU_5220MHz	
ANT	6	
Pol.	Horizontal	Vertical
Peak Avg	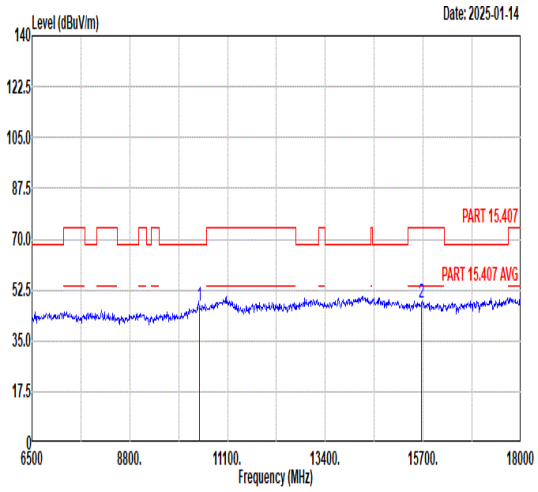 Freq Level Limit Line Margin Read Level Ant Factor Cable Loss Preamp Factor APos TPos Remark MHz dBuV/m dBuV/m dB dBuV dB/m dB dB cm deg 1 10440.00 47.02 68.30 -21.28 63.64 37.35 10.79 64.76 -- -- Peak 2 15660.00 47.90 74.00 -26.10 59.34 39.46 12.72 63.62 -- -- Peak	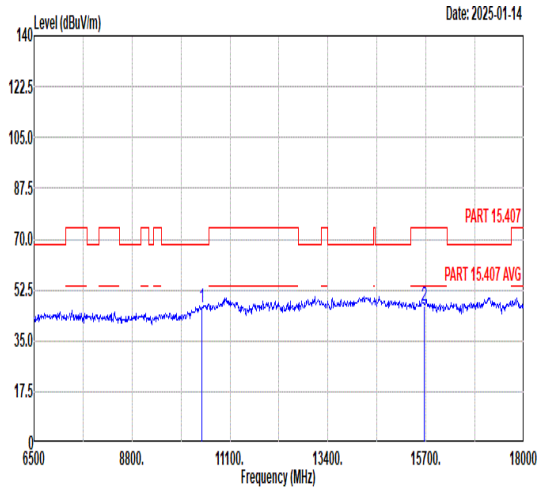 Freq Level Limit Line Margin Read Level Ant Factor Cable Loss Preamp Factor APos TPos Remark MHz dBuV/m dBuV/m dB dBuV dB/m dB dB cm deg 1 10440.00 46.41 68.30 -21.89 63.03 37.35 10.79 64.76 -- -- Peak 2 15660.00 47.08 74.00 -26.92 58.52 39.46 12.72 63.62 -- -- Peak

Mode	12	
	Harmonic	
	U-NII-1_5.15-5.25_802.11ax HE20_CH48_Full RU_5240MHz	
ANT	6	
Pol.	Horizontal	Vertical
Peak Avg	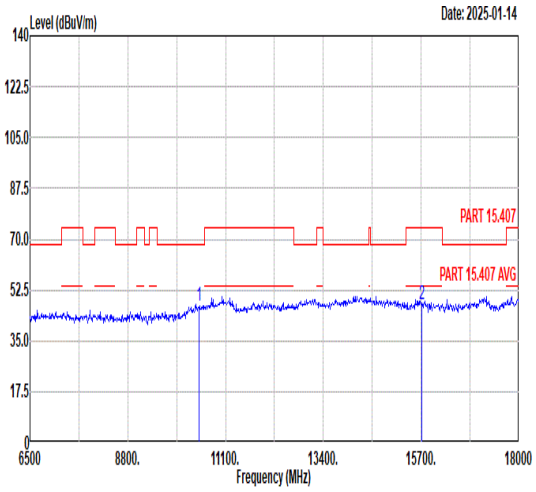 Freq Level Limit Line Margin Read Level Ant Factor Cable Loss Preamp Factor APos TPos Remark MHz dBuV/m dBuV/m dB dBuV dB/m dB dB cm deg 1 10480.00 46.93 68.30 -21.37 63.51 37.45 10.82 64.85 -- -- Peak 2 15720.00 47.33 74.00 -26.67 58.87 39.49 12.71 63.74 -- -- Peak	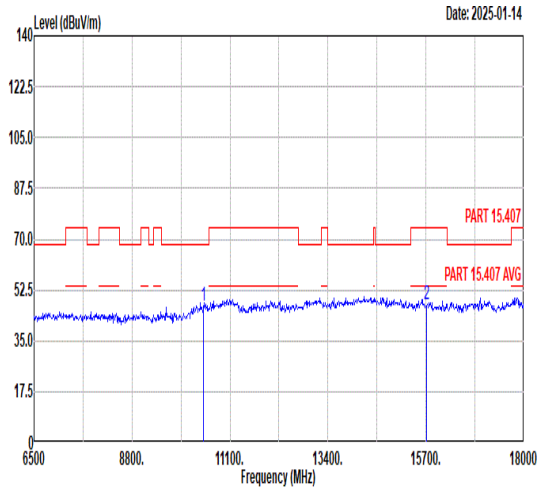 Freq Level Limit Line Margin Read Level Ant Factor Cable Loss Preamp Factor APos TPos Remark MHz dBuV/m dBuV/m dB dBuV dB/m dB dB cm deg 1 10480.00 47.10 68.30 -21.20 63.68 37.45 10.82 64.85 -- -- Peak 2 15720.00 47.63 74.00 -26.37 59.17 39.49 12.71 63.74 -- -- Peak

Mode	13	
	Harmonic	
	U-NII-2A_5.25-5.35_802.11ax HE20_CH52_Full RU_5260MHz	
ANT	6	
Pol.	Horizontal	Vertical
Peak Avg	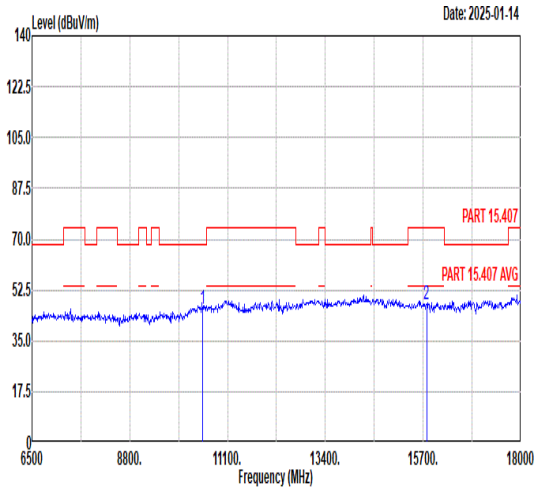 Freq Level Limit Line Margin Read Level Ant Factor Cable Loss Preamp Factor APos TPos Remark MHz dBuV/m dBuV/m dB dBuV dB/m dB dB cm deg 1 10520.00 46.08 68.30 -22.22 62.54 37.53 10.85 64.84 -- -- Peak 2 15780.00 47.57 74.00 -26.43 59.22 39.51 12.71 63.87 -- -- Peak	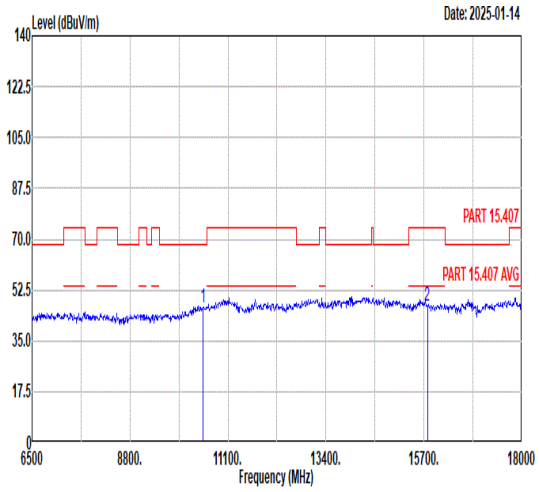 Freq Level Limit Line Margin Read Level Ant Factor Cable Loss Preamp Factor APos TPos Remark MHz dBuV/m dBuV/m dB dBuV dB/m dB dB cm deg 1 10520.00 46.73 68.30 -21.57 63.19 37.53 10.85 64.84 -- -- Peak 2 15780.00 47.10 74.00 -26.90 58.75 39.51 12.71 63.87 -- -- Peak

Mode	14	
	Harmonic	
	U-NII-2A_5.25-5.35_802.11ax HE20_CH60_Full RU_5300MHz	
ANT	6	
Pol.	Horizontal	Vertical
Peak Avg	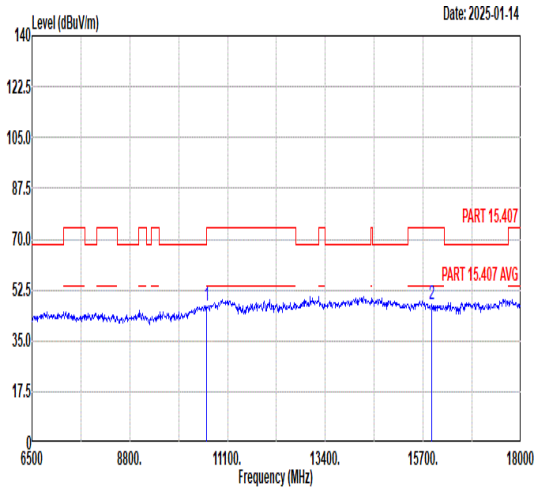 Freq Level Limit Line Margin Read Level Ant Factor Cable Loss Preamp Factor APos TPos Remark MHz dBuV/m dBuV/m dB dBuV dB/m dB dB cm deg 1 10600.00 47.07 74.00 -26.93 63.03 37.70 10.91 64.57 -- -- Peak 2 15900.00 47.71 74.00 -26.29 59.55 39.56 12.71 64.11 -- -- Peak	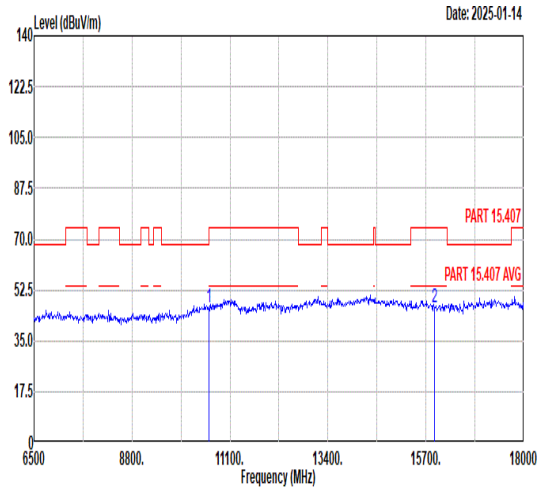 Freq Level Limit Line Margin Read Level Ant Factor Cable Loss Preamp Factor APos TPos Remark MHz dBuV/m dBuV/m dB dBuV dB/m dB dB cm deg 1 10600.00 46.50 74.00 -27.50 62.46 37.70 10.91 64.57 -- -- Peak 2 15900.00 46.39 74.00 -27.61 58.23 39.56 12.71 64.11 -- -- Peak

Mode	15	
	Band Edge	
	U-NII-2A_5.25-5.35_802.11ax HE20_CH64_Full RU_5320MHz	
ANT	6	
Pol.	Horizontal	Fundamental
Peak	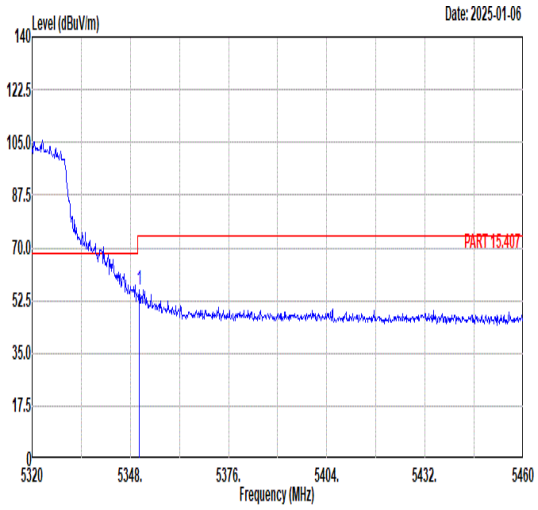 Freq Level Limit Line Margin Read Level Ant Factor Cable Loss Preamp Factor APos TPos Remark MHz dBuV/m dBuV/m dB dBuV dB/m dB dB cm deg 1 5350.52 55.96 74.00 -18.04 46.18 34.11 8.33 32.66 100 78 PEAK	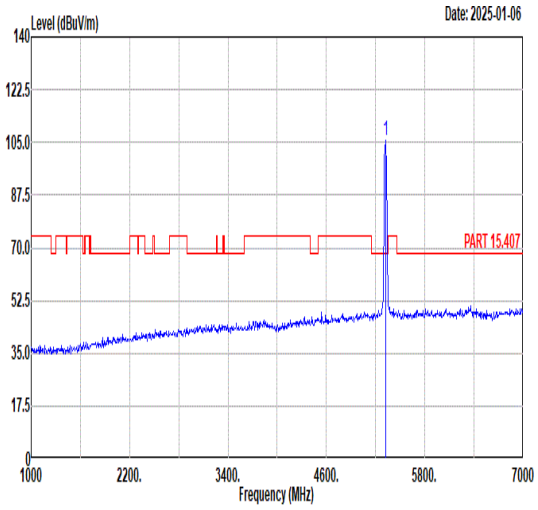 Freq Level Limit Line Margin Read Level Ant Factor Cable Loss Preamp Factor APos TPos Remark MHz dBuV/m dBuV/m dB dBuV dB/m dB dB cm deg 1 5320.00 105.62 ------ ------ 95.95 34.09 8.25 32.67 100 78 PEAK
Avg	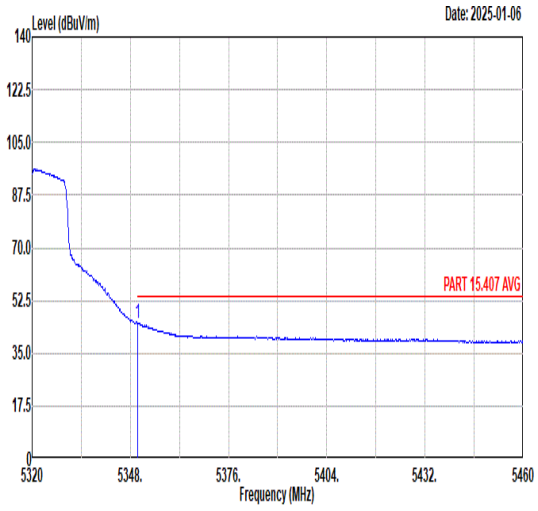 Freq Level Limit Line Margin Read Level Ant Factor Cable Loss Preamp Factor APos TPos Remark MHz dBuV/m dBuV/m dB dBuV dB/m dB dB cm deg 1 5350.10 44.86 54.00 -9.14 35.08 34.11 8.33 32.66 100 78 AVERAGE	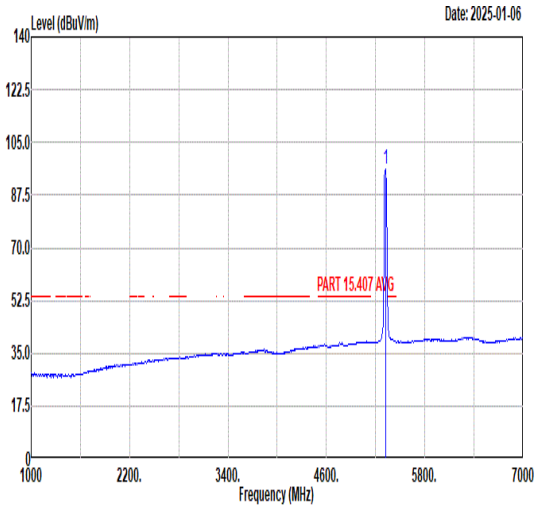 Freq Level Limit Line Margin Read Level Ant Factor Cable Loss Preamp Factor APos TPos Remark MHz dBuV/m dBuV/m dB dBuV dB/m dB dB cm deg 1 5320.00 95.91 ------ ------ 86.24 34.09 8.25 32.67 100 78 AVERAGE

Mode	15	
	Band Edge	
	U-NII-2A_5.25-5.35_802.11ax HE20_CH64_Full RU_5320MHz	
ANT	6	
Pol.	Vertical	Fundamental
Peak	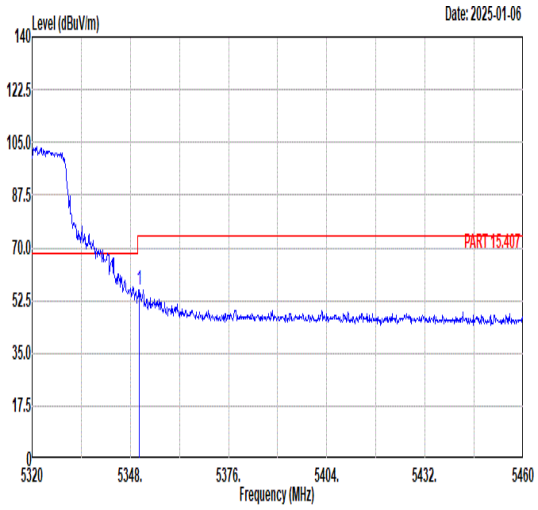 Freq Level Limit Line Margin Read Level Ant Factor Cable Loss Preamp Factor APos TPos Remark MHz dBuV/m dBuV/m dB dBuV dB/m dB dB cm deg 1 5350.52 55.92 74.00 -18.08 46.14 34.11 8.33 32.66 344 254 PEAK	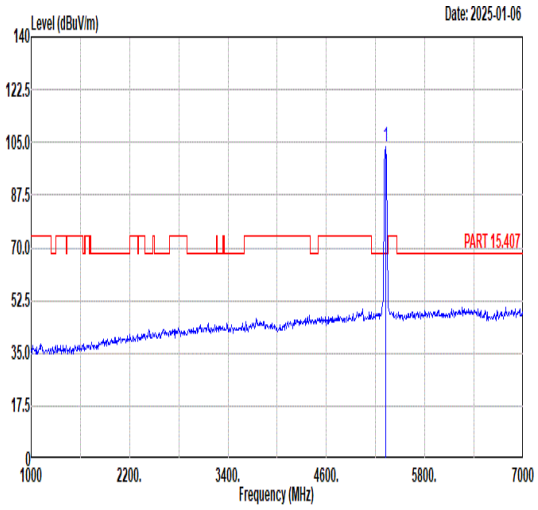 Freq Level Limit Line Margin Read Level Ant Factor Cable Loss Preamp Factor APos TPos Remark MHz dBuV/m dBuV/m dB dBuV dB/m dB dB cm deg 1 5320.00 103.40 ------ ------ 93.72 34.09 8.26 32.67 344 254 PEAK
Avg	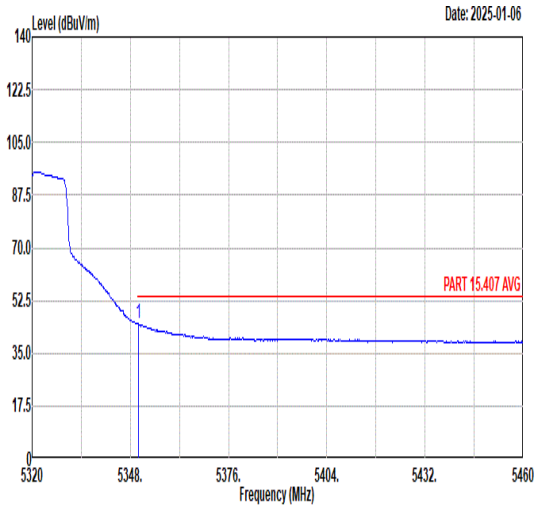 Freq Level Limit Line Margin Read Level Ant Factor Cable Loss Preamp Factor APos TPos Remark MHz dBuV/m dBuV/m dB dBuV dB/m dB dB cm deg 1 5350.38 44.77 54.00 -9.23 34.99 34.11 8.33 32.66 344 254 AVERAGE	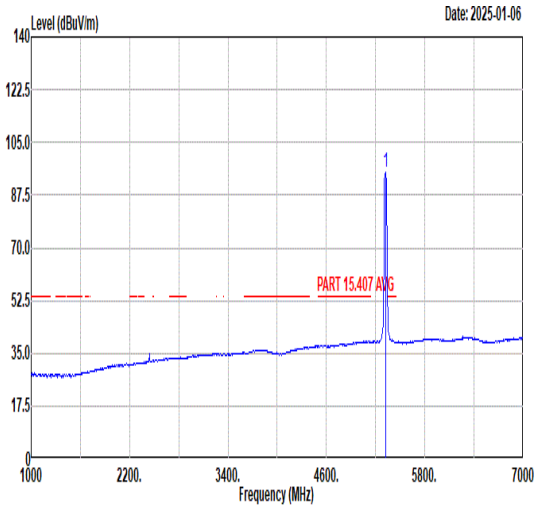 Freq Level Limit Line Margin Read Level Ant Factor Cable Loss Preamp Factor APos TPos Remark MHz dBuV/m dBuV/m dB dBuV dB/m dB dB cm deg 1 5320.00 95.25 ------ ------ 85.58 34.09 8.25 32.67 344 254 AVERAGE

Mode	15	
	Harmonic	
	U-NII-2A_5.25-5.35_802.11ax HE20_CH64_Full RU_5320MHz	
ANT	6	
Pol.	Horizontal	Vertical
Peak Avg	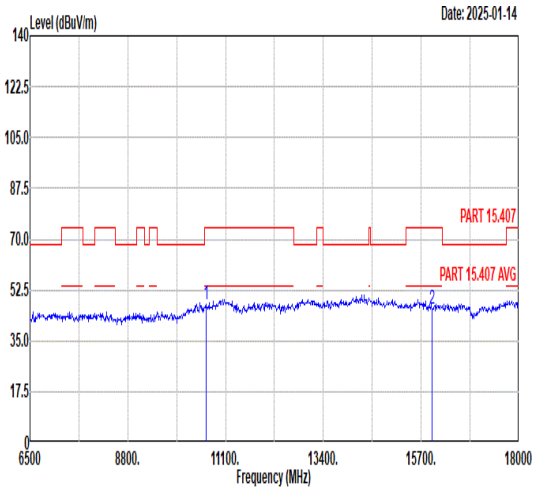 Freq Level Limit Line Margin Read Level Ant Factor Cable Loss Preamp Factor APos TPos Remark MHz dBuV/m dBuV/m dB dBuV dB/m dB dB cm deg 1 10640.00 47.54 74.00 -26.46 63.25 37.78 10.94 64.43 -- -- Peak 2 15960.00 46.14 74.00 -27.86 58.08 39.59 12.70 64.23 -- -- Peak	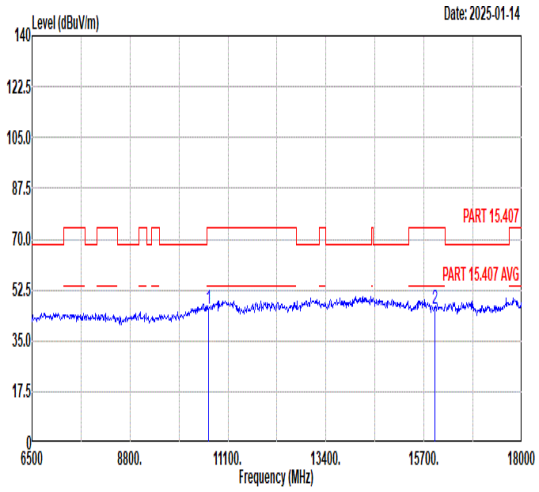 Freq Level Limit Line Margin Read Level Ant Factor Cable Loss Preamp Factor APos TPos Remark MHz dBuV/m dBuV/m dB dBuV dB/m dB dB cm deg 1 10640.00 46.18 74.00 -27.82 61.89 37.78 10.94 64.43 -- -- Peak 2 15960.00 46.22 74.00 -27.78 58.16 39.59 12.70 64.23 -- -- Peak

Mode	16	
	Band Edge	
	U-NII-2C_5.47-5.725_802.11ax HE20_CH100_Full RU_5500MHz	
ANT	6	
Pol.	Horizontal	Fundamental
Peak	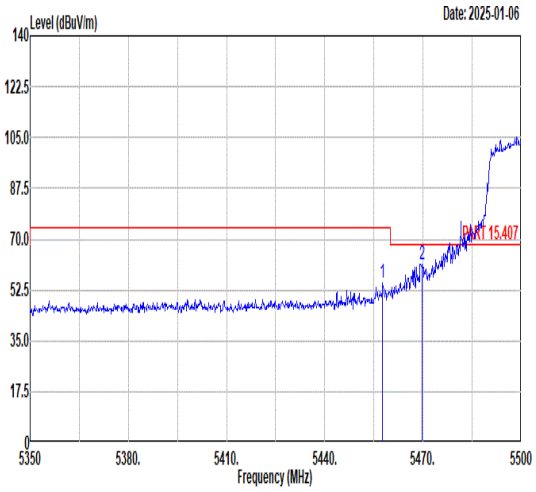 Freq Level Limit Line Margin Read Level Ant Factor Cable Loss Preamp Factor APos TPos Remark MHz dBuV/m dBuV/m dB dBuV dB/m dB dB cm deg 1 5457.70 54.77 74.00 -19.23 44.80 34.17 8.41 32.61 112 65 PEAK 2 5469.70 61.50 68.30 -6.80 51.53 34.18 8.40 32.61 112 65 PEAK	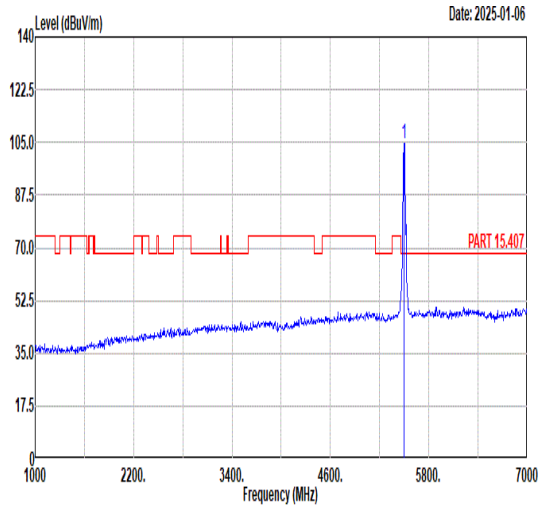 Freq Level Limit Line Margin Read Level Ant Factor Cable Loss Preamp Factor APos TPos Remark MHz dBuV/m dBuV/m dB dBuV dB/m dB dB cm deg 1 5500.00 104.65 ------ ------ 94.70 34.20 8.36 32.61 112 65 PEAK
Avg	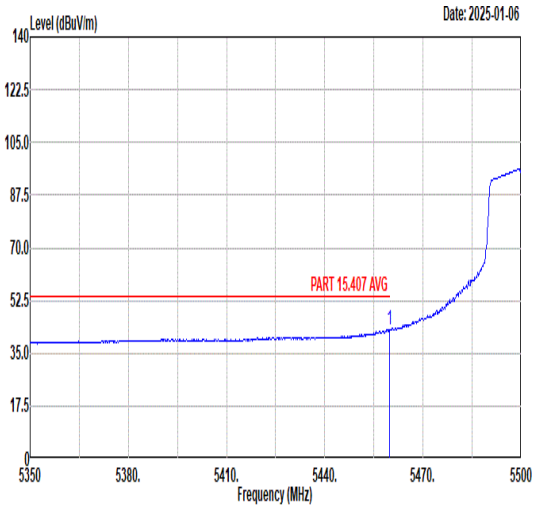 Freq Level Limit Line Margin Read Level Ant Factor Cable Loss Preamp Factor APos TPos Remark MHz dBuV/m dBuV/m dB dBuV dB/m dB dB cm deg 1 5459.80 42.80 54.00 -11.20 32.83 34.17 8.41 32.61 112 65 AVERAGE	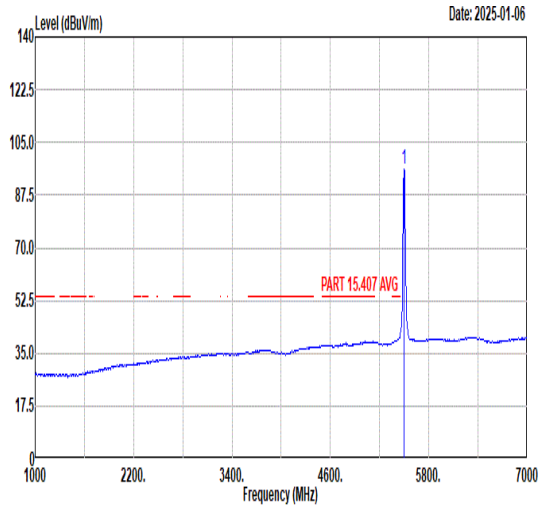 Freq Level Limit Line Margin Read Level Ant Factor Cable Loss Preamp Factor APos TPos Remark MHz dBuV/m dBuV/m dB dBuV dB/m dB dB cm deg 1 5500.00 95.93 ------ ------ 85.98 34.20 8.36 32.61 112 65 AVERAGE

Mode	16	
	Band Edge	
	U-NII-2C_5.47-5.725_802.11ax HE20_CH100_Full RU_5500MHz	
ANT	6	
Pol.	Vertical	Fundamental
Peak	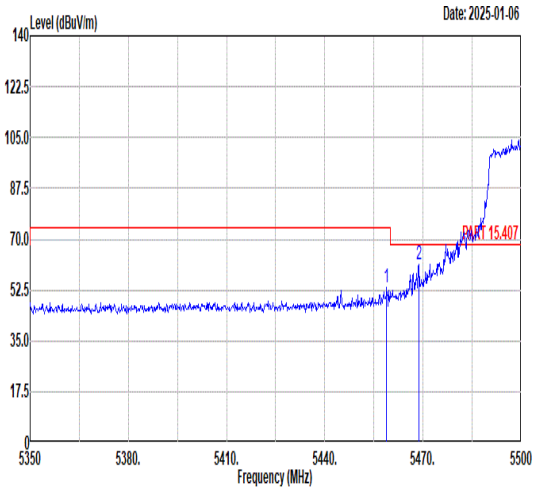 Freq Level Limit Line Margin Read Level Ant Factor Cable Loss Preamp Factor APos TPos Remark MHz dBuV/m dBuV/m dB dBuV dB/m dB dB cm deg 1 5458.90 53.55 74.00 -20.45 43.58 34.17 8.41 32.61 300 254 PEAK 2 5468.65 61.08 68.30 -7.22 51.11 34.18 8.40 32.61 300 254 PEAK	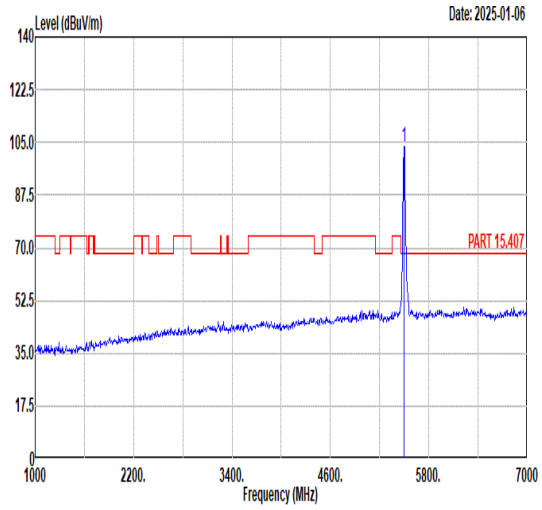 Freq Level Limit Line Margin Read Level Ant Factor Cable Loss Preamp Factor APos TPos Remark MHz dBuV/m dBuV/m dB dBuV dB/m dB dB cm deg 1 5500.00 103.72 ------ ------ 93.78 34.20 8.35 32.61 300 254 PEAK
Avg	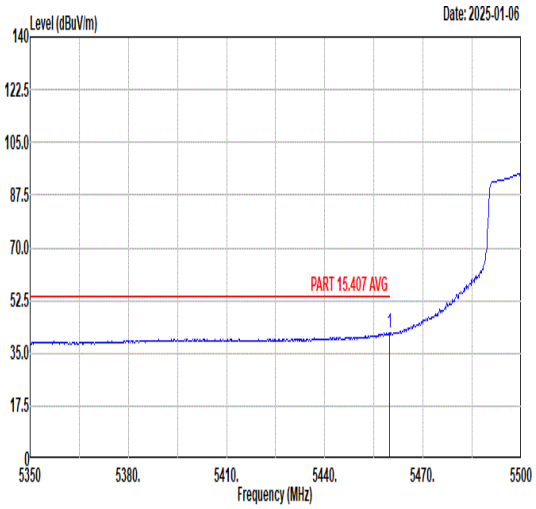 Freq Level Limit Line Margin Read Level Ant Factor Cable Loss Preamp Factor APos TPos Remark MHz dBuV/m dBuV/m dB dBuV dB/m dB dB cm deg 1 5459.80 41.59 54.00 -12.41 31.62 34.17 8.41 32.61 300 254 AVERAGE	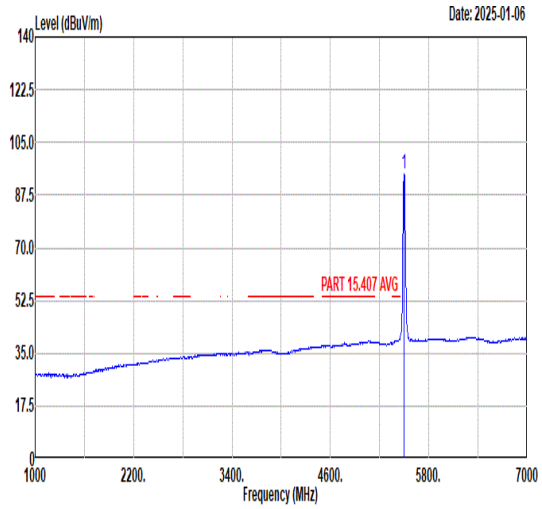 Freq Level Limit Line Margin Read Level Ant Factor Cable Loss Preamp Factor APos TPos Remark MHz dBuV/m dBuV/m dB dBuV dB/m dB dB cm deg 1 5500.00 94.54 ------ ------ 84.59 34.20 8.36 32.61 300 254 AVERAGE

Mode	16	
	Harmonic	
	U-NII-2C_5.47-5.725_802.11ax HE20_CH100_Full RU_5500MHz	
ANT	6	
Pol.	Horizontal	Vertical
Peak Avg	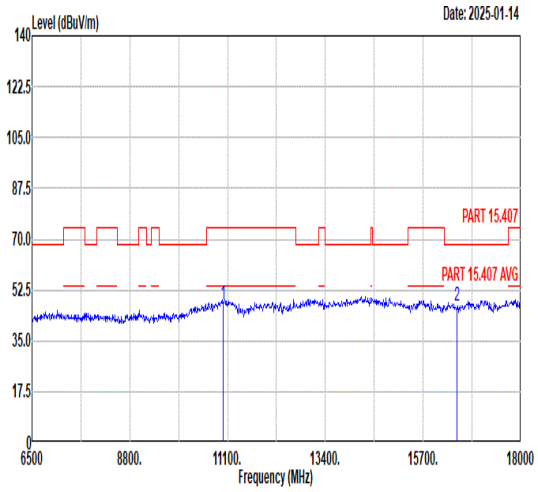 Freq Level Limit Line Margin Read Level Ant Factor Cable Loss Preamp Factor APos TPos Remark MHz dBuV/m dBuV/m dB dBuV dB/m dB dB cm deg 1 11000.00 47.62 74.00 -26.38 61.12 38.49 11.21 63.20 -- -- Peak 2 16500.00 47.00 68.30 -21.30 58.79 40.39 12.91 65.09 -- -- Peak	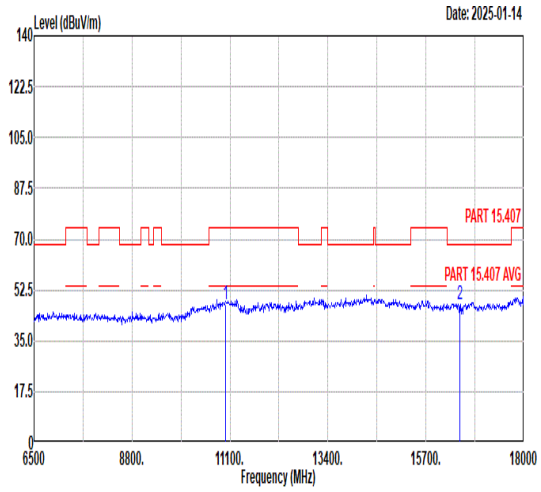 Freq Level Limit Line Margin Read Level Ant Factor Cable Loss Preamp Factor APos TPos Remark MHz dBuV/m dBuV/m dB dBuV dB/m dB dB cm deg 1 11000.00 47.42 74.00 -26.58 60.92 38.49 11.21 63.20 -- -- Peak 2 16500.00 47.34 68.30 -20.96 59.13 40.39 12.91 65.09 -- -- Peak

Mode	17	
	Harmonic	
	U-NII-2C_5.47-5.725_802.11ax HE20_CH116_Full RU_5580MHz	
ANT	6	
Pol.	Horizontal	Vertical
Peak Avg	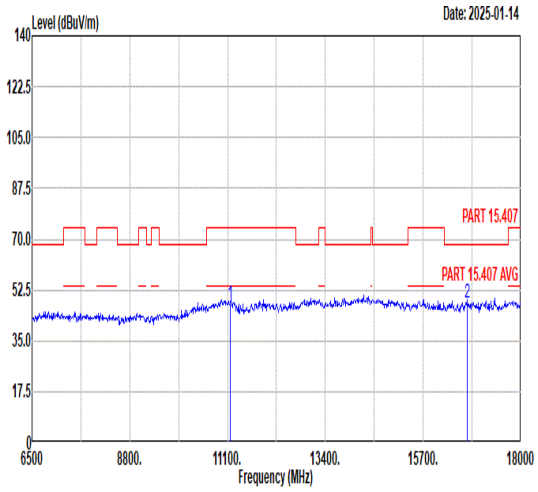 Freq Level Limit Line Margin Read Level Ant Factor Cable Loss Preamp Factor APos TPos Remark MHz dBuV/m dBuV/m dB dBuV dB/m dB dB cm deg 1 11160.00 47.35 74.00 -26.65 61.11 38.05 11.29 63.10 -- -- Peak 2 16740.00 47.87 68.30 -20.43 59.37 40.59 13.01 65.10 -- -- Peak	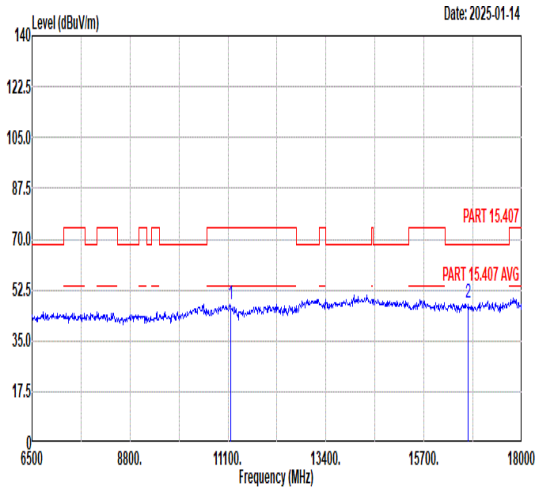 Freq Level Limit Line Margin Read Level Ant Factor Cable Loss Preamp Factor APos TPos Remark MHz dBuV/m dBuV/m dB dBuV dB/m dB dB cm deg 1 11160.00 47.63 74.00 -26.37 61.39 38.05 11.29 63.10 -- -- Peak 2 16740.00 47.97 68.30 -20.33 59.47 40.59 13.01 65.10 -- -- Peak

Mode	18	
	Band Edge	
	U-NII-2C_5.47-5.725_802.11ax HE20_CH140_Full RU_5700MHz	
ANT	6	
Pol.	Horizontal	Fundamental
Peak	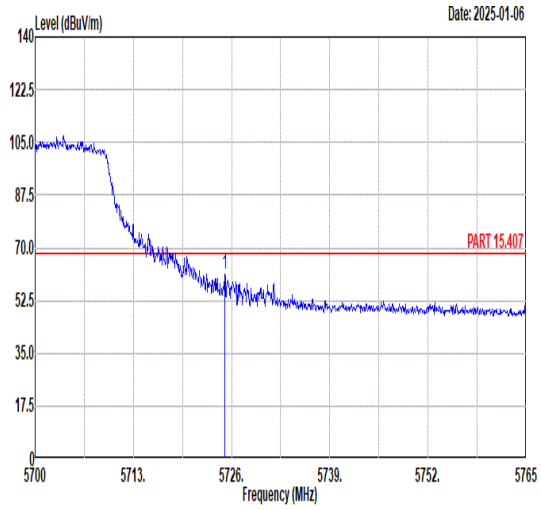 Freq Level Limit Line Margin Read Level Ant Factor Cable Loss Preamp Factor APos TPos Remark MHz dBuV/m dBuV/m dB dBuV dB/m dB dB cm deg 1 5725.09 61.54 68.30 -6.76 51.05 34.60 8.67 32.78 100 298 PEAK	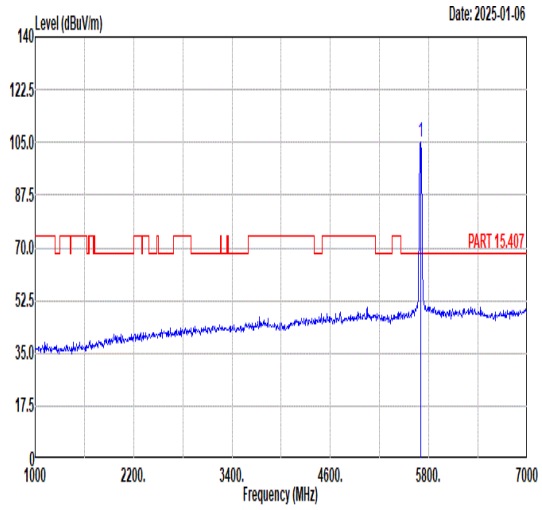 Freq Level Limit Line Margin Read Level Ant Factor Cable Loss Preamp Factor APos TPos Remark MHz dBuV/m dBuV/m dB dBuV dB/m dB dB cm deg 1 5700.00 105.37 ------ ------ 95.01 34.55 8.57 32.76 100 298 PEAK
Avg	Blank	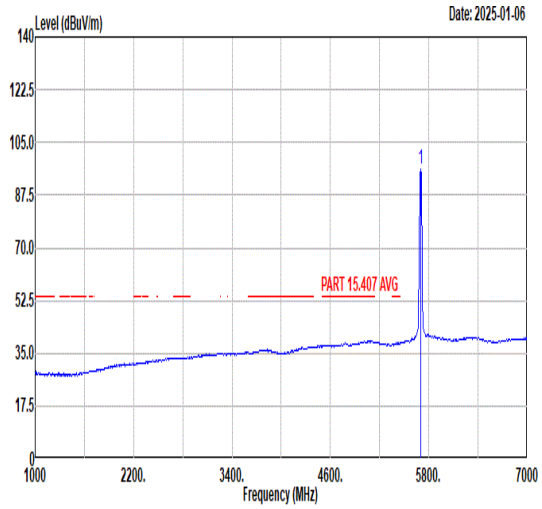 Freq Level Limit Line Margin Read Level Ant Factor Cable Loss Preamp Factor APos TPos Remark MHz dBuV/m dBuV/m dB dBuV dB/m dB dB cm deg 1 5700.00 96.38 ------ ------ 86.02 34.55 8.57 32.76 100 298 AVERAGE

Mode	18	
	Band Edge	
	U-NII-2C_5.47-5.725_802.11ax HE20_CH140_Full RU_5700MHz	
ANT	6	
Pol.	Vertical	Fundamental
Peak	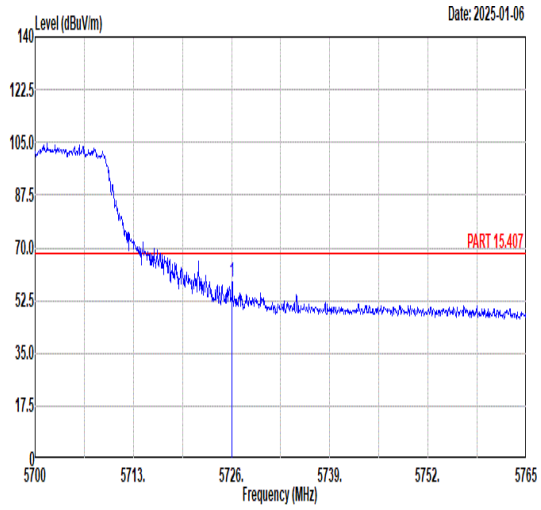 Freq Level Limit Line Margin Read Level Ant Factor Cable Loss Preamp Factor APos TPos Remark MHz dBuV/m dBuV/m dB dBuV dB/m dB dB cm deg 1 5726.07 58.70 68.30 -9.60 48.20 34.60 8.68 32.78 337 246 PEAK	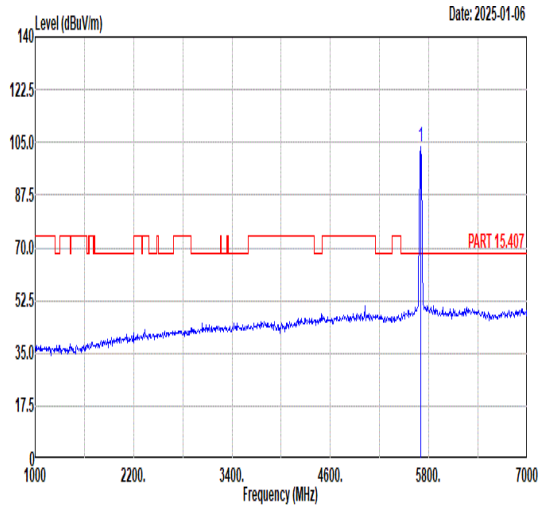 Freq Level Limit Line Margin Read Level Ant Factor Cable Loss Preamp Factor APos TPos Remark MHz dBuV/m dBuV/m dB dBuV dB/m dB dB cm deg 1 5700.00 103.53 ------ ------ 93.17 34.55 8.57 32.76 337 246 PEAK
Avg	Blank	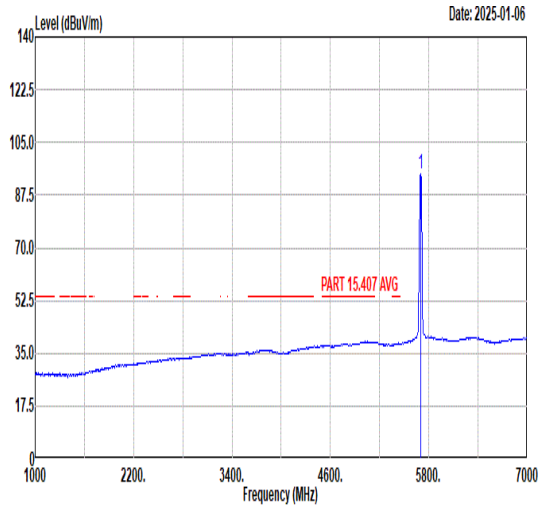 Freq Level Limit Line Margin Read Level Ant Factor Cable Loss Preamp Factor APos TPos Remark MHz dBuV/m dBuV/m dB dBuV dB/m dB dB cm deg 1 5700.00 94.70 ------ ------ 84.34 34.55 8.57 32.76 337 246 AVERAGE

Mode	18	
	Harmonic	
	U-NII-2C_5.47-5.725_802.11ax HE20_CH140_Full RU_5700MHz	
ANT	6	
Pol.	Horizontal	Vertical
Peak Avg	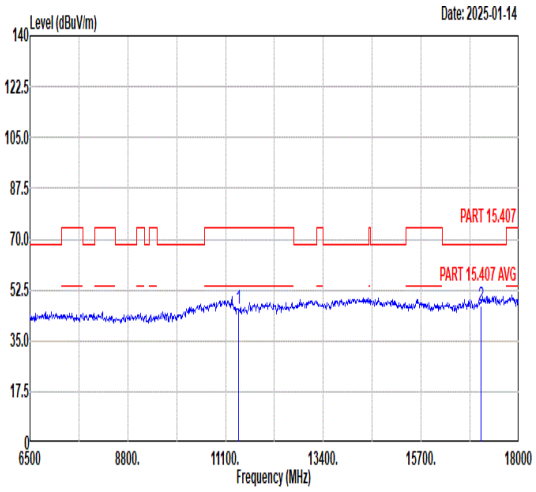 Freq Level Limit Line Margin Read Level Ant Factor Cable Loss Preamp Factor APos TPos Remark MHz dBuV/m dBuV/m dB dBuV dB/m dB dB cm deg 1 11400.00 46.22 74.00 -27.78 60.38 37.39 11.41 62.96 -- -- Peak 2 17100.00 47.10 68.30 -21.20 58.14 41.00 13.14 65.18 -- -- Peak	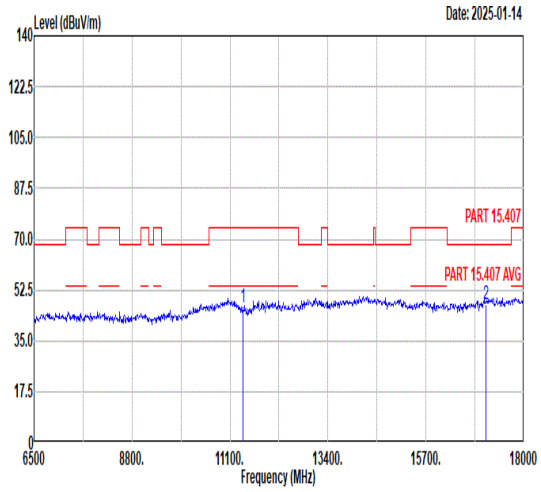 Freq Level Limit Line Margin Read Level Ant Factor Cable Loss Preamp Factor APos TPos Remark MHz dBuV/m dBuV/m dB dBuV dB/m dB dB cm deg 1 11400.00 46.47 74.00 -27.53 60.63 37.39 11.41 62.96 -- -- Peak 2 17100.00 47.68 68.30 -20.62 58.72 41.00 13.14 65.18 -- -- Peak

Mode	19	
	Band Edge - L	
	U-NII-1_5.15-5.25_802.11ax HE40_CH38_Full RU_5190MHz	
ANT	6	
Pol.	Horizontal	Fundamental
Peak	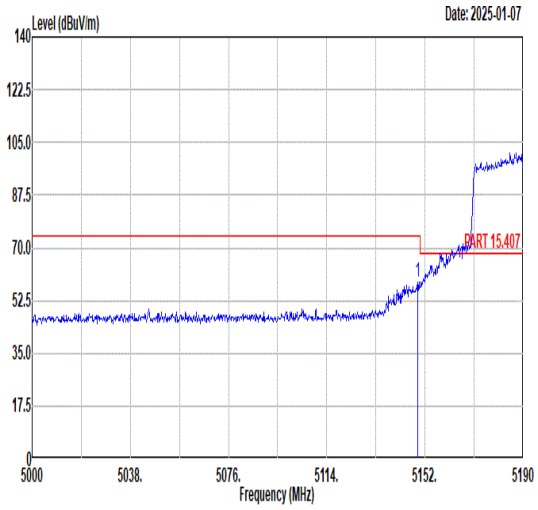 Freq Level Limit Line Margin Read Level Ant Factor Cable Loss Preamp Factor APos TPos Remark MHz dBuV/m dBuV/m dB dBuV dB/m dB dB cm deg 1 5149.15 58.87 74.00 -15.13 49.70 33.99 7.92 32.74 370 325 PEAK	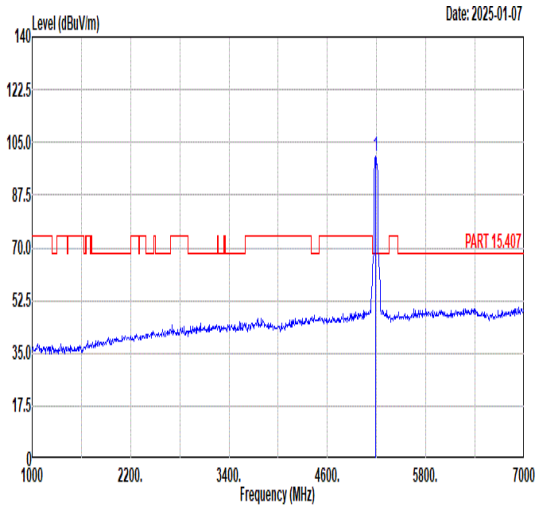 Freq Level Limit Line Margin Read Level Ant Factor Cable Loss Preamp Factor APos TPos Remark MHz dBuV/m dBuV/m dB dBuV dB/m dB dB cm deg 1 5190.00 100.28 ------ ------ 91.05 34.01 7.94 32.72 370 325 PEAK
Avg	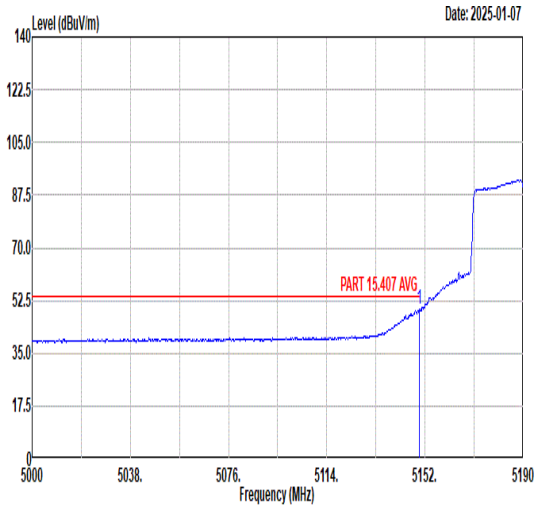 Freq Level Limit Line Margin Read Level Ant Factor Cable Loss Preamp Factor APos TPos Remark MHz dBuV/m dBuV/m dB dBuV dB/m dB dB cm deg 1 5149.72 49.67 54.00 -4.33 40.50 33.99 7.92 32.74 370 325 AVERAGE	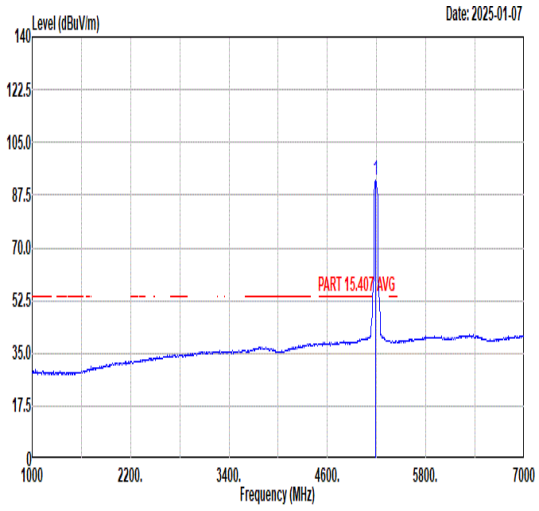 Freq Level Limit Line Margin Read Level Ant Factor Cable Loss Preamp Factor APos TPos Remark MHz dBuV/m dBuV/m dB dBuV dB/m dB dB cm deg 1 5190.00 92.52 ------ ------ 83.29 34.01 7.94 32.72 370 325 AVERAGE

Mode	19	
	Band Edge - R	
	U-NII-1_5.15-5.25_802.11ax HE40_CH38_Full RU_5190MHz	
ANT	6	
Pol.	Horizontal	Fundamental
Peak	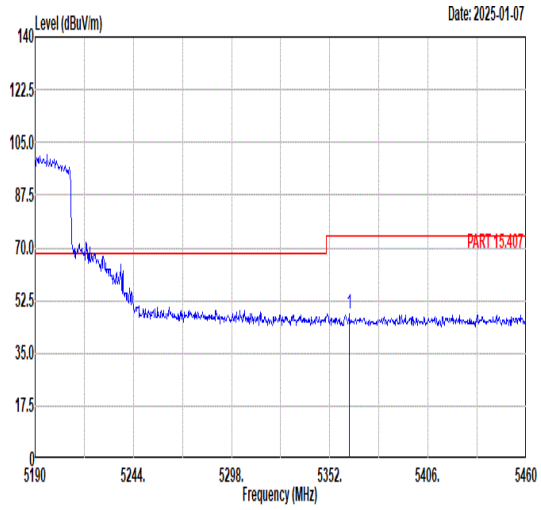 Freq Level Limit Line Margin Read Level Ant Factor Cable Loss Preamp Factor APos TPos Remark MHz dBuV/m dBuV/m dB dBuV dB/m dB dB cm deg 1 5362.80 47.91 74.00 -26.09 38.08 34.12 8.36 32.65 370 325 PEAK	Blank
Avg	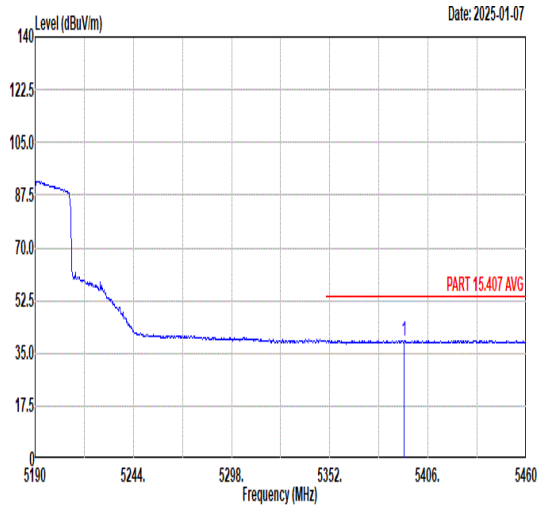 Freq Level Limit Line Margin Read Level Ant Factor Cable Loss Preamp Factor APos TPos Remark MHz dBuV/m dBuV/m dB dBuV dB/m dB dB cm deg 1 5393.04 39.34 54.00 -14.66 29.41 34.13 8.44 32.64 370 325 AVERAGE	Blank

Mode	19	
	Band Edge - L	
	U-NII-1_5.15-5.25_802.11ax HE40_CH38_Full RU_5190MHz	
ANT	6	
Pol.	Vertical	Fundamental
Peak	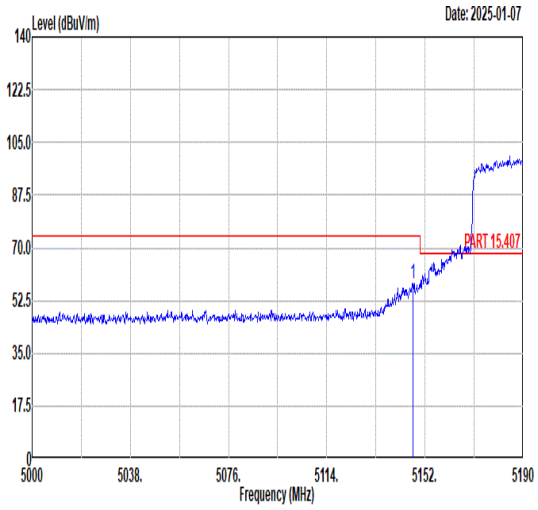 Freq Level Limit Line Margin Read Level Ant Factor Cable Loss Preamp Factor APos TPos Remark MHz dBuV/m dBuV/m dB dBuV dB/m dB dB cm deg 1 5147.25 58.25 74.00 -15.75 49.08 33.99 7.92 32.74 310 247 PEAK	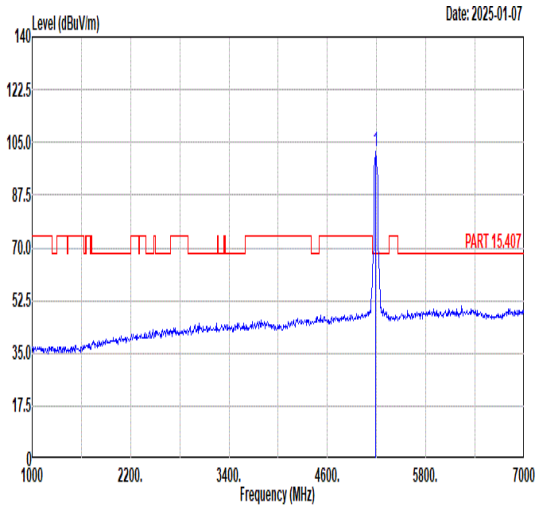 Freq Level Limit Line Margin Read Level Ant Factor Cable Loss Preamp Factor APos TPos Remark MHz dBuV/m dBuV/m dB dBuV dB/m dB dB cm deg 1 5190.00 101.75 ------ ------ 92.52 34.01 7.94 32.72 310 247 PEAK
Avg	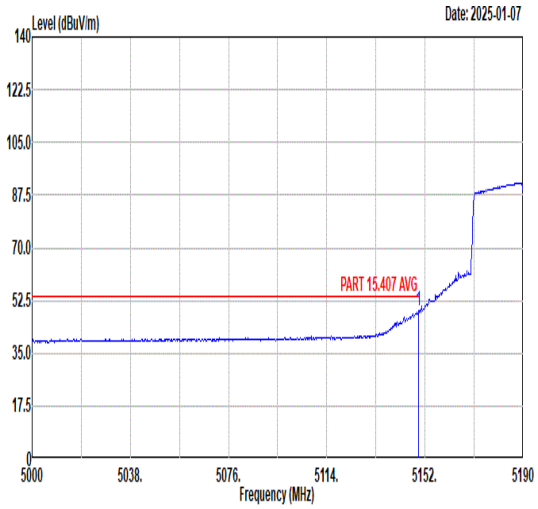 Freq Level Limit Line Margin Read Level Ant Factor Cable Loss Preamp Factor APos TPos Remark MHz dBuV/m dBuV/m dB dBuV dB/m dB dB cm deg 1 5149.53 49.36 54.00 -4.64 40.19 33.99 7.92 32.74 310 247 AVERAGE	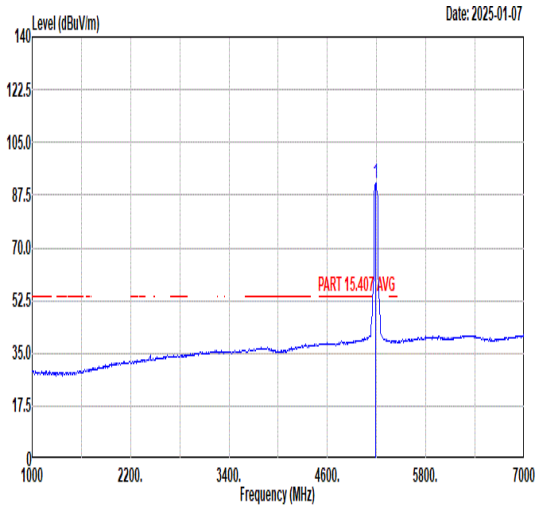 Freq Level Limit Line Margin Read Level Ant Factor Cable Loss Preamp Factor APos TPos Remark MHz dBuV/m dBuV/m dB dBuV dB/m dB dB cm deg 1 5190.00 91.40 ------ ------ 82.17 34.01 7.94 32.72 310 247 AVERAGE

Mode	19	
	Band Edge - R	
	U-NII-1_5.15-5.25_802.11ax HE40_CH38_Full RU_5190MHz	
ANT	6	
Pol.	Vertical	Fundamental
Peak	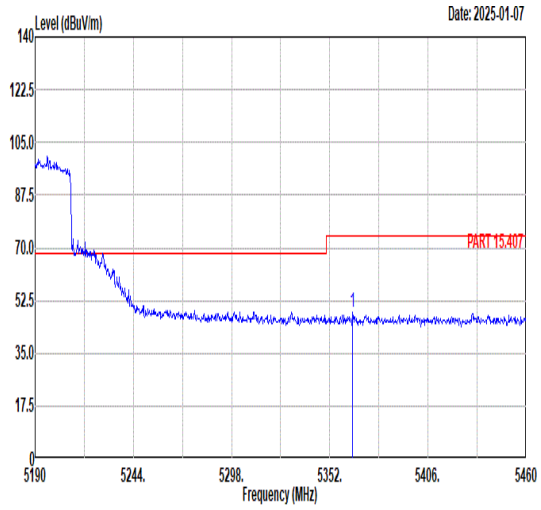 Freq Level Limit Line Margin Read Level Ant Factor Cable Loss Preamp Factor APos TPos Remark MHz dBuV/m dBuV/m dB dBuV dB/m dB dB cm deg 1 5364.69 48.67 74.00 -25.33 38.83 34.12 8.37 32.65 310 247 PEAK	Blank
Avg	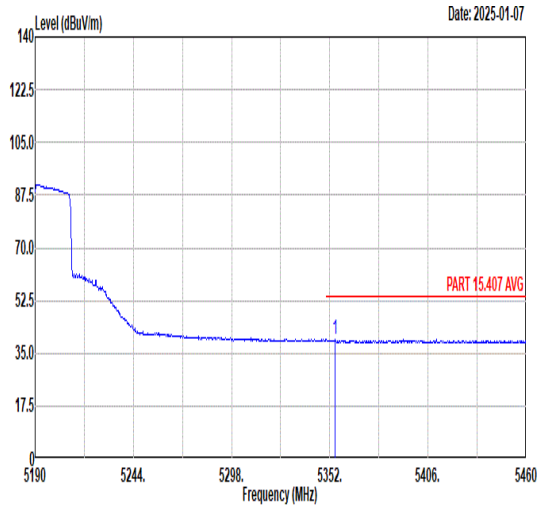 Freq Level Limit Line Margin Read Level Ant Factor Cable Loss Preamp Factor APos TPos Remark MHz dBuV/m dBuV/m dB dBuV dB/m dB dB cm deg 1 5354.97 39.48 54.00 -14.52 29.69 34.11 8.34 32.66 310 247 AVERAGE	Blank

Mode	20	
	Band Edge - L	
	U-NII-1_5.15-5.25_802.11ax HE40_CH46_Full RU_5230MHz	
ANT	6	
Pol.	Horizontal	Fundamental
Peak	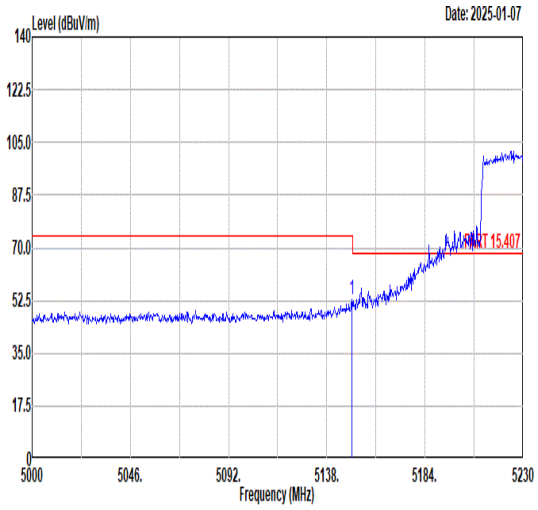 Freq Level Limit Line Margin Read Level Ant Factor Cable Loss Preamp Factor APos TPos Remark MHz dBuV/m dBuV/m dB dBuV dB/m dB dB cm deg 1 5149.73 53.02 74.00 -20.98 43.85 33.99 7.92 32.74 300 18 PEAK	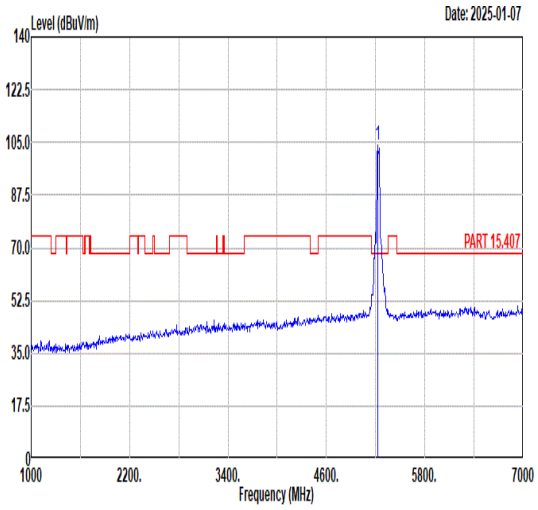 Freq Level Limit Line Margin Read Level Ant Factor Cable Loss Preamp Factor APos TPos Remark MHz dBuV/m dBuV/m dB dBuV dB/m dB dB cm deg 1 5230.00 103.93 ------ ------ 94.62 34.03 7.99 32.71 300 18 PEAK
Avg	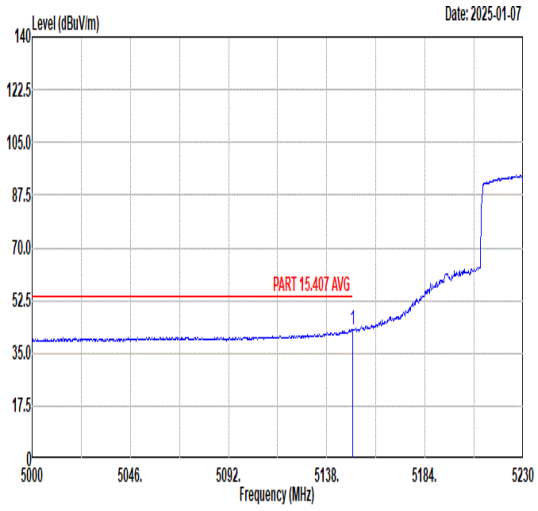 Freq Level Limit Line Margin Read Level Ant Factor Cable Loss Preamp Factor APos TPos Remark MHz dBuV/m dBuV/m dB dBuV dB/m dB dB cm deg 1 5149.96 42.86 54.00 -11.14 33.69 33.99 7.92 32.74 300 18 AVERAGE	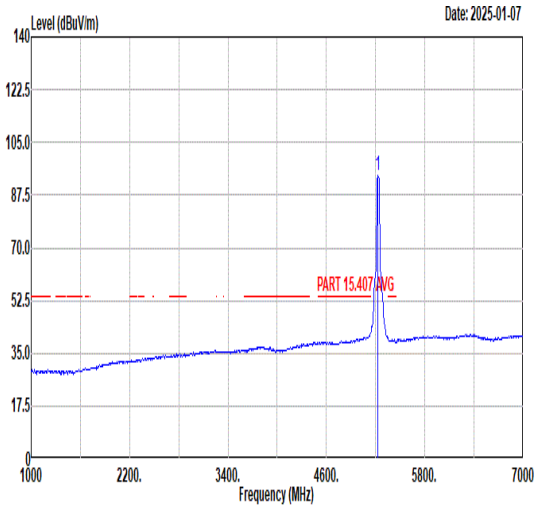 Freq Level Limit Line Margin Read Level Ant Factor Cable Loss Preamp Factor APos TPos Remark MHz dBuV/m dBuV/m dB dBuV dB/m dB dB cm deg 1 5230.00 93.85 ------ ------ 84.51 34.04 8.01 32.71 300 18 AVERAGE

Mode	20	
	Band Edge - R	
	U-NII-1_5.15-5.25_802.11ax HE40_CH46_Full RU_5230MHz	
ANT	6	
Pol.	Horizontal	Fundamental
Peak	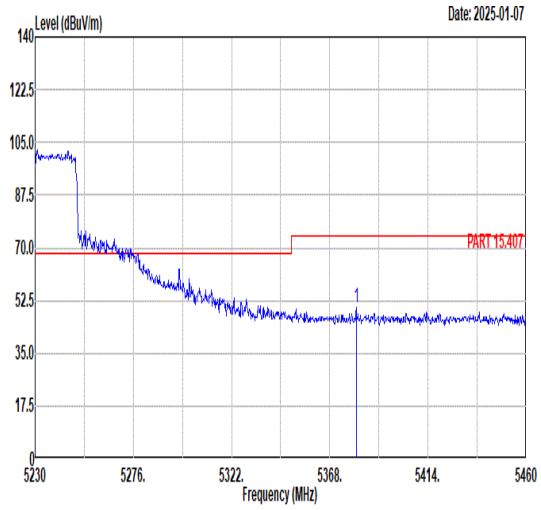 Freq Level Limit Line Margin Read Level Ant Factor Cable Loss Preamp Factor APos TPos Remark MHz dBuV/m dBuV/m dB dBuV dB/m dB dB cm deg 1 5380.42 50.23 74.00 -23.77 40.34 34.13 8.41 32.65 300 18 PEAK	Blank
Avg	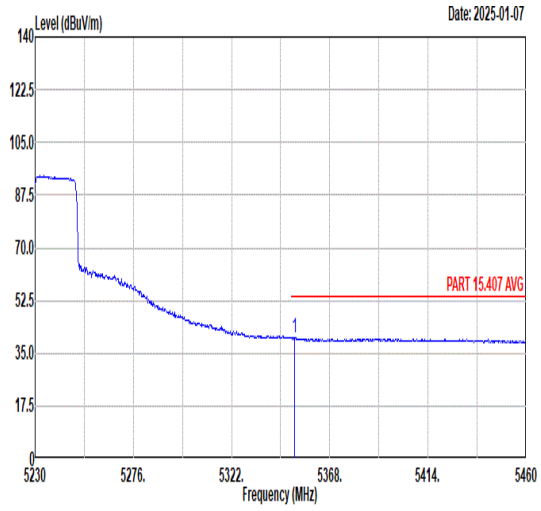 Freq Level Limit Line Margin Read Level Ant Factor Cable Loss Preamp Factor APos TPos Remark MHz dBuV/m dBuV/m dB dBuV dB/m dB dB cm deg 1 5351.67 40.20 54.00 -13.80 30.42 34.11 8.33 32.66 300 18 AVERAGE	Blank

Mode	20	
	Band Edge - L	
	U-NII-1_5.15-5.25_802.11ax HE40_CH46_Full RU_5230MHz	
ANT	6	
Pol.	Vertical	Fundamental
Peak	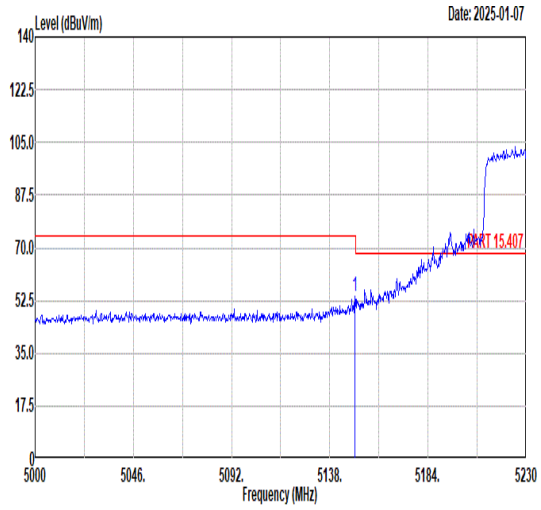 Freq Level Limit Line Margin Read Level Ant Factor Cable Loss Preamp Factor APos TPos Remark MHz dBuV/m dBuV/m dB dBuV dB/m dB dB cm deg 1 5149.73 53.66 74.00 -20.34 44.49 33.99 7.92 32.74 300 245 PEAK	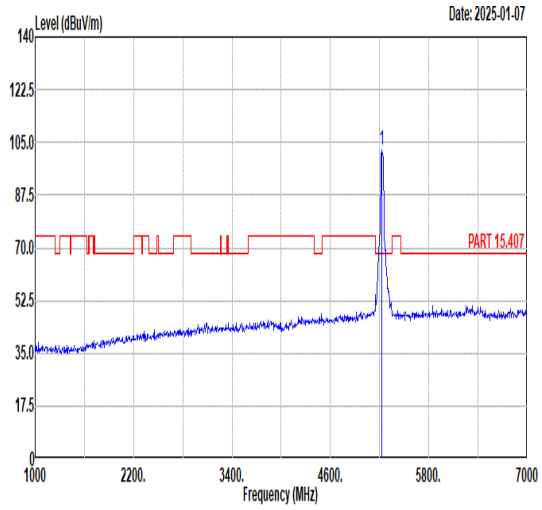 Freq Level Limit Line Margin Read Level Ant Factor Cable Loss Preamp Factor APos TPos Remark MHz dBuV/m dBuV/m dB dBuV dB/m dB dB cm deg 1 5230.00 102.40 ------ ------ 93.09 34.03 7.99 32.71 300 245 PEAK
Avg	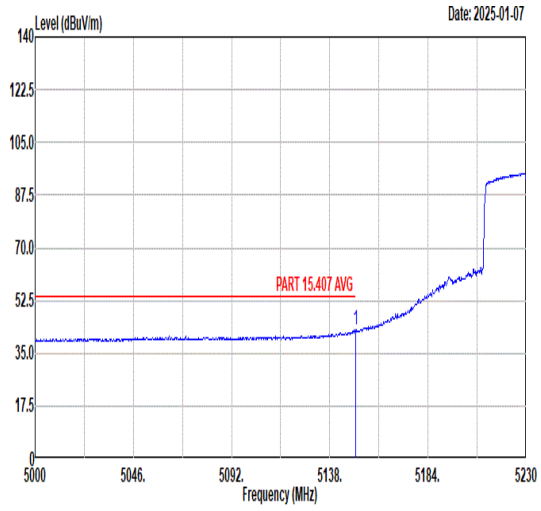 Freq Level Limit Line Margin Read Level Ant Factor Cable Loss Preamp Factor APos TPos Remark MHz dBuV/m dBuV/m dB dBuV dB/m dB dB cm deg 1 5149.96 42.66 54.00 -11.34 33.49 33.99 7.92 32.74 300 245 AVERAGE	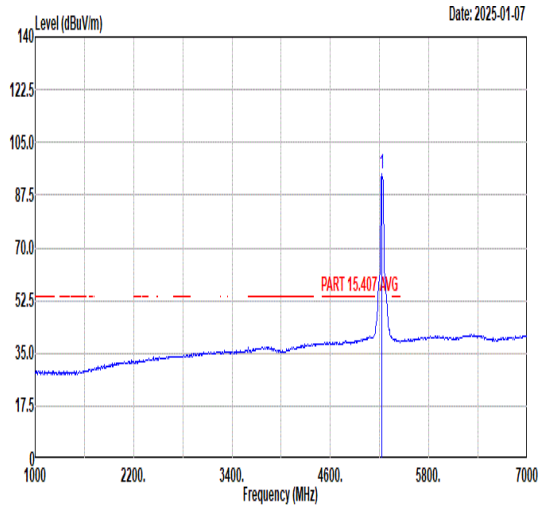 Freq Level Limit Line Margin Read Level Ant Factor Cable Loss Preamp Factor APos TPos Remark MHz dBuV/m dBuV/m dB dBuV dB/m dB dB cm deg 1 5230.00 94.58 ------ ------ 85.24 34.04 8.01 32.71 300 245 AVERAGE

Mode	20	
	Band Edge - R	
	U-NII-1_5.15-5.25_802.11ax HE40_CH46_Full RU_5230MHz	
ANT	6	
Pol.	Vertical	Fundamental
Peak	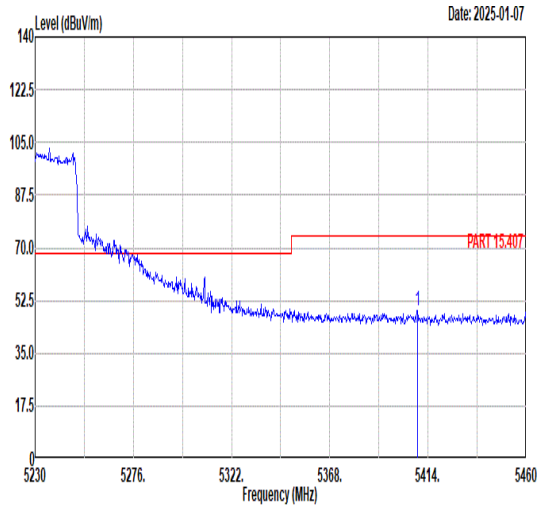 Freq Level Limit Line Margin Read Level Ant Factor Cable Loss Preamp Factor APos TPos Remark MHz dBuV/m dBuV/m dB dBuV dB/m dB dB cm deg 1 5408.94 49.30 74.00 -24.70 39.31 34.14 8.48 32.63 300 245 PEAK	Blank
Avg	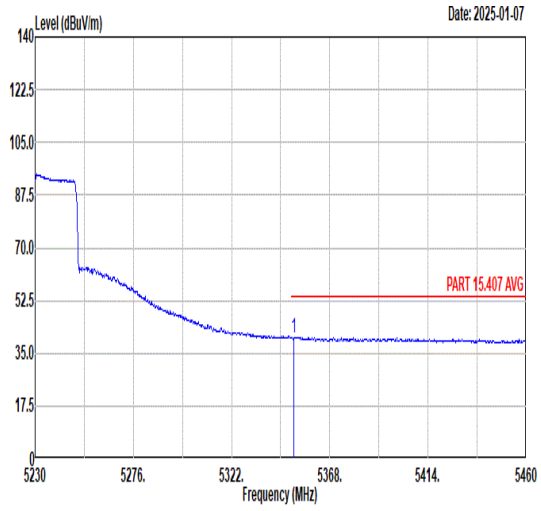 Freq Level Limit Line Margin Read Level Ant Factor Cable Loss Preamp Factor APos TPos Remark MHz dBuV/m dBuV/m dB dBuV dB/m dB dB cm deg 1 5351.21 40.38 54.00 -13.62 30.60 34.11 8.33 32.66 300 245 AVERAGE	Blank

Mode	21	
	Band Edge - L	
	U-NII-2A_5.25-5.35_802.11ax HE40_CH54_Full RU_5270MHz	
ANT	6	
Pol.	Horizontal	Fundamental
Peak	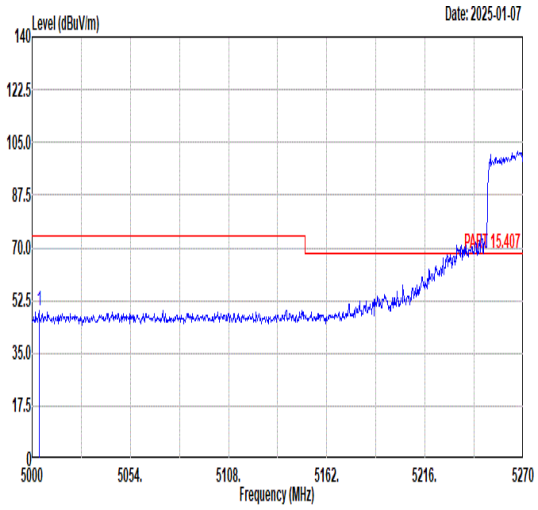 Freq Level Limit Line Margin Read Level Ant Factor Cable Loss Preamp Factor APos TPos Remark 1 5003.78 49.34 74.00 -24.66 40.41 33.91 7.82 32.80 100 48 PEAK	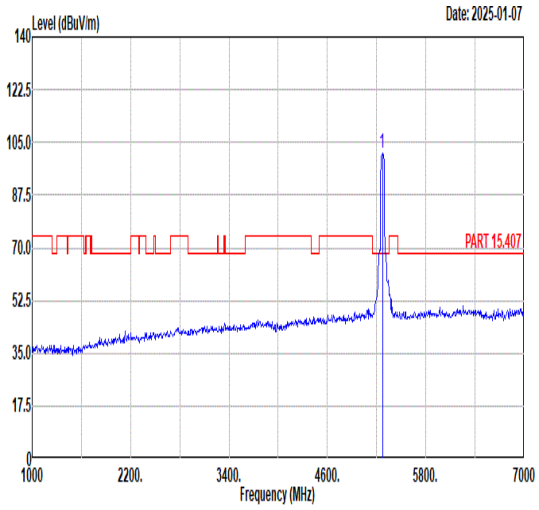 Freq Level Limit Line Margin Read Level Ant Factor Cable Loss Preamp Factor APos TPos Remark 1 5270.00 101.48 ------ ------ 91.99 34.06 8.12 32.69 100 48 PEAK
Avg	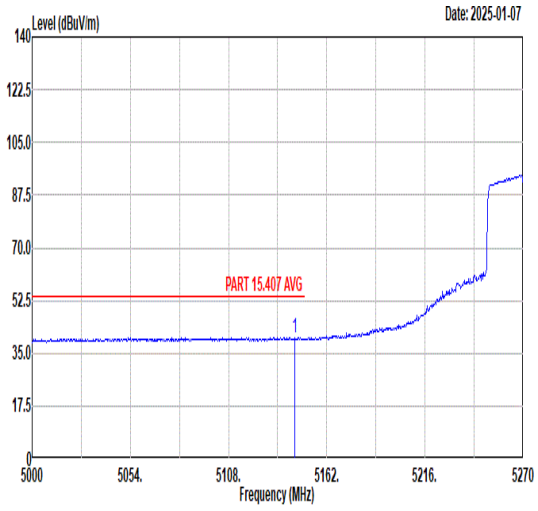 Freq Level Limit Line Margin Read Level Ant Factor Cable Loss Preamp Factor APos TPos Remark 1 5144.18 40.20 54.00 -13.80 31.04 33.99 7.91 32.74 100 48 AVERAGE	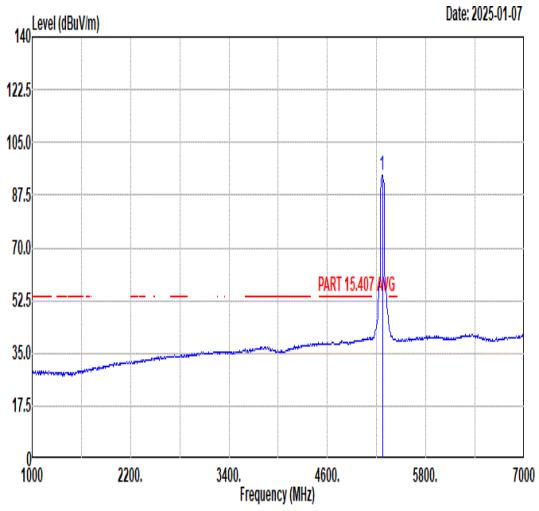 Freq Level Limit Line Margin Read Level Ant Factor Cable Loss Preamp Factor APos TPos Remark 1 5270.00 94.03 ------ ------ 84.56 34.06 8.10 32.69 100 48 AVERAGE

Mode	21	
	Band Edge - R	
	U-NII-2A_5.25-5.35_802.11ax HE40_CH54_Full RU_5270MHz	
ANT	6	
Pol.	Horizontal	Fundamental
Peak	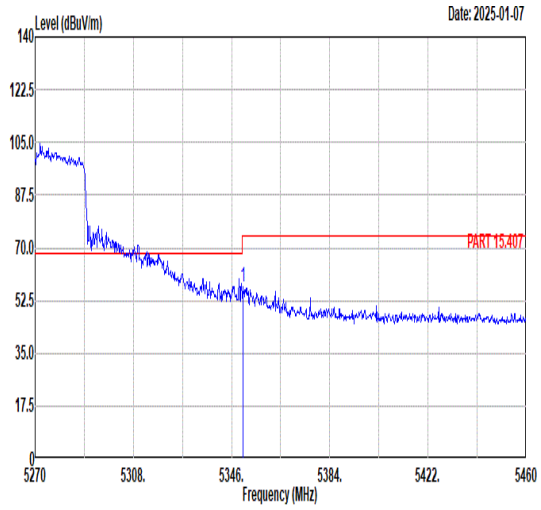 Freq Level Limit Line Margin Read Level Ant Factor Cable Loss Preamp Factor APos TPos Remark MHz dBuV/m dBuV/m dB dBuV dB/m dB dB cm deg 1 5350.37 57.28 74.00 -16.72 47.50 34.11 8.33 32.66 100 48 PEAK	Blank
Avg	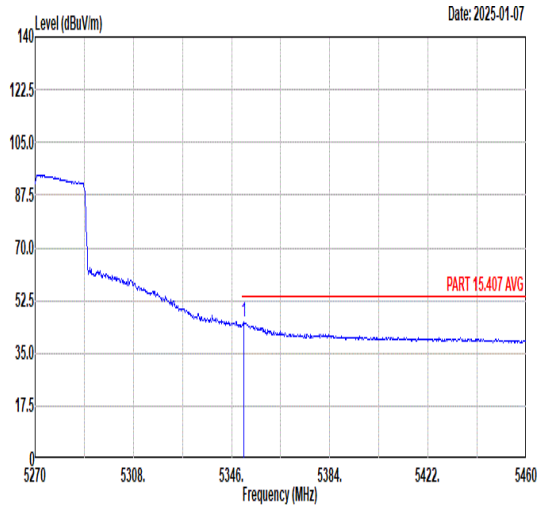 Freq Level Limit Line Margin Read Level Ant Factor Cable Loss Preamp Factor APos TPos Remark MHz dBuV/m dBuV/m dB dBuV dB/m dB dB cm deg 1 5350.75 45.35 54.00 -8.65 35.57 34.11 8.33 32.66 100 48 AVERAGE	Blank

Mode	21	
	Band Edge - L	
	U-NII-2A_5.25-5.35_802.11ax HE40_CH54_Full RU_5270MHz	
ANT	6	
Pol.	Vertical	Fundamental
Peak	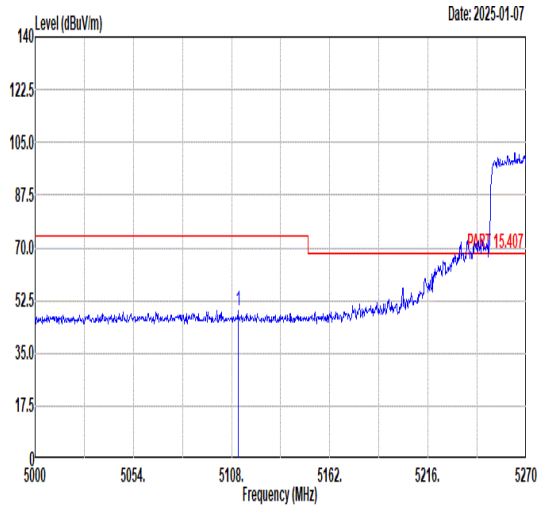 Limit Read Ant Cable Preamp APos TPos Freq Level Line Margin Level Factor Loss Factor Remark MHz dBuV/m dBuV/m dB dBuV dB/m dB dB cm deg 1 5111.51 49.13 74.00 -24.87 40.02 33.97 7.89 32.75 298 259 PEAK	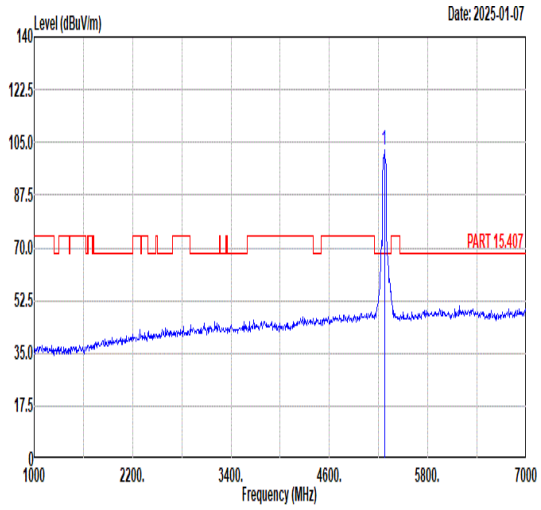 Limit Read Ant Cable Preamp APos TPos Freq Level Line Margin Level Factor Loss Factor Remark MHz dBuV/m dBuV/m dB dBuV dB/m dB dB cm deg 1 5270.00 102.23 ------ ------ 92.74 34.06 8.12 32.69 298 259 PEAK
Avg	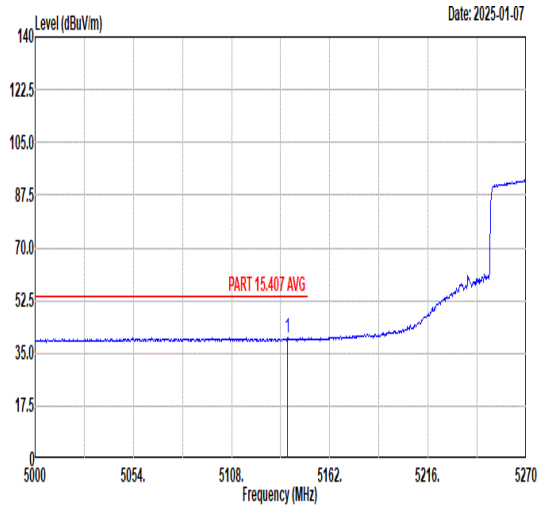 Limit Read Ant Cable Preamp APos TPos Freq Level Line Margin Level Factor Loss Factor Remark MHz dBuV/m dBuV/m dB dBuV dB/m dB dB cm deg 1 5138.51 40.31 54.00 -13.69 31.16 33.98 7.91 32.74 298 259 AVERAGE	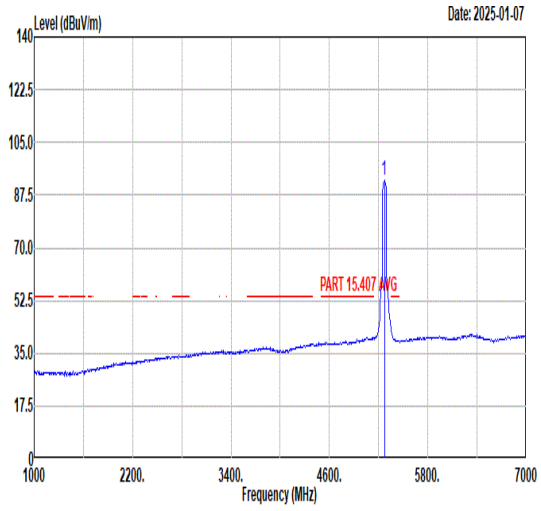 Limit Read Ant Cable Preamp APos TPos Freq Level Line Margin Level Factor Loss Factor Remark MHz dBuV/m dBuV/m dB dBuV dB/m dB dB cm deg 1 5270.00 92.22 ------ ------ 82.73 34.06 8.12 32.69 298 259 AVERAGE

Mode	21	
	Band Edge - R	
	U-NII-2A_5.25-5.35_802.11ax HE40_CH54_Full RU_5270MHz	
ANT	6	
Pol.	Vertical	Fundamental
Peak	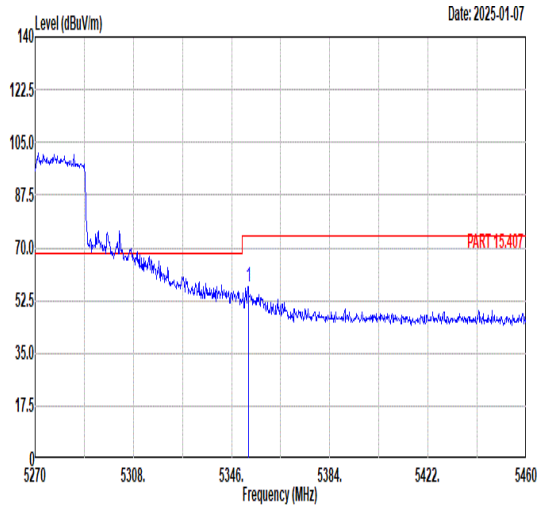 Freq Level Limit Line Margin Read Level Ant Factor Cable Loss Preamp Factor APos TPos Remark MHz dBuV/m dBuV/m dB dBuV dB/m dB dB cm deg 1 5352.46 57.00 74.00 -17.00 47.22 34.11 8.33 32.66 298 259 PEAK	Blank
Avg	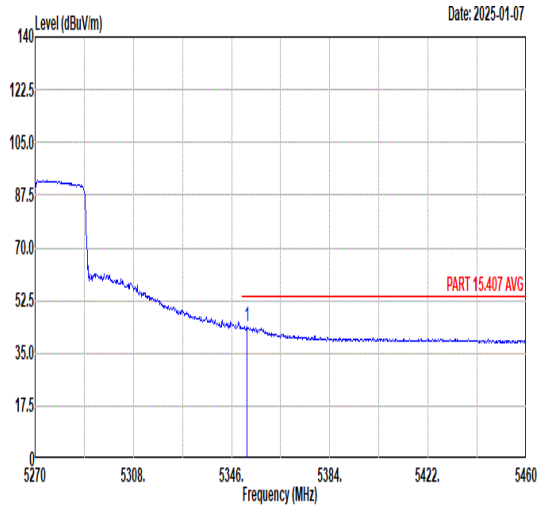 Freq Level Limit Line Margin Read Level Ant Factor Cable Loss Preamp Factor APos TPos Remark MHz dBuV/m dBuV/m dB dBuV dB/m dB dB cm deg 1 5351.89 43.91 54.00 -10.09 34.13 34.11 8.33 32.66 298 259 AVERAGE	Blank

Mode	22	
	Band Edge - L	
	U-NII-2A_5.25-5.35_802.11ax HE40_CH62_Full RU_5310MHz	
ANT	6	
Pol.	Horizontal	Fundamental
Peak	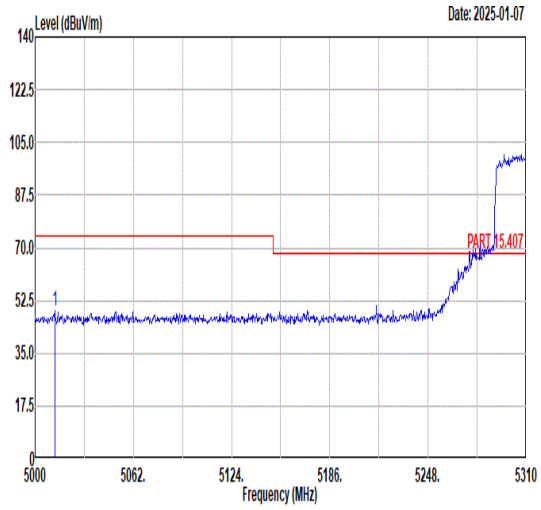 Freq Level Limit Line Margin Read Level Ant Factor Cable Loss Preamp Factor APos TPos Remark MHz dBuV/m dBuV/m dB dBuV dB/m dB dB cm deg 1 5012.40 49.03 74.00 -24.97 40.08 33.91 7.83 32.79 100 41 PEAK	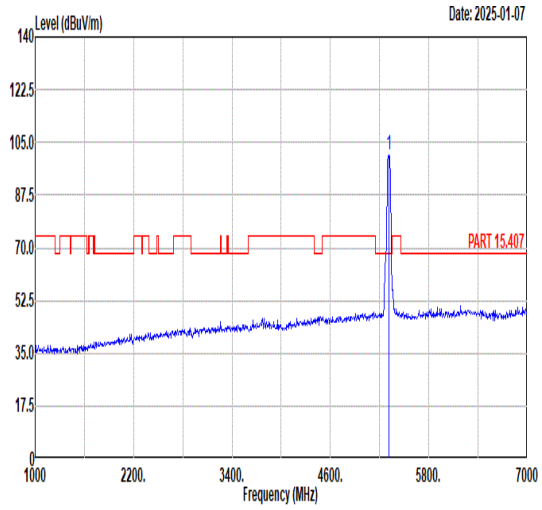 Freq Level Limit Line Margin Read Level Ant Factor Cable Loss Preamp Factor APos TPos Remark MHz dBuV/m dBuV/m dB dBuV dB/m dB dB cm deg 1 5310.00 100.68 ------ ------ 91.03 34.09 8.23 32.67 100 41 PEAK
Avg	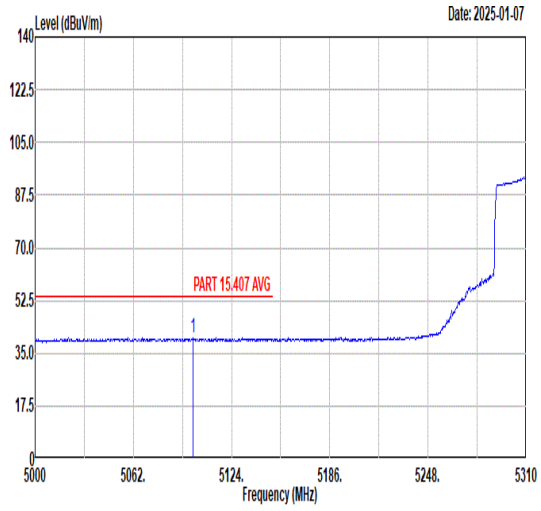 Freq Level Limit Line Margin Read Level Ant Factor Cable Loss Preamp Factor APos TPos Remark MHz dBuV/m dBuV/m dB dBuV dB/m dB dB cm deg 1 5099.51 40.12 54.00 -13.88 31.03 33.96 7.89 32.76 100 41 AVERAGE	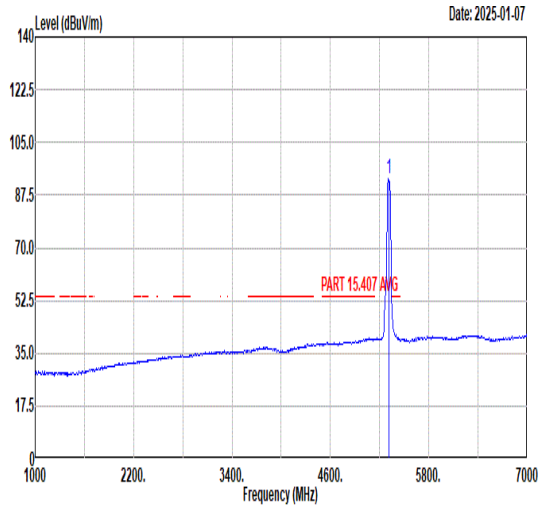 Freq Level Limit Line Margin Read Level Ant Factor Cable Loss Preamp Factor APos TPos Remark MHz dBuV/m dBuV/m dB dBuV dB/m dB dB cm deg 1 5310.00 92.75 ------ ------ 83.12 34.08 8.22 32.67 100 41 AVERAGE

Mode	22	
	Band Edge - R	
	U-NII-2A_5.25-5.35_802.11ax HE40_CH62_Full RU_5310MHz	
ANT	6	
Pol.	Horizontal	Fundamental
Peak	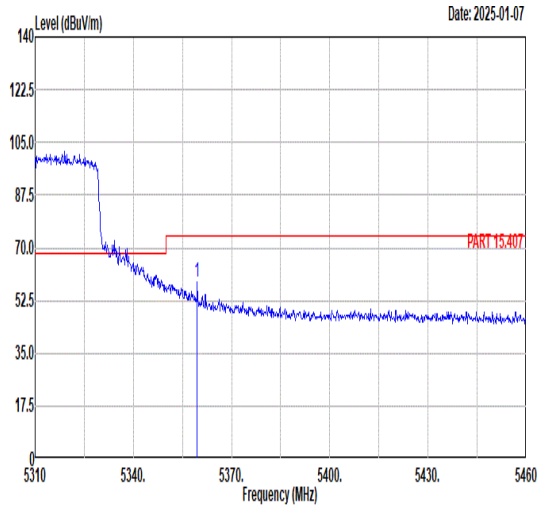 Freq Level Limit Line Margin Read Level Ant Factor Cable Loss Preamp Factor APos TPos Remark MHz dBuV/m dBuV/m dB dBuV dB/m dB dB cm deg 1 5359.50 58.52 74.00 -15.48 48.71 34.11 8.35 32.65 100 41 PEAK	Blank
Avg	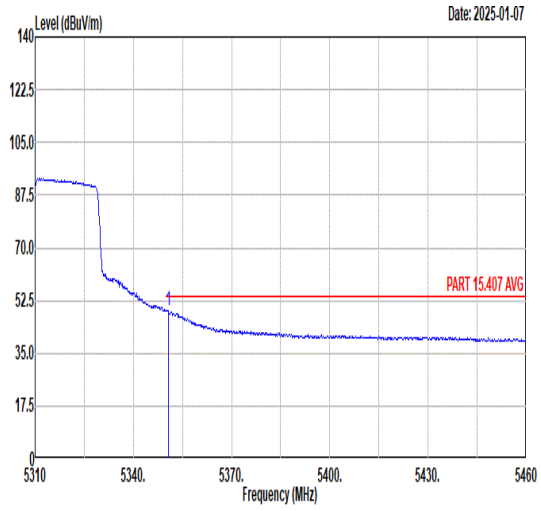 Freq Level Limit Line Margin Read Level Ant Factor Cable Loss Preamp Factor APos TPos Remark MHz dBuV/m dBuV/m dB dBuV dB/m dB dB cm deg 1 5350.80 49.36 54.00 -4.64 39.58 34.11 8.33 32.66 100 41 AVERAGE	Blank

Mode	22	
	Band Edge - L	
	U-NII-2A_5.25-5.35_802.11ax HE40_CH62_Full RU_5310MHz	
ANT	6	
Pol.	Vertical	Fundamental
Peak	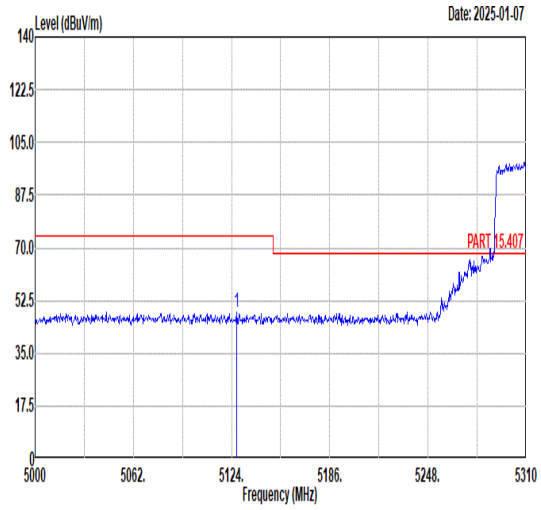 Limit Read Ant Cable Preamp APos TPos Freq Level Line Margin Level Factor Loss Factor Remark MHz dBuV/m dBuV/m dB dBuV dB/m dB dB cm deg 1 5127.10 48.87 74.00 -25.13 39.74 33.98 7.90 32.75 305 255 PEAK	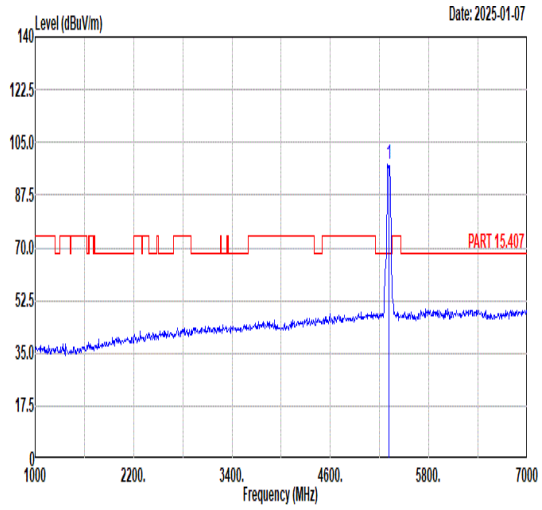 Limit Read Ant Cable Preamp APos TPos Freq Level Line Margin Level Factor Loss Factor Remark MHz dBuV/m dBuV/m dB dBuV dB/m dB dB cm deg 1 5310.00 97.97 ------ ------ 88.39 34.08 8.18 32.68 305 255 PEAK
Avg	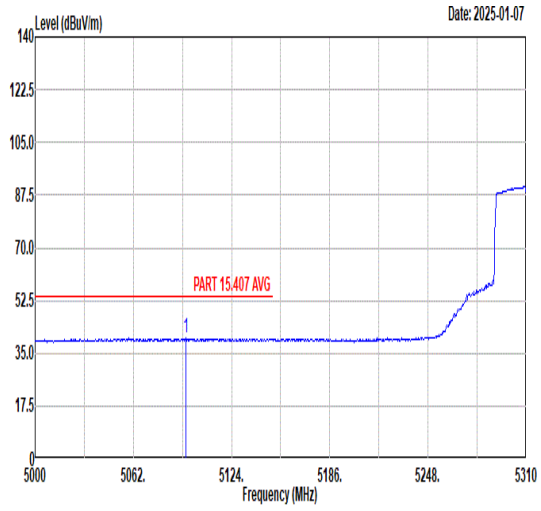 Limit Read Ant Cable Preamp APos TPos Freq Level Line Margin Level Factor Loss Factor Remark MHz dBuV/m dBuV/m dB dBuV dB/m dB dB cm deg 1 5095.17 40.05 54.00 -13.95 30.97 33.96 7.88 32.76 305 255 AVERAGE	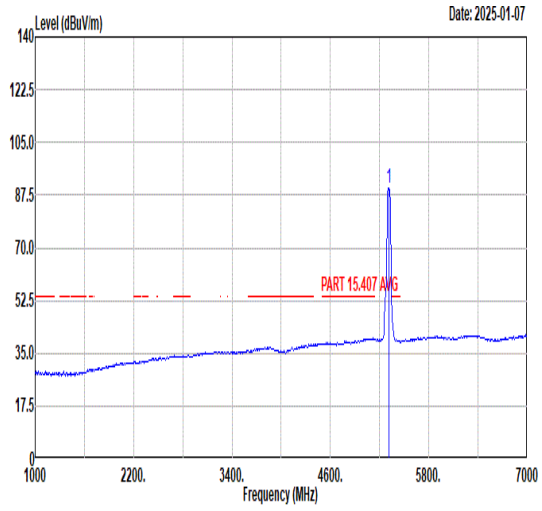 Limit Read Ant Cable Preamp APos TPos Freq Level Line Margin Level Factor Loss Factor Remark MHz dBuV/m dBuV/m dB dBuV dB/m dB dB cm deg 1 5310.00 89.93 ------ ------ 80.28 34.09 8.23 32.67 305 255 AVERAGE

Mode	22	
	Band Edge - R	
	U-NII-2A_5.25-5.35_802.11ax HE40_CH62_Full RU_5310MHz	
ANT	6	
Pol.	Vertical	Fundamental
Peak	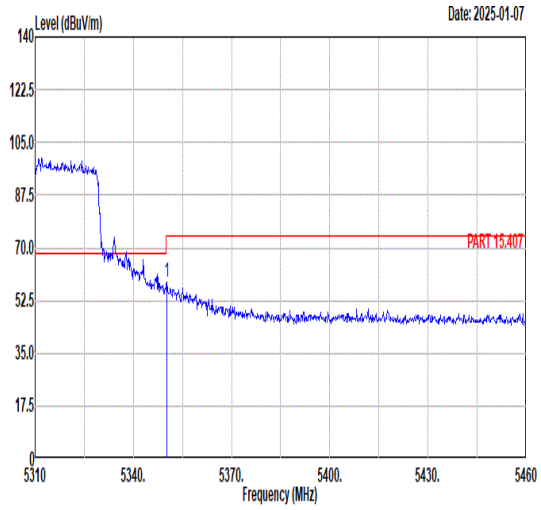 Freq Level Limit Line Margin Read Level Ant Factor Cable Loss Preamp Factor APos TPos Remark MHz dBuV/m dBuV/m dB dBuV dB/m dB dB cm deg 1 5350.20 58.53 74.00 -15.47 48.75 34.11 8.33 32.66 305 255 PEAK	Blank
Avg	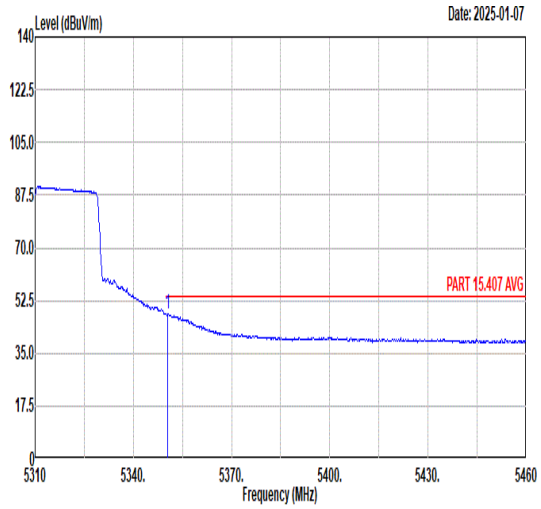 Freq Level Limit Line Margin Read Level Ant Factor Cable Loss Preamp Factor APos TPos Remark MHz dBuV/m dBuV/m dB dBuV dB/m dB dB cm deg 1 5350.50 48.09 54.00 -5.91 38.31 34.11 8.33 32.66 305 255 AVERAGE	Blank

Mode	23	
	Band Edge - L	
	U-NII-2C_5.47-5.725_802.11ax HE40_CH102_Full RU_5510MHz	
ANT	6	
Pol.	Horizontal	Fundamental
Peak	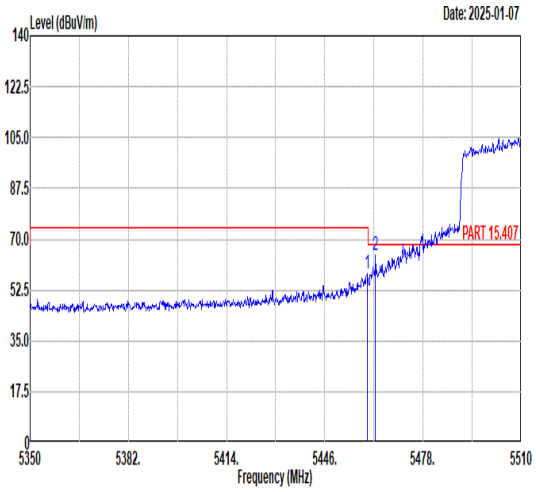 Freq Level Limit Line Margin Read Level Ant Factor Cable Loss Preamp Factor APos TPos Remark MHz dBuV/m dBuV/m dB dBuV dB/m dB dB cm deg 1 5459.76 58.20 74.00 -15.80 48.23 34.17 8.41 32.61 100 56 PEAK 2 5462.48 64.39 68.30 -3.91 54.42 34.17 8.41 32.61 100 56 PEAK	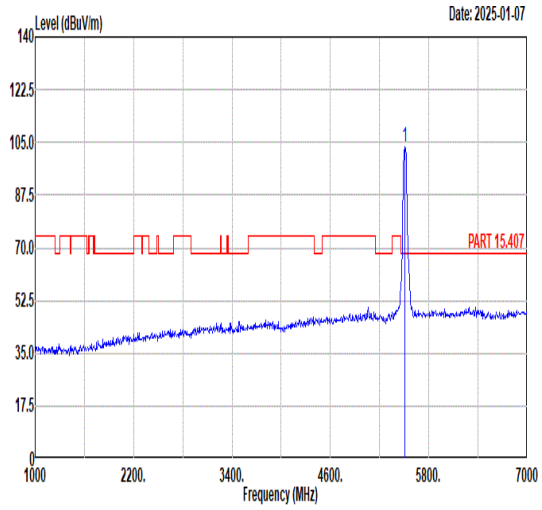 Freq Level Limit Line Margin Read Level Ant Factor Cable Loss Preamp Factor APos TPos Remark MHz dBuV/m dBuV/m dB dBuV dB/m dB dB cm deg 1 5510.00 103.32 ------ ------ 93.38 34.20 8.35 32.61 100 56 PEAK
Avg	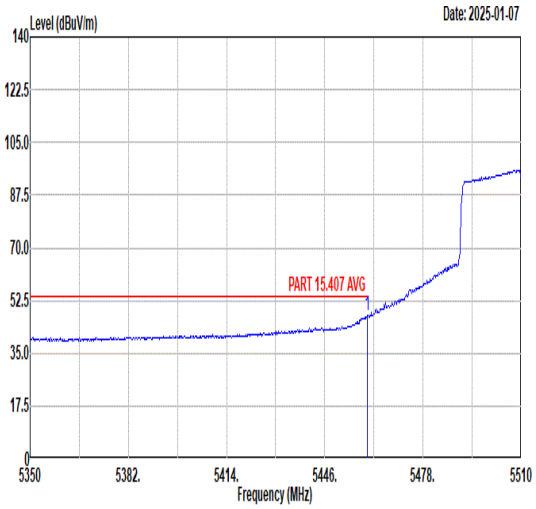 Freq Level Limit Line Margin Read Level Ant Factor Cable Loss Preamp Factor APos TPos Remark MHz dBuV/m dBuV/m dB dBuV dB/m dB dB cm deg 1 5459.92 47.68 54.00 -6.32 37.71 34.17 8.41 32.61 100 56 AVERAGE	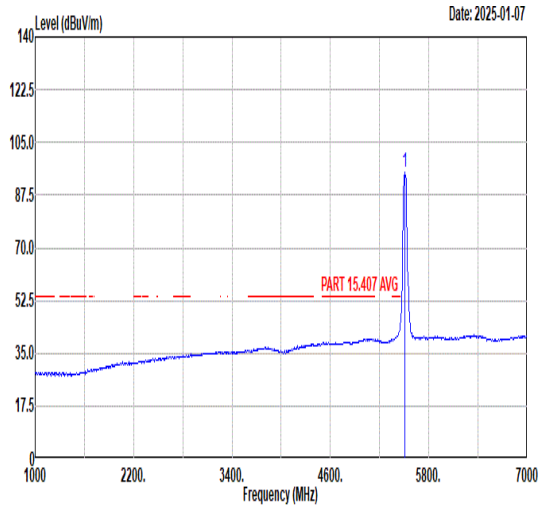 Freq Level Limit Line Margin Read Level Ant Factor Cable Loss Preamp Factor APos TPos Remark MHz dBuV/m dBuV/m dB dBuV dB/m dB dB cm deg 1 5510.00 95.07 ------ ------ 85.13 34.20 8.35 32.61 100 56 AVERAGE

Mode	23	
	Band Edge - R	
	U-NII-2C_5.47-5.725_802.11ax HE40_CH102_Full RU_5510MHz	
ANT	6	
Pol.	Horizontal	Fundamental
Peak	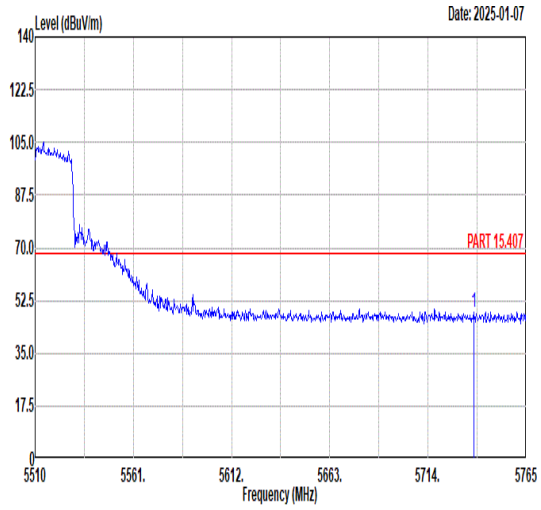 Freq Level Limit Line Margin Read Level Ant Factor Cable Loss Preamp Factor APos TPos Remark MHz dBuV/m dBuV/m dB dBuV dB/m dB dB cm deg 1 5737.72 48.68 68.30 -19.62 38.13 34.62 8.72 32.79 100 56 PEAK	Blank

Mode	23	
	Band Edge - L	
	U-NII-2C_5.47-5.725_802.11ax HE40_CH102_Full RU_5510MHz	
ANT	6	
Pol.	Vertical	Fundamental
Peak	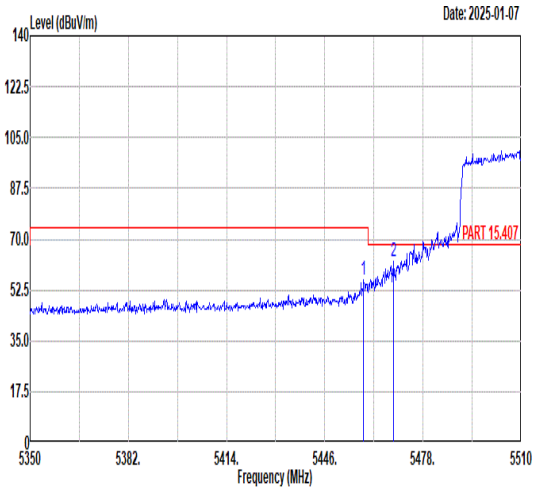 Freq Level Limit Line Margin Read Level Ant Factor Cable Loss Preamp Factor APos TPos Remark MHz dBuV/m dBuV/m dB dBuV dB/m dB dB cm deg 1 5458.64 55.82 74.00 -18.18 45.85 34.17 8.41 32.61 313 261 PEAK 2 5468.40 62.12 68.30 -6.18 52.15 34.18 8.40 32.61 313 261 PEAK	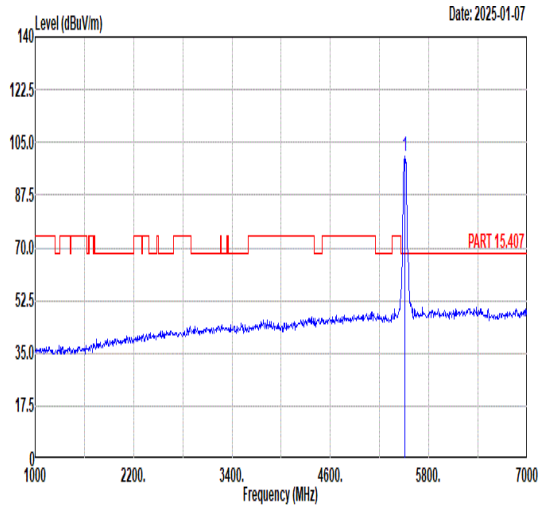 Freq Level Limit Line Margin Read Level Ant Factor Cable Loss Preamp Factor APos TPos Remark MHz dBuV/m dBuV/m dB dBuV dB/m dB dB cm deg 1 5510.00 100.27 ------ ------ 90.34 34.21 8.34 32.62 313 261 PEAK
Avg	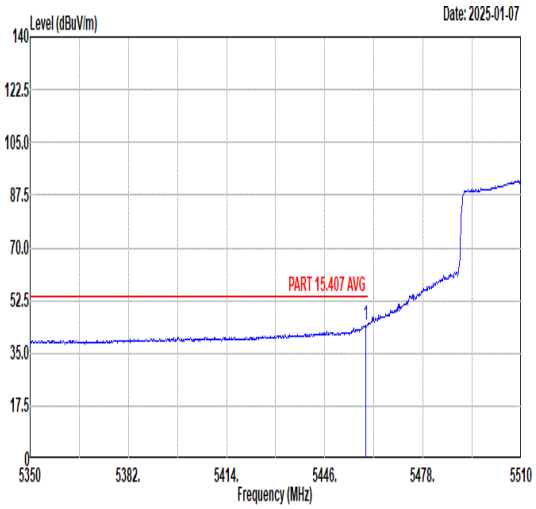 Freq Level Limit Line Margin Read Level Ant Factor Cable Loss Preamp Factor APos TPos Remark MHz dBuV/m dBuV/m dB dBuV dB/m dB dB cm deg 1 5459.28 44.21 54.00 -9.79 34.24 34.17 8.41 32.61 313 261 AVERAGE	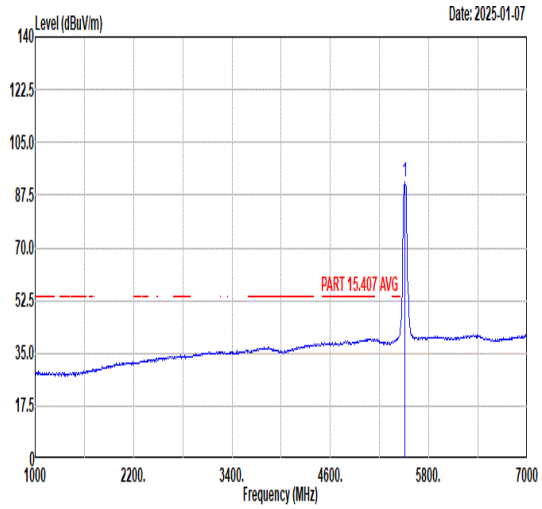 Freq Level Limit Line Margin Read Level Ant Factor Cable Loss Preamp Factor APos TPos Remark MHz dBuV/m dBuV/m dB dBuV dB/m dB dB cm deg 1 5510.00 91.82 ------ ------ 81.89 34.21 8.34 32.62 313 261 AVERAGE

Mode	23	
	Band Edge - R	
	U-NII-2C_5.47-5.725_802.11ax HE40_CH102_Full RU_5510MHz	
ANT	6	
Pol.	Vertical	Fundamental
Peak	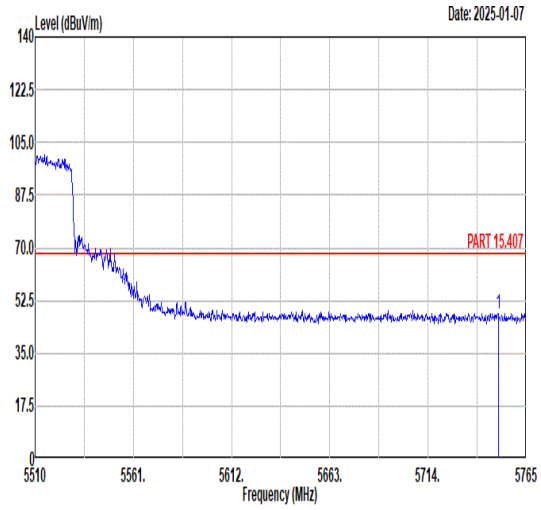 Freq Level Limit Line Margin Read Level Ant Factor Cable Loss Preamp Factor APos TPos Remark MHz dBuV/m dBuV/m dB dBuV dB/m dB dB cm deg 1 5750.47 48.21 68.30 -20.09 37.59 34.65 8.77 32.80 313 261 PEAK	Blank

Mode	24	
	Band Edge - L	
	U-NII-2C_5.47-5.725_802.11ax HE40_CH134_Full RU_5670MHz	
ANT	6	
Pol.	Horizontal	Fundamental
Peak	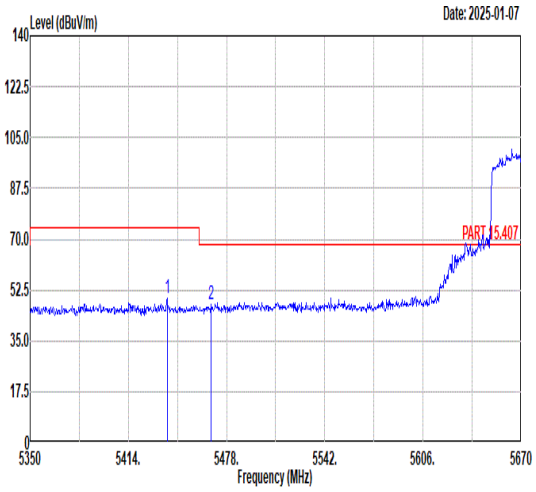 Freq Level Limit Line Margin Read Level Ant Factor Cable Loss Preamp Factor APos TPos Remark MHz dBuV/m dBuV/m dB dBuV dB/m dB dB cm deg 1 5439.28 49.43 74.00 -24.57 39.45 34.16 8.44 32.62 100 302 PEAK 2 5467.76 47.81 68.30 -20.49 37.84 34.18 8.40 32.61 100 302 PEAK	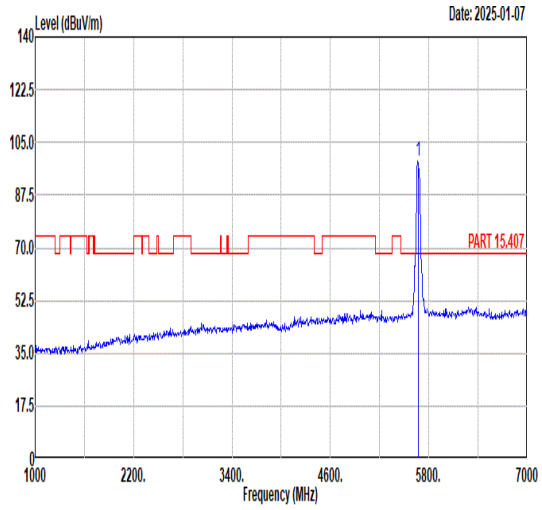 Freq Level Limit Line Margin Read Level Ant Factor Cable Loss Preamp Factor APos TPos Remark MHz dBuV/m dBuV/m dB dBuV dB/m dB dB cm deg 1 5670.00 98.63 ------ ------ 88.43 34.49 8.44 32.73 100 302 PEAK
Avg	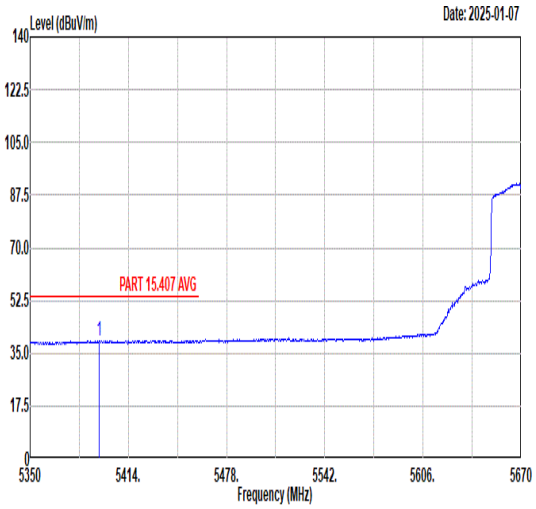 Freq Level Limit Line Margin Read Level Ant Factor Cable Loss Preamp Factor APos TPos Remark MHz dBuV/m dBuV/m dB dBuV dB/m dB dB cm deg 1 5395.12 39.35 54.00 -14.65 29.40 34.14 8.45 32.64 100 302 AVERAGE	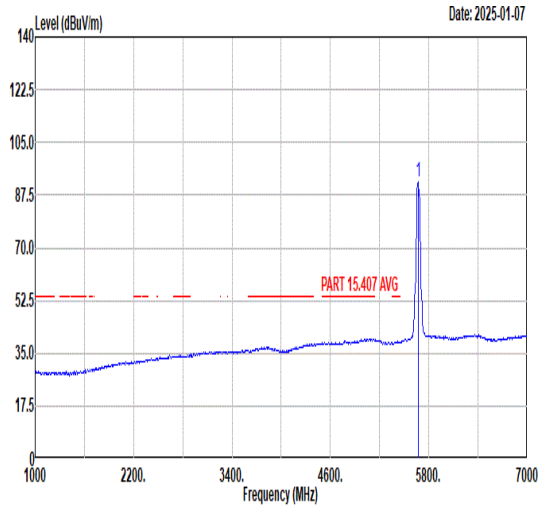 Freq Level Limit Line Margin Read Level Ant Factor Cable Loss Preamp Factor APos TPos Remark MHz dBuV/m dBuV/m dB dBuV dB/m dB dB cm deg 1 5670.00 91.74 ------ ------ 81.52 34.50 8.46 32.74 100 302 AVERAGE

Mode	24	
	Band Edge - R	
	U-NII-2C_5.47-5.725_802.11ax HE40_CH134_Full RU_5670MHz	
ANT	6	
Pol.	Horizontal	Fundamental
Peak	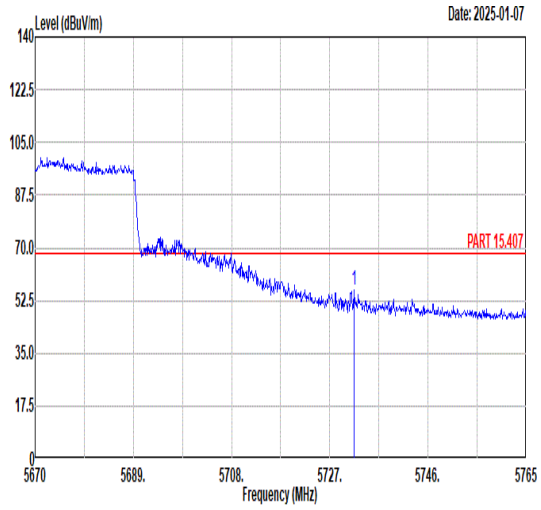 Freq Level Limit Line Margin Read Level Ant Factor Cable Loss Preamp Factor APos TPos Remark MHz dBuV/m dBuV/m dB dBuV dB/m dB dB cm deg 1 5731.75 56.05 68.30 -12.25 45.52 34.61 8.70 32.78 100 302 PEAK	Blank

Mode	24	
	Band Edge – L	
	U-NII-2C_5.47-5.725_802.11ax HE40_CH134_Full RU_5670MHz	
ANT	6	
Pol.	Vertical	Fundamental
Peak	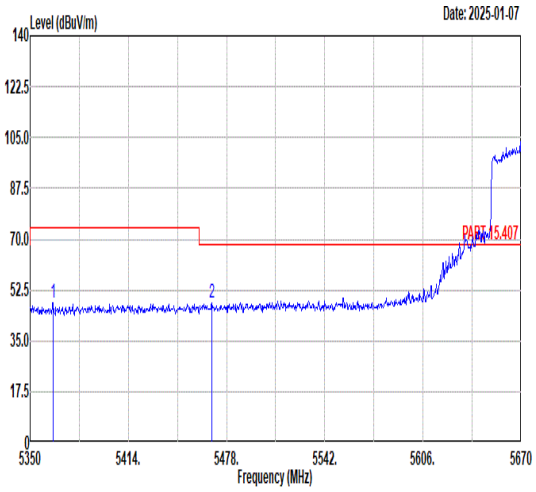 Freq Level Limit Line Margin Read Level Ant Factor Cable Loss Preamp Factor APos TPos Remark MHz dBuV/m dBuV/m dB dBuV dB/m dB dB cm deg 1 5365.04 48.14 74.00 -25.86 38.30 34.12 8.37 32.65 299 247 PEAK 2 5468.40 48.24 68.30 -20.06 38.27 34.18 8.40 32.61 299 247 PEAK	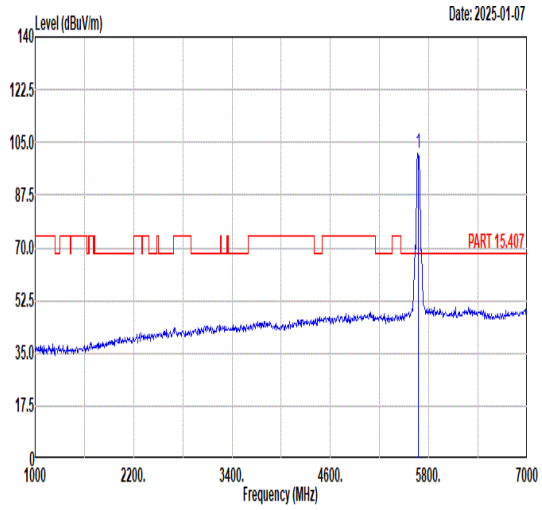 Freq Level Limit Line Margin Read Level Ant Factor Cable Loss Preamp Factor APos TPos Remark MHz dBuV/m dBuV/m dB dBuV dB/m dB dB cm deg 1 5670.00 101.46 ------ ------ 91.26 34.49 8.44 32.73 299 247 PEAK
Avg	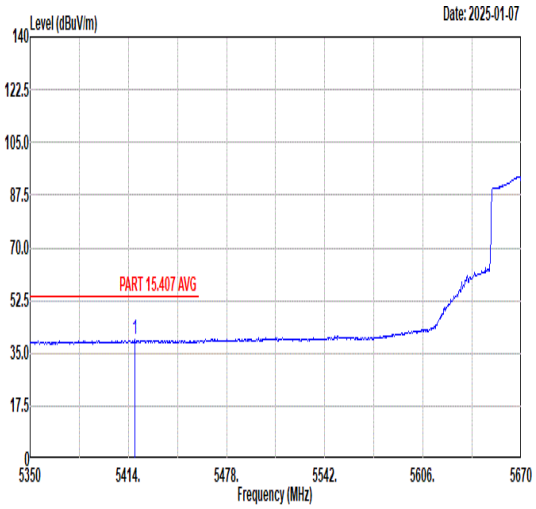 Freq Level Limit Line Margin Read Level Ant Factor Cable Loss Preamp Factor APos TPos Remark MHz dBuV/m dBuV/m dB dBuV dB/m dB dB cm deg 1 5418.16 39.77 54.00 -14.23 29.78 34.15 8.47 32.63 299 247 AVERAGE	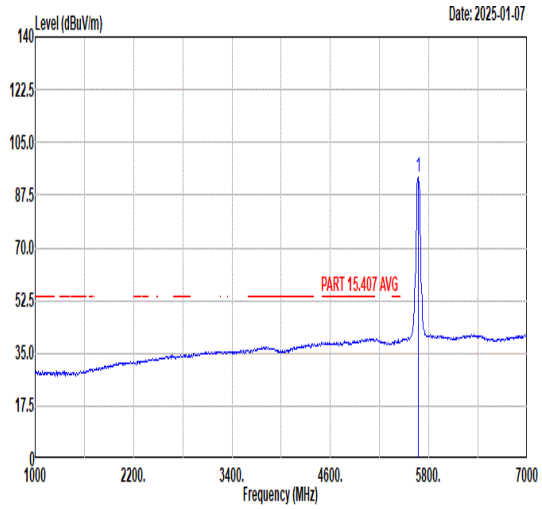 Freq Level Limit Line Margin Read Level Ant Factor Cable Loss Preamp Factor APos TPos Remark MHz dBuV/m dBuV/m dB dBuV dB/m dB dB cm deg 1 5670.00 93.52 ------ ------ 83.30 34.50 8.46 32.74 299 247 AVERAGE

Mode	24	
	Band Edge – R	
	U-NII-2C_5.47-5.725_802.11ax HE40_CH134_Full RU_5670MHz	
ANT	6	
Pol.	Vertical	Fundamental
Peak	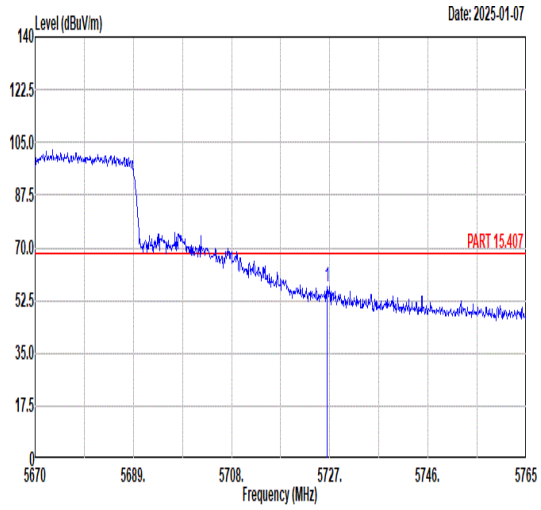 Freq Level Limit Line Margin Read Level Ant Factor Cable Loss Preamp Factor APos TPos Remark MHz dBuV/m dBuV/m dB dBuV dB/m dB dB cm deg 1 5726.43 57.10 68.30 -11.20 46.60 34.60 8.68 32.78 299 247 PEAK	Blank

Mode	25	
	Band Edge – L	
	U-NII-1_5.15-5.25_802.11ax HE80_CH42_Full RU_5210MHz	
ANT	6	
Pol.	Horizontal	Fundamental
Peak	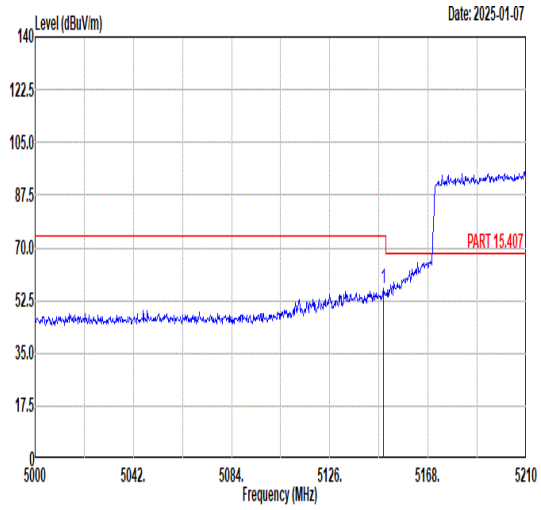 Freq Level Limit Line Margin Read Level Ant Factor Cable Loss Preamp Factor APos TPos Remark MHz dBuV/m dBuV/m dB dBuV dB/m dB dB cm deg 1 5149.10 56.53 74.00 -17.47 47.36 33.99 7.92 32.74 229 0 PEAK	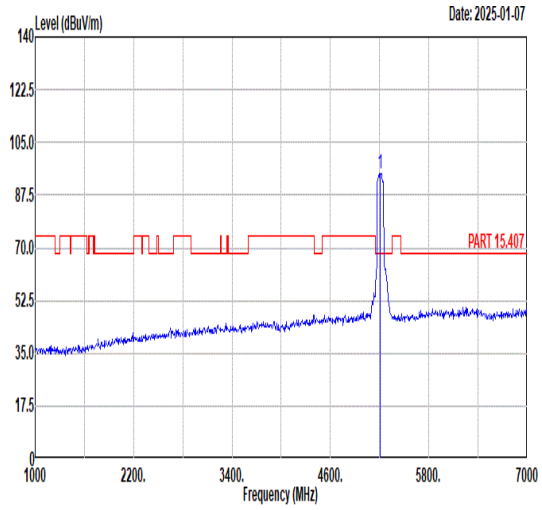 Freq Level Limit Line Margin Read Level Ant Factor Cable Loss Preamp Factor APos TPos Remark MHz dBuV/m dBuV/m dB dBuV dB/m dB dB cm deg 1 5210.00 94.69 ------ ------ 85.44 34.02 7.95 32.72 229 0 PEAK
Avg	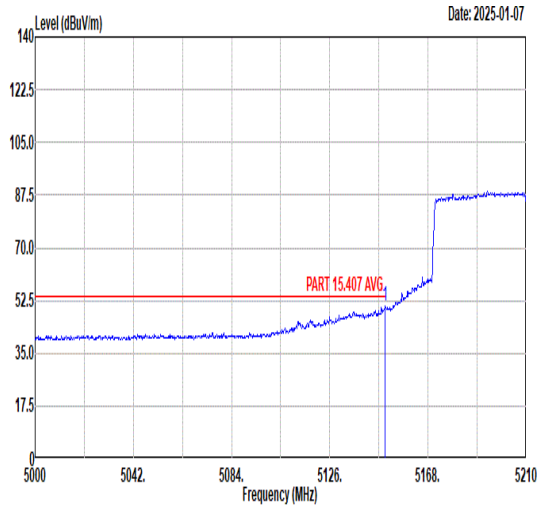 Freq Level Limit Line Margin Read Level Ant Factor Cable Loss Preamp Factor APos TPos Remark MHz dBuV/m dBuV/m dB dBuV dB/m dB dB cm deg 1 5149.73 50.50 54.00 -3.50 41.33 33.99 7.92 32.74 229 0 AVERAGE	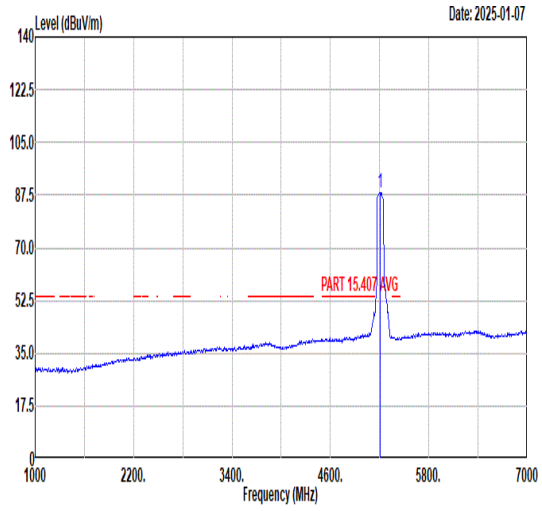 Freq Level Limit Line Margin Read Level Ant Factor Cable Loss Preamp Factor APos TPos Remark MHz dBuV/m dBuV/m dB dBuV dB/m dB dB cm deg 1 5210.00 88.36 ------ ------ 79.06 34.03 7.98 32.71 229 0 AVERAGE

Mode	25	
	Band Edge – R	
	U-NII-1_5.15-5.25_802.11ax HE80_CH42_Full RU_5210MHz	
ANT	6	
Pol.	Horizontal	Fundamental
Peak	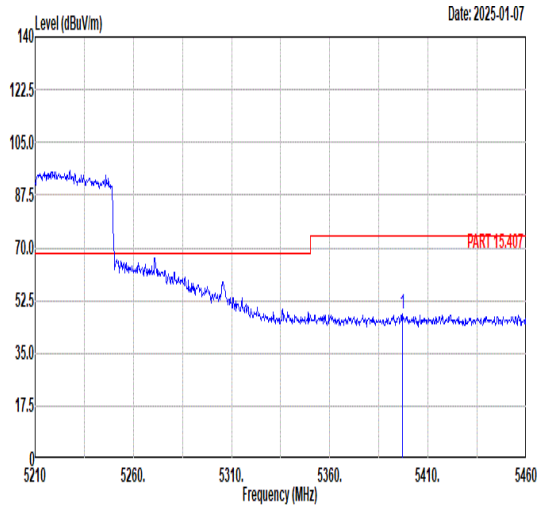 Freq Level Limit Line Margin Read Level Ant Factor Cable Loss Preamp Factor APos TPos Remark MHz dBuV/m dBuV/m dB dBuV dB/m dB dB cm deg 1 5397.00 47.94 74.00 -26.06 37.99 34.14 8.45 32.64 229 0 PEAK	Blank
Avg	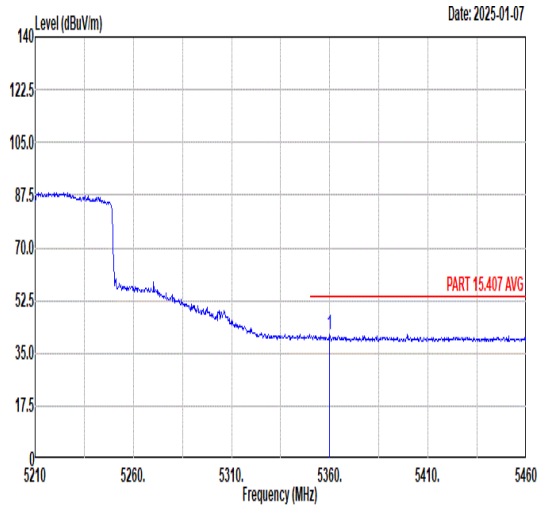 Freq Level Limit Line Margin Read Level Ant Factor Cable Loss Preamp Factor APos TPos Remark MHz dBuV/m dBuV/m dB dBuV dB/m dB dB cm deg 1 5360.00 41.40 54.00 -12.60 31.59 34.11 8.35 32.65 229 0 AVERAGE	Blank

Mode	25	
	Band Edge – L	
	U-NII-1_5.15-5.25_802.11ax HE80_CH42_Full RU_5210MHz	
ANT	6	
Pol.	Vertical	Fundamental
Peak	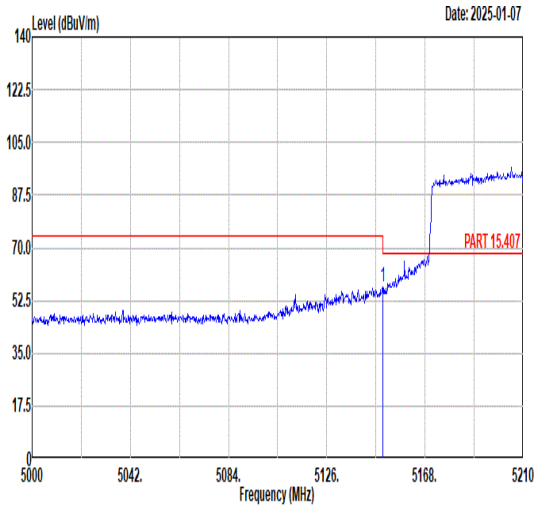 Freq Level Limit Line Margin Read Level Ant Factor Cable Loss Preamp Factor APos TPos Remark MHz dBuV/m dBuV/m dB dBuV dB/m dB dB cm deg 1 5149.94 57.11 74.00 -16.89 47.94 33.99 7.92 32.74 321 254 PEAK	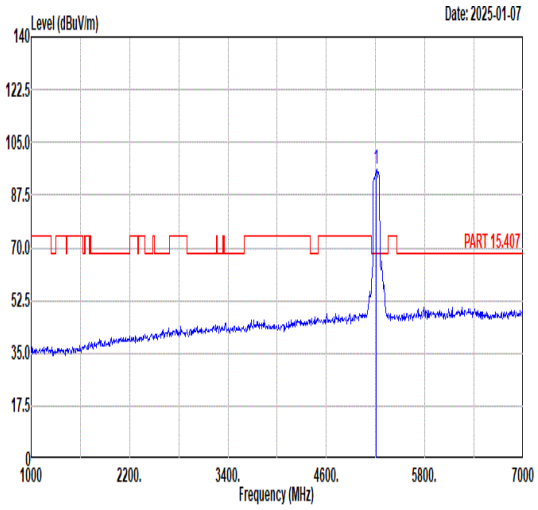 Freq Level Limit Line Margin Read Level Ant Factor Cable Loss Preamp Factor APos TPos Remark MHz dBuV/m dBuV/m dB dBuV dB/m dB dB cm deg 1 5210.00 96.16 ------ ------ 86.86 34.03 7.98 32.71 321 254 PEAK
Avg	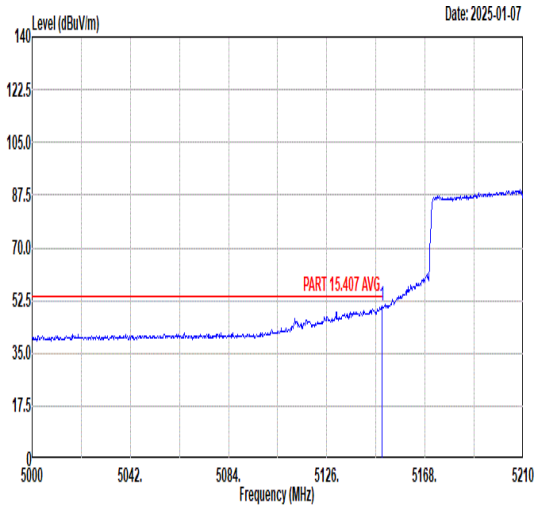 Freq Level Limit Line Margin Read Level Ant Factor Cable Loss Preamp Factor APos TPos Remark MHz dBuV/m dBuV/m dB dBuV dB/m dB dB cm deg 1 5149.52 50.52 54.00 -3.48 41.35 33.99 7.92 32.74 321 254 AVERAGE	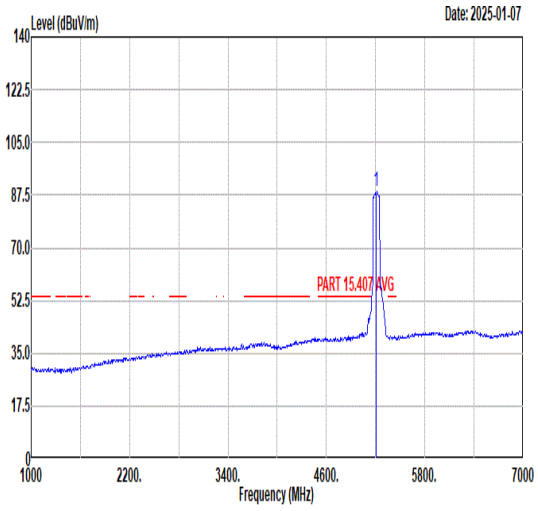 Freq Level Limit Line Margin Read Level Ant Factor Cable Loss Preamp Factor APos TPos Remark MHz dBuV/m dBuV/m dB dBuV dB/m dB dB cm deg 1 5210.00 88.91 ------ ------ 79.61 34.03 7.98 32.71 321 254 AVERAGE

Mode	25	
	Band Edge – R	
	U-NII-1_5.15-5.25_802.11ax HE80_CH42_Full RU_5210MHz	
ANT	6	
Pol.	Vertical	Fundamental
Peak	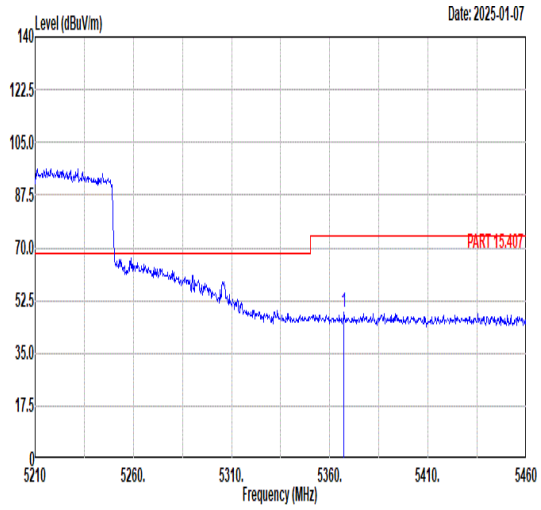 Freq Level Limit Line Margin Read Level Ant Factor Cable Loss Preamp Factor APos TPos Remark MHz dBuV/m dBuV/m dB dBuV dB/m dB dB cm deg 1 5367.25 48.43 74.00 -25.57 38.59 34.12 8.37 32.65 321 254 PEAK	Blank
Avg	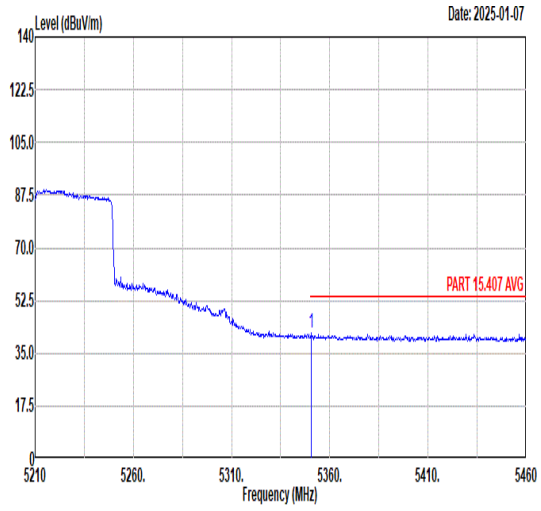 Freq Level Limit Line Margin Read Level Ant Factor Cable Loss Preamp Factor APos TPos Remark MHz dBuV/m dBuV/m dB dBuV dB/m dB dB cm deg 1 5350.50 41.56 54.00 -12.44 31.78 34.11 8.33 32.66 321 254 AVERAGE	Blank

Mode	25	
	Harmonic	
	U-NII-1_5.15-5.25_802.11ax HE80_CH42_Full RU_5210MHz	
ANT	6	
Pol.	Horizontal	Vertical
Peak Avg	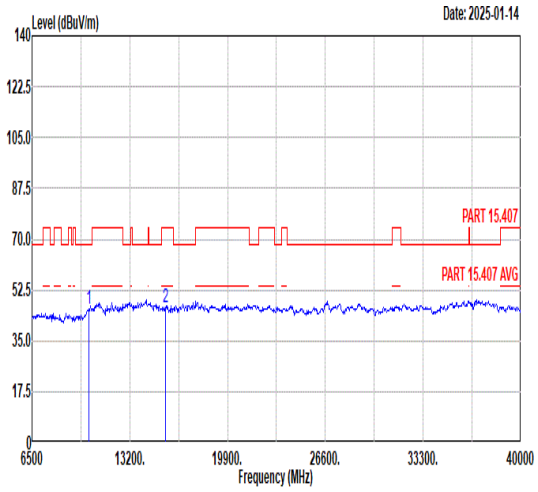 Freq Level Limit Line Margin Read Level Ant Factor Cable Loss Preamp Factor APos TPos Remark MHz dBuV/m dBuV/m dB dBuV dB/m dB dB cm deg 1 10420.00 46.06 68.30 -22.24 62.71 37.30 10.77 64.72 -- -- Peak 2 15630.00 46.75 74.00 -27.25 58.14 39.45 12.72 63.56 -- -- Peak	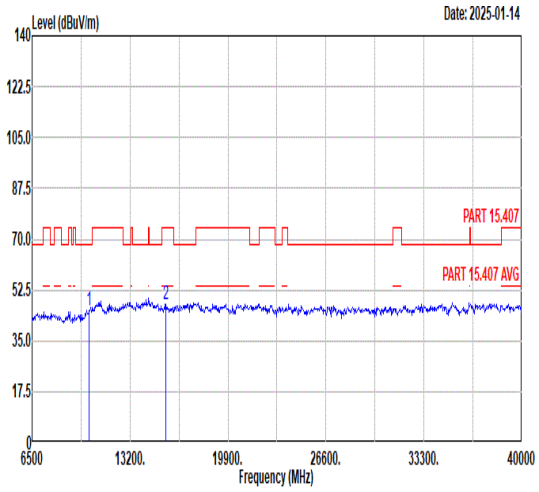 Freq Level Limit Line Margin Read Level Ant Factor Cable Loss Preamp Factor APos TPos Remark MHz dBuV/m dBuV/m dB dBuV dB/m dB dB cm deg 1 10420.00 45.63 68.30 -22.67 62.28 37.30 10.77 64.72 -- -- Peak 2 15630.00 47.72 74.00 -26.28 59.11 39.45 12.72 63.56 -- -- Peak

Mode	26	
	Band Edge – L	
	U-NII-2A_5.25-5.35_802.11ax HE80_CH58_Full RU_5290MHz	
ANT	6	
Pol.	Horizontal	Fundamental
Peak	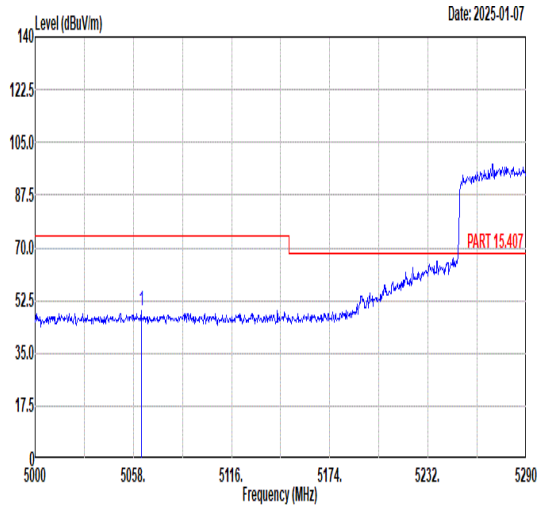 Limit Read Ant Cable Preamp APos TPos Freq Level Line Margin Level Factor Loss Factor Remark MHz dBuV/m dBuV/m dB dBuV dB/m dB dB cm deg 1 5062.64 49.01 74.00 -24.99 39.98 33.94 7.86 32.77 100 42 PEAK	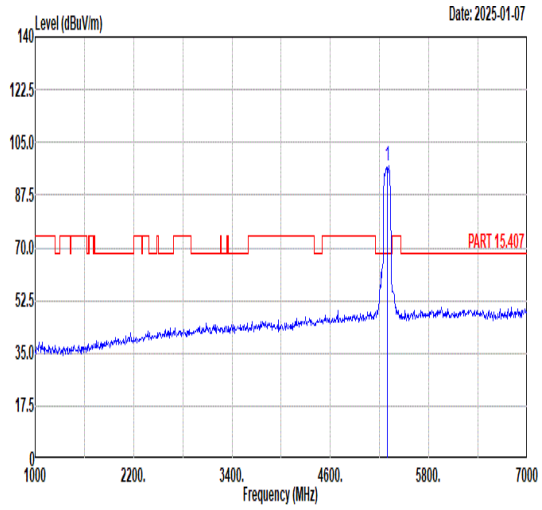 Limit Read Ant Cable Preamp APos TPos Freq Level Line Margin Level Factor Loss Factor Remark MHz dBuV/m dBuV/m dB dBuV dB/m dB dB cm deg 1 5290.00 97.25 ------ ------ 87.60 34.09 8.23 32.67 100 42 PEAK
Avg	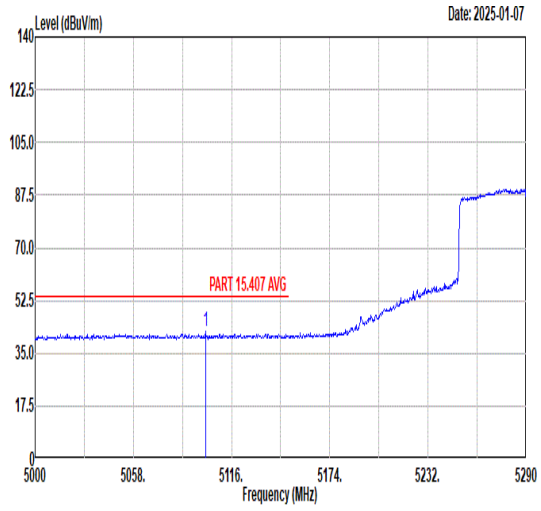 Limit Read Ant Cable Preamp APos TPos Freq Level Line Margin Level Factor Loss Factor Remark MHz dBuV/m dBuV/m dB dBuV dB/m dB dB cm deg 1 5100.63 42.07 54.00 -11.93 32.98 33.96 7.89 32.76 100 42 AVERAGE	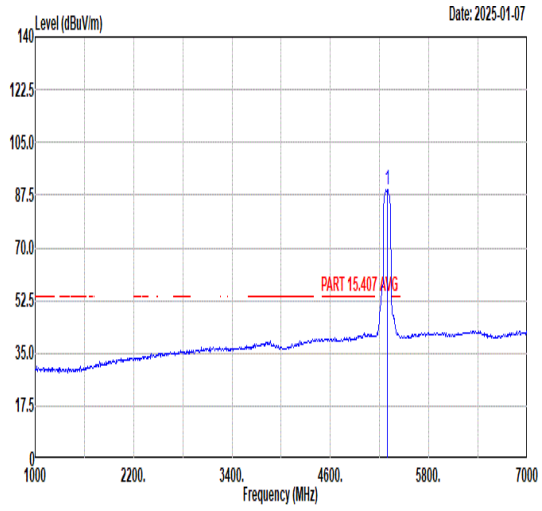 Limit Read Ant Cable Preamp APos TPos Freq Level Line Margin Level Factor Loss Factor Remark MHz dBuV/m dBuV/m dB dBuV dB/m dB dB cm deg 1 5290.00 89.09 ------ ------ 79.60 34.06 8.12 32.69 100 42 AVERAGE

Mode	26	
	Band Edge – R	
	U-NII-2A_5.25-5.35_802.11ax HE80_CH58_Full RU_5290MHz	
ANT	6	
Pol.	Horizontal	Fundamental
Peak	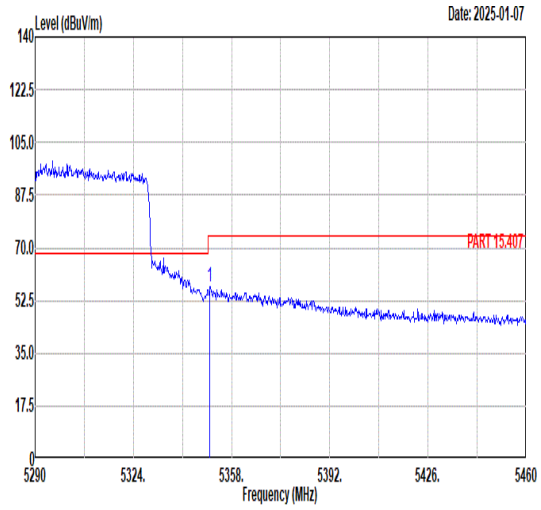 Freq Level Limit Line Margin Read Level Ant Factor Cable Loss Preamp Factor APos TPos Remark MHz dBuV/m dBuV/m dB dBuV dB/m dB dB cm deg 1 5350.52 57.21 74.00 -16.79 47.43 34.11 8.33 32.66 100 42 PEAK	Blank
Avg	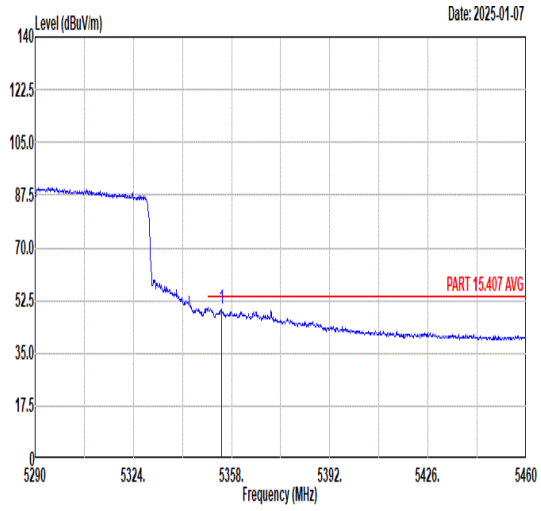 Freq Level Limit Line Margin Read Level Ant Factor Cable Loss Preamp Factor APos TPos Remark MHz dBuV/m dBuV/m dB dBuV dB/m dB dB cm deg 1 5354.60 49.81 54.00 -4.19 40.02 34.11 8.34 32.66 100 42 AVERAGE	Blank

Mode	26	
	Band Edge – L	
	U-NII-2A_5.25-5.35_802.11ax HE80_CH58_Full RU_5290MHz	
ANT	6	
Pol.	Vertical	Fundamental
Peak	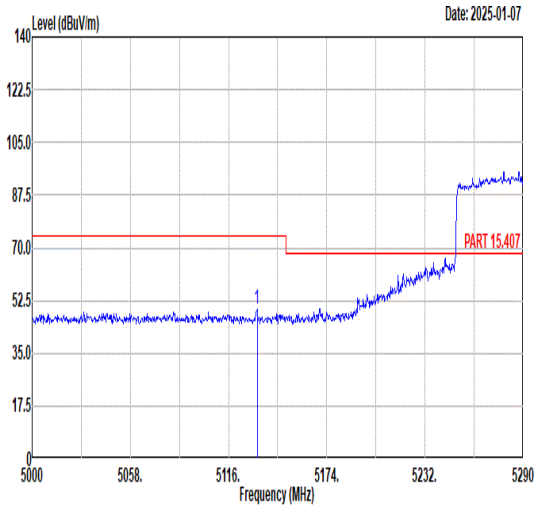 Freq Level Limit Line Margin Read Level Ant Factor Cable Loss Preamp Factor APos TPos Remark MHz dBuV/m dBuV/m dB dBuV dB/m dB dB cm deg 1 5132.82 49.66 74.00 -24.34 40.52 33.98 7.91 32.75 303 259 PEAK	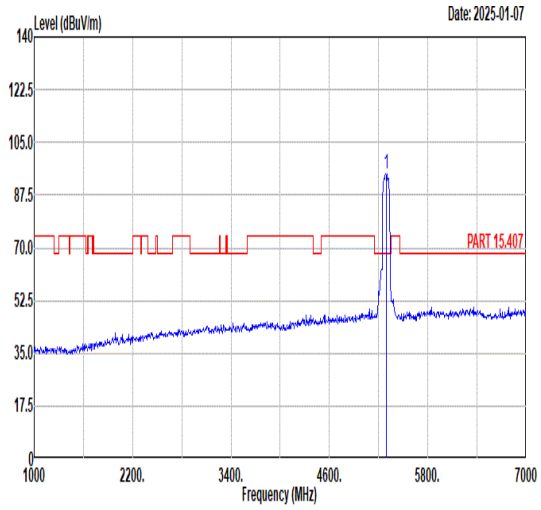 Freq Level Limit Line Margin Read Level Ant Factor Cable Loss Preamp Factor APos TPos Remark MHz dBuV/m dBuV/m dB dBuV dB/m dB dB cm deg 1 5290.00 94.73 ------ ------ 85.13 34.08 8.20 32.68 303 259 PEAK
Avg	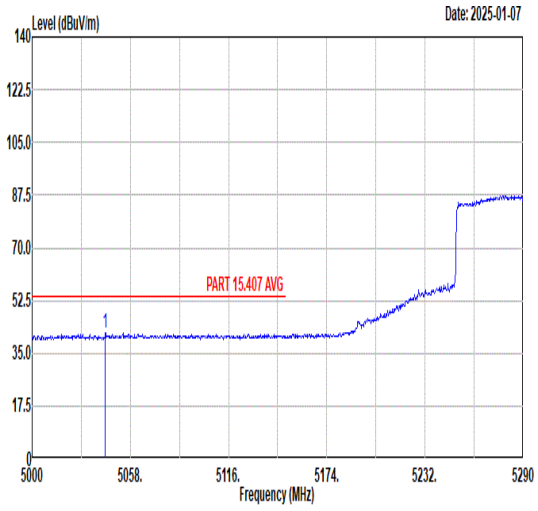 Freq Level Limit Line Margin Read Level Ant Factor Cable Loss Preamp Factor APos TPos Remark MHz dBuV/m dBuV/m dB dBuV dB/m dB dB cm deg 1 5043.21 41.76 54.00 -12.24 32.76 33.93 7.85 32.78 303 259 AVERAGE	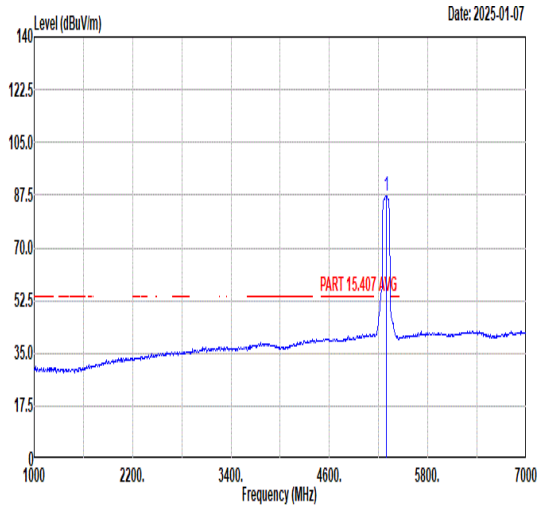 Freq Level Limit Line Margin Read Level Ant Factor Cable Loss Preamp Factor APos TPos Remark MHz dBuV/m dBuV/m dB dBuV dB/m dB dB cm deg 1 5290.00 87.42 ------ ------ 77.86 34.07 8.17 32.68 303 259 AVERAGE

Mode	26	
	Band Edge – R	
	U-NII-2A_5.25-5.35_802.11ax HE80_CH58_Full RU_5290MHz	
ANT	6	
Pol.	Vertical	Fundamental
Peak	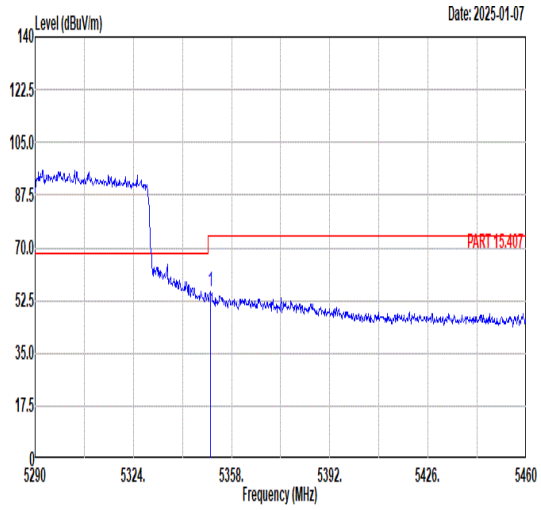 Freq Level Limit Line Margin Read Level Ant Factor Cable Loss Preamp Factor APos TPos Remark MHz dBuV/m dBuV/m dB dBuV dB/m dB dB cm deg 1 5350.69 55.21 74.00 -18.79 45.43 34.11 8.33 32.66 303 259 PEAK	Blank
Avg	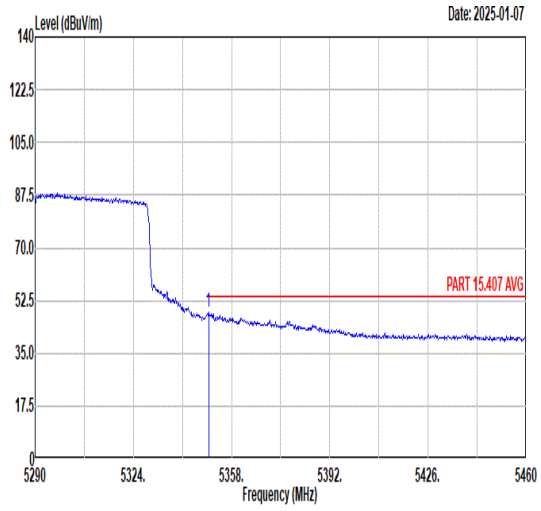 Freq Level Limit Line Margin Read Level Ant Factor Cable Loss Preamp Factor APos TPos Remark MHz dBuV/m dBuV/m dB dBuV dB/m dB dB cm deg 1 5350.01 48.43 54.00 -5.57 38.65 34.11 8.33 32.66 303 259 AVERAGE	Blank

Mode	27	
	Band Edge – L	
	U-NII-2C_5.47-5.725_802.11ax HE80_CH106_Full RU_5530MHz	
ANT	6	
Pol.	Horizontal	Fundamental
Peak	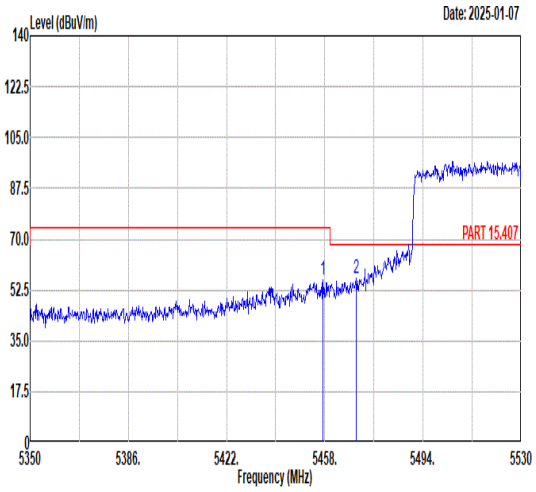 Freq Level Limit Line Margin Read Level Ant Factor Cable Loss Preamp Factor APos TPos Remark MHz dBuV/m dBuV/m dB dBuV dB/m dB dB cm deg 1 5457.28 55.76 74.00 -18.24 45.79 34.17 8.41 32.61 100 62 PEAK 2 5469.52 56.59 68.30 -11.71 46.62 34.18 8.40 32.61 100 62 PEAK	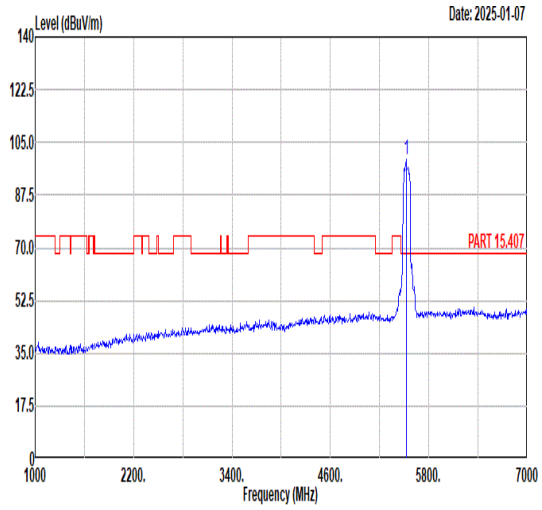 Freq Level Limit Line Margin Read Level Ant Factor Cable Loss Preamp Factor APos TPos Remark MHz dBuV/m dBuV/m dB dBuV dB/m dB dB cm deg 1 5530.00 99.25 ------ ------ 89.32 34.23 8.32 32.62 100 62 PEAK
Avg	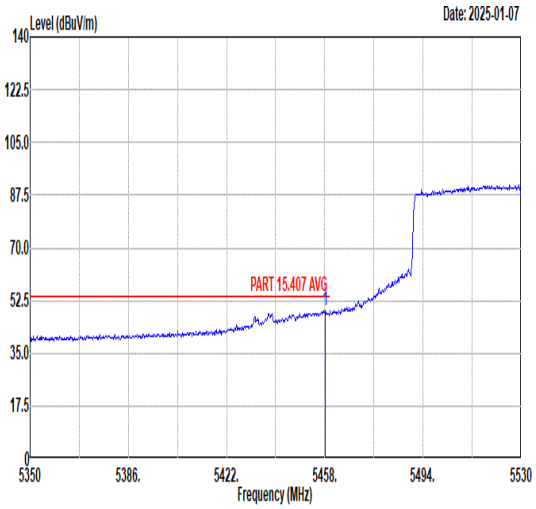 Freq Level Limit Line Margin Read Level Ant Factor Cable Loss Preamp Factor APos TPos Remark MHz dBuV/m dBuV/m dB dBuV dB/m dB dB cm deg 1 5458.18 49.15 54.00 -4.85 39.18 34.17 8.41 32.61 100 62 AVERAGE	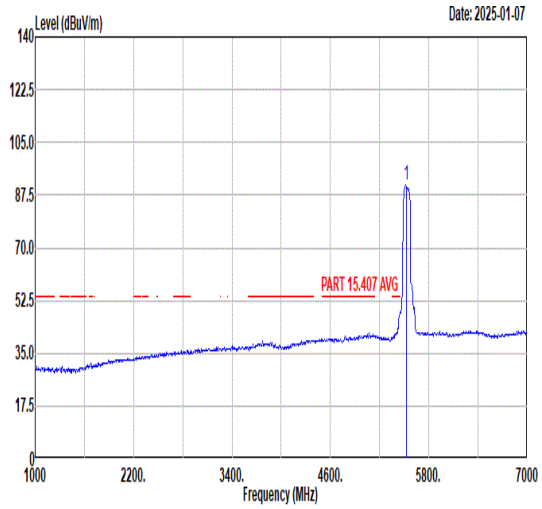 Freq Level Limit Line Margin Read Level Ant Factor Cable Loss Preamp Factor APos TPos Remark MHz dBuV/m dBuV/m dB dBuV dB/m dB dB cm deg 1 5530.00 90.70 ------ ------ 80.77 34.22 8.33 32.62 100 62 AVERAGE

Mode	27	
	Band Edge – R	
	U-NII-2C_5.47-5.725_802.11ax HE80_CH106_Full RU_5530MHz	
ANT	6	
Pol.	Horizontal	Fundamental
Peak	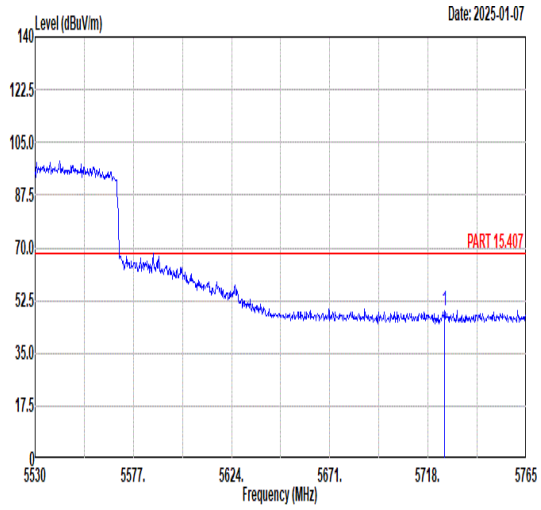 Freq Level Limit Line Margin Read Level Ant Factor Cable Loss Preamp Factor APos TPos Remark MHz dBuV/m dBuV/m dB dBuV dB/m dB dB cm deg 1 5725.99 49.27 68.30 -19.03 38.77 34.60 8.68 32.78 100 62 PEAK	Blank

Mode	27	
	Band Edge – L	
	U-NII-2C_5.47-5.725_802.11ax HE80_CH106_Full RU_5530MHz	
ANT	6	
Pol.	Vertical	Fundamental
Peak	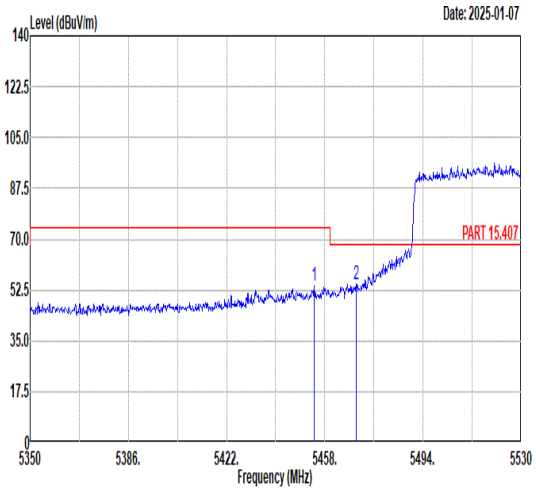 Freq Level Limit Line Margin Read Level Ant Factor Cable Loss Preamp Factor APos TPos Remark MHz dBuV/m dBuV/m dB dBuV dB/m dB dB cm deg 1 5454.04 54.08 74.00 -19.92 44.11 34.17 8.42 32.62 305 255 PEAK 2 5469.52 54.62 68.30 -13.68 44.65 34.18 8.40 32.61 305 255 PEAK	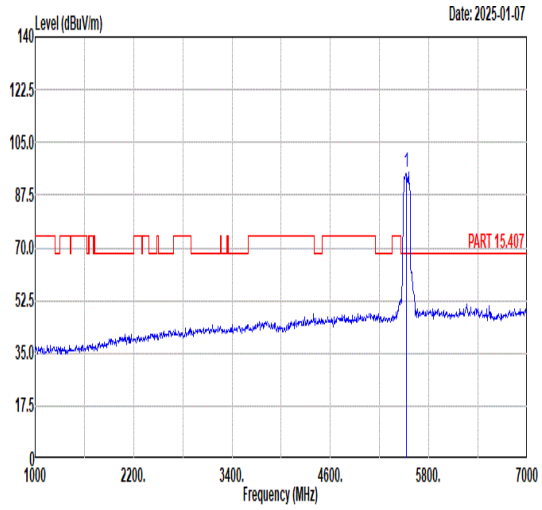 Freq Level Limit Line Margin Read Level Ant Factor Cable Loss Preamp Factor APos TPos Remark MHz dBuV/m dBuV/m dB dBuV dB/m dB dB cm deg 1 5530.00 94.91 ------ ------ 84.99 34.29 8.28 32.65 305 255 PEAK
Avg	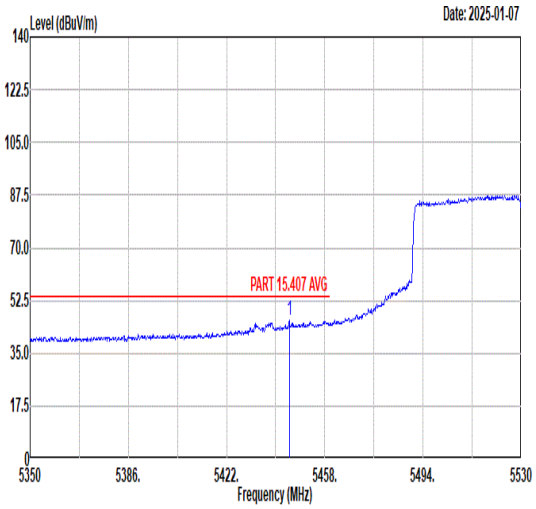 Freq Level Limit Line Margin Read Level Ant Factor Cable Loss Preamp Factor APos TPos Remark MHz dBuV/m dBuV/m dB dBuV dB/m dB dB cm deg 1 5445.04 45.92 54.00 -8.08 35.95 34.16 8.43 32.62 305 255 AVERAGE	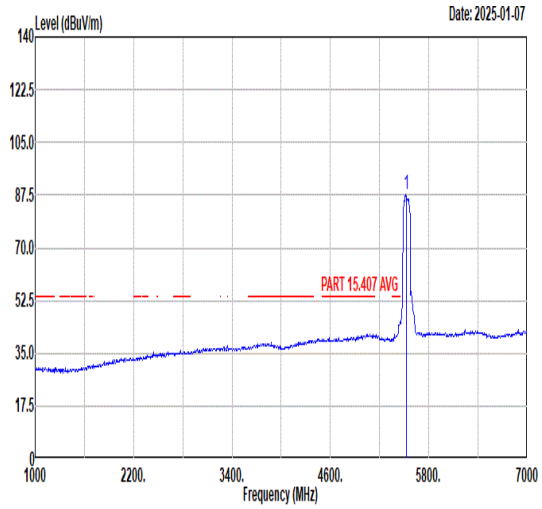 Freq Level Limit Line Margin Read Level Ant Factor Cable Loss Preamp Factor APos TPos Remark MHz dBuV/m dBuV/m dB dBuV dB/m dB dB cm deg 1 5530.00 87.52 ------ ------ 77.59 34.22 8.33 32.62 305 255 AVERAGE

Mode	27	
	Band Edge – R	
	U-NII-2C_5.47-5.725_802.11ax HE80_CH106_Full RU_5530MHz	
ANT	6	
Pol.	Vertical	Fundamental
Peak	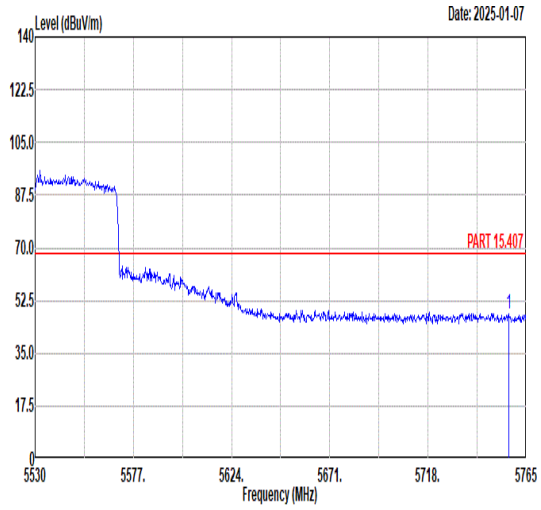 Freq Level Limit Line Margin Read Level Ant Factor Cable Loss Preamp Factor APos TPos Remark MHz dBuV/m dBuV/m dB dBuV dB/m dB dB cm deg 1 5756.54 48.26 68.30 -20.04 37.61 34.66 8.79 32.80 305 255 PEAK	Blank

Mode	28	
	Band Edge – L	
	U-NII-2C_5.47-5.725_802.11ax HE80_CH122_Full RU_5610MHz	
ANT	6	
Pol.	Horizontal	Fundamental
Peak	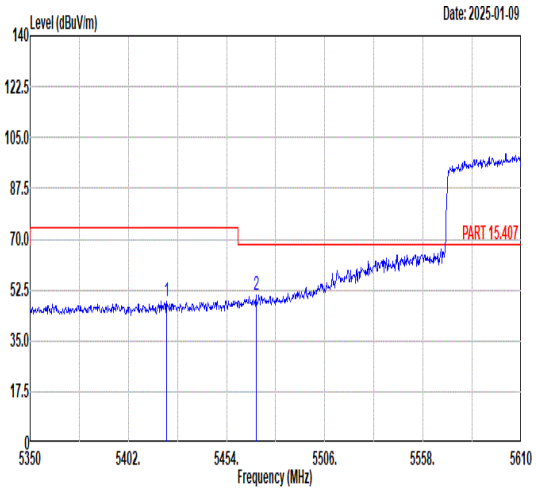 Freq Level Limit Line Margin Read Level Ant Factor Cable Loss Preamp Factor APos TPos Remark MHz dBuV/m dBuV/m dB dBuV dB/m dB dB cm deg 1 5422.28 48.61 74.00 -25.39 38.63 34.15 8.46 32.63 100 54 PEAK 2 5469.60 50.57 68.30 -17.73 40.60 34.18 8.40 32.61 100 54 PEAK	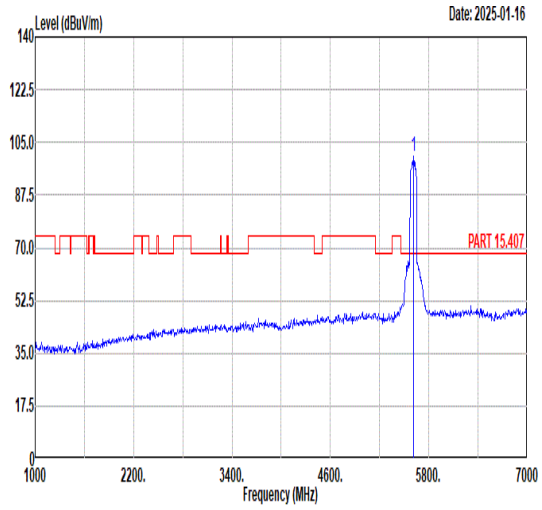 Freq Level Limit Line Margin Read Level Ant Factor Cable Loss Preamp Factor APos TPos Remark MHz dBuV/m dBuV/m dB dBuV dB/m dB dB cm deg 1 5610.00 100.24 ------ ------ 90.27 34.40 8.26 32.69 100 54 PEAK
Avg	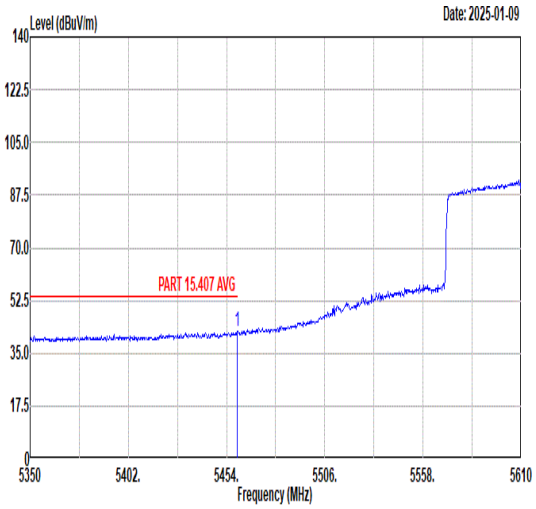 Freq Level Limit Line Margin Read Level Ant Factor Cable Loss Preamp Factor APos TPos Remark MHz dBuV/m dBuV/m dB dBuV dB/m dB dB cm deg 1 5459.46 42.36 54.00 -11.64 32.39 34.17 8.41 32.61 100 54 AVERAGE	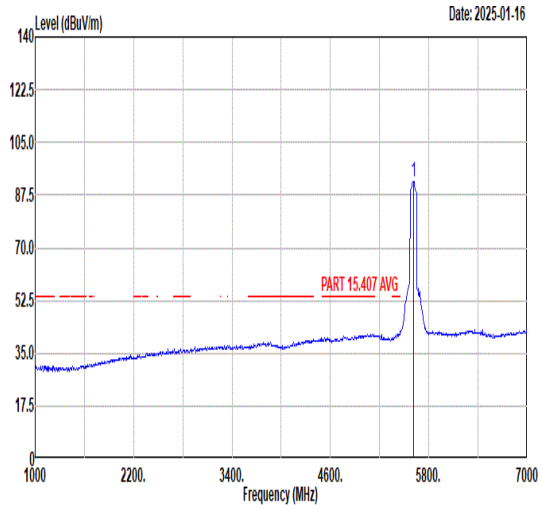 Freq Level Limit Line Margin Read Level Ant Factor Cable Loss Preamp Factor APos TPos Remark MHz dBuV/m dBuV/m dB dBuV dB/m dB dB cm deg 1 5610.00 92.03 ------ ------ 82.06 34.40 8.26 32.69 100 54 AVERAGE

Mode	28	
	Band Edge – R	
	U-NII-2C_5.47-5.725_802.11ax HE80_CH122_Full RU_5610MHz	
ANT	6	
Pol.	Horizontal	Fundamental
Peak	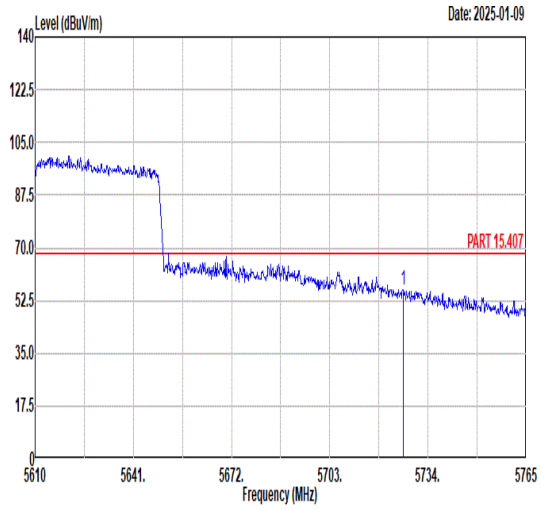 Freq Level Limit Line Margin Read Level Ant Factor Cable Loss Preamp Factor APos TPos Remark MHz dBuV/m dBuV/m dB dBuV dB/m dB dB cm deg 1 5726.10 56.05 68.30 -12.25 45.55 34.60 8.68 32.78 100 54 PEAK	Blank

Mode	28	
	Band Edge – L	
	U-NII-2C_5.47-5.725_802.11ax HE80_CH122_Full RU_5610MHz	
ANT	6	
Pol.	Vertical	Fundamental
Peak	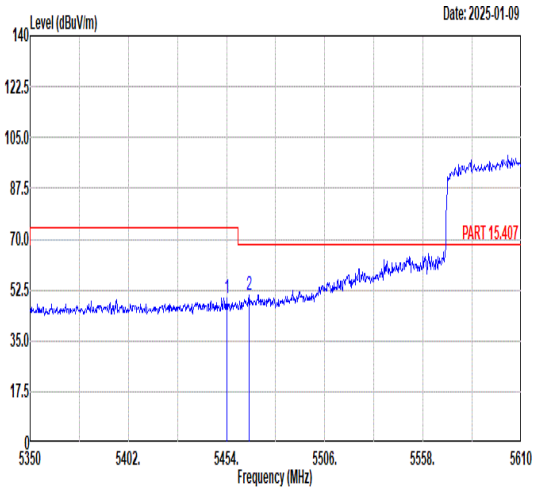 Freq Level Limit Line Margin Read Level Ant Factor Cable Loss Preamp Factor APos TPos Remark MHz dBuV/m dBuV/m dB dBuV dB/m dB dB cm deg 1 5454.00 49.63 74.00 -24.37 39.66 34.17 8.42 32.62 329 247 PEAK 2 5465.96 50.75 68.30 -17.55 40.78 34.18 8.40 32.61 329 247 PEAK	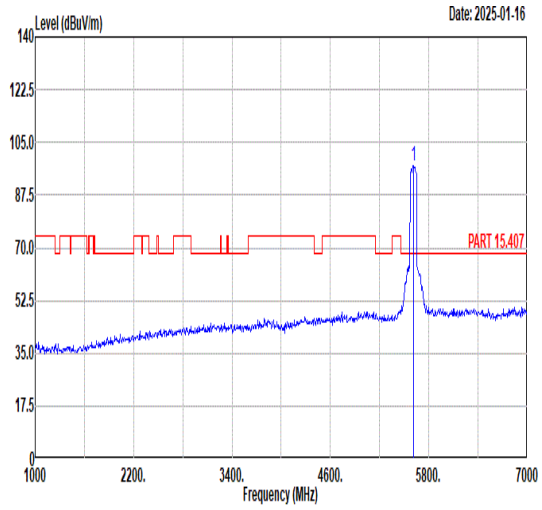 Freq Level Limit Line Margin Read Level Ant Factor Cable Loss Preamp Factor APos TPos Remark MHz dBuV/m dBuV/m dB dBuV dB/m dB dB cm deg 1 5610.00 97.39 ------ ------ 87.47 34.38 8.22 32.68 329 247 PEAK
Avg	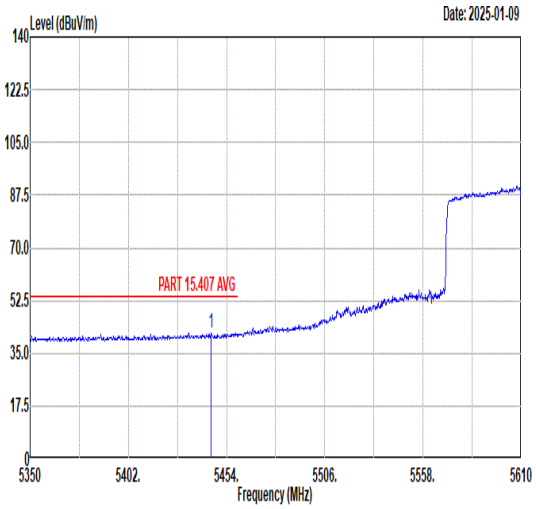 Freq Level Limit Line Margin Read Level Ant Factor Cable Loss Preamp Factor APos TPos Remark MHz dBuV/m dBuV/m dB dBuV dB/m dB dB cm deg 1 5445.94 41.74 54.00 -12.26 31.76 34.17 8.43 32.62 329 247 AVERAGE	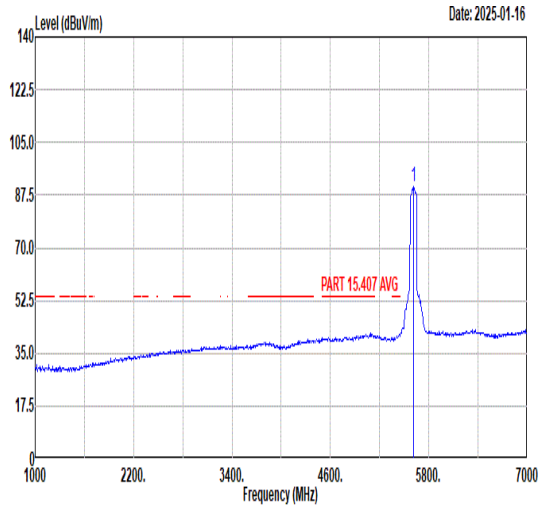 Freq Level Limit Line Margin Read Level Ant Factor Cable Loss Preamp Factor APos TPos Remark MHz dBuV/m dBuV/m dB dBuV dB/m dB dB cm deg 1 5610.00 90.34 ------ ------ 80.37 34.40 8.26 32.69 329 247 AVERAGE

Mode	28	
	Band Edge – R	
	U-NII-2C_5.47-5.725_802.11ax HE80_CH122_Full RU_5610MHz	
ANT	6	
Pol.	Vertical	Fundamental
Peak	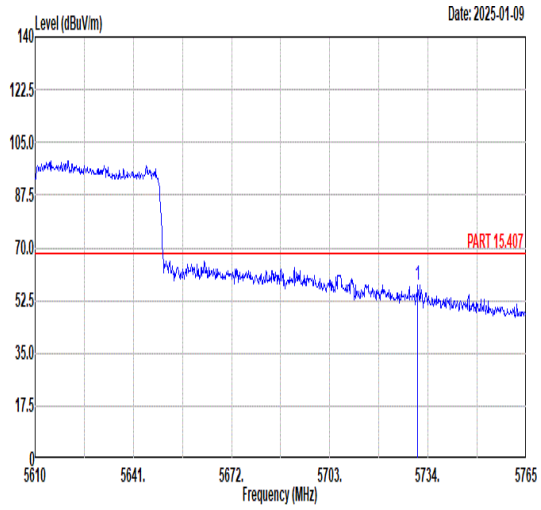 Freq Level Limit Line Margin Read Level Ant Factor Cable Loss Preamp Factor APos TPos Remark MHz dBuV/m dBuV/m dB dBuV dB/m dB dB cm deg 1 5730.75 57.69 68.30 -10.61 47.16 34.61 8.70 32.78 329 247 PEAK	Blank

Mode	29	
	Band Edge	
	U-NII-1_5.15-5.25_802.11ax HE20_CH36_Partial_RU 106/53 _5180MHz	
ANT	6	
Pol.	Horizontal	Fundamental
Peak	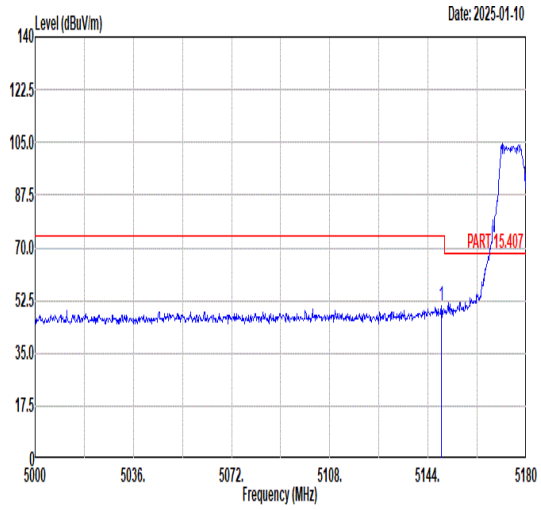 Freq Level Limit Line Margin Read Level Ant Factor Cable Loss Preamp Factor APos TPos Remark MHz dBuV/m dBuV/m dB dBuV dB/m dB dB cm deg 1 5148.86 50.84 74.00 -23.16 41.67 33.99 7.92 32.74 100 41 PEAK	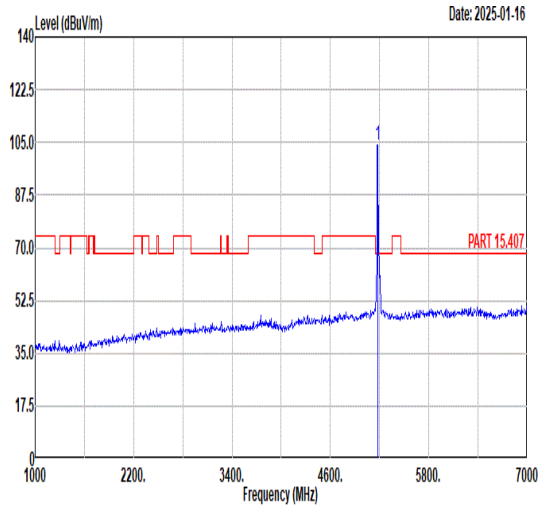 Freq Level Limit Line Margin Read Level Ant Factor Cable Loss Preamp Factor APos TPos Remark MHz dBuV/m dBuV/m dB dBuV dB/m dB dB cm deg 1 5180.00 104.31 ------ ------ 95.09 34.01 7.94 32.73 100 41 PEAK
Avg	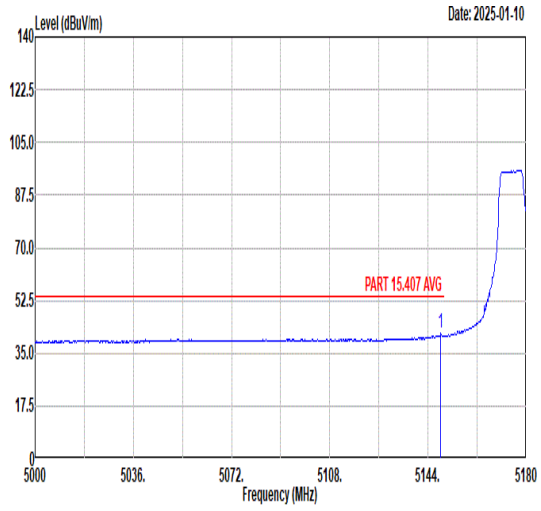 Freq Level Limit Line Margin Read Level Ant Factor Cable Loss Preamp Factor APos TPos Remark MHz dBuV/m dBuV/m dB dBuV dB/m dB dB cm deg 1 5148.68 41.82 54.00 -12.18 32.65 33.99 7.92 32.74 100 41 AVERAGE	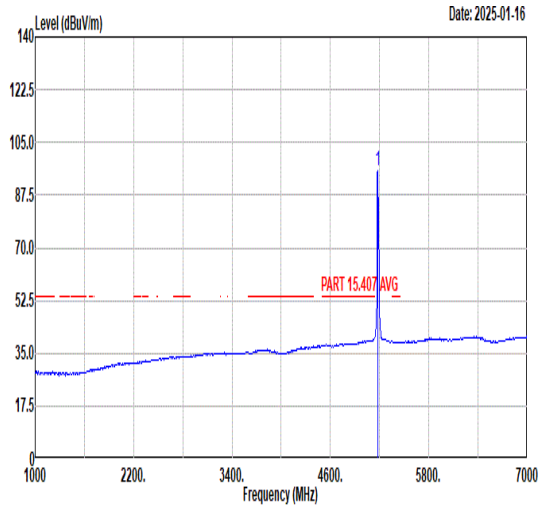 Freq Level Limit Line Margin Read Level Ant Factor Cable Loss Preamp Factor APos TPos Remark MHz dBuV/m dBuV/m dB dBuV dB/m dB dB cm deg 1 5180.00 95.39 ------ ------ 86.17 34.01 7.94 32.73 100 41 AVERAGE

Mode	29	
	Band Edge	
	U-NII-1_5.15-5.25_802.11ax HE20_CH36_Partial_RU 106/53 _5180MHz	
ANT	6	
Pol.	Vertical	Fundamental
Peak	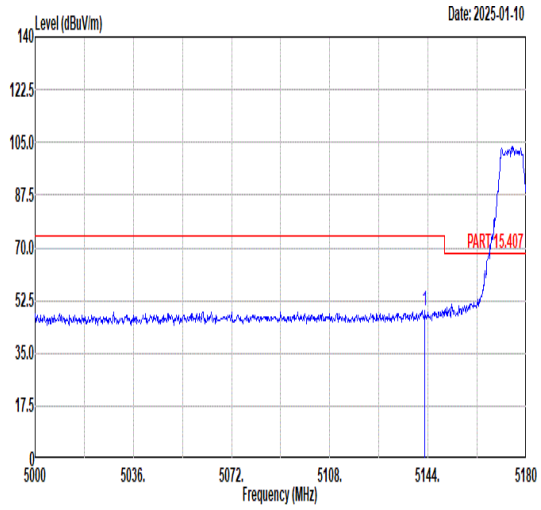 Freq Level Limit Line Margin Read Level Ant Factor Cable Loss Preamp Factor APos TPos Remark MHz dBuV/m dBuV/m dB dBuV dB/m dB dB cm deg 1 5142.92 49.11 74.00 -24.89 39.95 33.99 7.91 32.74 339 244 PEAK	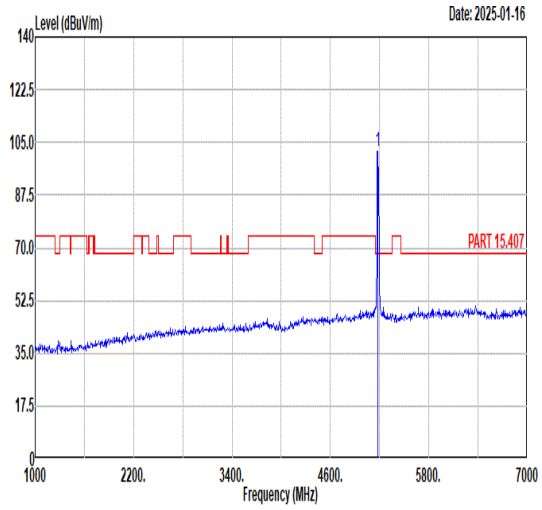 Freq Level Limit Line Margin Read Level Ant Factor Cable Loss Preamp Factor APos TPos Remark MHz dBuV/m dBuV/m dB dBuV dB/m dB dB cm deg 1 5180.00 102.21 ------ ------ 92.99 34.01 7.94 32.73 339 244 PEAK
Avg	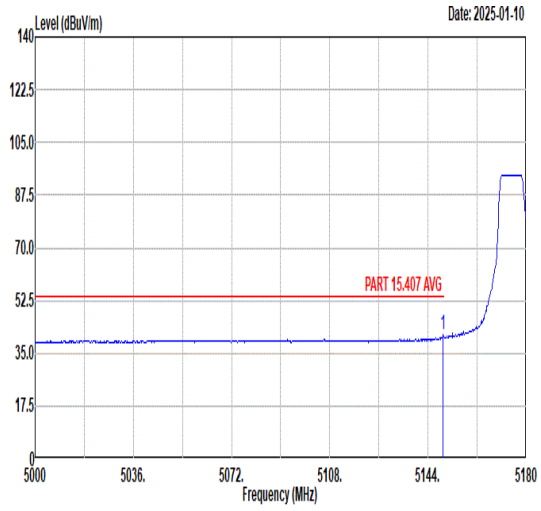 Freq Level Limit Line Margin Read Level Ant Factor Cable Loss Preamp Factor APos TPos Remark MHz dBuV/m dBuV/m dB dBuV dB/m dB dB cm deg 1 5149.58 41.15 54.00 -12.85 31.98 33.99 7.92 32.74 339 244 AVERAGE	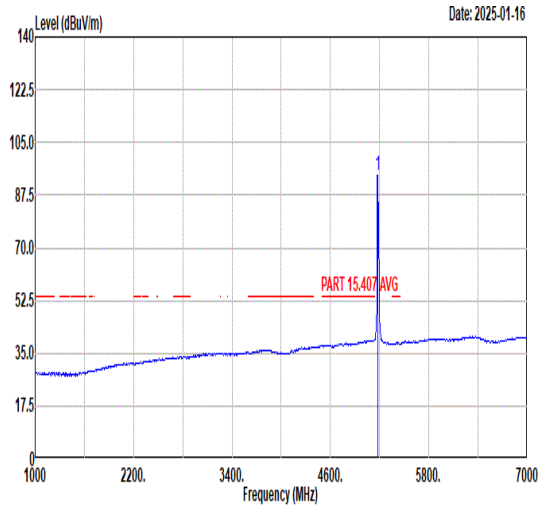 Freq Level Limit Line Margin Read Level Ant Factor Cable Loss Preamp Factor APos TPos Remark MHz dBuV/m dBuV/m dB dBuV dB/m dB dB cm deg 1 5180.00 94.17 ------ ------ 84.95 34.01 7.94 32.73 339 244 AVERAGE

Mode	30	
	Band Edge	
	U-NII-2A_5.25-5.35_802.11ax HE20_CH64_Partial_RU 26/8_5320MHz	
ANT	6	
Pol.	Horizontal	Fundamental
Peak	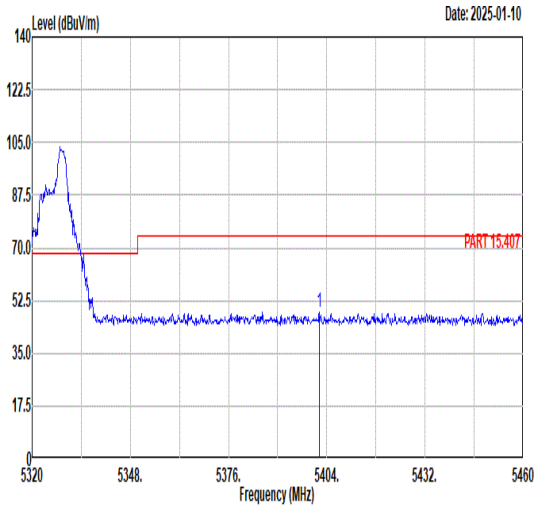 Freq Level Limit Line Margin Read Level Ant Factor Cable Loss Preamp Factor APos TPos Remark MHz dBuV/m dBuV/m dB dBuV dB/m dB dB cm deg 1 5401.90 48.62 74.00 -25.38 38.65 34.14 8.47 32.64 100 54 PEAK	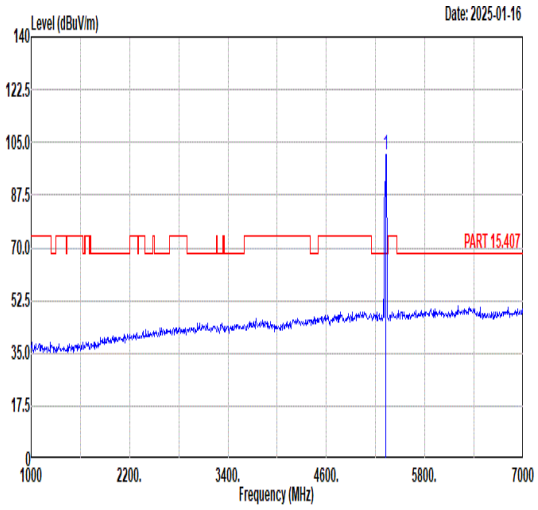 Freq Level Limit Line Margin Read Level Ant Factor Cable Loss Preamp Factor APos TPos Remark MHz dBuV/m dBuV/m dB dBuV dB/m dB dB cm deg 1 5320.00 100.99 ------ ------ 91.31 34.09 8.26 32.67 100 54 PEAK
Avg	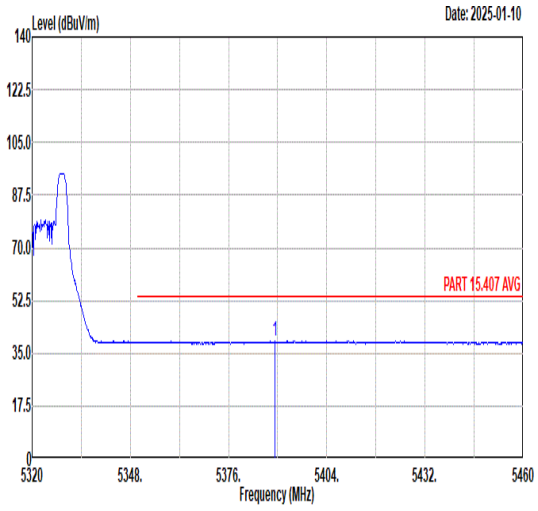 Freq Level Limit Line Margin Read Level Ant Factor Cable Loss Preamp Factor APos TPos Remark MHz dBuV/m dBuV/m dB dBuV dB/m dB dB cm deg 1 5389.30 38.99 54.00 -15.01 29.07 34.13 8.43 32.64 100 54 AVERAGE	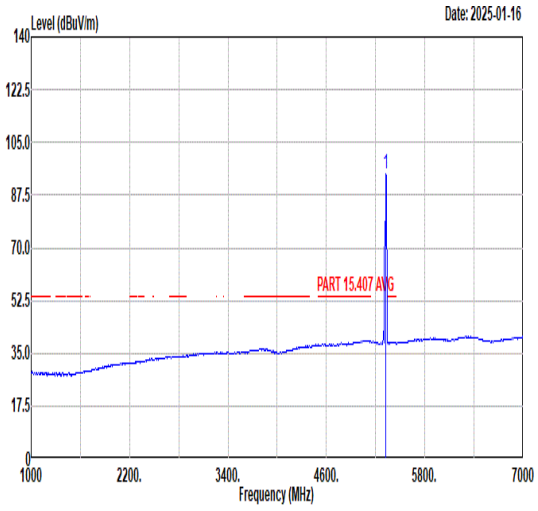 Freq Level Limit Line Margin Read Level Ant Factor Cable Loss Preamp Factor APos TPos Remark MHz dBuV/m dBuV/m dB dBuV dB/m dB dB cm deg 1 5320.00 94.51 ------ ------ 84.83 34.09 8.26 32.67 100 54 AVERAGE

Mode	30	
	Band Edge	
	U-NII-2A_5.25-5.35_802.11ax HE20_CH64_Partial_RU 26/8_5320MHz	
ANT	6	
Pol.	Vertical	Fundamental
Peak	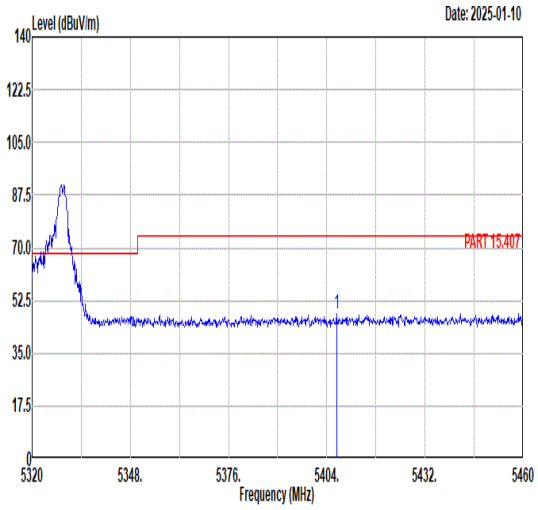 Freq Level Limit Line Margin Read Level Ant Factor Cable Loss Preamp Factor APos TPos Remark MHz dBuV/m dBuV/m dB dBuV dB/m dB dB cm deg 1 5406.80 48.26 74.00 -25.74 38.27 34.14 8.48 32.63 300 13 PEAK	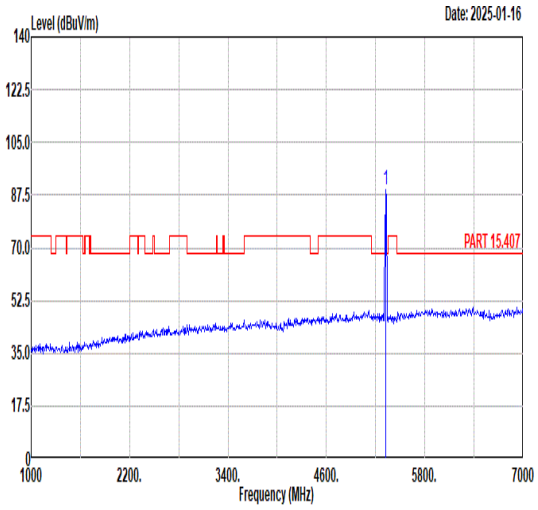 Freq Level Limit Line Margin Read Level Ant Factor Cable Loss Preamp Factor APos TPos Remark MHz dBuV/m dBuV/m dB dBuV dB/m dB dB cm deg 1 5320.00 89.07 ------ ------ 79.39 34.09 8.26 32.67 300 13 PEAK
Avg	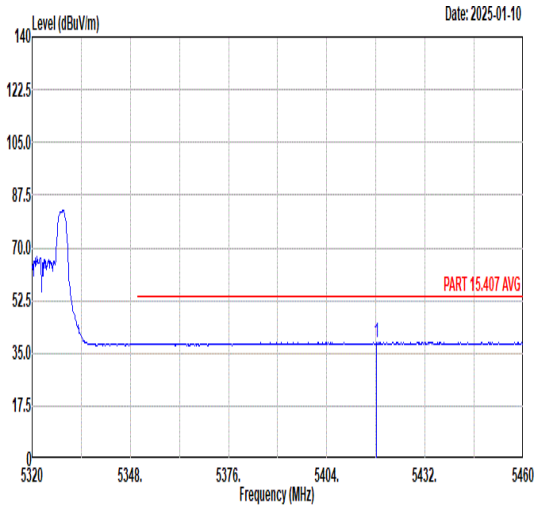 Freq Level Limit Line Margin Read Level Ant Factor Cable Loss Preamp Factor APos TPos Remark MHz dBuV/m dBuV/m dB dBuV dB/m dB dB cm deg 1 5418.14 38.67 54.00 -15.33 28.68 34.15 8.47 32.63 300 13 AVERAGE	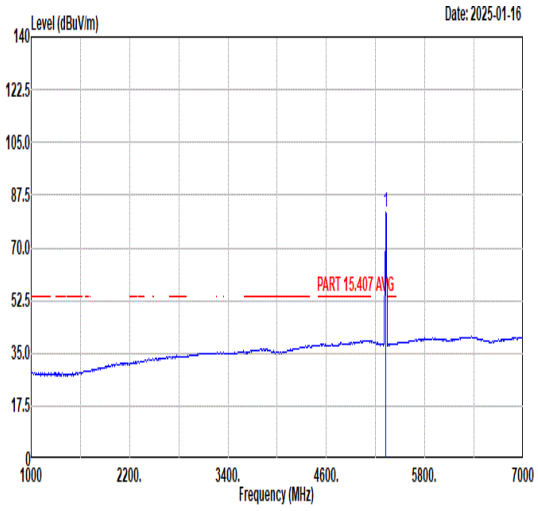 Freq Level Limit Line Margin Read Level Ant Factor Cable Loss Preamp Factor APos TPos Remark MHz dBuV/m dBuV/m dB dBuV dB/m dB dB cm deg 1 5320.00 81.79 ------ ------ 72.11 34.09 8.26 32.67 300 13 AVERAGE

Mode	31	
	Band Edge	
	U-NII-2C_5.47-5.725_802.11ax HE20_CH100_Partial_RU 26/0_5500MHz	
ANT	6	
Pol.	Horizontal	Fundamental
Peak	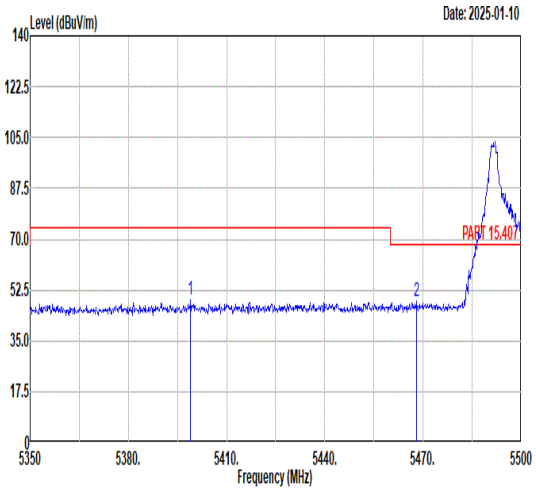 Freq Level Limit Line Margin Read Level Ant Factor Cable Loss Preamp Factor APos TPos Remark MHz dBuV/m dBuV/m dB dBuV dB/m dB dB cm deg 1 5399.05 48.92 74.00 -25.08 38.96 34.14 8.46 32.64 148 56 PEAK 2 5468.05 48.48 68.30 -19.82 38.51 34.18 8.40 32.61 148 56 PEAK	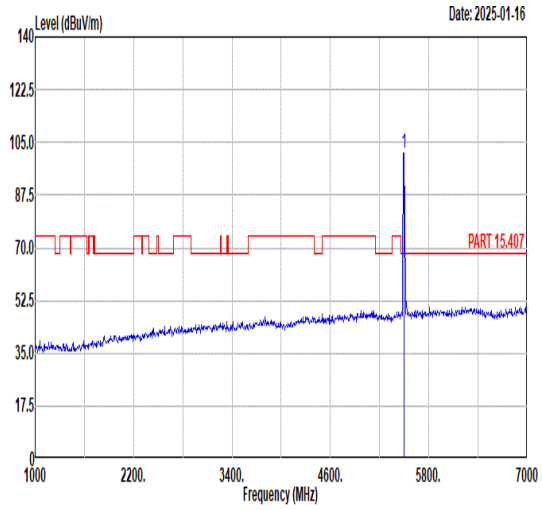 Freq Level Limit Line Margin Read Level Ant Factor Cable Loss Preamp Factor APos TPos Remark MHz dBuV/m dBuV/m dB dBuV dB/m dB dB cm deg 1 5500.00 101.65 ------ ------ 91.70 34.19 8.36 32.60 148 56 PEAK
Avg	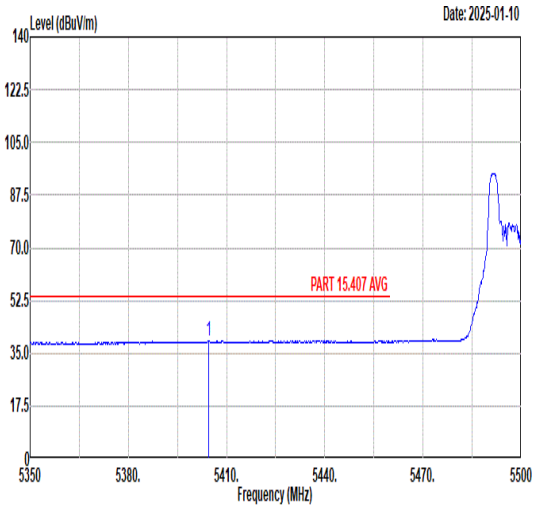 Freq Level Limit Line Margin Read Level Ant Factor Cable Loss Preamp Factor APos TPos Remark MHz dBuV/m dBuV/m dB dBuV dB/m dB dB cm deg 1 5404.60 39.19 54.00 -14.81 29.22 34.14 8.47 32.64 148 56 AVERAGE	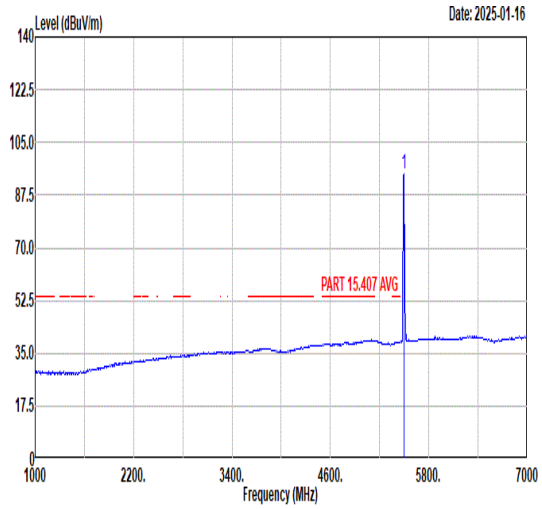 Freq Level Limit Line Margin Read Level Ant Factor Cable Loss Preamp Factor APos TPos Remark MHz dBuV/m dBuV/m dB dBuV dB/m dB dB cm deg 1 5500.00 94.37 ------ ------ 84.42 34.19 8.36 32.60 148 56 AVERAGE

Mode	31	
	Band Edge	
	U-NII-2C_5.47-5.725_802.11ax HE20_CH100_Partial_RU 26/0_5500MHz	
ANT	6	
Pol.	Vertical	Fundamental
Peak	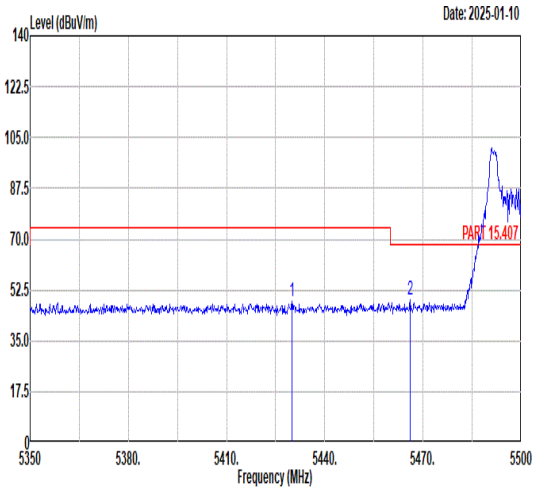 Freq Level Limit Line Margin Read Level Ant Factor Cable Loss Preamp Factor APos TPos Remark MHz dBuV/m dBuV/m dB dBuV dB/m dB dB cm deg 1 5429.95 48.39 74.00 -25.61 38.41 34.16 8.45 32.63 222 236 PEAK 2 5466.10 49.10 68.30 -19.20 39.13 34.18 8.40 32.61 222 236 PEAK	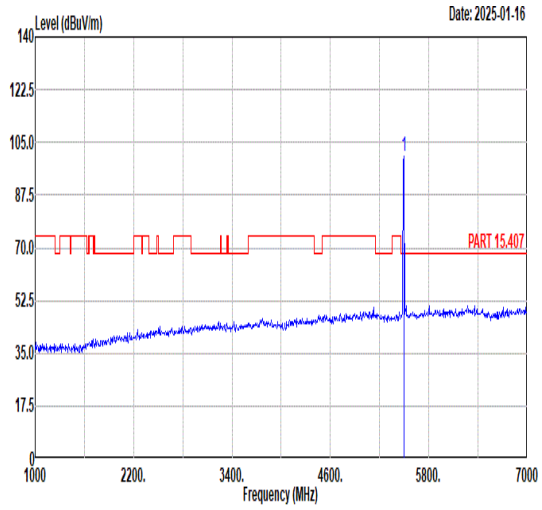 Freq Level Limit Line Margin Read Level Ant Factor Cable Loss Preamp Factor APos TPos Remark MHz dBuV/m dBuV/m dB dBuV dB/m dB dB cm deg 1 5500.00 100.42 ------ ------ 90.47 34.19 8.36 32.60 222 236 PEAK
Avg	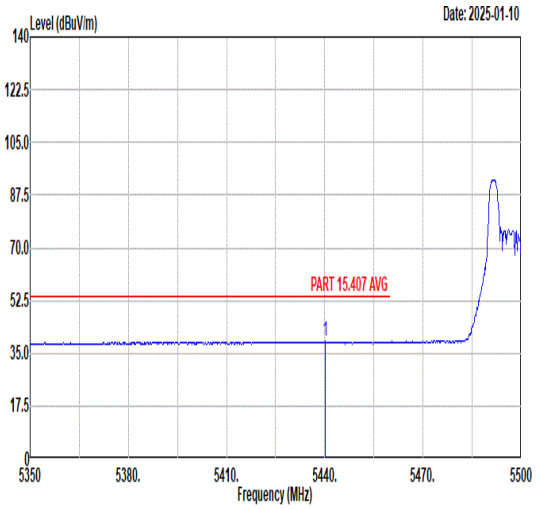 Freq Level Limit Line Margin Read Level Ant Factor Cable Loss Preamp Factor APos TPos Remark MHz dBuV/m dBuV/m dB dBuV dB/m dB dB cm deg 1 5440.15 38.86 54.00 -15.14 28.88 34.16 8.44 32.62 222 236 AVERAGE	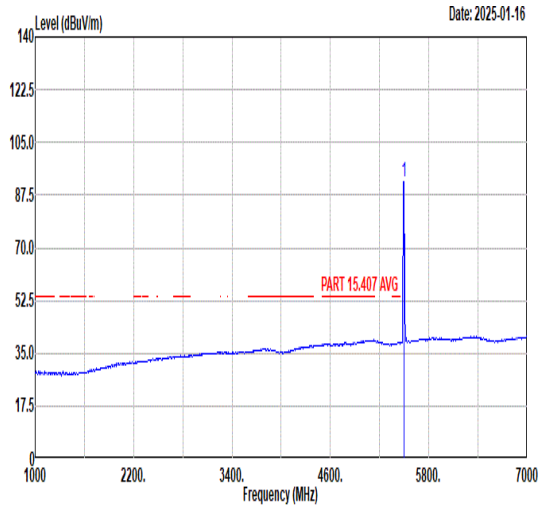 Freq Level Limit Line Margin Read Level Ant Factor Cable Loss Preamp Factor APos TPos Remark MHz dBuV/m dBuV/m dB dBuV dB/m dB dB cm deg 1 5500.00 91.99 ------ ------ 82.04 34.19 8.36 32.60 222 236 AVERAGE

Mode	32	
	Band Edge	
	U-NII-2C_5.47-5.725_802.11ax HE20_CH140_Partial_RU 26/8_5700MHz	
ANT	6	
Pol.	Horizontal	Fundamental
Peak	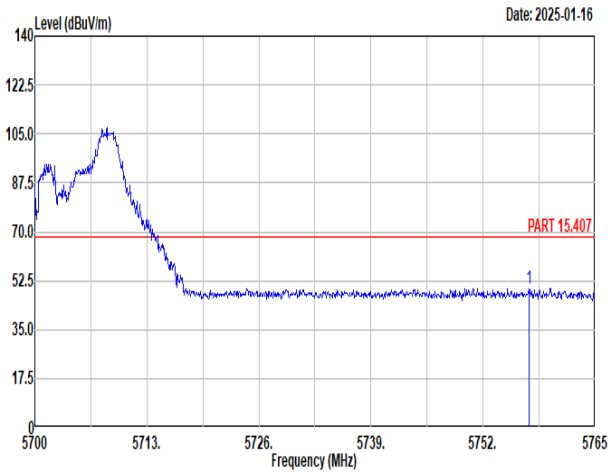 Freq Level Limit Line Margin Read Level Ant Factor Cable Loss Preamp Factor APos TPos Remark MHz dBuV/m dBuV/m dB dBuV dB/m dB dB cm deg 1 5757.33 49.91 68.30 -18.39 39.26 34.66 8.79 32.80 101 290 PEAK	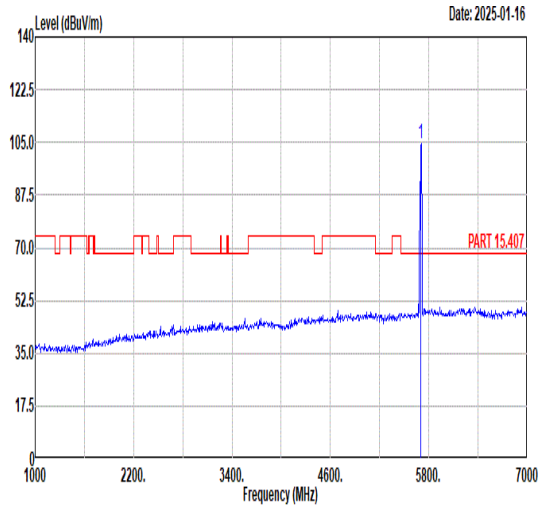 Freq Level Limit Line Margin Read Level Ant Factor Cable Loss Preamp Factor APos TPos Remark MHz dBuV/m dBuV/m dB dBuV dB/m dB dB cm deg 1 5700.00 104.64 ------ ------ 94.22 34.57 8.62 32.77 101 290 PEAK
Avg	Blank	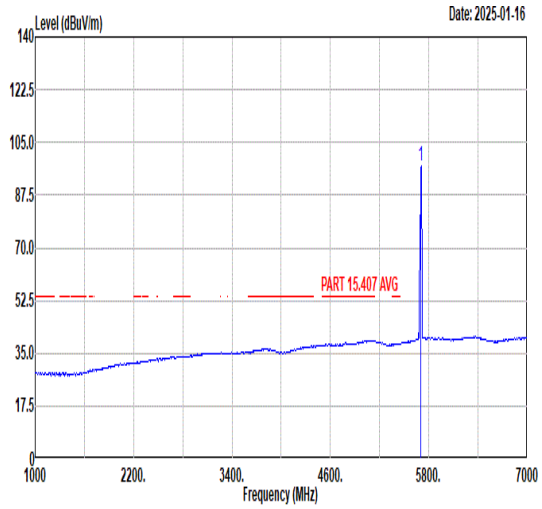 Freq Level Limit Line Margin Read Level Ant Factor Cable Loss Preamp Factor APos TPos Remark MHz dBuV/m dBuV/m dB dBuV dB/m dB dB cm deg 1 5700.00 97.08 ------ ------ 86.66 34.57 8.62 32.77 101 290 AVERAGE

Mode	32	
	Band Edge	
	U-NII-2C_5.47-5.725_802.11ax HE20_CH140_Partial_RU 26/8_5700MHz	
ANT	6	
Pol.	Vertical	Fundamental
Peak	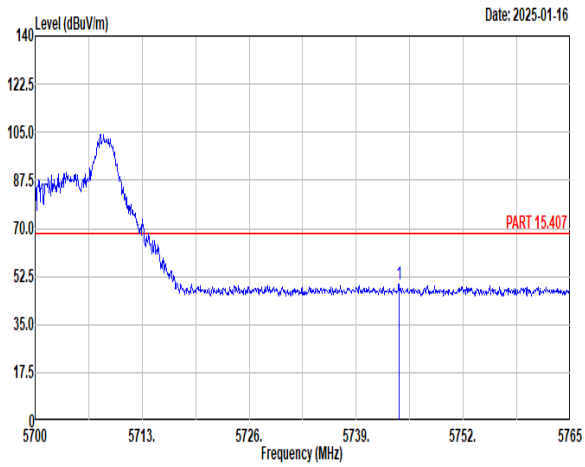 Freq Level Limit Line Margin Read Level Ant Factor Cable Loss Preamp Factor APos TPos Remark MHz dBuV/m dBuV/m dB dBuV dB/m dB dB cm deg 1 5744.20 49.74 68.30 -18.56 39.14 34.64 8.75 32.79 303 258 PEAK	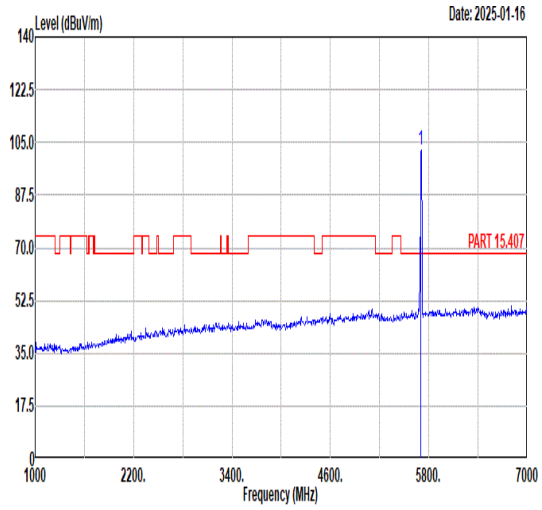 Freq Level Limit Line Margin Read Level Ant Factor Cable Loss Preamp Factor APos TPos Remark MHz dBuV/m dBuV/m dB dBuV dB/m dB dB cm deg 1 5700.00 102.30 ------ ------ 91.88 34.57 8.62 32.77 303 258 PEAK
Avg	Blank	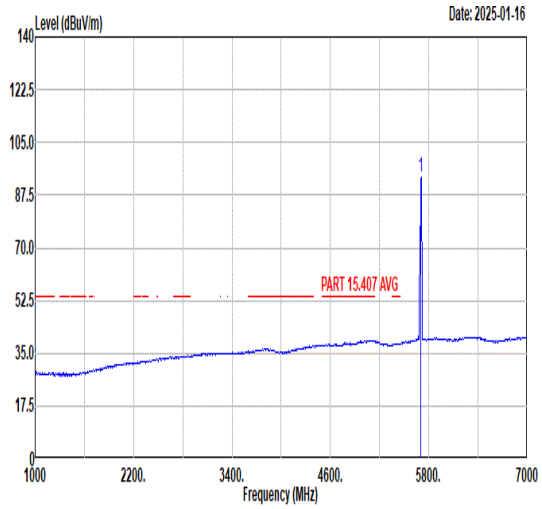 Freq Level Limit Line Margin Read Level Ant Factor Cable Loss Preamp Factor APos TPos Remark MHz dBuV/m dBuV/m dB dBuV dB/m dB dB cm deg 1 5700.00 93.73 ------ ------ 83.31 34.57 8.62 32.77 303 258 AVERAGE

Mode	33	
	Band Edge	
	U-NII-3_5.725-5.85_802.11a_CH149_5745MHz	
ANT	6	
Pol.	Horizontal	Fundamental
Peak	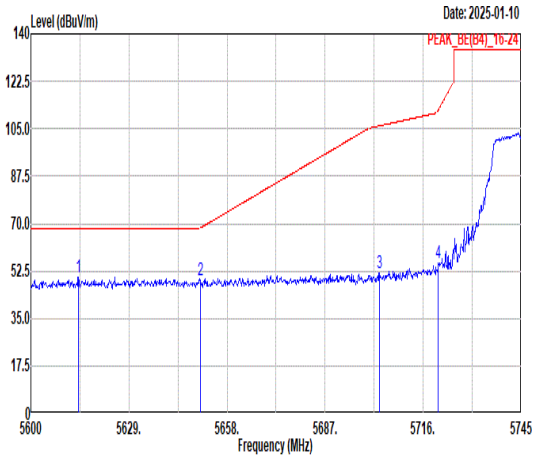 Freq Level Limit Line Margin Read Level Ant Factor Cable Loss Preamp Factor APos TPos Remark MHz dBuV/m dBuV/m dB dBuV dB/m dB dB cm deg 1 5614.07 50.09 68.30 -18.21 40.12 34.40 8.26 32.69 100 58 PEAK 2 5650.17 49.08 68.43 -19.35 38.93 34.47 8.40 32.72 100 58 PEAK 3 5703.10 51.71 106.07 -54.36 41.32 34.56 8.59 32.76 100 58 PEAK 4 5720.50 55.28 111.93 -56.65 44.81 34.59 8.66 32.78 100 58 PEAK	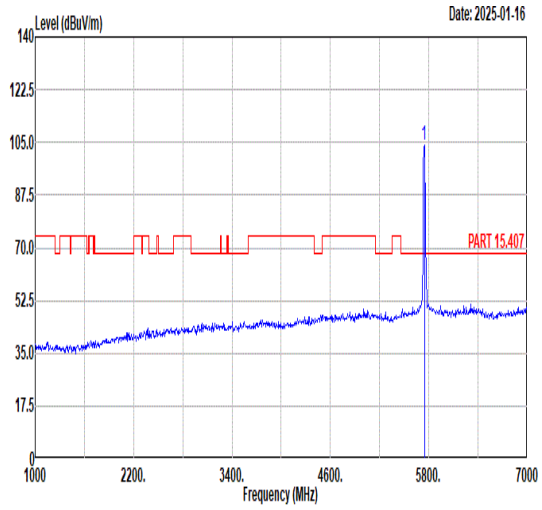 Freq Level Limit Line Margin Read Level Ant Factor Cable Loss Preamp Factor APos TPos Remark MHz dBuV/m dBuV/m dB dBuV dB/m dB dB cm deg 1 5745.00 104.07 ------ ------ 93.48 34.64 8.75 32.80 100 58 PEAK
Avg	Blank	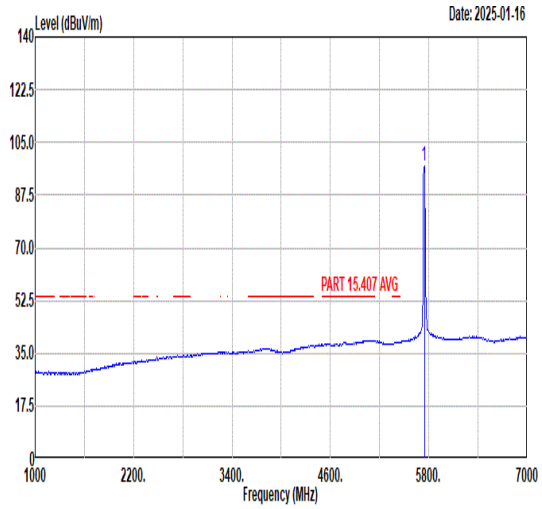 Freq Level Limit Line Margin Read Level Ant Factor Cable Loss Preamp Factor APos TPos Remark MHz dBuV/m dBuV/m dB dBuV dB/m dB dB cm deg 1 5745.00 97.04 ------ ------ 86.45 34.64 8.75 32.80 100 58 AVERAGE