

SMART HOME | SMART LIFE

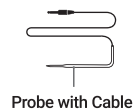
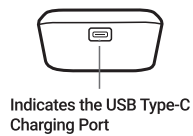
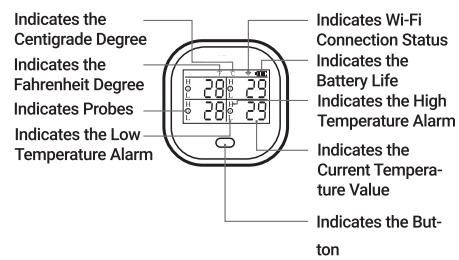
IBBQ-4T

Thermometer

Notes

- Please turn on GPS location if your phone is Android system. Google play requires it.
- Please make sure your wifi internet is 2.4GHz(Support IEEE 802.11b/g/n)
- Please don't submerged this unit into water and put in high temp place.
- Calibration range: $\pm 12^{\circ}\text{F}/\pm 7^{\circ}\text{C}$

01 Get to know the device



02 Quick Start Guide (Turn ON/OFF)

Press the power button for 1 second to turn on the device, press the power button for 3 seconds to turn it off.

03 Probe Installation

- Insert probes into the device when the power is turned on, then the device will display readings of the instant temperature.
- Please make sure probes are inserted into the center of the food to get accurate temperature readings.

04 Free App Download

- Search the **Pro** app from Google Play or App Store to download it for free, or you can scan the QR code to download it directly.



iOS



Android

Scan QR code to download

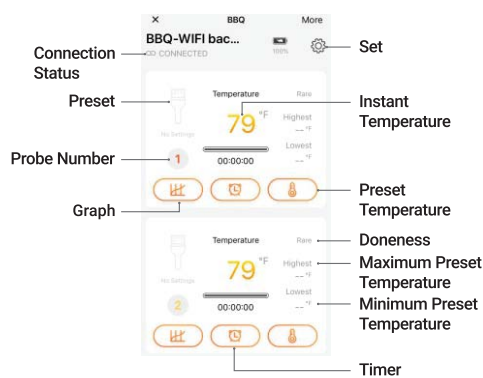
Pro APP

Please make sure all following requirements are met to download the app smoothly:

- Your iOS device must be running iOS 10.0 or above to download the **Pro app**.
- Your Android device must be running Android 4.4 or above to download the **Pro app**.

05 | Connect With Your Phone

- Register before using the **Pro app**. Select your Country/Region, enter your phone number or e-mail, then a verification code will be sent to you, enter it to confirm your identity and the registration is done.
- Quick press the button for 3 times to enter connecting mode, the upper right wifi icon will flash at this time.
- Open the app and click "+" or "add device" to start the connection.
- Confirm the rapidly blink on your app and enter your Wi-Fi password to connect to wireless network, click OK to connect the device.
- Connection succeed.
- If you have registered an account before, just log in directly.



06 Specification

- Dimensions: 88mmx88mmx39mm/3.46"x3.46"x1.54"
- Weight: 165g/5.82oz
- Battery: 2000mAh built-in lithium battery
- Short Time Measurement Range:
from 0°C to 300°C(32°F~572°F)
- Continuous Monitoring Range:
from 0°C to 250°C(32°F~482°F)
- Temperature Accuracy: $\pm 1^{\circ}\text{C}/\pm 1.8^{\circ}\text{F}$
- Wireless Connection: Wi-Fi Connection. Requires 2.4GHz Wi-Fi (Support IEEE 802.11b/g/n)
- Compatibility: iOS 10.0 or above, Android 4.4 or above
- Display Type: Black-and-white LCD
- Dimensions of LCD Display: 53mmx35mm
- Waterproof Grade: IPx3 Rated
- Data Storage: free App storage
- Calibration: $\pm 12^{\circ}\text{F}$

- Temperature Graph: which can display in app continuously and the data of temperature changes can be downloaded.

07 | Battery

- Battery Type: Rechargeable built-in lithium battery
Capacity: 2000mAh/7.4Wh
Adapter: 5V/1A

08 | Battery Charging

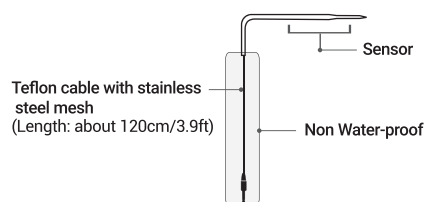
- The empty battery icon flashes when the battery goes below 20%.
- The charging battery icon flashes when the battery is under charging.
- The battery icon stays still when charging is done.
- The battery takes about 4 hours to refill and it will last about 26 hours without backlight once fully charged.
- Please use a 5V/1A adapter to charge the product.

09 | Warning

- The maximum temperature for short time measurement is 300°C/572°F and the maximum temperature

for long time measurement is 250°C/482°F, the probe and the metal wire will be burned out if the temperature go beyond the maximum number.

- Do not put probes or metal wire into fire or contact the heating tube directly.
- Do not put probes or the metal wire into water, it may lead to inaccurate measurements.
- Do not press probes and the metal wire too hard, it may damage the the plastic film of the wire and lead to short circuit.
- Please take off the silicon case before using the probe.



10 | Warranty

- We will provide 12 months warranty for all users since the purchasing date, please contact us if you need support or meet problems.

11 | Item List

- | | |
|------------------|------------------------|
| 1 Thermometer ×1 | 2 Probe ×4 |
| 3 USB Cable ×1 | 4 Probe Clip Holder ×2 |
| 5 Manual ×1 | 6 Warranty Card ×1 |

FCC Requirement

changes or modifications not expressly approved by the party responsible for compliance could void the user's authority to operate the equipment.

This device complies with Part 15 of the FCC Rules. Operation is subject to the following two conditions:

- (1) this device may not cause harmful interference, and
- (2) this device must accept any interference received, including interference that may cause undesired operation.

Note: This equipment has been tested and found to comply with the limits for a Class B digital device, pursuant to Part 15 of the FCC Rules. These limits are designed to provide reasonable protection against harmful interference in a residential installation. This

equipment generates, uses, and can radiate radio frequency energy, and if not installed and used in accordance with the instructions, may cause harmful interference to radio communications. However, there is no guarantee that interference will not occur in a particular installation. If this equipment does cause harmful interference to radio or television reception, which can be determined by turning the equipment off and on, the user is encouraged to try to correct the interference by one or more of the following measures:

- Reorient or relocate the receiving antenna.
- Increase the separation between the equipment and receiver.
- Connect the equipment into an outlet on a circuit different from that to which the receiver is connected.
- Consult the dealer or an experienced radio/TV technician for help.

This equipment complies with FCC radiation exposure limits set forth for an uncontrolled environment. This equipment should be installed and operated with a minimum distance of 20cm between the radiator & your body. This transmitter must not be co-located or operating in conjunction with any other antenna or transmitter.