

# USER MANUAL

NAUTICA

Thank you for choosing the  
Nautica Portable Wireless Speaker  
**URBAN SP600**

Designed for both style and performance, your new speaker features a premium fabric surface and vibrant LED lighting, making it the perfect blend of technology and design. Whether you're at home or on the go, enjoy powerful sound with a touch of elegance.

To make the most of your speaker, please take a moment to read the information below. Enjoy the experience!



After unpacking the product, charge it for 2 hours before using. Using it without charging can damage the battery.

Micro USB input

USB-C input DC5V

USB-A input



## Step 1



Press and hold the (⏻) ON/OFF button for 2 seconds. The LED indicator will flash blue, signaling that the speaker is in Bluetooth pairing mode.

Open the Bluetooth settings on your mobile device. Find and select "Nautica SP600" from the list to pair. The speaker will emit a tone, and the LED indicator will turn solid blue once successfully connected.



## Step 2

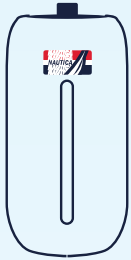
## Step 3



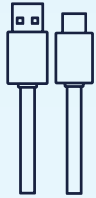
**Connection successful!**

You can now start playing music from your device.


## What's In The Box



Nautica SP600 Speaker



USB-C To USB-A  
Charging Cable



User's Manual

© Technofashion, Inc.  
All Rights Reserved.  
Designed in USA. Made in China.



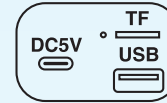
# NAUTICA

designed, manufactured, distributed by  
**TECHNOFASHION**

## How to Use

### Charging

Connect the provided Type-C charging cable to a power source and to the Type-C input port on the speaker. The LED indicator will glow red while charging. Once fully charged, the red LED will turn off.



### TF Card Play

Put a TF Card to connect your device through the TF socket on the back side of the unit.

### USB Drive Play

Put a USB Drive to connect your device through the USB socket on the back side of the unit.

## Technical Specifications

Bluetooth Version	5,3
Play Time Up to	8 Hours
Speaker Power Output PMPO	15W
Ambiance Light	YES
TWS Function	YES
Input Multimedia Units	TYPE C / TF / U disk
Driver Unit	1
Driver Size	2.05"
Subwoofer Unit	NO
Battery Type	Lithium Polymer

Battery Capacity	1200 mAh
Battery Protection	YES
Stand By Time	20 H
Charging Port Type	TYPE C
Hanging Support	YES
Package Content	SPEAKER , CHARGING CABLE
Product Material	ABS +FABRIC
Product Dimensions	4.13 *4.13 * 7.87"
Product Weight	410g/14.46 OZ
Recommended Usage	INDOOR / OUTDOOR
Waterproof / Resist	IP5
Impedance	30HM
SNR	≥85 dB
Warranty	12 MONTHS

## Safety And Maintenance

Before you use the device, read the following precautions carefully to ensure optimal product performance.

Keep the speaker away from heat sources, direct sunlight, humidity, water and other liquids, dust and lint.

Do not expose the unit to extremely high or low temperature as this will shorten the life of electronic devices, destroy the battery, or distort certain plastic parts.

Do not dispose of the unit in fire as it will result in an explosion. Batteries (battery pack or batteries installed) shall not be exposed to excessive place, such as direct sunshine, fire etc.

Avoid dropping the unit onto the floor. The internal circuit might get damaged. Do not use the speaker if it has been dropped or damaged.

Please do not disassemble, repair, or transform the product. Repairs to electrical equipment should only be performed by a qualified electrician. Improper repairs may place the user at serious risk.

Do not insert objects into any of the openings.

Do not use this speaker for any other purpose than intended.

Do not use abrasive cleaning solvents to clean the unit.

Do not expose the unit to contact with sharp objects as this will cause scratches and damage.

## Warranty Information

We do our best to make sure that this product is free from defects in materials and workmanship for a period of 1 year.

The following conditions must be met for your warranty claim to be approved:

You must have purchased the product from a Nautica or Technofashion authorized dealer.

You must provide proof as to the date of purchase from the Nautica or Technofashion authorized dealer.

You must have used the product only as intended and in accordance with the product's care instructions.

Within 12 months after the purchase, in case of the product is determined to be defective (at the date of original purchase) due to improper materials or workmanship, you are entitled to free repair or exchange of goods. The product should be returned to Technofashion. The warranty does not cover defects caused by third-party modifications, repairs, or replacement parts.

Punctures, scratches, normal wear and tear and the natural breakdown of colors and materials over extended time and use are not warranted. Warranty applies to the USA only.

We will make every effort to replace limited edition or discontinued products but cannot guarantee availability for replacement.

Any limited edition or discontinued product still under its applicable warranty that cannot be replaced with an identical product will be replaced with the equivalent model based on availability.

We may make changes to products and designs in the time you purchased your product and submitted a warranty claim.

Products repaired or replaced under this warranty may or may not incorporate these changes.

## Support

For any questions, email us at  
[support@technofashion.com](mailto:support@technofashion.com)

FCC ID: 2AZB0-N00037

This device complies with Part 15 of the FCC Rules. Operation is subject to the following two conditions: (1) this device may not cause harmful interference, and (2) this device must accept any interference received, including interference that may cause undesired operation.

This device has been tested and found complying with the limits for a Class B digital device, pursuant to Part 15 of the FCC Rules. These limits are designed to provide reasonable protection against harmful interference in a residential installation. This device generates, uses, and can radiate radio frequency energy and, if not installed and used in accordance with the instructions, may cause harmful interference to radio communications.

However, there is no guarantee that interference will not occur in a particular installation. If this device does cause harmful interference to radio or television reception, which can be determined by turning the device off and on, the user is encouraged to try to correct the interference by one or more of the following measures:

- Reorient or relocate the receiving antenna.
- Increase the separation between the device and receiver.
- Connect the device into an outlet on a circuit different from that to which the receiver is connected.
- Consult the dealer or an experienced radio/TV technician for help. Changes or modifications not expressly approved by the party responsible for compliance could void the user's authority to operate the equipment.



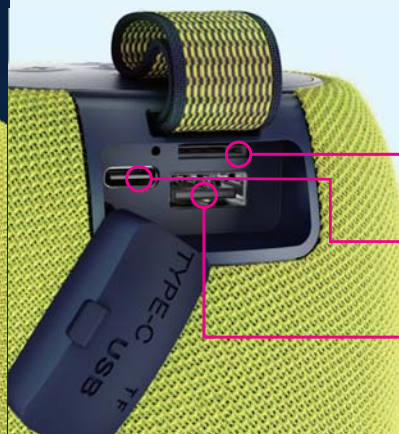
# USER MANUAL

NAUTICA

Thank you for choosing the  
Nautica Portable Wireless Speaker  
**URBAN SP600**

Designed for both style and performance, your new speaker features a premium fabric surface and vibrant LED lighting, making it the perfect blend of technology and design. Whether you're at home or on the go, enjoy powerful sound with a touch of elegance.

To make the most of your speaker, please take a moment to read the information below. Enjoy the experience!



After unpacking the product, charge it for 2 hours before using. Using it without charging can damage the battery.

Micro USB input

USB-C input DC5V

USB-A input



## Step 1



Press and hold the (⏻) ON/OFF button for 2 seconds. The LED indicator will flash blue, signaling that the speaker is in Bluetooth pairing mode.

Open the Bluetooth settings on your mobile device. Find and select "Nautica SP600" from the list to pair. The speaker will emit a tone, and the LED indicator will turn solid blue once successfully connected.



## Step 2

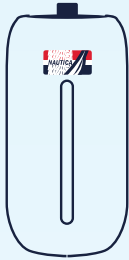
## Step 3



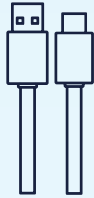
**Connection successful!**

You can now start playing music from your device.


## What's In The Box



Nautica SP600 Speaker



USB-C To USB-A  
Charging Cable



User's Manual

© Technofashion, Inc.  
All Rights Reserved.  
Designed in USA. Made in China.



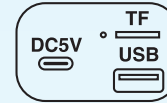
# NAUTICA

designed, manufactured, distributed by  
**TECHNOFASHION**

## How to Use

### Charging

Connect the provided Type-C charging cable to a power source and to the Type-C input port on the speaker. The LED indicator will glow red while charging. Once fully charged, the red LED will turn off.



### TF Card Play

Put a TF Card to connect your device through the TF socket on the back side of the unit.

### USB Drive Play

Put a USB Drive to connect your device through the USB socket on the back side of the unit.

## Technical Specifications

Bluetooth Version	5,3
Play Time Up to	8 Hours
Speaker Power Output PMPO	15W
Ambiance Light	YES
TWS Function	YES
Input Multimedia Units	TYPE C / TF / U disk
Driver Unit	1
Driver Size	2.05"
Subwoofer Unit	NO
Battery Type	Lithium Polymer

Battery Capacity	1200 mAh
Battery Protection	YES
Stand By Time	20 H
Charging Port Type	TYPE C
Hanging Support	YES
Package Content	SPEAKER , CHARGING CABLE
Product Material	ABS +FABRIC
Product Dimensions	4.13 *4.13 * 7.87"
Product Weight	410g/14.46 OZ
Recommended Usage	INDOOR / OUTDOOR
Waterproof / Resist	IP5
Impedance	30HM
SNR	≥85 dB
Warranty	12 MONTHS

## Safety And Maintenance

Before you use the device, read the following precautions carefully to ensure optimal product performance.

Keep the speaker away from heat sources, direct sunlight, humidity, water and other liquids, dust and lint.

Do not expose the unit to extremely high or low temperature as this will shorten the life of electronic devices, destroy the battery, or distort certain plastic parts.

Do not dispose of the unit in fire as it will result in an explosion. Batteries (battery pack or batteries installed) shall not be exposed to excessive place, such as direct sunshine, fire etc.

Avoid dropping the unit onto the floor. The internal circuit might get damaged. Do not use the speaker if it has been dropped or damaged.

Please do not disassemble, repair, or transform the product. Repairs to electrical equipment should only be performed by a qualified electrician. Improper repairs may place the user at serious risk.

Do not insert objects into any of the openings.

Do not use this speaker for any other purpose than intended.

Do not use abrasive cleaning solvents to clean the unit.

Do not expose the unit to contact with sharp objects as this will cause scratches and damage.

## Warranty Information

We do our best to make sure that this product is free from defects in materials and workmanship for a period of 1 year.

The following conditions must be met for your warranty claim to be approved:

You must have purchased the product from a Nautica or Technofashion authorized dealer.

You must provide proof as to the date of purchase from the Nautica or Technofashion authorized dealer.

You must have used the product only as intended and in accordance with the product's care instructions.

Within 12 months after the purchase, in case of the product is determined to be defective (at the date of original purchase) due to improper materials or workmanship, you are entitled to free repair or exchange of goods. The product should be returned to Technofashion. The warranty does not cover defects caused by third-party modifications, repairs, or replacement parts.

Punctures, scratches, normal wear and tear and the natural breakdown of colors and materials over extended time and use are not warranted. Warranty applies to the USA only.

We will make every effort to replace limited edition or discontinued products but cannot guarantee availability for replacement.

Any limited edition or discontinued product still under its applicable warranty that cannot be replaced with an identical product will be replaced with the equivalent model based on availability.

We may make changes to products and designs in the time you purchased your product and submitted a warranty claim.

Products repaired or replaced under this warranty may or may not incorporate these changes.

## Support

For any questions, email us at  
[support@technofashion.com](mailto:support@technofashion.com)

FCC ID: 2AZB0-N00037

This device complies with Part 15 of the FCC Rules. Operation is subject to the following two conditions: (1) this device may not cause harmful interference, and (2) this device must accept any interference received, including interference that may cause undesired operation.

This device has been tested and found complying with the limits for a Class B digital device, pursuant to Part 15 of the FCC Rules. These limits are designed to provide reasonable protection against harmful interference in a residential installation. This device generates, uses, and can radiate radio frequency energy and, if not installed and used in accordance with the instructions, may cause harmful interference to radio communications.

However, there is no guarantee that interference will not occur in a particular installation. If this device does cause harmful interference to radio or television reception, which can be determined by turning the device off and on, the user is encouraged to try to correct the interference by one or more of the following measures:

- Reorient or relocate the receiving antenna.
- Increase the separation between the device and receiver.
- Connect the device into an outlet on a circuit different from that to which the receiver is connected.
- Consult the dealer or an experienced radio/TV technician for help. Changes or modifications not expressly approved by the party responsible for compliance could void the user's authority to operate the equipment.



# USER MANUAL

NAUTICA

Thank you for choosing the  
Nautica Portable Wireless Speaker  
**URBAN SP600**

Designed for both style and performance, your new speaker features a premium fabric surface and vibrant LED lighting, making it the perfect blend of technology and design. Whether you're at home or on the go, enjoy powerful sound with a touch of elegance.

To make the most of your speaker, please take a moment to read the information below. Enjoy the experience!



## Step 1



Press and hold the (⏻) ON/OFF button for 2 seconds. The LED indicator will flash blue, signaling that the speaker is in Bluetooth pairing mode.

Open the Bluetooth settings on your mobile device. Find and select "Nautica SP600" from the list to pair. The speaker will emit a tone, and the LED indicator will turn solid blue once successfully connected.



## Step 2

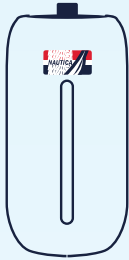
## Step 3



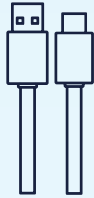
**Connection successful!**

You can now start playing music from your device.


## What's In The Box



Nautica SP600 Speaker



USB-C To USB-A  
Charging Cable



User's Manual

© Technofashion, Inc.  
All Rights Reserved.  
Designed in USA. Made in China.



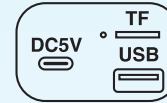
# NAUTICA

designed, manufactured, distributed by  
**TECHNOFASHION**

## How to Use

### Charging

Connect the provided Type-C charging cable to a power source and to the Type-C input port on the speaker. The LED indicator will glow red while charging. Once fully charged, the red LED will turn off.



### TF Card Play

Put a TF Card to connect your device through the TF socket on the back side of the unit.

### USB Drive Play

Put a USB Drive to connect your device through the USB socket on the back side of the unit.

## Technical Specifications

Bluetooth Version	5,3
Play Time Up to	8 Hours
Speaker Power Output PMPO	15W
Ambiance Light	YES
TWS Function	YES
Input Multimedia Units	TYPE C / TF / U disk
Driver Unit	1
Driver Size	2.05"
Subwoofer Unit	NO
Battery Type	Lithium Polymer

Battery Capacity	1200 mAh
Battery Protection	YES
Stand By Time	20 H
Charging Port Type	TYPE C
Hanging Support	YES
Package Content	SPEAKER , CHARGING CABLE
Product Material	ABS +FABRIC
Product Dimensions	4.13 *4.13 * 7.87"
Product Weight	410g/14.46 OZ
Recommended Usage	INDOOR / OUTDOOR
Waterproof / Resist	IP5
Impedance	30HM
SNR	≥85 dB
Warranty	12 MONTHS

## Safety And Maintenance

Before you use the device, read the following precautions carefully to ensure optimal product performance.

Keep the speaker away from heat sources, direct sunlight, humidity, water and other liquids, dust and lint.

Do not expose the unit to extremely high or low temperature as this will shorten the life of electronic devices, destroy the battery, or distort certain plastic parts.

Do not dispose of the unit in fire as it will result in an explosion. Batteries (battery pack or batteries installed) shall not be exposed to excessive place, such as direct sunshine, fire etc.

Avoid dropping the unit onto the floor. The internal circuit might get damaged. Do not use the speaker if it has been dropped or damaged.

Please do not disassemble, repair, or transform the product. Repairs to electrical equipment should only be performed by a qualified electrician. Improper repairs may place the user at serious risk.

Do not insert objects into any of the openings.

Do not use this speaker for any other purpose than intended.

Do not use abrasive cleaning solvents to clean the unit.

Do not expose the unit to contact with sharp objects as this will cause scratches and damage.

## Warranty Information

We do our best to make sure that this product is free from defects in materials and workmanship for a period of 1 year.

The following conditions must be met for your warranty claim to be approved:

You must have purchased the product from a Nautica or Technofashion authorized dealer.

You must provide proof as to the date of purchase from the Nautica or Technofashion authorized dealer.

You must have used the product only as intended and in accordance with the product's care instructions.

Within 12 months after the purchase, in case of the product is determined to be defective (at the date of original purchase) due to improper materials or workmanship, you are entitled to free repair or exchange of goods. The product should be returned to Technofashion. The warranty does not cover defects caused by third-party modifications, repairs, or replacement parts.

Punctures, scratches, normal wear and tear and the natural breakdown of colors and materials over extended time and use are not warranted. Warranty applies to the USA only.

We will make every effort to replace limited edition or discontinued products but cannot guarantee availability for replacement.

Any limited edition or discontinued product still under its applicable warranty that cannot be replaced with an identical product will be replaced with the equivalent model based on availability.

We may make changes to products and designs in the time you purchased your product and submitted a warranty claim.

Products repaired or replaced under this warranty may or may not incorporate these changes.

## Support

For any questions, email us at  
[support@technofashion.com](mailto:support@technofashion.com)

FCC ID: 2AZB0-N00037

This device complies with Part 15 of the FCC Rules. Operation is subject to the following two conditions: (1) this device may not cause harmful interference, and (2) this device must accept any interference received, including interference that may cause undesired operation.

This device has been tested and found complying with the limits for a Class B digital device, pursuant to Part 15 of the FCC Rules. These limits are designed to provide reasonable protection against harmful interference in a residential installation. This device generates, uses, and can radiate radio frequency energy and, if not installed and used in accordance with the instructions, may cause harmful interference to radio communications.

However, there is no guarantee that interference will not occur in a particular installation. If this device does cause harmful interference to radio or television reception, which can be determined by turning the device off and on, the user is encouraged to try to correct the interference by one or more of the following measures:

- Reorient or relocate the receiving antenna.
- Increase the separation between the device and receiver.
- Connect the device into an outlet on a circuit different from that to which the receiver is connected.
- Consult the dealer or an experienced radio/TV technician for help. Changes or modifications not expressly approved by the party responsible for compliance could void the user's authority to operate the equipment.



# USER MANUAL

NAUTICA

Thank you for choosing the  
Nautica Portable Wireless Speaker  
**URBAN SP600**

Designed for both style and performance, your new speaker features a premium fabric surface and vibrant LED lighting, making it the perfect blend of technology and design. Whether you're at home or on the go, enjoy powerful sound with a touch of elegance.

To make the most of your speaker, please take a moment to read the information below. Enjoy the experience!



After unpacking the product, charge it for 2 hours before using. Using it without charging can damage the battery.

Micro USB input

USB-C input DC5V

USB-A input



## Step 1



Press and hold the (⏻) ON/OFF button for 2 seconds. The LED indicator will flash blue, signaling that the speaker is in Bluetooth pairing mode.

Open the Bluetooth settings on your mobile device. Find and select "Nautica SP600" from the list to pair. The speaker will emit a tone, and the LED indicator will turn solid blue once successfully connected.



## Step 2

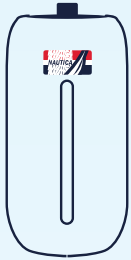
## Step 3



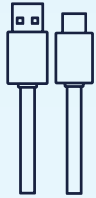
**Connection successful!**

You can now start playing music from your device.


## What's In The Box



Nautica SP600 Speaker



USB-C To USB-A  
Charging Cable



User's Manual

© Technofashion, Inc.  
All Rights Reserved.  
Designed in USA. Made in China.



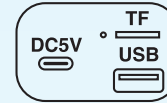
# NAUTICA

designed, manufactured, distributed by  
**TECHNOFASHION**

## How to Use

### Charging

Connect the provided Type-C charging cable to a power source and to the Type-C input port on the speaker. The LED indicator will glow red while charging. Once fully charged, the red LED will turn off.



### TF Card Play

Put a TF Card to connect your device through the TF socket on the back side of the unit.

### USB Drive Play

Put a USB Drive to connect your device through the USB socket on the back side of the unit.

## Technical Specifications

Bluetooth Version	5,3
Play Time Up to	8 Hours
Speaker Power Output PMPO	15W
Ambiance Light	YES
TWS Function	YES
Input Multimedia Units	TYPE C / TF / U disk
Driver Unit	1
Driver Size	2.05"
Subwoofer Unit	NO
Battery Type	Lithium Polymer

Battery Capacity	1200 mAh
Battery Protection	YES
Stand By Time	20 H
Charging Port Type	TYPE C
Hanging Support	YES
Package Content	SPEAKER , CHARGING CABLE
Product Material	ABS +FABRIC
Product Dimensions	4.13 *4.13 * 7.87"
Product Weight	410g/14.46 OZ
Recommended Usage	INDOOR / OUTDOOR
Waterproof / Resist	IP5
Impedance	30HM
SNR	≥85 dB
Warranty	12 MONTHS

## Safety And Maintenance

Before you use the device, read the following precautions carefully to ensure optimal product performance.

Keep the speaker away from heat sources, direct sunlight, humidity, water and other liquids, dust and lint.

Do not expose the unit to extremely high or low temperature as this will shorten the life of electronic devices, destroy the battery, or distort certain plastic parts.

Do not dispose of the unit in fire as it will result in an explosion. Batteries (battery pack or batteries installed) shall not be exposed to excessive place, such as direct sunshine, fire etc.

Avoid dropping the unit onto the floor. The internal circuit might get damaged. Do not use the speaker if it has been dropped or damaged.

Please do not disassemble, repair, or transform the product. Repairs to electrical equipment should only be performed by a qualified electrician. Improper repairs may place the user at serious risk.

Do not insert objects into any of the openings.

Do not use this speaker for any other purpose than intended.

Do not use abrasive cleaning solvents to clean the unit.

Do not expose the unit to contact with sharp objects as this will cause scratches and damage.

## Warranty Information

We do our best to make sure that this product is free from defects in materials and workmanship for a period of 1 year.

The following conditions must be met for your warranty claim to be approved:

You must have purchased the product from a Nautica or Technofashion authorized dealer.

You must provide proof as to the date of purchase from the Nautica or Technofashion authorized dealer.

You must have used the product only as intended and in accordance with the product's care instructions.

Within 12 months after the purchase, in case of the product is determined to be defective (at the date of original purchase) due to improper materials or workmanship, you are entitled to free repair or exchange of goods. The product should be returned to Technofashion. The warranty does not cover defects caused by third-party modifications, repairs, or replacement parts.

Punctures, scratches, normal wear and tear and the natural breakdown of colors and materials over extended time and use are not warranted. Warranty applies to the USA only.

We will make every effort to replace limited edition or discontinued products but cannot guarantee availability for replacement.

Any limited edition or discontinued product still under its applicable warranty that cannot be replaced with an identical product will be replaced with the equivalent model based on availability.

We may make changes to products and designs in the time you purchased your product and submitted a warranty claim.

Products repaired or replaced under this warranty may or may not incorporate these changes.

## Support

For any questions, email us at  
[support@technofashion.com](mailto:support@technofashion.com)

FCC ID: 2AZB0-N00037

This device complies with Part 15 of the FCC Rules. Operation is subject to the following two conditions: (1) this device may not cause harmful interference, and (2) this device must accept any interference received, including interference that may cause undesired operation.

This device has been tested and found complying with the limits for a Class B digital device, pursuant to Part 15 of the FCC Rules. These limits are designed to provide reasonable protection against harmful interference in a residential installation. This device generates, uses, and can radiate radio frequency energy and, if not installed and used in accordance with the instructions, may cause harmful interference to radio communications.

However, there is no guarantee that interference will not occur in a particular installation. If this device does cause harmful interference to radio or television reception, which can be determined by turning the device off and on, the user is encouraged to try to correct the interference by one or more of the following measures:

- Reorient or relocate the receiving antenna.
- Increase the separation between the device and receiver.
- Connect the device into an outlet on a circuit different from that to which the receiver is connected.
- Consult the dealer or an experienced radio/TV technician for help. Changes or modifications not expressly approved by the party responsible for compliance could void the user's authority to operate the equipment.



# USER MANUAL

NAUTICA

Thank you for choosing the  
Nautica Portable Wireless Speaker  
**URBAN SP600**

Designed for both style and performance, your new speaker features a premium fabric surface and vibrant LED lighting, making it the perfect blend of technology and design. Whether you're at home or on the go, enjoy powerful sound with a touch of elegance.

To make the most of your speaker, please take a moment to read the information below. Enjoy the experience!



## Step 1



Press and hold the (⏻) ON/OFF button for 2 seconds. The LED indicator will flash blue, signaling that the speaker is in Bluetooth pairing mode.

Open the Bluetooth settings on your mobile device. Find and select "Nautica SP600" from the list to pair. The speaker will emit a tone, and the LED indicator will turn solid blue once successfully connected.



## Step 2

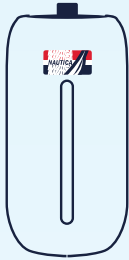
## Step 3



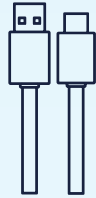
**Connection successful!**

You can now start playing music from your device.


## What's In The Box



Nautica SP600 Speaker



USB-C To USB-A  
Charging Cable



User's Manual

© Technofashion, Inc.  
All Rights Reserved.  
Designed in USA. Made in China.



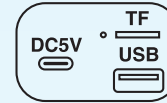
# NAUTICA

designed, manufactured, distributed by  
**TECHNOFASHION**

## How to Use

### Charging

Connect the provided Type-C charging cable to a power source and to the Type-C input port on the speaker. The LED indicator will glow red while charging. Once fully charged, the red LED will turn off.



### TF Card Play

Put a TF Card to connect your device through the TF socket on the back side of the unit.

### USB Drive Play

Put a USB Drive to connect your device through the USB socket on the back side of the unit.

## Technical Specifications

Bluetooth Version	5,3
Play Time Up to	8 Hours
Speaker Power Output PMPO	15W
Ambiance Light	YES
TWS Function	YES
Input Multimedia Units	TYPE C / TF / U disk
Driver Unit	1
Driver Size	2.05"
Subwoofer Unit	NO
Battery Type	Lithium Polymer

Battery Capacity	1200 mAh
Battery Protection	YES
Stand By Time	20 H
Charging Port Type	TYPE C
Hanging Support	YES
Package Content	SPEAKER , CHARGING CABLE
Product Material	ABS +FABRIC
Product Dimensions	4.13 *4.13 * 7.87"
Product Weight	410g/14.46 OZ
Recommended Usage	INDOOR / OUTDOOR
Waterproof / Resist	IP5
Impedance	30HM
SNR	≥85 dB
Warranty	12 MONTHS

## Safety And Maintenance

Before you use the device, read the following precautions carefully to ensure optimal product performance.

Keep the speaker away from heat sources, direct sunlight, humidity, water and other liquids, dust and lint.

Do not expose the unit to extremely high or low temperature as this will shorten the life of electronic devices, destroy the battery, or distort certain plastic parts.

Do not dispose of the unit in fire as it will result in an explosion. Batteries (battery pack or batteries installed) shall not be exposed to excessive place, such as direct sunshine, fire etc.

Avoid dropping the unit onto the floor. The internal circuit might get damaged. Do not use the speaker if it has been dropped or damaged.

Please do not disassemble, repair, or transform the product. Repairs to electrical equipment should only be performed by a qualified electrician. Improper repairs may place the user at serious risk.

Do not insert objects into any of the openings.

Do not use this speaker for any other purpose than intended.

Do not use abrasive cleaning solvents to clean the unit.

Do not expose the unit to contact with sharp objects as this will cause scratches and damage.

## Warranty Information

We do our best to make sure that this product is free from defects in materials and workmanship for a period of 1 year.

The following conditions must be met for your warranty claim to be approved:

You must have purchased the product from a Nautica or Technofashion authorized dealer.

You must provide proof as to the date of purchase from the Nautica or Technofashion authorized dealer.

You must have used the product only as intended and in accordance with the product's care instructions.

Within 12 months after the purchase, in case of the product is determined to be defective (at the date of original purchase) due to improper materials or workmanship, you are entitled to free repair or exchange of goods. The product should be returned to Technofashion. The warranty does not cover defects caused by third-party modifications, repairs, or replacement parts.

Punctures, scratches, normal wear and tear and the natural breakdown of colors and materials over extended time and use are not warranted. Warranty applies to the USA only.

We will make every effort to replace limited edition or discontinued products but cannot guarantee availability for replacement.

Any limited edition or discontinued product still under its applicable warranty that cannot be replaced with an identical product will be replaced with the equivalent model based on availability.

We may make changes to products and designs in the time you purchased your product and submitted a warranty claim.

Products repaired or replaced under this warranty may or may not incorporate these changes.

## Support

For any questions, email us at  
[support@technofashion.com](mailto:support@technofashion.com)

FCC ID: 2AZB0-N00037

This device complies with Part 15 of the FCC Rules. Operation is subject to the following two conditions: (1) this device may not cause harmful interference, and (2) this device must accept any interference received, including interference that may cause undesired operation.

This device has been tested and found complying with the limits for a Class B digital device, pursuant to Part 15 of the FCC Rules. These limits are designed to provide reasonable protection against harmful interference in a residential installation. This device generates, uses, and can radiate radio frequency energy and, if not installed and used in accordance with the instructions, may cause harmful interference to radio communications.

However, there is no guarantee that interference will not occur in a particular installation. If this device does cause harmful interference to radio or television reception, which can be determined by turning the device off and on, the user is encouraged to try to correct the interference by one or more of the following measures:

- Reorient or relocate the receiving antenna.
- Increase the separation between the device and receiver.
- Connect the device into an outlet on a circuit different from that to which the receiver is connected.
- Consult the dealer or an experienced radio/TV technician for help. Changes or modifications not expressly approved by the party responsible for compliance could void the user's authority to operate the equipment.