160*70MM 80书写纸 正反面单色印刷 风琴折 再对折

正 反

1

物品清单

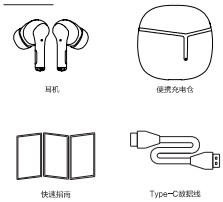

产品介绍

开机配对

打开充电仓的盖子把耳机取出，当L ED灯闪烁时耳机将进入自动配对模式。

充电操作

耳机充电中LED灯：充电中，蓝灯亮。充满电，灯灭。

电池仓充电LED灯：充电中，红灯闪。充满电，红灯亮。

List of items

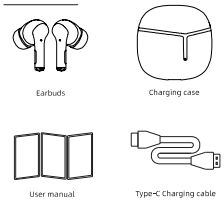

Product introduction

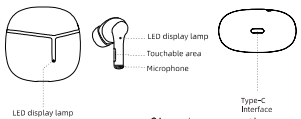

Power on pairing

Open the cover of the charging case and remove the earbuds.When the LED lights flash alternately, the earbuds will enter automatic pairing mode.

Charging operation

During charging, the blue light is constantly on

Fully charged, the charging case light is off, and the earphones lights are off

Charging LED indicator for the charging case: During charging, red light flashing. Fully charged, red light on.

2

蓝牙配对

⊗取出

左右耳机分别从充电仓取出

在耳机开机状态下

确保手机蓝牙打开，在设备中搜索T670进行配对

配对成功

⊗放入

充电仓自动为耳机充电耳机进入关机状态

首次需打开手机界面手动搜索连接，之后每次打开充电仓拿出耳机，耳机都将自动与设备配对连接

Bluetooth pairing

⊗ Take out

Open the charging case and take out the wireless earphone

When the wireless earphone is turned on

Mobile Bluetooth is turned on, and the device name is searched for T670 for pairing

Pairing succeeded

⊗ Put into

The charging case automatically charges the wireless earphone, and thewireless earphone is turned off

For the first time, you need to open the mobile phone interface to manually search for connections. After that, each time you open the charging case and take out the wireless earphone, the wireless earphone will automatically pair and connect with the device.

3

使用操作

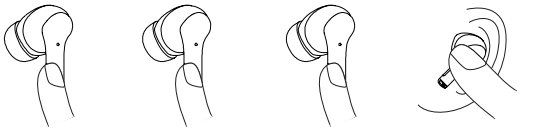

对耳模式

插放/暂停：单击L/R

接听/挂断电话：单击L/R

拒接电话:长按L/R1.5秒

对耳模式

上一曲：双击左耳

下一曲：双击右耳

对耳模式

音量+：三击左耳

音量-：三击右耳

对耳模式

开机：取出耳机自动开机 /长按3秒

关机，关闭充电仓自动关机 / 长按5秒/

在未连接状态下耳机5分钟自动关机

召唤语音助手：长按2秒L/R

Operation

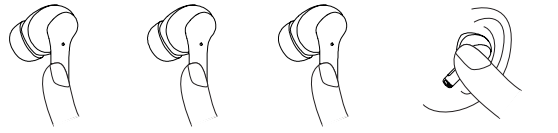

Binaural mode

Play/Pause: Single click L/R

Answer/end a call: Single click L/R

Reject a Call: Long press L/R for 1.5 seconds

Binaural mode

Previous Track: Double-click the L earbud

Double-click the R earbud

Binaural mode

Volume Up: Triple-click the L earbud

Volume Down: Triple-click the R earbud

Binaural mode

Power On: Take out earbuds to power on / long press 3S

Power Off: Put earbuds back to charging case / long press 5S/ Earbuds automatically power off after 5 mins in disconnected state

Activate Voice Assistant: Long press the L/R for 2S

4

耳机佩戴

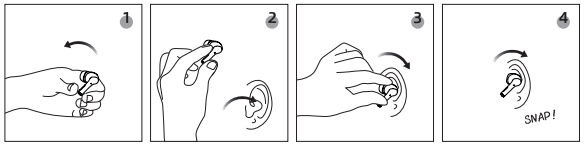

1、拿出耳机

2、顺着耳后佩戴

3、调整耳机至舒适位置

4、耳机准备就绪

Wireless earphone wearing

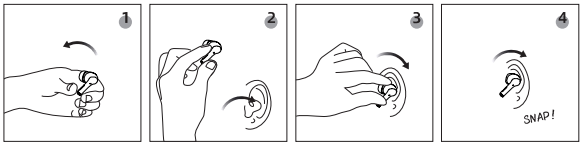

1. Take out the wireless earphone

2. Wear along the back of the ear

3. Adjust the headset to a comfortable position

4. Headphones ready

5

产品参数

产品型号	T670
蓝牙版本	蓝牙5.3
耳机电池	25MAH
充电仓电池	300MAH
充电接口	Type-C 连接口
充电时长	1.5H
蓝牙连接输送距离	10M
待机时间	100天
音乐时间	3小时

注意事项

- 长时间使用耳机可能会造成听力损害，请合理安排使用时间
- 请勿使用不合格充电器和高电压电流充电
- 请勿弯折，避免损害通道产品质量
- 请勿自行拆解，修理或改造本产品
- 请勿使用化学溶剂擦拭本产品

Product parameters

Product Model	T670
Bluetooth version	Bluetooth5.3
Earphone battery	25MAH
Charging case battery	300MAH
Charging interface	Type-C connector
charging time	1.5H
Bluetooth transmission distance	10M
Standby time	100Days
Music time	3H

Matters needing attention

- Long time use of earphones may cause hearing damage, please arrange your time reasonably
- Do not use unqualified chargers and high-voltage current for charging
- Do not throw to avoid product damage due to falling
- Do not disassemble, repair or modify this product by yourself
- Do not use chemical solvents to wipe this product

6

产品中有害物质名称及含量

部件名称	有害物质					
	铅（Pb）	汞（Hg）	镉（Cd）	六价铬（Cr(VI)）	多溴联苯（PBB）	多溴二苯醚（PBDE）
印刷电路组件	○	○	○	○	○	○
外壳/辅助部件	○	○	○	○	○	○

本表格依据SJ/T11364的规定编制

○表示该有害物质在该部件的均质材料中的含量符合GB/T26572规定限量要求以下。

×表示该部件至少在该部件的某一均质材料中的含量超出GB26572规定的限量要求。

表单内"×"的部件，其安全和技术发展水平限制而无法实现有害物质替代。

本表格依据SJ/T11364的规定编制

印刷电路组件"包括印刷电路板及其组成件，电子元器件等。

我的产品保证不含表格内所列产品可能含有以上所有物质。

10 环保使用期限 此标志的数字代表在正常使用条件下的产品有毒有害物质不会发生外泄的期限。

三包凭证

本产品售后服务承诺严格按照《中华人民共和国消费者权益保护法》、《中华人民共和国产品质量法》和《三包规定》执行。

产品名称：电子烟、电子烟雾化器产品型号、品牌、生产日期、规格、颜色、数量、型号以当事人商办理。

1.自交付之日起7日内，本产品出现非人为因素的质量问题，凭有效票证原单换新机。

2.自交付之日起15天内，本产品出现非人为因素的质量问题，凭有效票证原单换同型号产品。

3.自交付之日起1个月内，本产品出现非人为因素的质量问题，凭有效票证原单换同型号产品。

4.自交付之日起3个月内，本产品出现非人为因素的质量问题，凭有效票证原单换同型号产品。

保修条款

1.本产品自购买日期起享有一年保修。

2.以下情况不在保修范围内：

a.以非正常方式使用产生的损坏（如：长时间使用充电仓不拔出耳机，长时间使用高音量，长时间使用耳机进行通话时间超过2小时，使用过程中掉落，使用过程中进水，使用过程中受到外力挤压等）

b.自行拆机维修造成的损坏（如：拆卸、改装、更换内部元件，使用非原厂配件进行充电，清洁耳机，更换耳塞、外壳等）

c.耳机表面、或接触充电仓触点脏污，未及时清洁，导致充电不良。

d.因使用、或接触有毒有害物质造成的。

产品保修卡	产品型号： 购买日期： 年 月 日
保修事项	口 7天退换 口 15天内换货 口 一年保修
购买者信息	姓名： 电话： 联系地址：

交接人：

产品型号：T670

执行标准：GB4706.1-2022

检测结果：合格

检验员：

FCC ID: 2A2BW-M0035

Product introduction

The name and content of harmful substances in the earbuds

Part Names	Hazardous Substances					
	Pb	Hg	Cd	Cr(VI)	PBB	PBDE
Printed circuit assembly	○	○	○	○	○	○
Small structural parts/auxiliary parts	○	○	○	○	○	○

This form is compiled in accordance with SJ/T11364.

○ indicates that the toxic and harmful substances in all homogeneous materials of the part is in accordance with the limit required by GB/T26572.

× indicates that the toxic and harmful substances in at least one of the homogeneous materials of the part exceeds the limit requirements specified in GB/T26572.

The parts marked with "×" on the form are not feasible due to the technological and other limitations of the development. Substitution of substances.

The product is not a component and their accessories contain electronic components, and it depends on the product. I would like to remind you that the product may contain all the above components.

10 The electronic and electrical products sold in the People's Republic of China must mark this 10 year. The number in the logo represents the product under normal use Environmental protection use period.

Warranty certificate

After-sales service commitment of this product is strict accordance with the Law of the People's Republic of China on the Protection of Consumer Rights and Interests and the Law of the People's Republic of China on Product Quality. Pre-sales service: Product name, brand, production date, specification, color, quantity, model and the parties shall be subject to the agreement.

1. Within 7 days from the next day after you sign for the product, the faults that are not caused by human factors, you can handle the clean exchange or repair services free of charge according to the warranty.

2. Within 15 months from the next day when you sign for it, the product will be repaired free of charge after the fault is caused by human factors, the product will be replaced with the same model product.

3. Within 1 month from the next day after you sign for it, the product will be replaced with the same model product if the fault is caused by human factors.

4. Within 3 months from the next day after you sign for it, the product will be replaced with the same model product if the fault is caused by human factors.

Warranty regulations

1. This product has a free one-year warranty.

2. The following situations are not in the warranty scope:

a. Improper use of the product (such as: long-time use of the charging case without pulling out the headset, long-time use of high volume, long-time use of the headset for more than 2 hours, dropping during use, falling during use, being squeezed by external forces during use, etc.)

b. Self-disassembly maintenance causes damage (such as: disassembly, modification, replacement of internal components, use of non-original accessories for charging, cleaning headsets, replacement of earbuds, shells, etc.)

c. The surface of the headset, or the contact point of the charging case, is not cleaned in time, resulting in poor charging.

d. Damage caused by the use of or contact with toxic and harmful substances.

Product warranty card	Purchase date: year month date
Warranty items	☐ Not in stock ☐ Delivery replacement ☐ Repair warranty
Buyer information	Contact person: Telephone: Contact address:

Certificate of qualification

Product model: T670

Implement standards: GB4706.1-2022

Test results: Qualified

Inspector:

FCC ID: 2A2BW-M0035

This device complies with Part 15 of the FCC Rules. Operation is subject to the following two conditions:
(1) this device may not cause harmful interference, and
(2) this device must accept any interference received, including interference that may cause undesired operation

This device has been tested and found to comply with the limits for a Class B digital device, pursuant to Part 15 of the FCC Rules. These limits are designed to provide reasonable protection against harmful interference in a residential installation. This device generates, uses and can radiate radio frequency energy and, if not installed and used in accordance with the instructions, may cause harmful interference to radio communications.
However, there is no guarantee that interference will not occur in a particular installation. If this device does cause harmful interference to radio or television reception, which can be determined by turning the device off and on, the user is encouraged to try to correct the interference by one or more of the following measures:
--Reorient or relocate the receiving antenna.
--Increase the separation between the device and receiver.
--Connect the device into an outlet on a circuit different from that to which the receiver is connected.
--Consult the dealer or an experienced radio/TV technician for help

Changes or modifications not expressly approved by the party responsible for compliance could void the user's authority to operate the equipment