


Test setup photos of EUT


1. Orthogonal plane of EUT

- The testing was set in the three orthogonal planes and measured for each position (X, Y, Z).

X-axis





Y-axis



Model Name: Hemonitor H1




2. Photos of Radiated Spurious Emission Test (Below 1)




Model Name: Hemonitor H1

3. Photo of Radiated Spurious Emission Test (Above 1)




4. Photo of Conducted Test



Model Name: Hemonitor H1

5. Photos of AC Power Line Conducted test



Model Name: Hemonitor H1