

## TEST SETUP PHOTOGRAPHS

Photo of Power Line Conducted Emission Measurement - Front View







Photo of Power Line Conducted Emission Measurement - Side View



**Radiated Spurious Emissions Test View (9kHz-30MHz)**




**Radiated Spurious Emissions Test View (30MHz-1GHz)**







**Radiated Spurious Emissions Test View (1GHz-18GHz)**



**Radiated Spurious Emissions Test Side View (18GHz-25GHz)**



**Radiated Spurious Emissions Test Front View (18GHz-25GHz)**



\*\*\*\*\*END\*\*\*\*\*