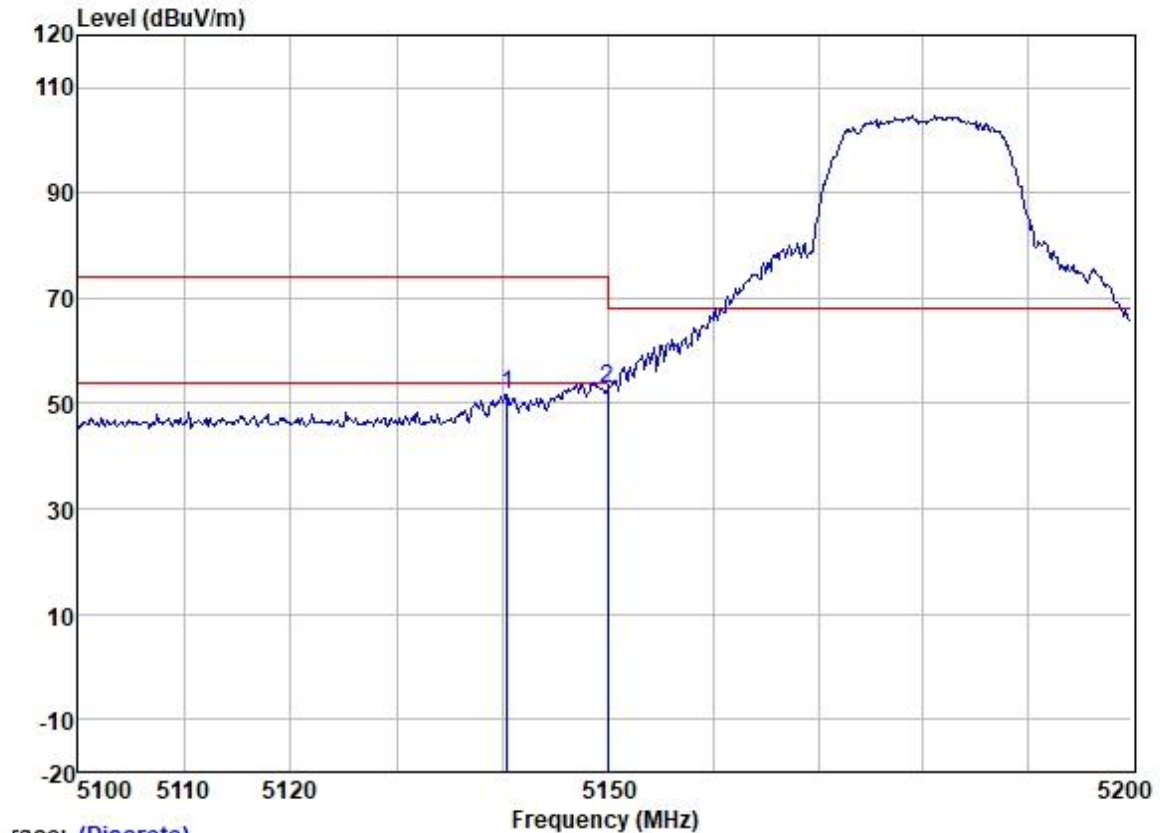


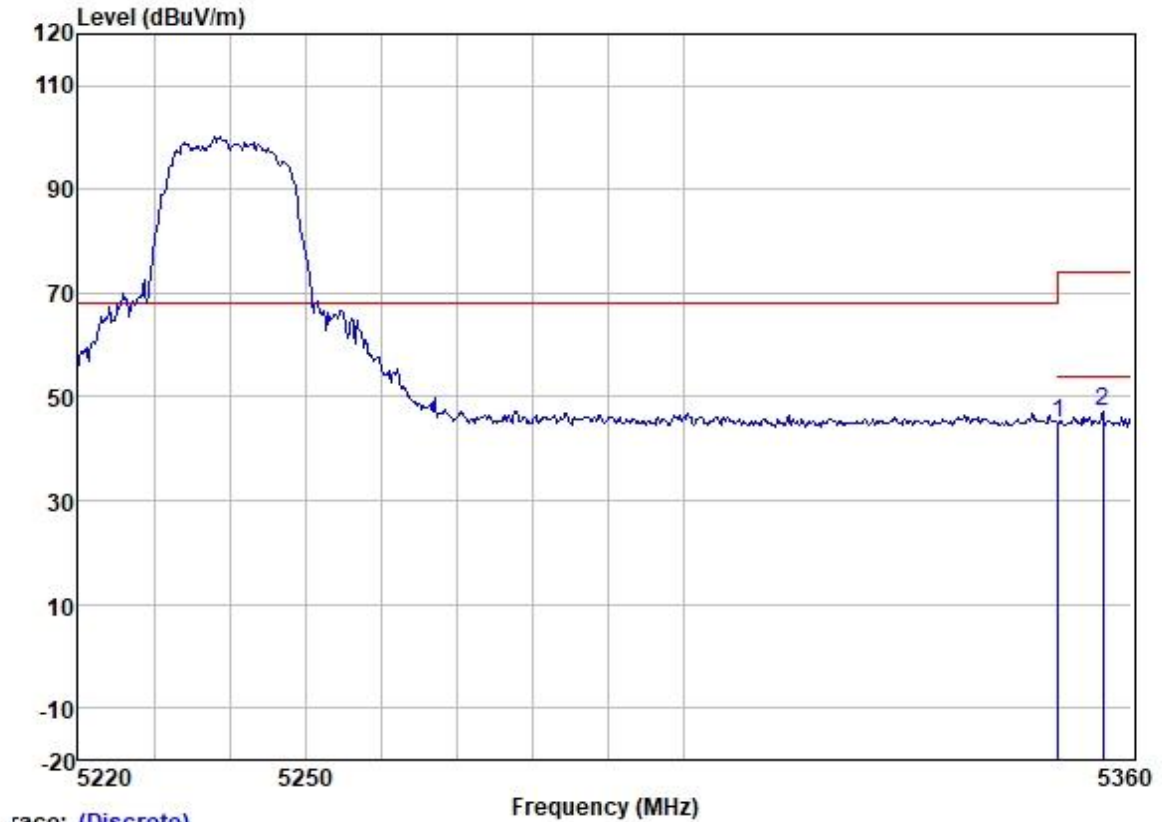
Test Mode: 04; Polarity: Horizontal; Modulation:802.11a; Bandwidth:20MHz; Channel:Low



Trace: (Discrete)

	ReadAntenna	Cable	Preamp		Limit	Over			
Freq	Level	Factor	Loss	Factor	Level	Line	Limit	Pol/Phase	Remark
MHz	dBuV	dB/m	dB	dB	dBuV/m	dBuV/m	dB		
1	5140.466	50.77	31.72	5.63	36.31	51.81	74.00	-22.19	HORIZONTAL Peak
2	5150.000	51.84	31.72	5.62	36.31	52.87	68.20	-15.33	HORIZONTAL Peak

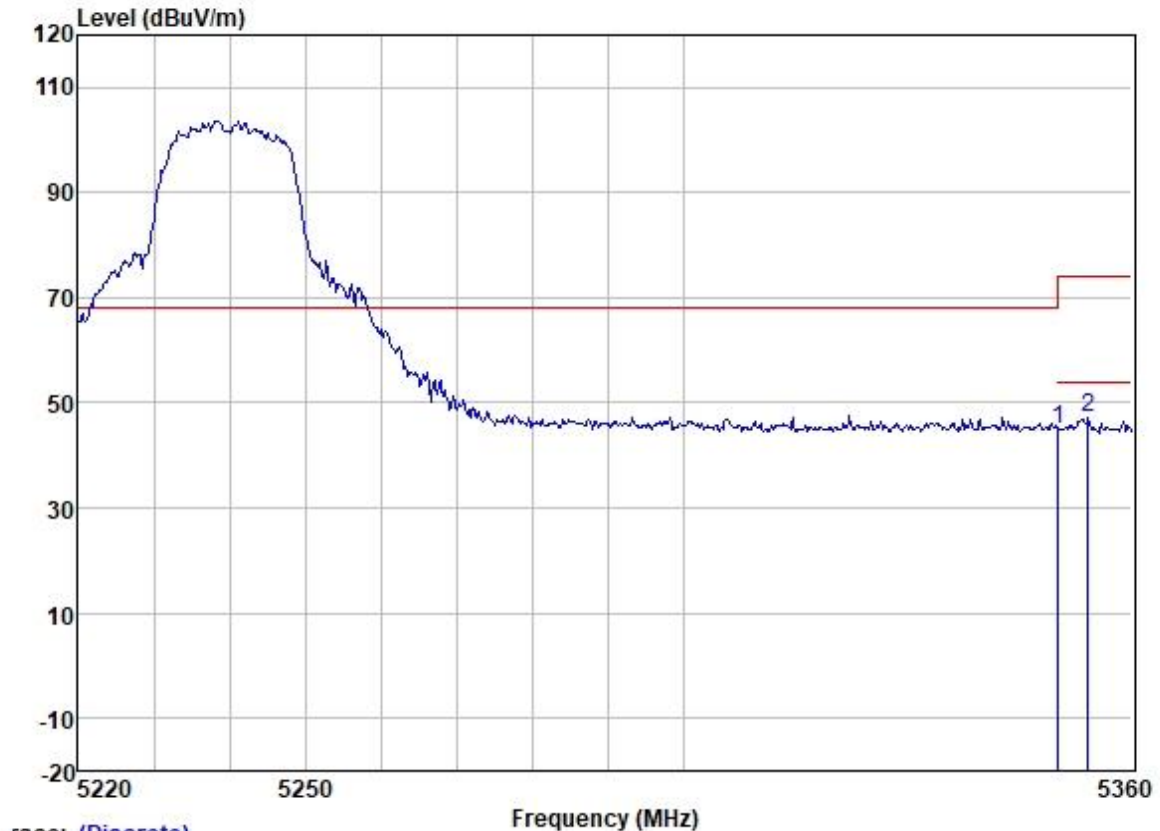
Test Mode: 04; Polarity: Vertical; Modulation:802.11a; Bandwidth:20MHz; Channel: High



Trace: (Discrete)

	Read	Antenna	Cable	Preamp	Level	Limit	Over	Pol/Phase	Remark
Freq	Level	Factor	Loss	Factor	Level	Line	Limit		
MHz	dBuV	dB/m	dB	dB	dBuV/m	dBuV/m	dB		
1	5350.000	43.26	31.77	6.05	36.24	44.84	68.20	-23.36	VERTICAL Peak
2	5356.029	45.47	31.78	6.03	36.24	47.04	74.00	-26.96	VERTICAL Peak

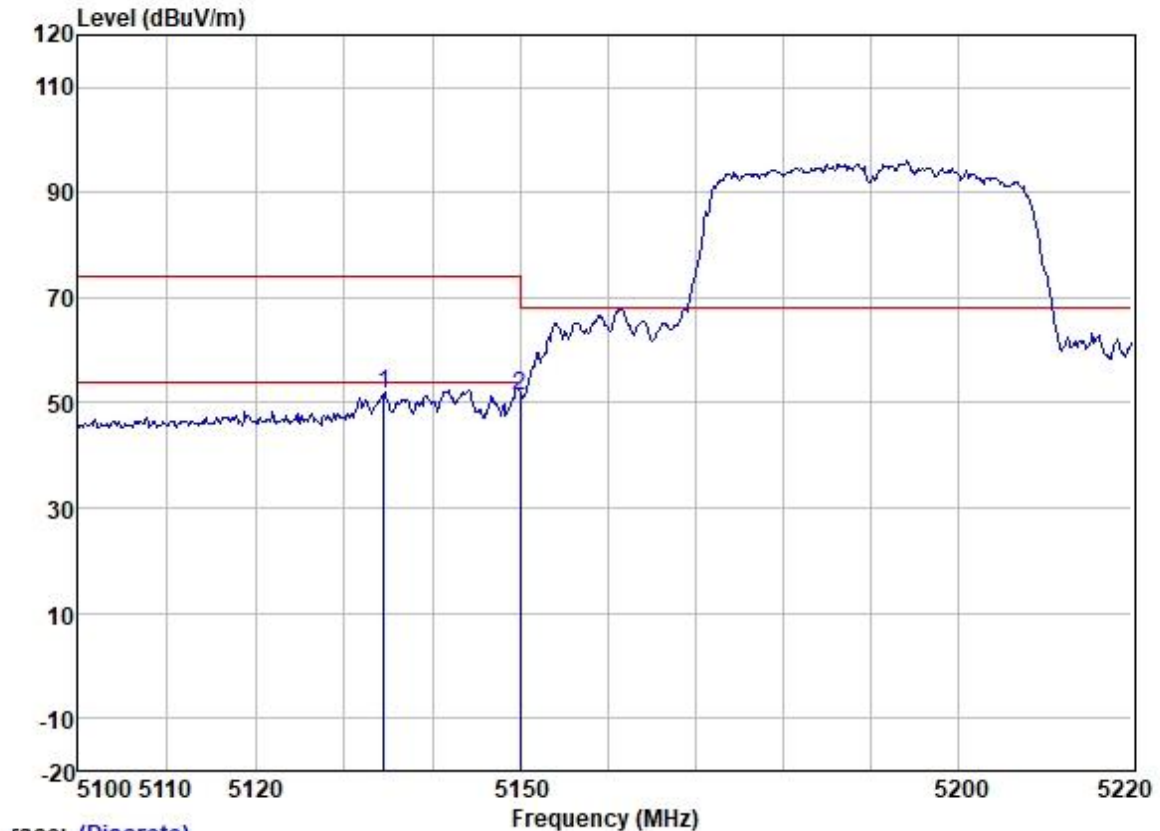
Test Mode: 04; Polarity: Horizontal; Modulation:802.11a; Bandwidth:20MHz; Channel: High



Trace: (Discrete)

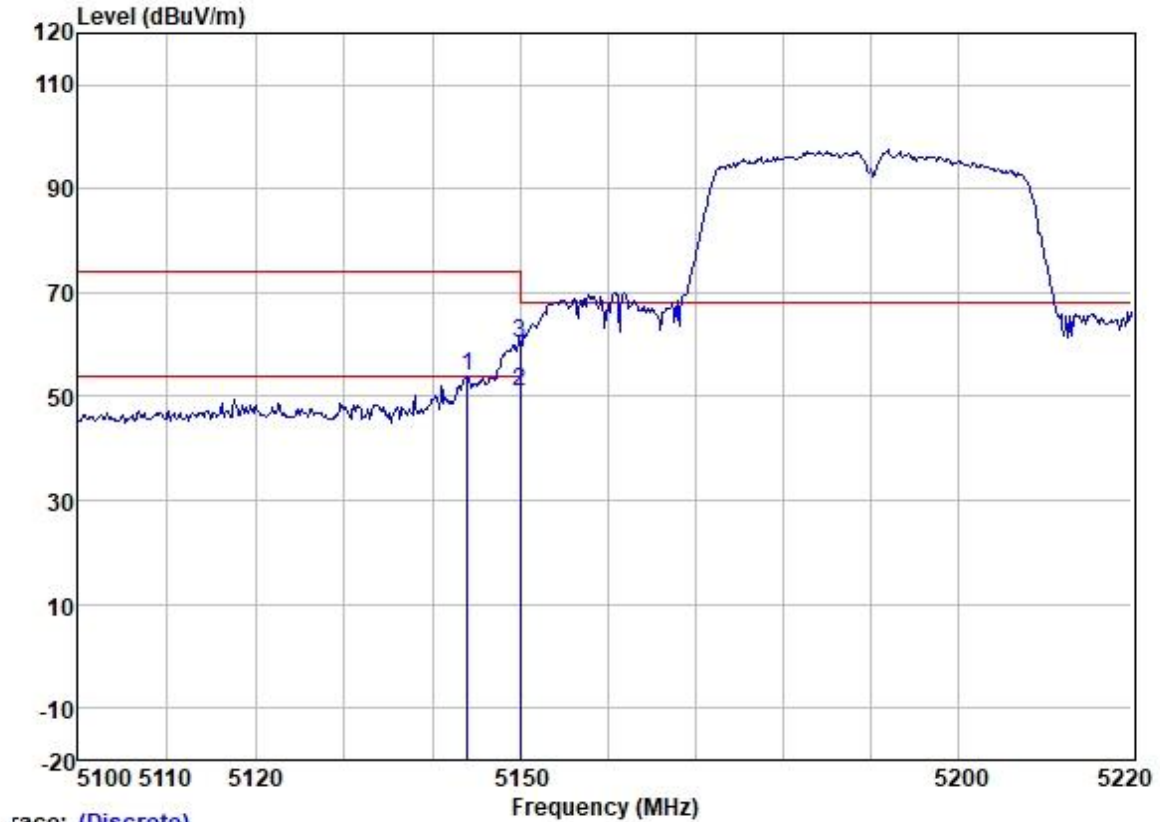
	ReadAntenna	Cable	Preamp	Limit	Over				
Freq	Level	Factor	Loss	Factor	Level	Line	Limit	Pol/Phase	Remark
MHz	dBuV	dB/m	dB	dB	dBuV/m	dBuV/m	dB		
1 5350.000	43.47	31.77	6.05	36.24	45.05	68.20	-23.15	HORIZONTAL	Peak
2 5354.045	45.67	31.77	6.05	36.24	47.25	74.00	-26.75	HORIZONTAL	Peak

Test Mode: 04; Polarity: Vertical; Modulation:802.11n; Bandwidth:40MHz; Channel:Low



	ReadAntenna	Cable	Preamp		Limit	Over			
Freq	Level	Factor	Loss	Factor	Level	Line	Limit	Pol/Phase	Remark
MHz	dBuV	dB/m	dB	dB	dBuV/m	dBuV/m	dB		
1	5134.513	50.57	31.72	5.63	36.32	51.60	74.00	-22.40	VERTICAL Peak
2	5150.000	50.33	31.72	5.62	36.31	51.36	68.20	-16.84	VERTICAL Peak

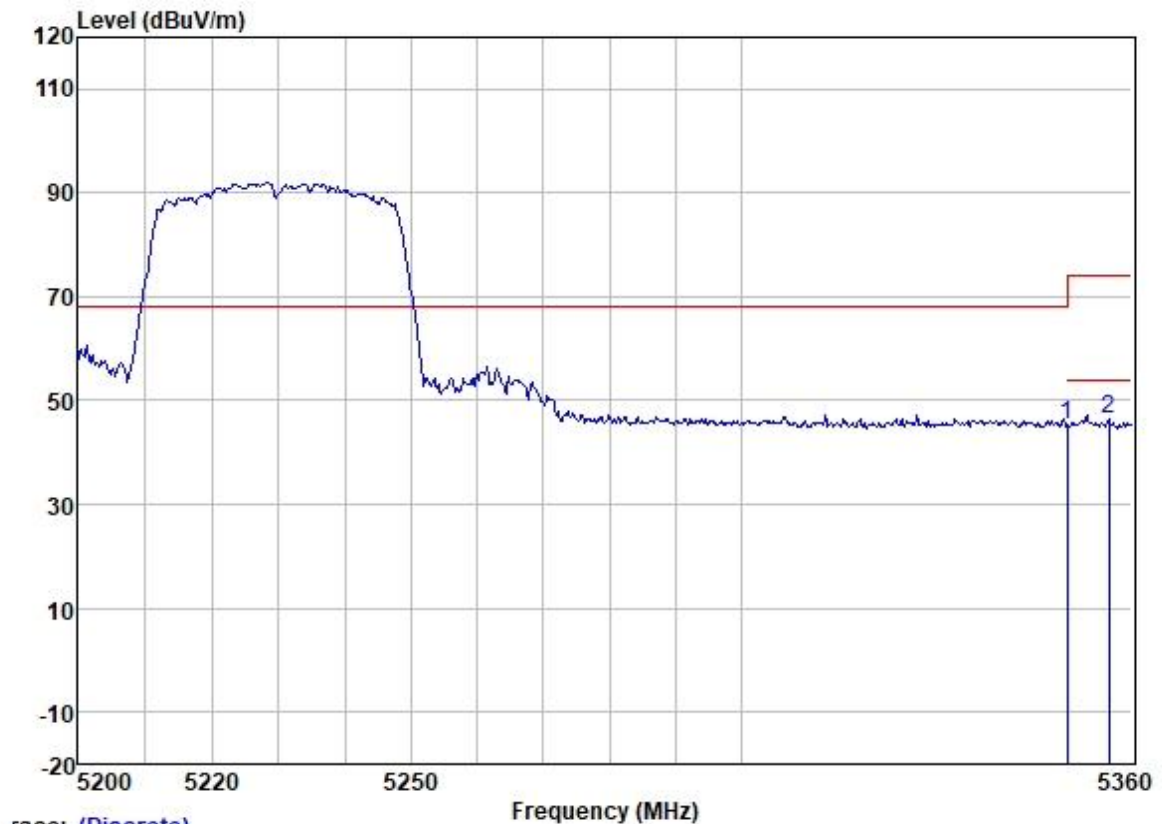
Test Mode: 04; Polarity: Horizontal; Modulation:802.11n; Bandwidth:40MHz; Channel:Low



Trace: (Discrete)

	Freq	Read Level	Antenna Factor	Cable Loss	Preamp Factor	Level	Limit Line	Over Limit	Pol/Phase	Remark
	MHz	dBuV	dB/m	dB	dB	dBuV/m	dBuV/m	dB		
1	5143.956	52.97	31.72	5.62	36.31	54.00	74.00	-20.00	HORIZONTAL	Peak
2	5150.000	49.90	31.72	5.62	36.31	50.93	54.00	-3.07	HORIZONTAL	Average
3	5150.000	59.23	31.72	5.62	36.31	60.26	68.20	-7.94	HORIZONTAL	Peak

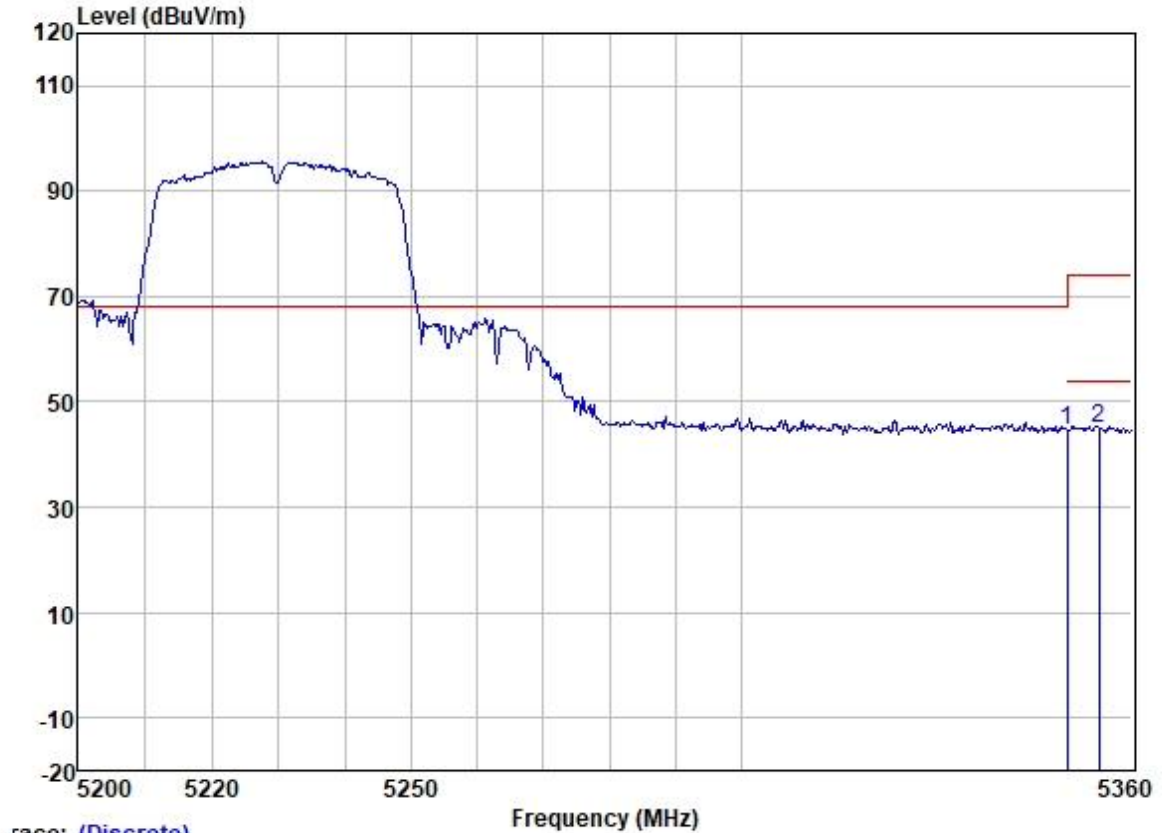
Test Mode: 04; Polarity: Vertical; Modulation:802.11n; Bandwidth:40MHz; Channel: High



Trace: (Discrete)

	Freq	ReadAntenna	Cable	Preamp	Level	Limit	Over	Pol/Phase	Remark
	MHz	Level	Factor	Loss	Factor	Line	Limit		
	MHz	dBuV	dB/m	dB	dB	dBuV/m	dBuV/m	dB	
1	5350.000	43.61	31.77	6.05	36.24	45.19	68.20	-23.01	VERTICAL Peak
2	5356.428	44.86	31.78	6.03	36.24	46.43	74.00	-27.57	VERTICAL Peak

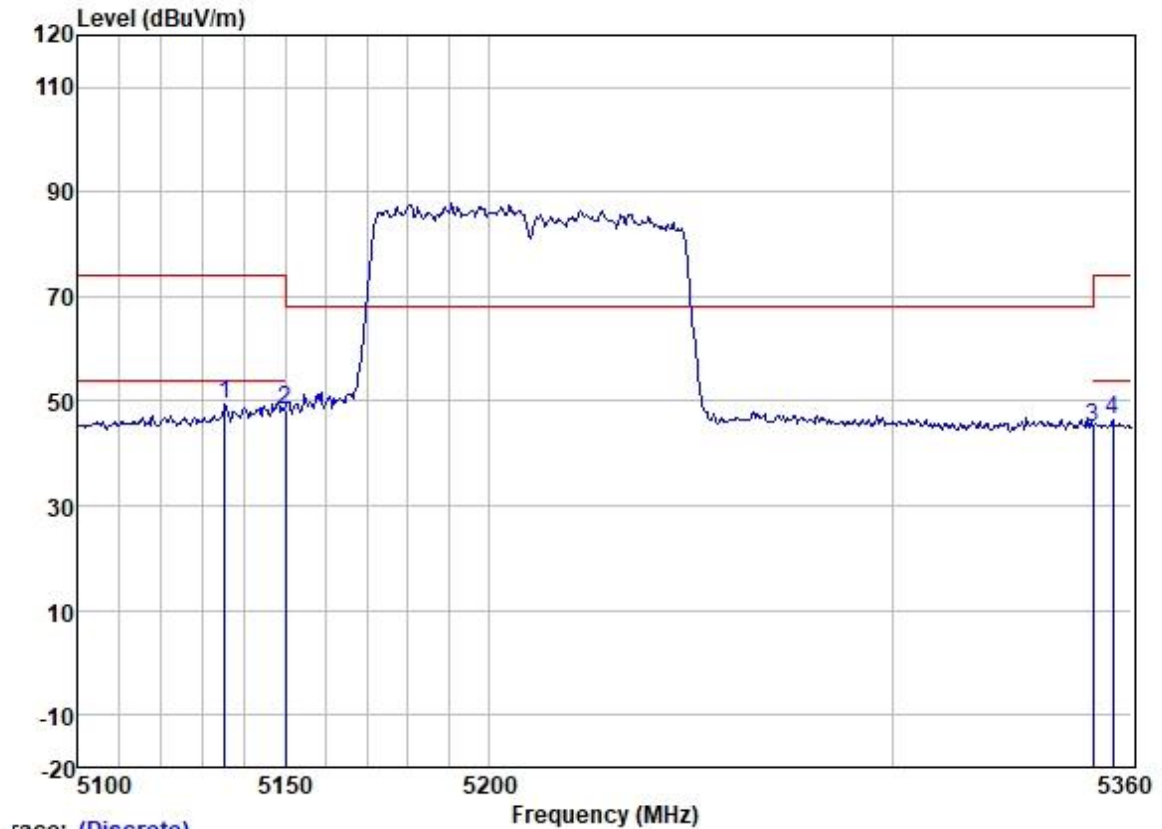
Test Mode: 04; Polarity: Horizontal; Modulation:802.11n; Bandwidth:40MHz; Channel: High



Trace: (Discrete)

	ReadAntenna	Cable	Preamp		Limit	Over			
Freq	Level	Factor	Loss	Factor	Level	Line	Limit	Pol/Phase	Remark
MHz	dBuV	dB/m	dB	dB	dBuV/m	dBuV/m	dB		
1 5350.000	43.19	31.77	6.05	36.24	44.77	68.20	-23.43	HORIZONTAL	Peak
2 5354.805	43.53	31.78	6.03	36.24	45.10	74.00	-28.90	HORIZONTAL	Peak

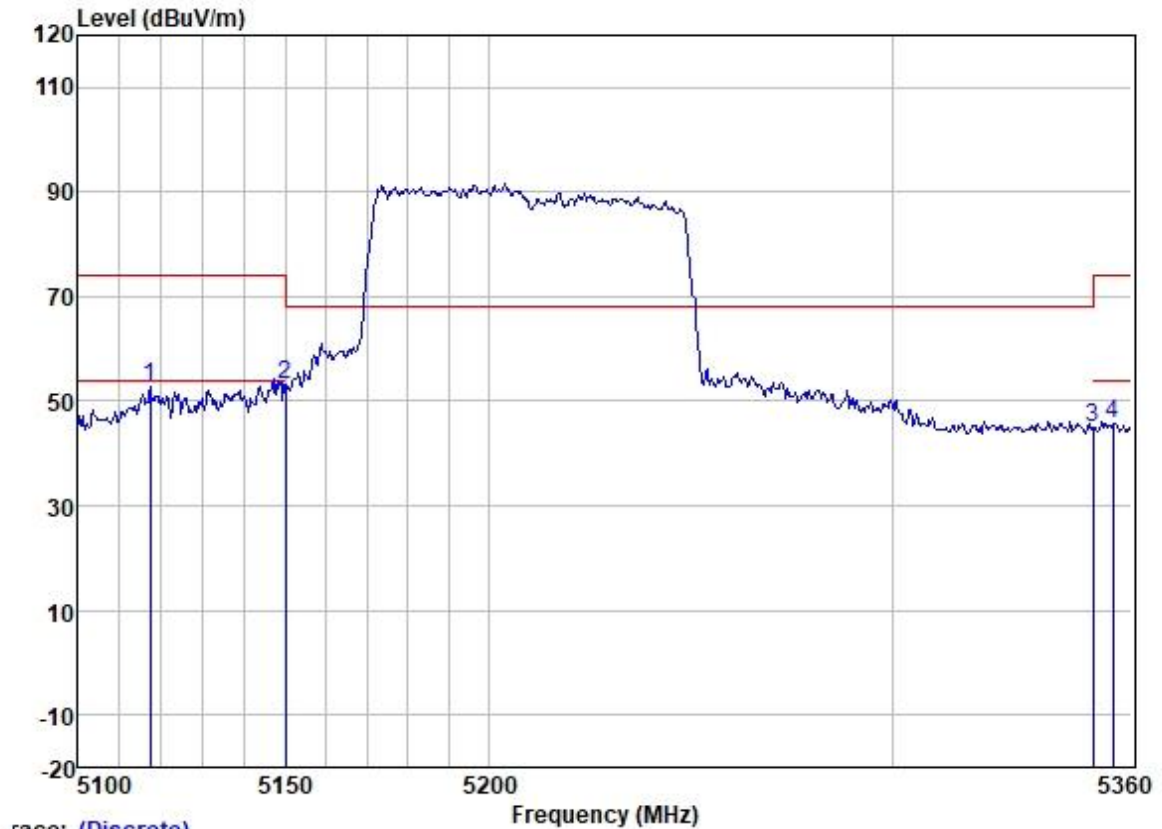
Test Mode: 04; Polarity: Vertical; Modulation:802.11ac; Bandwidth:80MHz



Trace: (Discrete)

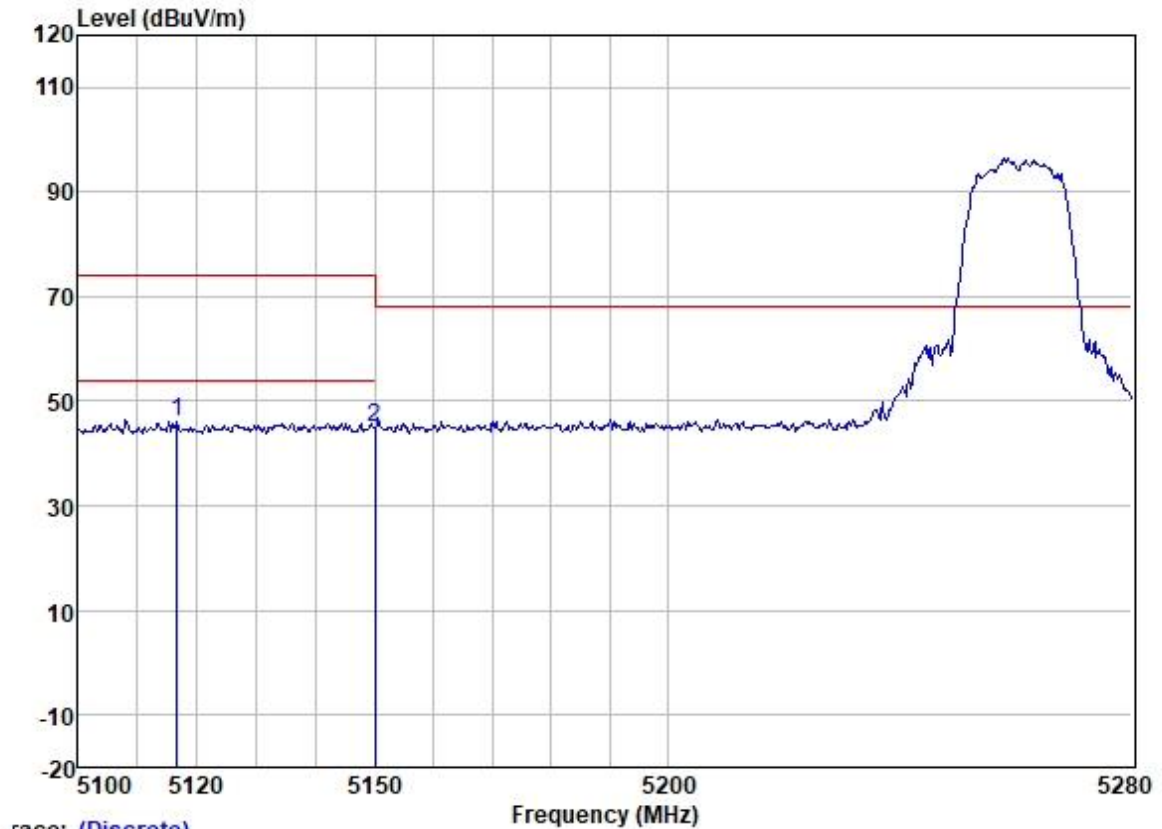
		ReadAntenna	Cable	Preamp		Limit	Over			
	Freq	Level	Factor	Loss	Factor	Level	Line	Limit	Pol/Phase	Remark
	MHz	dBuV	dB/m	dB	dB	dBuV/m	dBuV/m	dB		
1	5135.371	48.46	31.72	5.63	36.32	49.49	74.00	-24.51	VERTICAL	Peak
2	5150.000	47.33	31.72	5.62	36.31	48.36	68.20	-19.84	VERTICAL	Peak
3	5350.000	43.35	31.77	6.05	36.24	44.93	68.20	-23.27	VERTICAL	Peak
4	5355.205	45.07	31.78	6.03	36.24	46.64	74.00	-27.36	VERTICAL	Peak

Test Mode: 04; Polarity: Horizontal; Modulation:802.11ac; Bandwidth:80MHz



	ReadAntenna	Cable	Preamp	Limit	Over				
Freq	Level	Factor	Loss	Factor	Level	Line	Limit	Pol/Phase	Remark
MHz	dBuV	dB/m	dB	dB	dBuV/m	dBuV/m	dB		
1	5117.273	51.65	31.72	5.64	36.32	52.69	74.00	-21.31	HORIZONTAL Peak
2	5150.000	52.01	31.72	5.62	36.31	53.04	68.20	-15.16	HORIZONTAL Peak
3	5350.000	43.42	31.77	6.05	36.24	45.00	68.20	-23.20	HORIZONTAL Peak
4	5355.205	44.23	31.78	6.03	36.24	45.80	74.00	-28.20	HORIZONTAL Peak

Test Mode: 05; Polarity: Vertical; Modulation:802.11a; Bandwidth:20MHz; Channel:Low



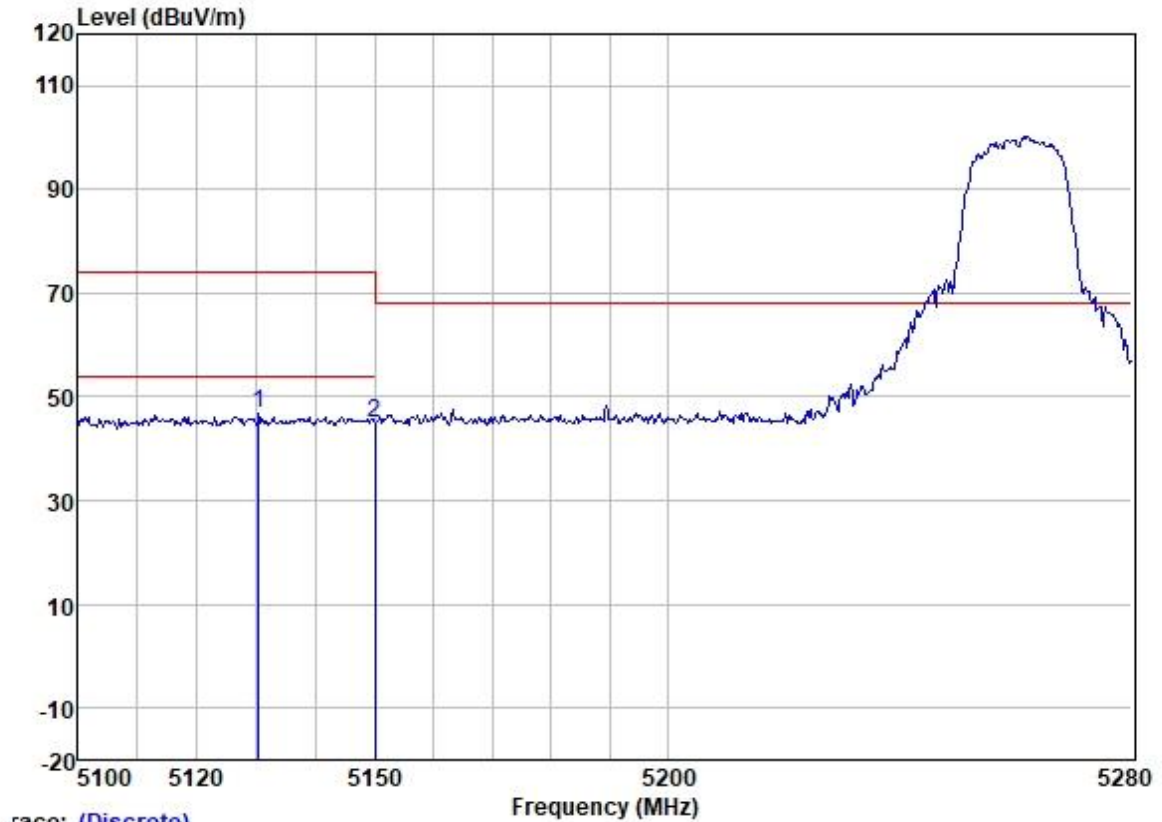
	Freq	ReadAntenna	Cable	Preamp		Limit	Over			
	MHz	Level	Factor	Loss	Factor	Level	Line	Limit	Pol/Phase	Remark
	MHz	dBuV	dB/m	dB	dB	dBuV/m	dBuV/m	dB		
1	5116.655	44.92	31.72	5.64	36.32	45.96	74.00	-28.04	VERTICAL	Peak
2	5150.000	43.86	31.72	5.62	36.31	44.89	68.20	-23.31	VERTICAL	Peak



Unless otherwise agreed in writing, this document is issued by the Company subject to its General Conditions of Service printed overleaf, available on request or accessible at <http://www.sgs.com/en/Terms-and-Conditions.aspx> and, for electronic format documents, subject to Terms and Conditions for Electronic Documents at <http://www.sgs.com/en/Terms-and-Conditions/Terms-e-Documents.aspx>. Attention is drawn to the limitation of liability, indemnification and jurisdiction issues defined therein. Any holder of this document is advised that information contained hereon reflects the Company's findings at the time of its intervention only and within the limits of Client's instructions, if any. The Company's sole responsibility is to its Client and this document does not exonerate parties to a transaction from exercising all their rights and obligations under the transaction documents. This document cannot be reproduced except in full, without prior written approval of the Company. Any unauthorized alteration, forgery or falsification of the content or appearance of this document is unlawful and offenders may be prosecuted to the fullest extent of the law. Unless otherwise stated the results shown in this test report refer only to the sample(s) tested and such sample(s) are retained for 30 days only.

Attention: To check the authenticity of testing /inspection report & certificate, please contact us at telephone: (86-755) 8307 1443, or email: CN.Doccheck@sgs.com

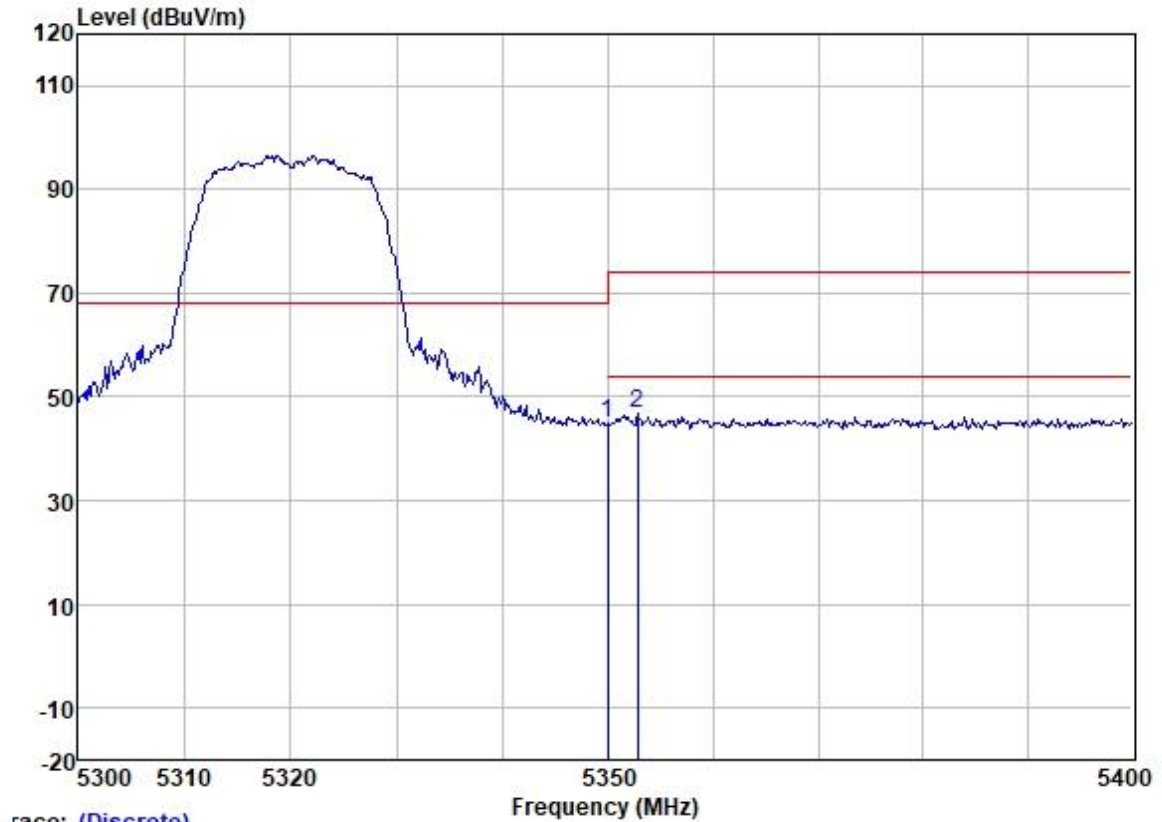
Test Mode: 05; Polarity: Horizontal; Modulation:802.11a; Bandwidth:20MHz; Channel:Low



Trace: (Discrete)

	Freq	Read Level	Antenna Factor	Cable Loss	Preamplifier Factor	Level	Limit	Over Limit	Pol/Phase	Remark
	MHz	dBuV	dB/m	dB	dB	dBuV/m	dBuV/m	dB		
1	5130.339	45.66	31.72	5.63	36.32	46.69	74.00	-27.31	HORIZONTAL	Peak
2	5150.000	44.02	31.72	5.62	36.31	45.05	68.20	-23.15	HORIZONTAL	Peak

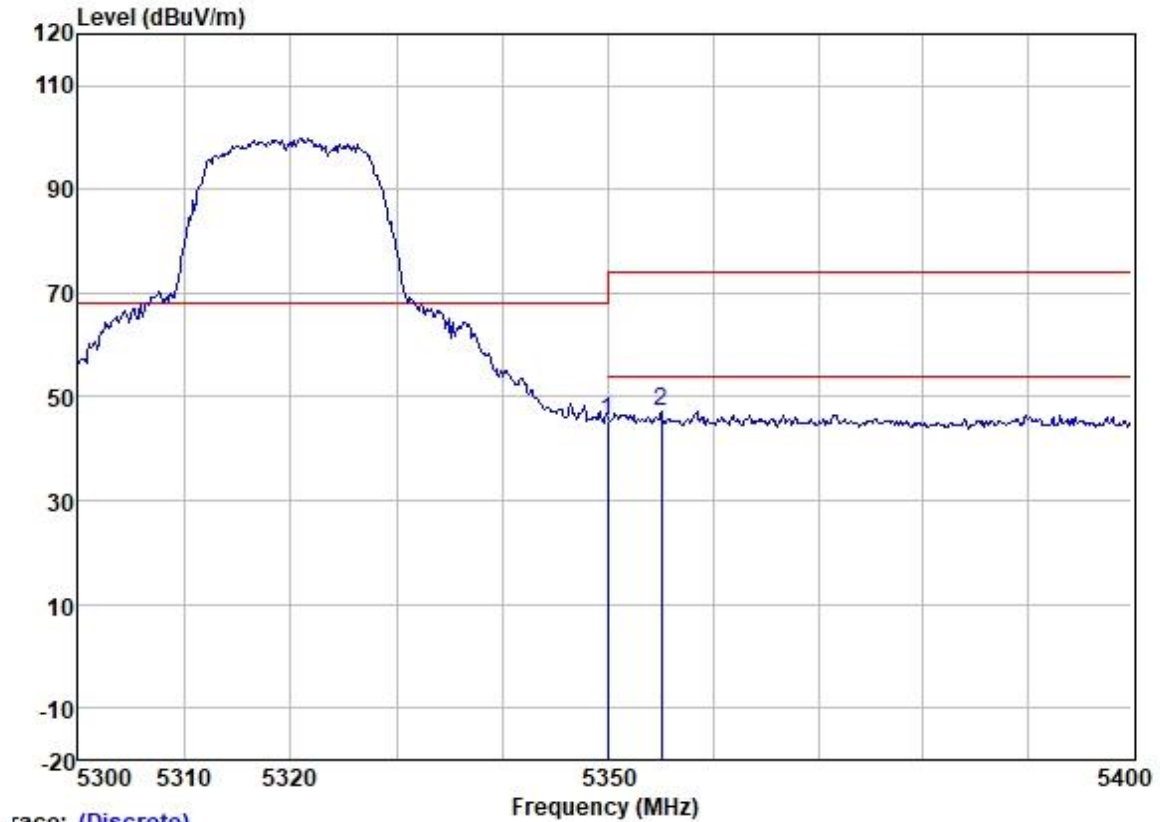
Test Mode: 05; Polarity: Vertical; Modulation:802.11a; Bandwidth:20MHz; Channel: High



Trace: (Discrete)

	Freq	Read Level	Antenna Factor	Cable Loss	Preamplifier Factor	Level	Limit Line	Over Limit	Pol/Phase	Remark
	MHz	dBuV	dB/m	dB	dB	dBuV/m	dBuV/m	dB		
1	5350.000	43.46	31.77	6.05	36.24	45.04	68.20	-23.16	VERTICAL	Peak
2	5352.867	45.15	31.77	6.05	36.24	46.73	74.00	-27.27	VERTICAL	Peak

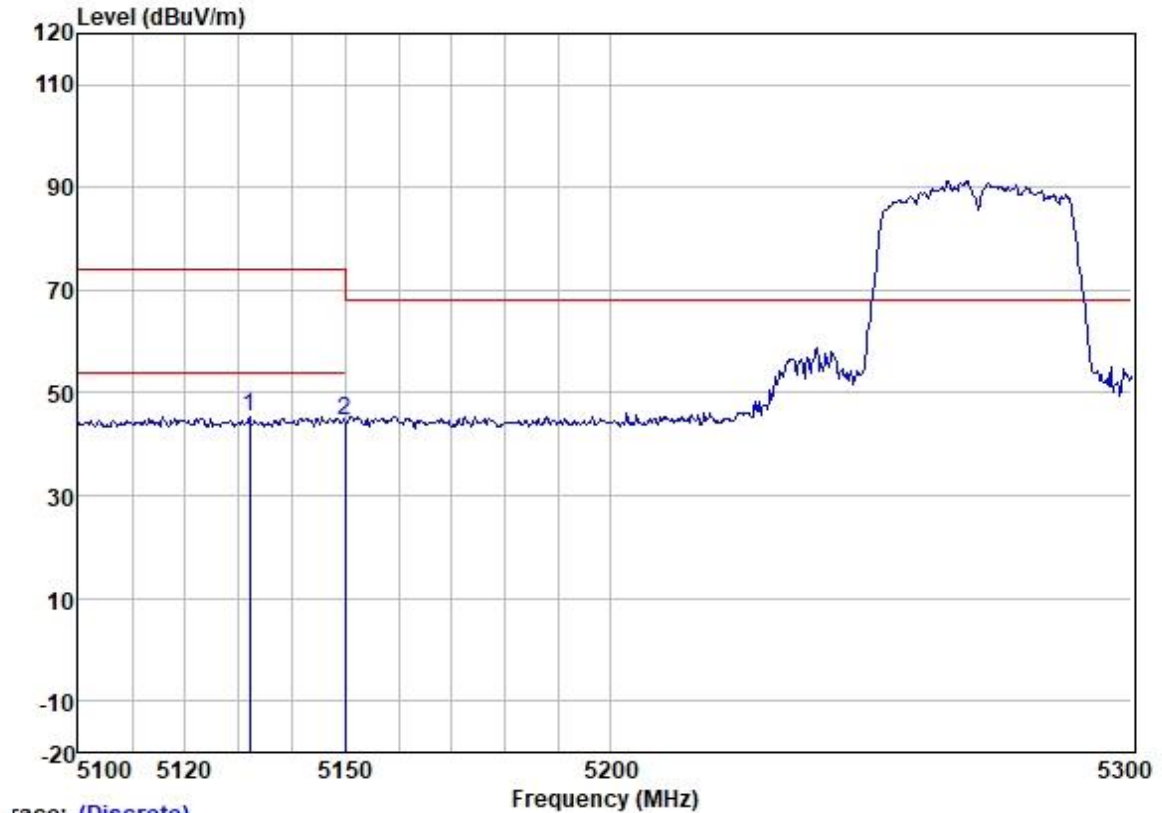
Test Mode: 05; Polarity: Horizontal; Modulation: 802.11a; Bandwidth: 20MHz; Channel: High



Trace: (Discrete)

	Freq	ReadAntenna	Cable	Preamp	Level	Limit	Over	Pol/Phase	Remark
	MHz	Level	Factor	Loss	Factor	Level	Limit	Pol/Phase	Remark
	MHz	dBuV	dB/m	dB	dB	dBuV/m	dBuV/m	dB	
1	5350.000	43.94	31.77	6.05	36.24	45.52	68.20	-22.68	HORIZONTAL Peak
2	5355.069	45.53	31.78	6.03	36.24	47.10	74.00	-26.90	HORIZONTAL Peak

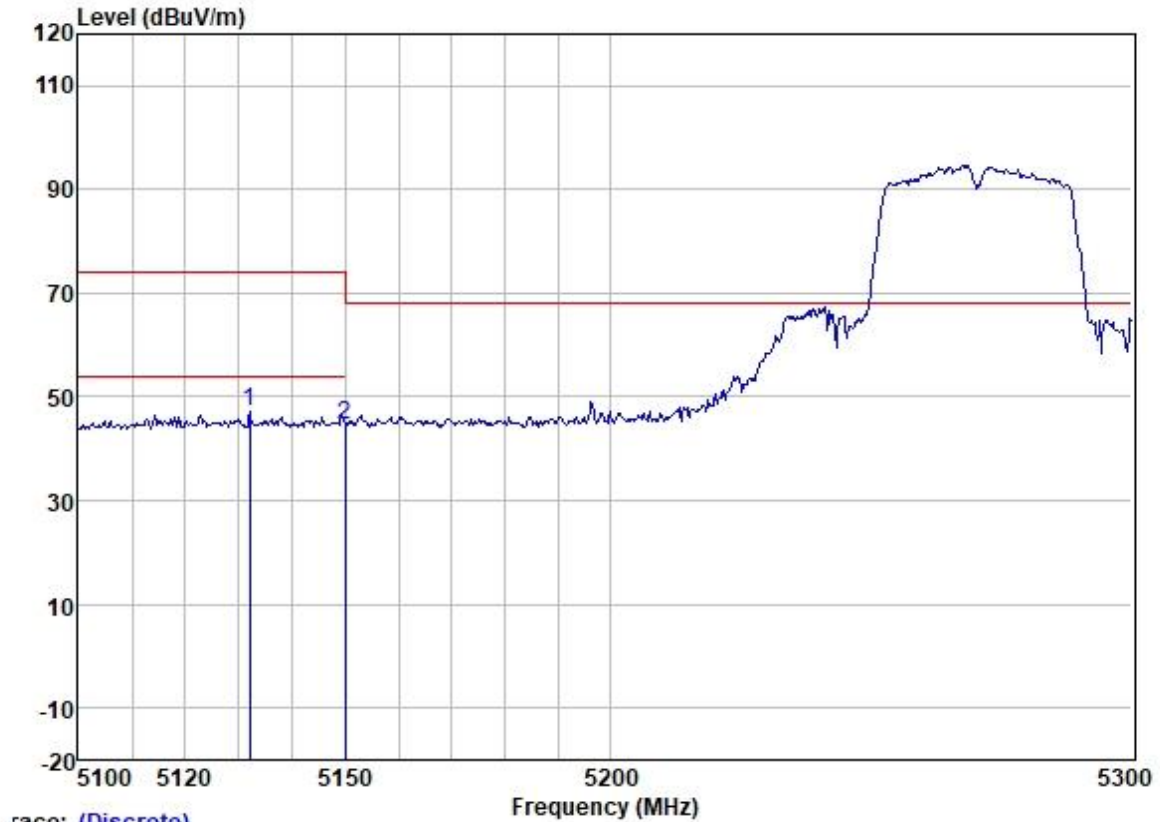
Test Mode: 05; Polarity: Vertical; Modulation:802.11n; Bandwidth:40MHz; Channel:Low



Trace: (Discrete)

	ReadAntenna	Cable	Preamp	Limit	Over				
Freq	Level	Factor	Loss	Factor	Level	Line	Limit	Pol/Phase	Remark
MHz	dBuV	dB/m	dB	dB	dBuV/m	dBuV/m	dB		
1	5132.078	44.43	31.72	5.63	36.32	45.46	74.00	-28.54	VERTICAL Peak
2	5150.000	43.48	31.72	5.62	36.31	44.51	68.20	-23.69	VERTICAL Peak

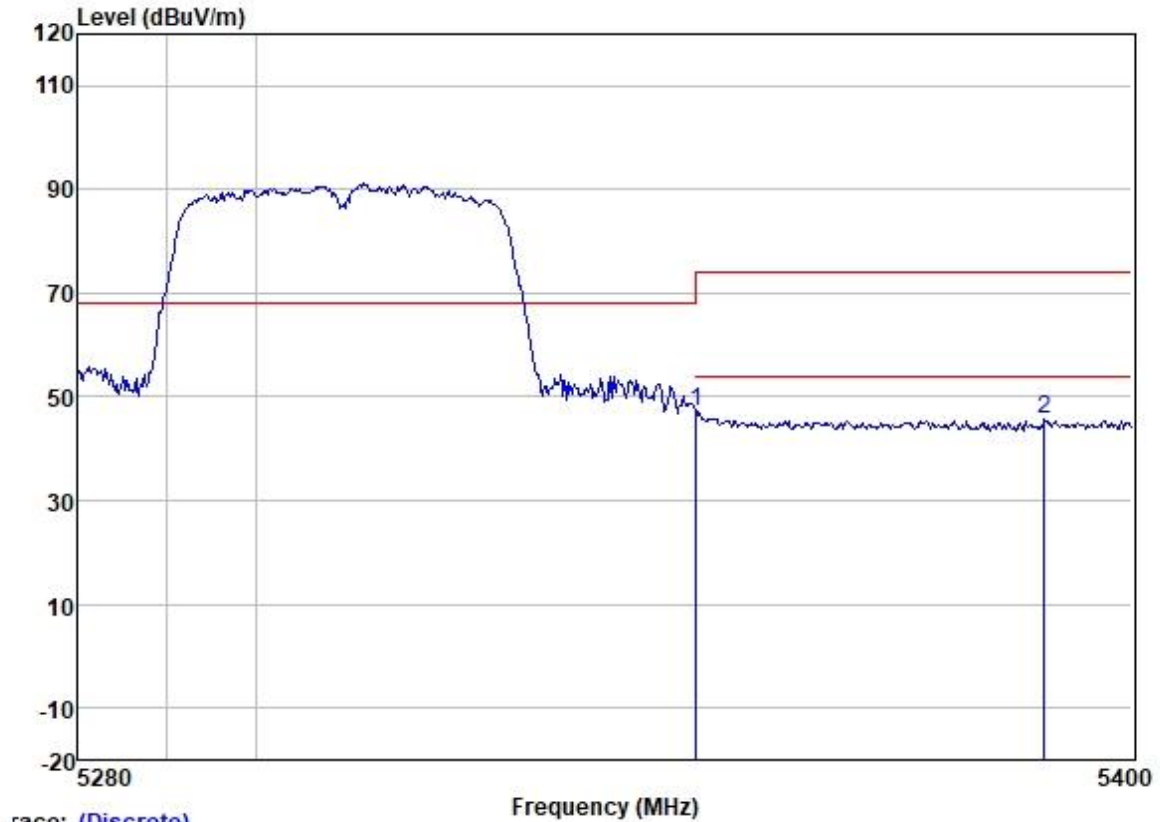
Test Mode: 05; Polarity: Horizontal; Modulation:802.11n; Bandwidth:40MHz; Channel:Low



Trace: (Discrete)

	Freq	ReadAntenna	Cable	Preamp	Level	Limit	Over	Pol/Phase	Remark
	MHz	Level	Factor	Loss	Factor	Level	Line	Limit	
	MHz	dBuV	dB/m	dB	dB	dBuV/m	dBuV/m	dB	
1	5132.078	46.19	31.72	5.63	36.32	47.22	74.00	-26.78	HORIZONTAL Peak
2	5150.000	43.38	31.72	5.62	36.31	44.41	68.20	-23.79	HORIZONTAL Peak

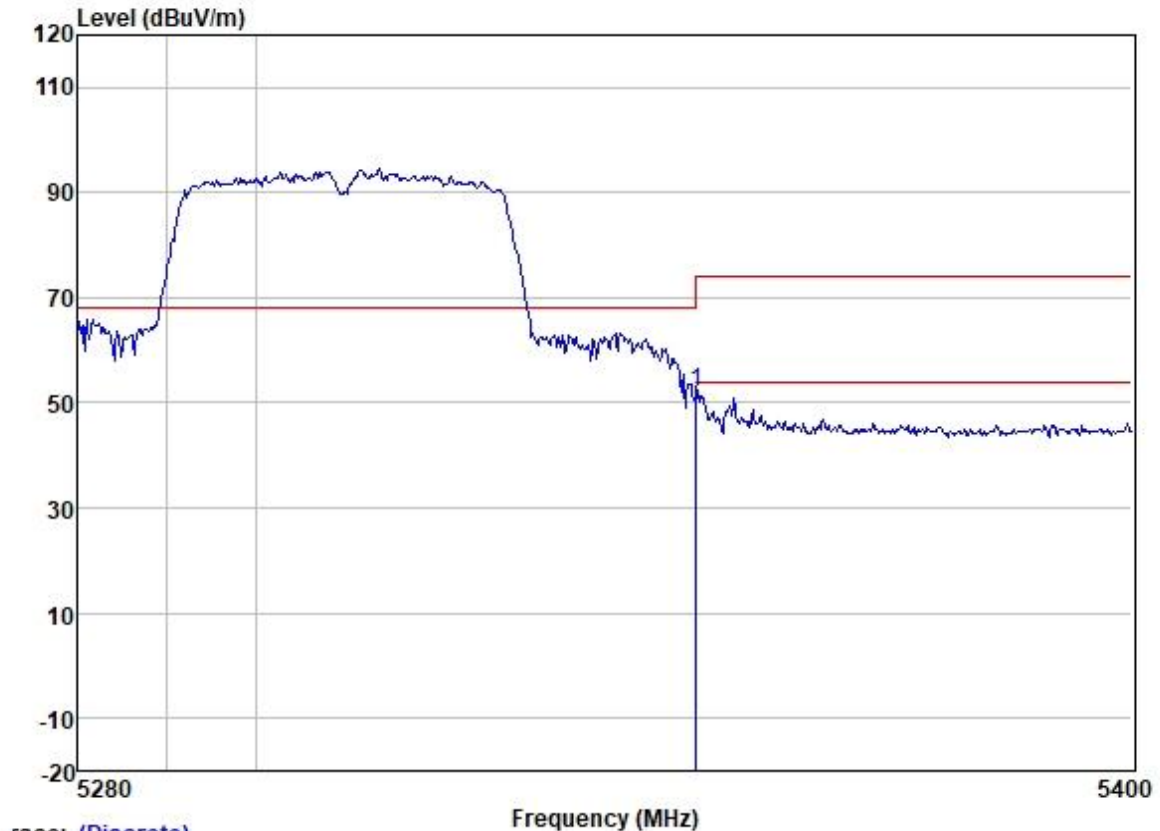
Test Mode: 05; Polarity: Vertical; Modulation:802.11n; Bandwidth:40MHz; Channel: High



Trace: (Discrete)

	Freq	ReadAntenna	Cable	Preamp	Level	Limit	Over	Pol/Phase	Remark
	MHz	Level	Factor	Loss	Factor	Line	Limit		
	MHz	dBuV	dB/m	dB	dB	dBuV/m	dBuV/m	dB	
1	5350.000	45.53	31.77	6.05	36.24	47.11	68.20	-21.09	VERTICAL Peak
2	5389.937	44.06	31.78	6.00	36.22	45.62	74.00	-28.38	VERTICAL Peak

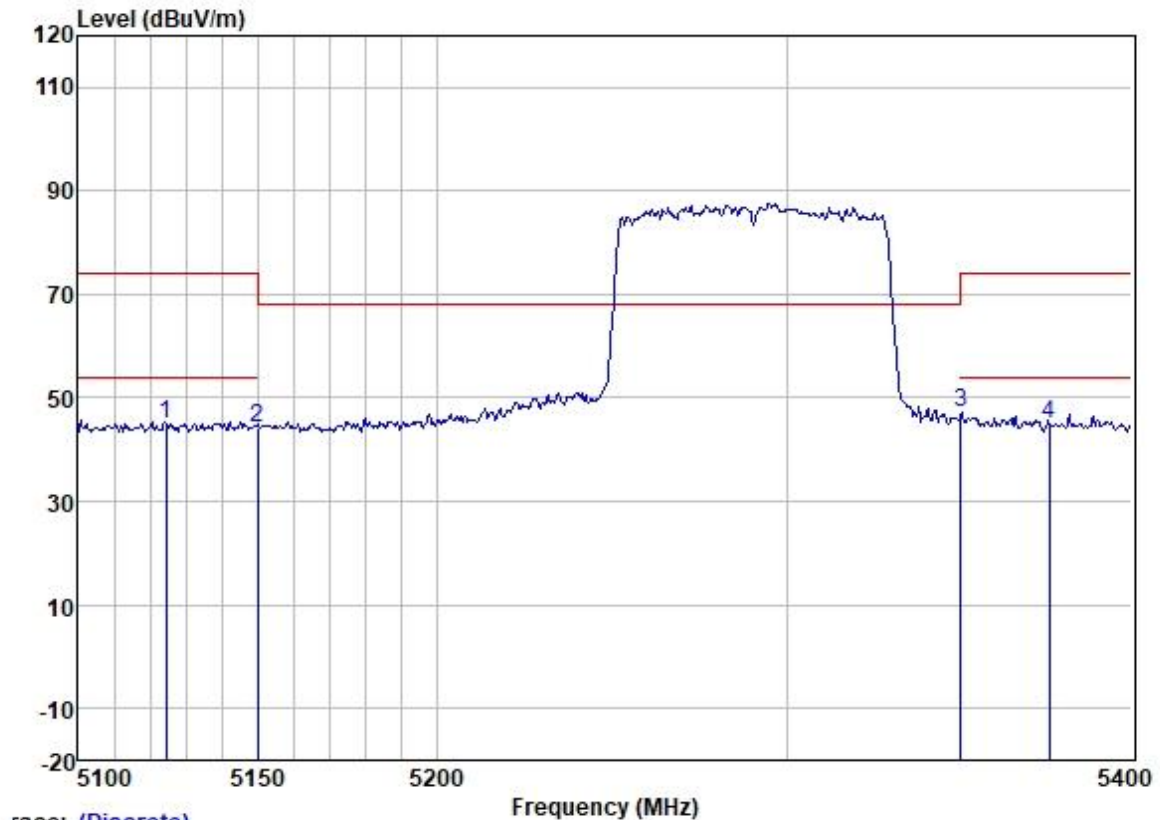
Test Mode: 05; Polarity: Horizontal; Modulation:802.11n; Bandwidth:40MHz; Channel: High



Trace: (Discrete)

	ReadAntenna	Cable	Preamp		Limit	Over		
Freq	Level	Factor	Loss	Factor	Level	Line	Limit	Pol/Phase
MHz	dBuV	dB/m	dB	dB	dBuV/m	dBuV/m	dB	Remark
1	5350.000	50.47	31.77	6.05	36.24	52.05	68.20	-16.15 HORIZONTAL Peak

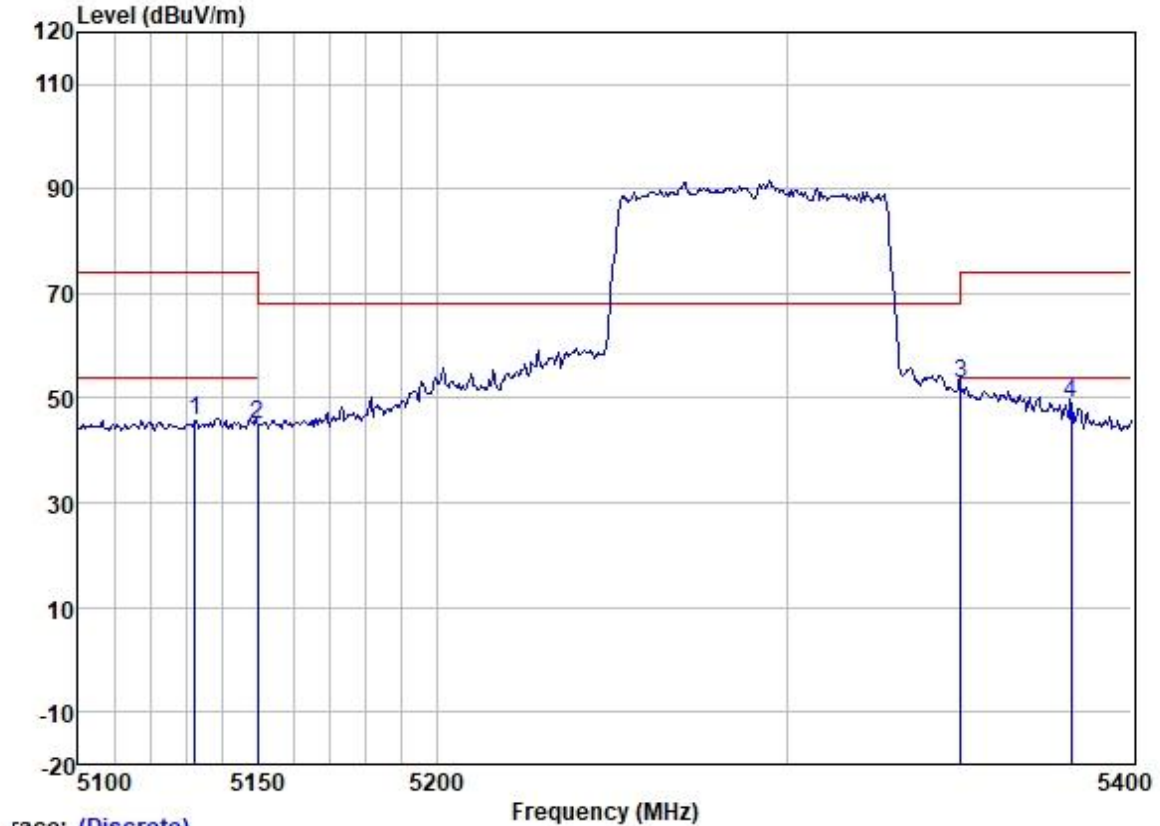
Test Mode: 05; Polarity: Vertical; Modulation:802.11ac; Bandwidth:80MHz



Trace: (Discrete)

	Freq	Read	Antenna	Cable	Preamp	Level	Limit	Over	Pol/Phase	Remark
	MHz	Level	Factor	Loss	Factor	dBuV/m	Line	Limit		
	MHz	dBuV	dB/m	dB	dB	dBuV/m	dBuV/m	dB		
1	5124.252	44.02	31.72	5.64	36.32	45.06	74.00	-28.94	VERTICAL	Peak
2	5150.000	43.03	31.72	5.62	36.31	44.06	68.20	-24.14	VERTICAL	Peak
3	5350.000	45.63	31.77	6.05	36.24	47.21	68.20	-20.99	VERTICAL	Peak
4	5375.671	43.58	31.78	6.02	36.23	45.15	74.00	-28.85	VERTICAL	Peak

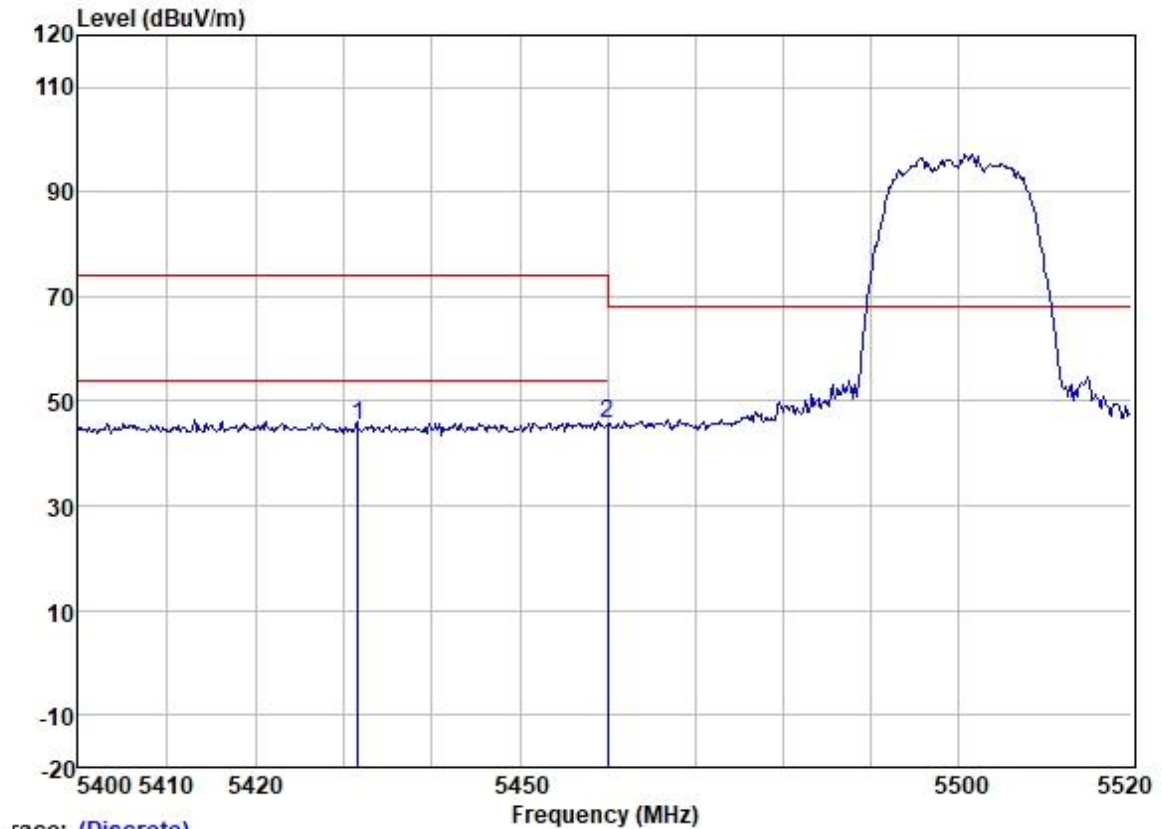
Test Mode: 05; Polarity: Horizontal; Modulation:802.11ac; Bandwidth:80MHz



Trace: (Discrete)

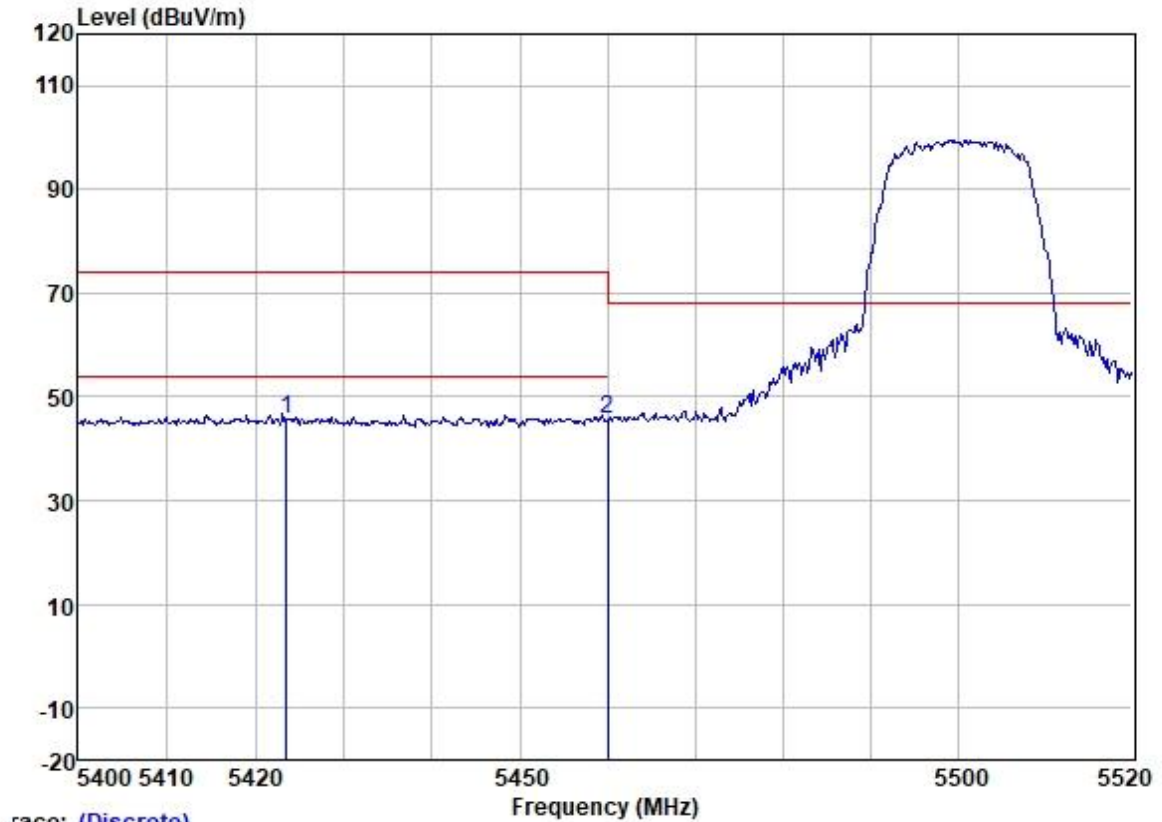
	ReadAntenna	Cable	Preamp		Limit	Over			
Freq	Level	Factor	Loss	Factor	Level	Line	Limit	Pol/Phase	Remark
MHz	dBuV	dB/m	dB	dB	dBuV/m	dBuV/m	dB		
1	5132.460	44.84	31.72	5.63	36.32	45.87	74.00	-28.13	HORIZONTAL Peak
2	5150.000	44.03	31.72	5.62	36.31	45.06	68.20	-23.14	HORIZONTAL Peak
3	5350.000	51.30	31.77	6.05	36.24	52.88	68.20	-15.32	HORIZONTAL Peak
4	5382.127	47.45	31.78	6.02	36.23	49.02	74.00	-24.98	HORIZONTAL Peak

Test Mode: 06; Polarity: Vertical; Modulation:802.11a; Bandwidth:20MHz; Channel:Low



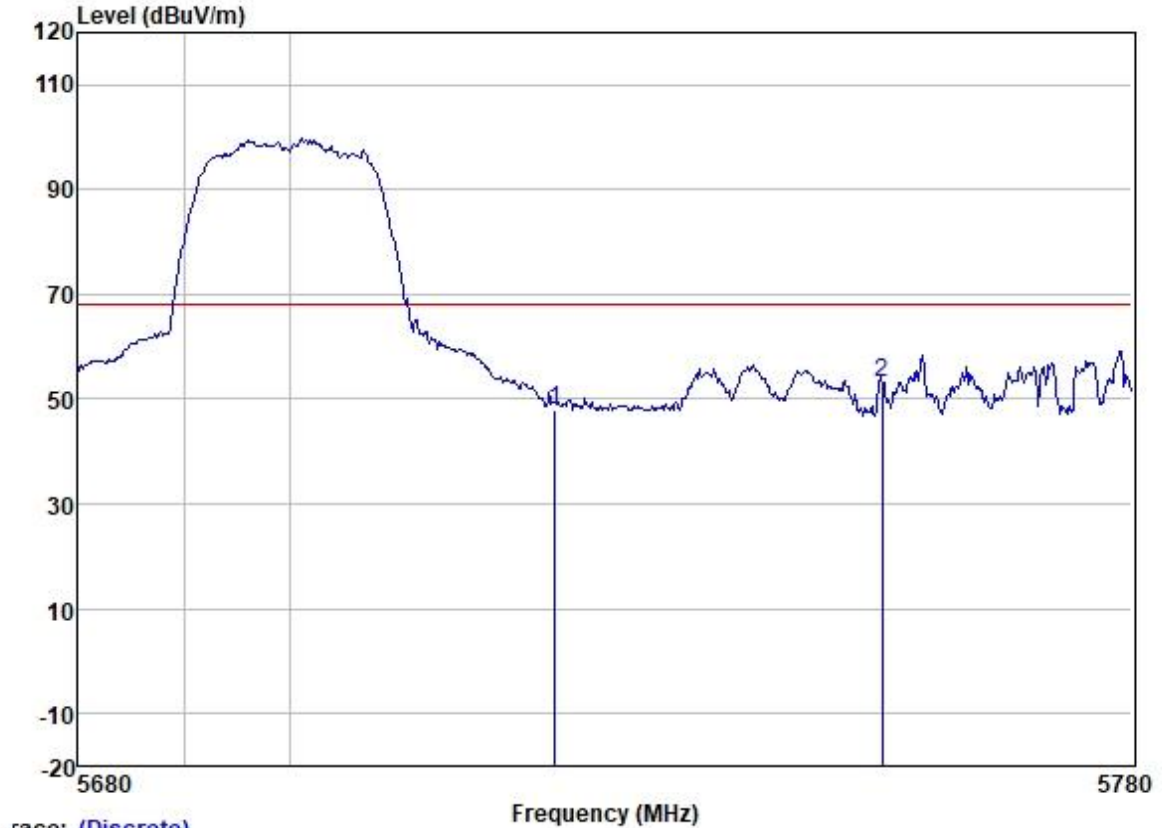
	ReadAntenna	Cable	Preamp		Limit	Over			
Freq	Level	Factor	Loss	Factor	Level	Line	Limit	Pol/Phase	Remark
MHz	dBuV	dB/m	dB	dB	dBuV/m	dBuV/m	dB		
1 5431.663	43.56	31.79	6.13	36.21	45.27	74.00	-28.73	VERTICAL	Peak
2 5460.000	43.91	31.79	6.26	36.21	45.75	68.20	-22.45	VERTICAL	Peak

Test Mode: 06; Polarity: Horizontal; Modulation:802.11a; Bandwidth:20MHz; Channel:Low



	Freq	Read Level	Antenna Factor	Cable Loss	Preamplifier Factor	Level	Limit Line	Over Limit	Pol/Phase	Remark
	MHz	dBuV	dB/m	dB	dB	dBuV/m	dBuV/m	dB		
1	5423.551	44.07	31.79	6.13	36.21	45.78	74.00	-28.22	HORIZONTAL	Peak
2	5460.000	43.72	31.79	6.26	36.21	45.56	68.20	-22.64	HORIZONTAL	Peak

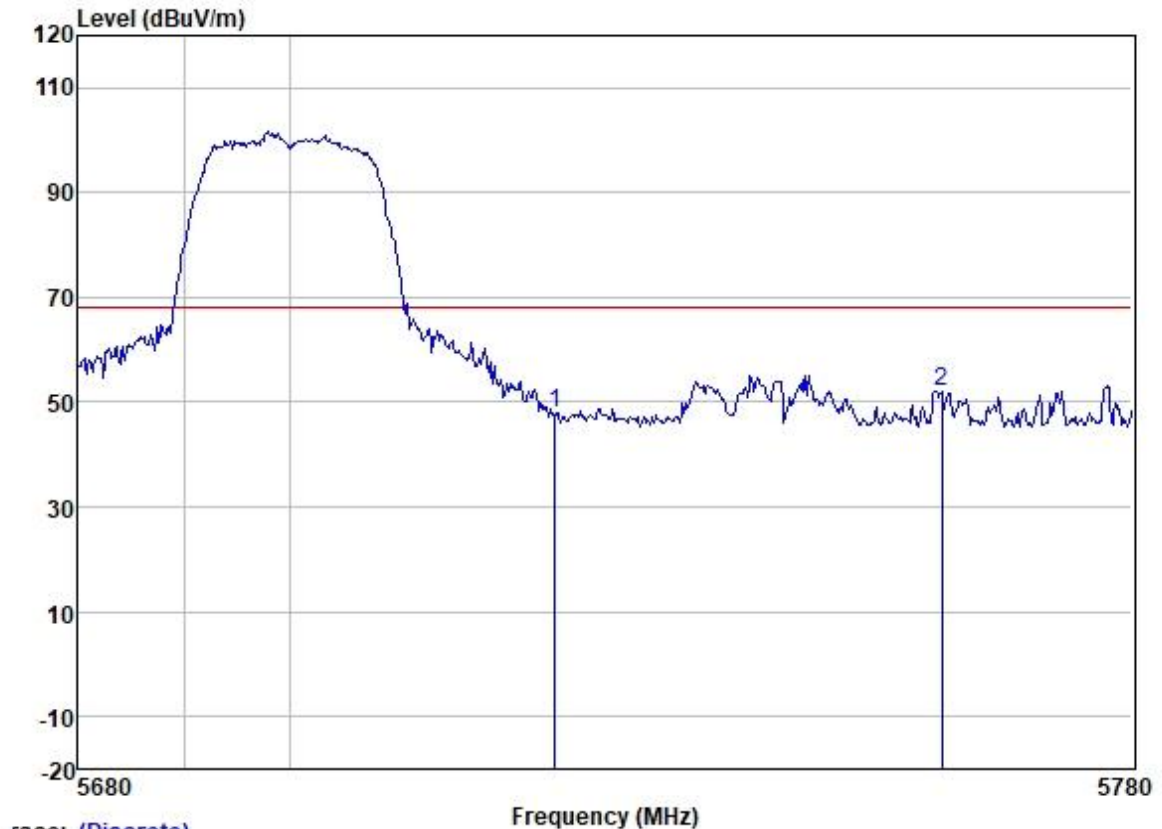
Test Mode: 06; Polarity: Vertical; Modulation:802.11a; Bandwidth:20MHz; Channel: High



Trace: (Discrete)

	Freq	ReadAntenna	Cable	Preamp		Limit	Over			
	MHz	Level	Factor	Loss	Factor	Level	Line	Limit	Pol/Phase	Remark
	MHz	dBuV	dB/m	dB	dB	dBuV/m	dBuV/m	dB		
1	5725.000	45.95	32.07	6.25	36.15	48.12	68.20	-20.08	VERTICAL	Peak
2	5756.142	51.06	32.13	6.15	36.14	53.20	68.20	-15.00	VERTICAL	Peak

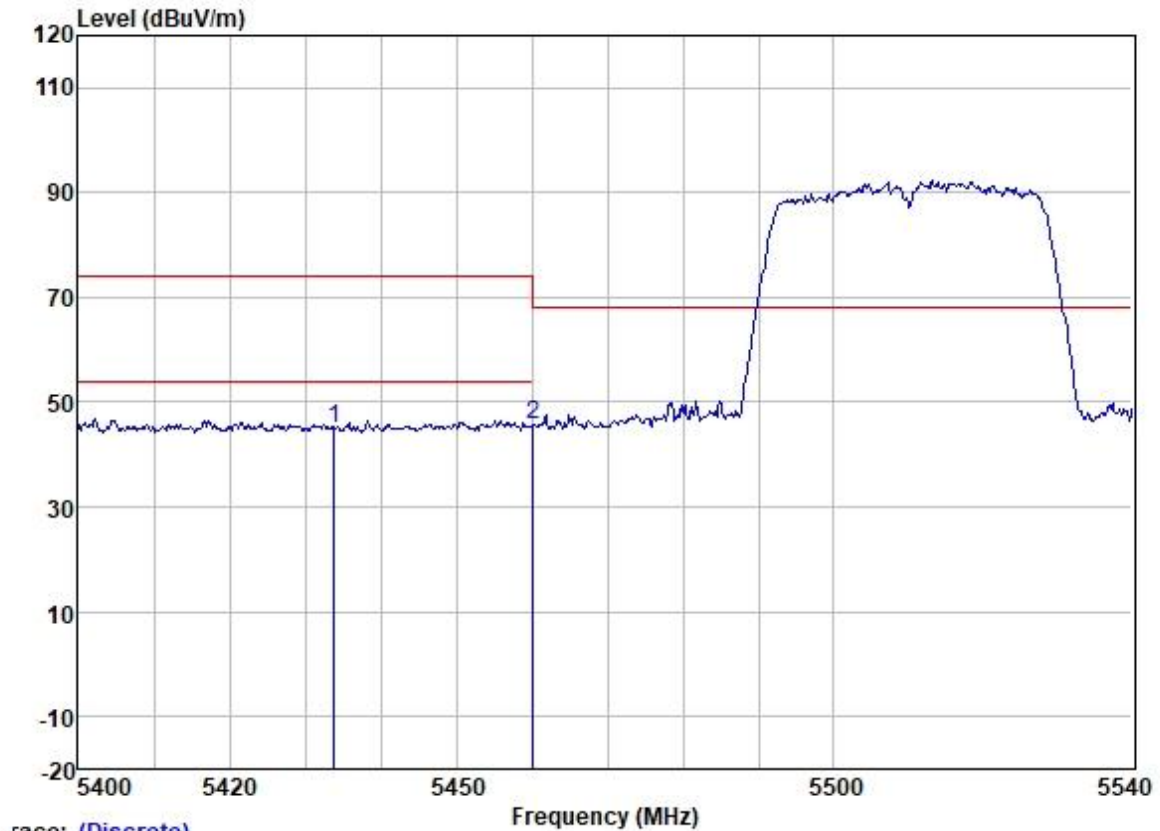
Test Mode: 06; Polarity: Horizontal; Modulation: 802.11a; Bandwidth: 20MHz; Channel: High



Trace: (Discrete)

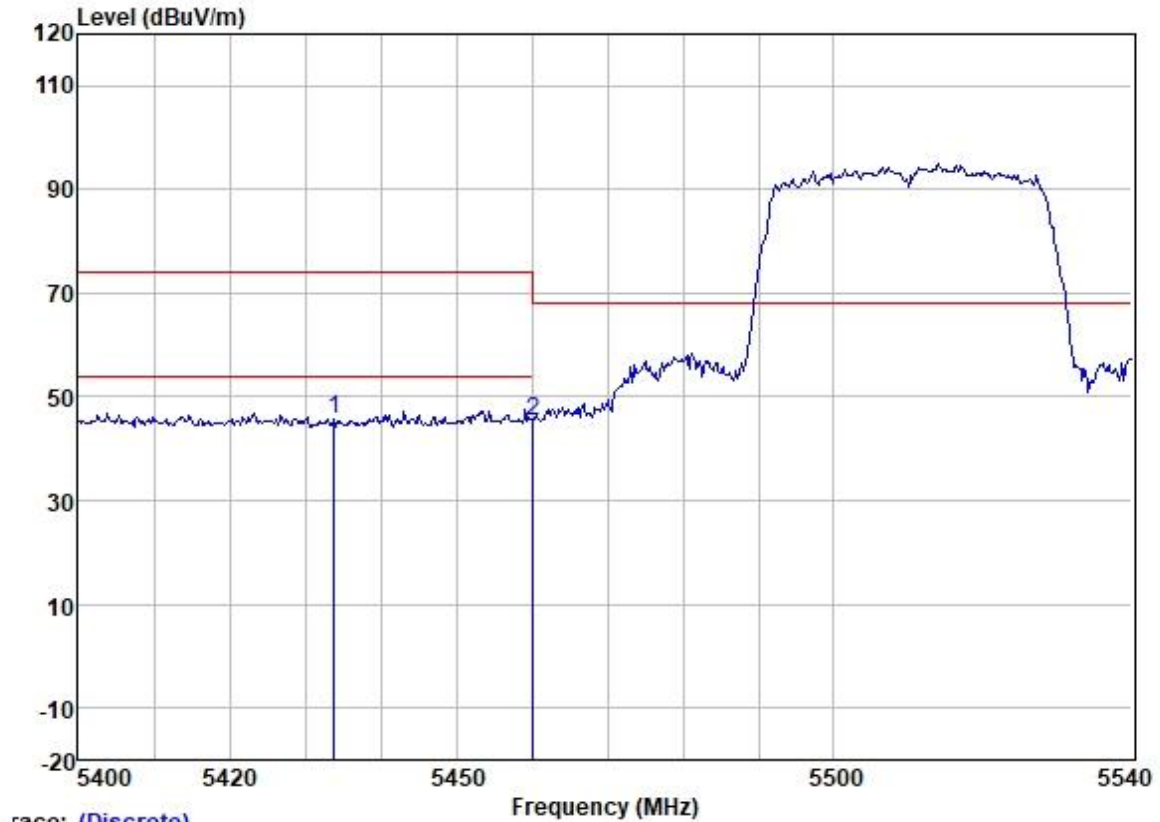
	ReadAntenna	Cable	Preamp	Limit	Over				
Freq	Level	Factor	Loss	Factor	Level	Line	Limit	Pol/Phase	Remark
MHz	dBuV	dB/m	dB	dB	dBuV/m	dBuV/m	dB		
1	5725.000	45.89	32.07	6.25	36.15	48.06	68.20	-20.14	HORIZONTAL Peak
2	5761.771	49.99	32.13	6.15	36.14	52.13	68.20	-16.07	HORIZONTAL Peak

Test Mode: 06; Polarity: Vertical; Modulation:802.11n; Bandwidth:40MHz; Channel:Low



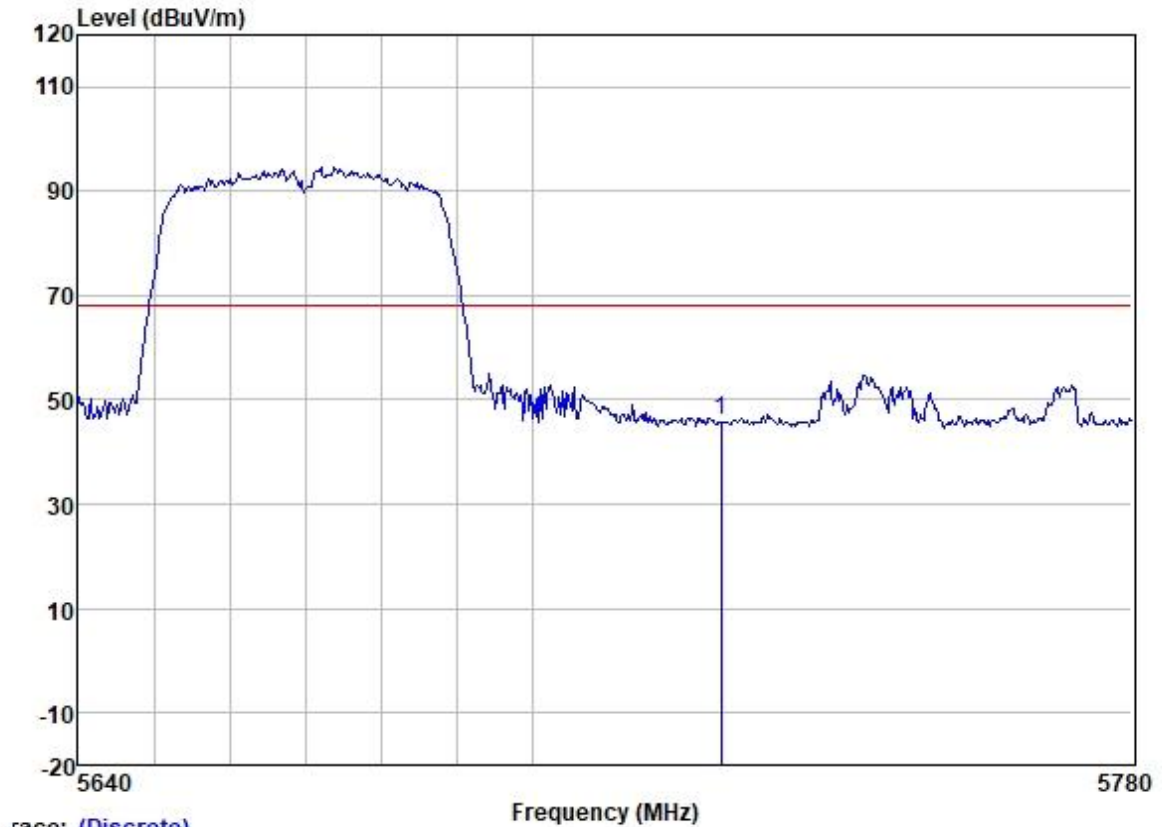
	ReadAntenna	Cable	Preamp	Limit	Over				
Freq	Level	Factor	Loss	Factor	Level	Line	Limit	Pol/Phase	Remark
MHz	dBuV	dB/m	dB	dB	dBuV/m	dBuV/m	dB		
1	5433.691	43.36	31.79	6.20	36.21	45.14	74.00	-28.86	VERTICAL Peak
2	5460.000	44.03	31.79	6.26	36.21	45.87	68.20	-22.33	VERTICAL Peak

Test Mode: 06; Polarity: Horizontal; Modulation:802.11n; Bandwidth:40MHz; Channel:Low



	Read	Antenna	Cable	Preamp		Limit	Over		
Freq	Level	Factor	Loss	Factor	Level	Line	Limit	Pol/Phase	Remark
MHz	dBuV	dB/m	dB	dB	dBuV/m	dBuV/m	dB		
1	5433.691	43.96	31.79	6.20	36.21	45.74	74.00	-28.26	HORIZONTAL Peak
2	5460.000	43.58	31.79	6.26	36.21	45.42	68.20	-22.78	HORIZONTAL Peak

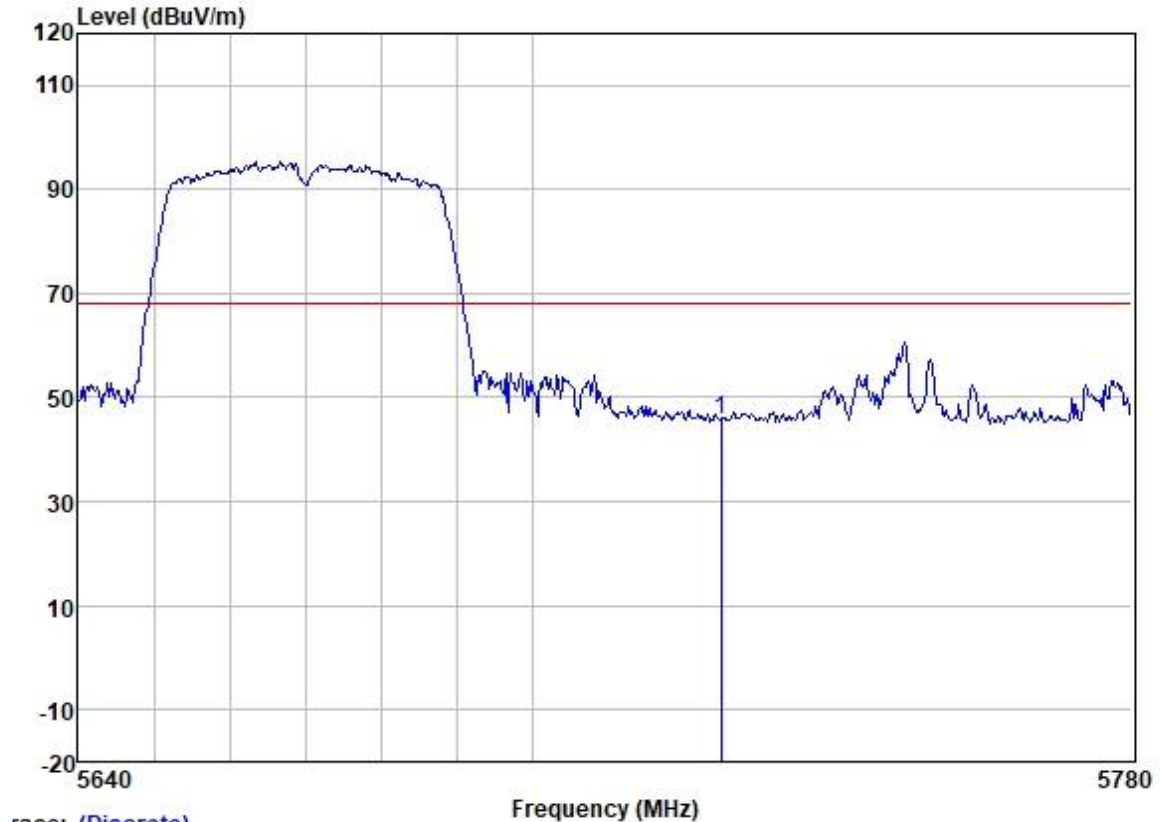
Test Mode: 06; Polarity: Vertical; Modulation:802.11n; Bandwidth:40MHz; Channel: High



Trace: (Discrete)

	Read	Antenna	Cable	Preamp		Limit	Over		
Freq	Level	Factor	Loss	Factor	Level	Line	Limit	Pol/Phase	Remark
MHz	dBuV	dB/m	dB	dB	dBuV/m	dBuV/m	dB		
1 5725.000	44.08	32.07	6.25	36.15	46.25	68.20	-21.95	VERTICAL	Peak

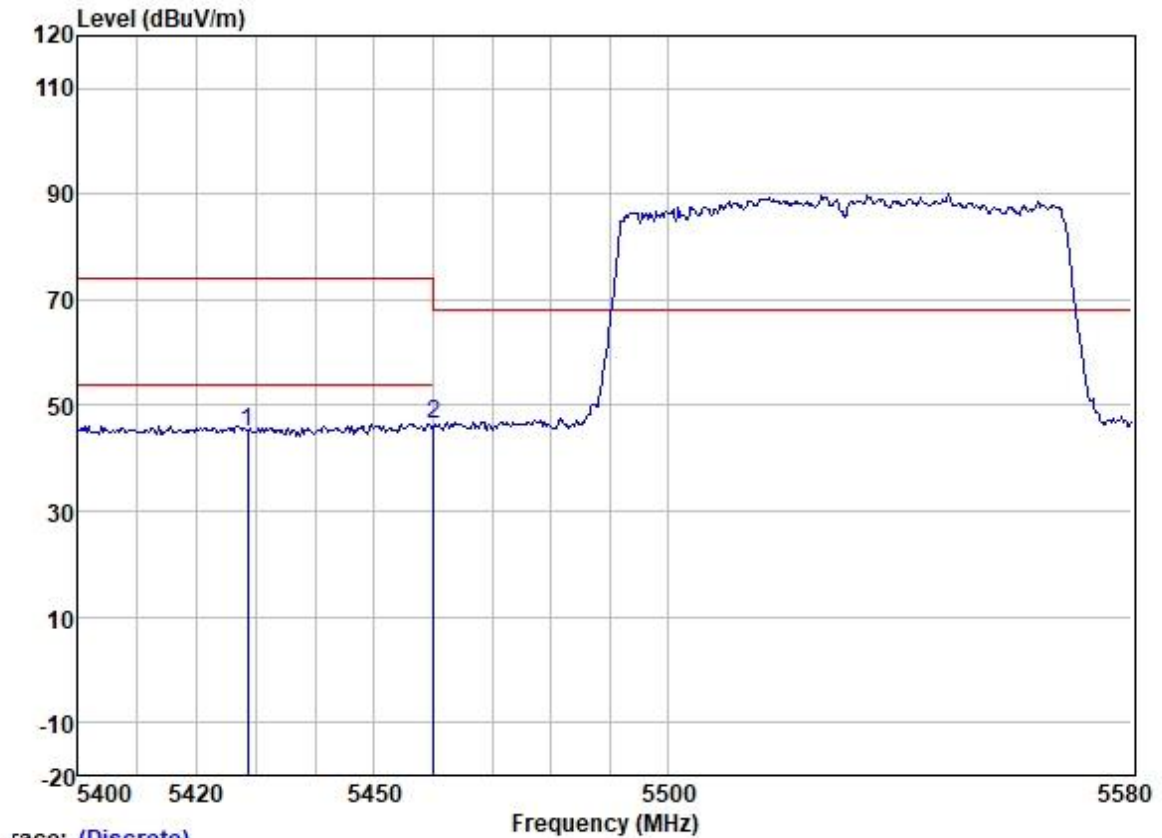
Test Mode: 06; Polarity: Horizontal; Modulation:802.11n; Bandwidth:40MHz; Channel: High



Trace: (Discrete)

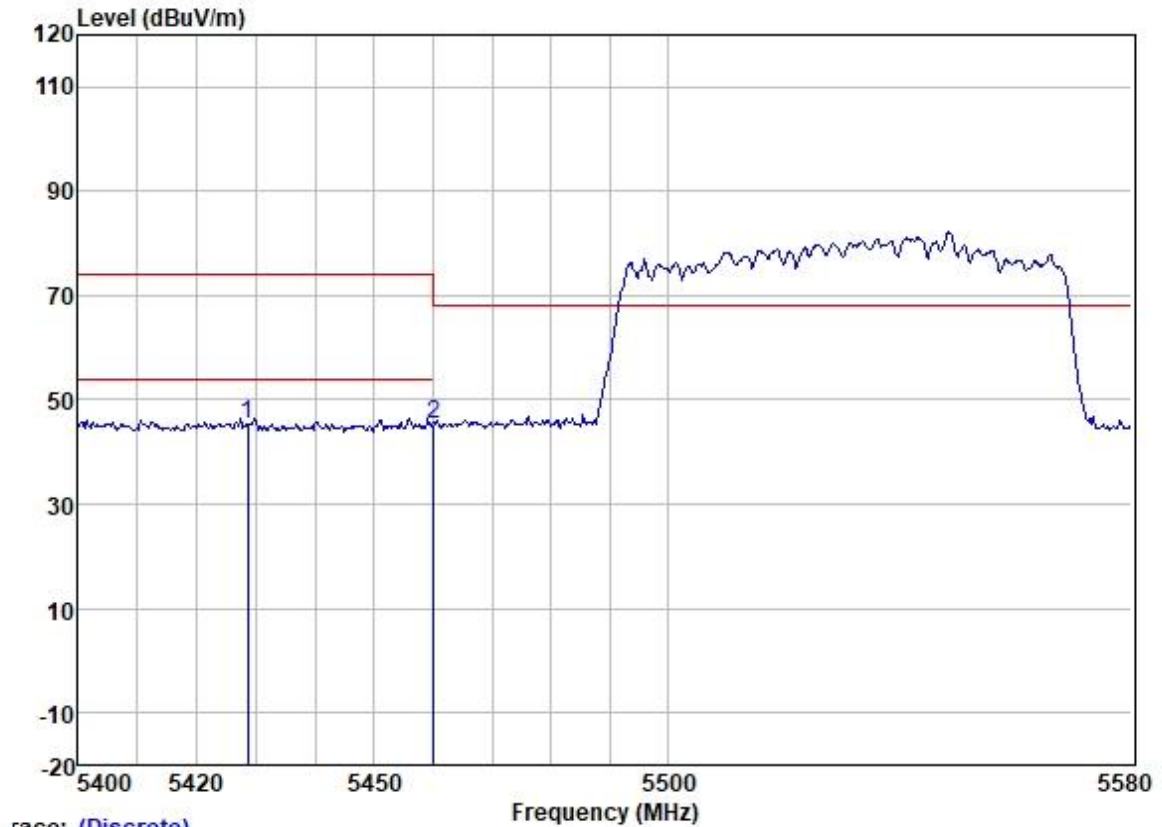
	Read Freq	Antenna Level	Cable Factor	Preamp Loss	Preamp Factor	Level	Limit	Over	Pol/Phase	Remark
	MHz	dBuV	dB/m	dB	dB	dBuV/m	dBuV/m	dB		
1	5725.000	43.58	32.07	6.25	36.15	45.75	68.20	-22.45	HORIZONTAL	Peak

Test Mode: 06; Polarity: Vertical; Modulation:802.11ac; Bandwidth:80MHz; Channel:Low



	ReadAntenna	Cable	Preamp		Limit	Over			
Freq	Level	Factor	Loss	Factor	Level	Line	Limit	Pol/Phase	Remark
MHz	dBuV	dB/m	dB	dB	dBuV/m	dBuV/m	dB		
1	5428.583	43.43	31.79	6.13	36.21	45.14	74.00	-28.86	VERTICAL Peak
2	5460.000	44.57	31.79	6.26	36.21	46.41	68.20	-21.79	VERTICAL Peak

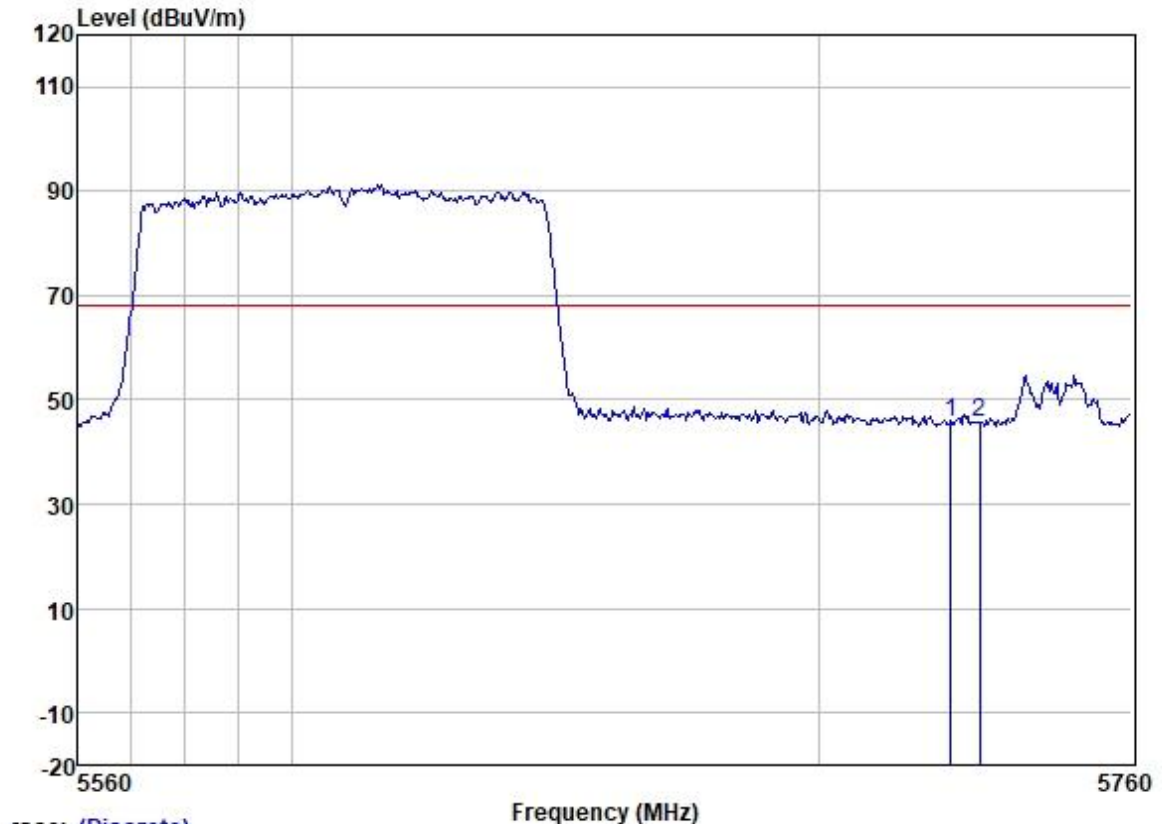
Test Mode: 06; Polarity: Horizontal; Modulation: 802.11ac; Bandwidth: 80MHz; Channel: Low



Trace: (Discrete)

	Read	Antenna	Cable	Preamp		Limit	Over		
Freq	Level	Factor	Loss	Factor	Level	Line	Limit	Pol/Phase	Remark
MHz	dBuV	dB/m	dB	dB	dBuV/m	dBuV/m	dB		
1	5428.583	43.55	31.79	6.13	36.21	45.26	74.00	-28.74	HORIZONTAL Peak
2	5460.000	43.64	31.79	6.26	36.21	45.48	68.20	-22.72	HORIZONTAL Peak

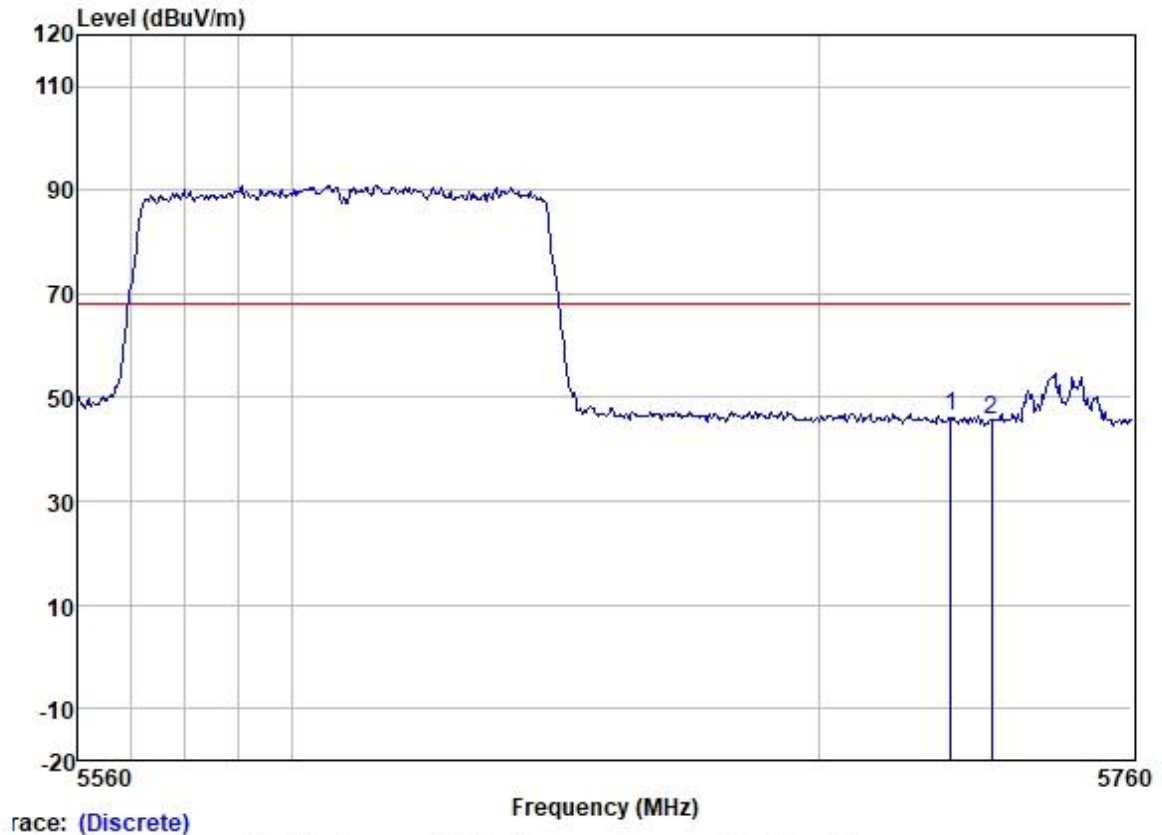
Test Mode: 06; Polarity: Vertical; Modulation:802.11ac; Bandwidth:80MHz; Channel: High



Trace: (Discrete)

	ReadAntenna	Cable	Preamp		Limit	Over			
Freq	Level	Factor	Loss	Factor	Level	Line	Limit	Pol/Phase	Remark
MHz	dBuV	dB/m	dB	dB	dBuV/m	dBuV/m	dB		
1	5725.000	43.46	32.07	6.25	36.15	45.63	68.20	-22.57	VERTICAL Peak
2	5730.560	43.46	32.07	6.25	36.15	45.63	68.20	-22.57	VERTICAL Peak

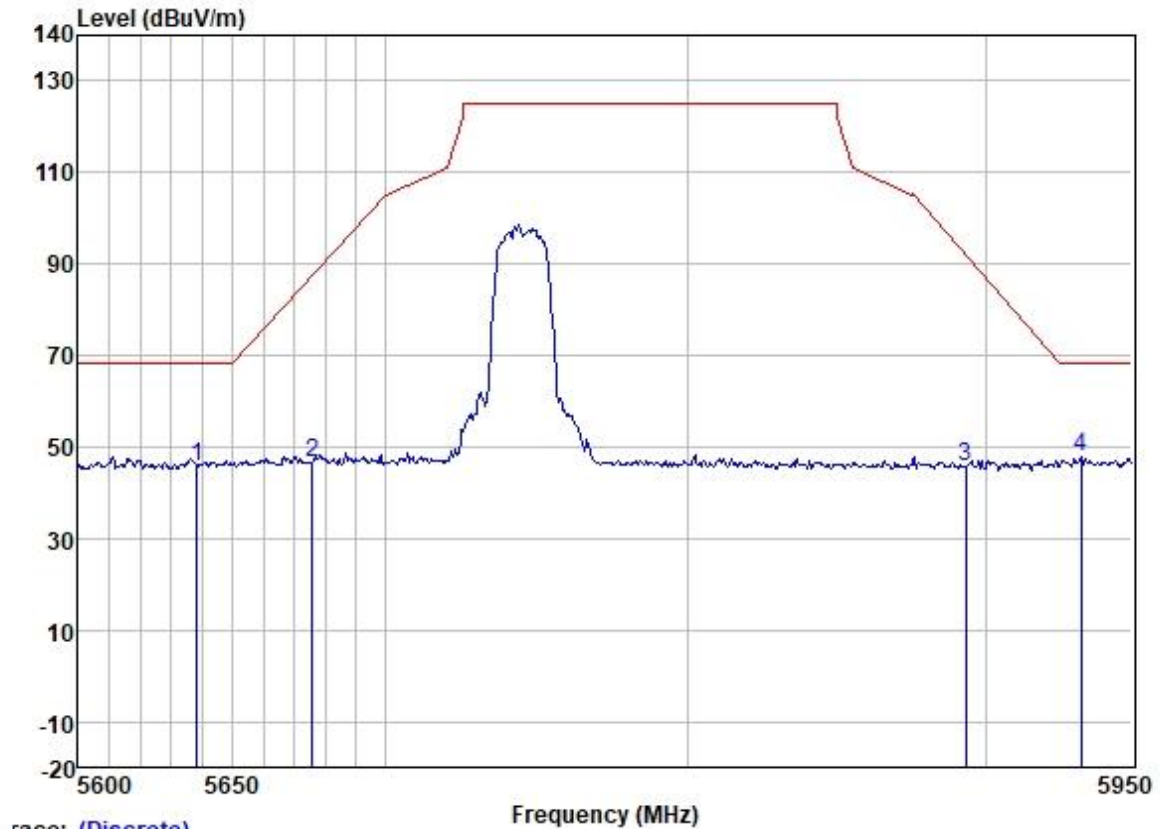
Test Mode: 06; Polarity: Horizontal; Modulation:802.11ac; Bandwidth:80MHz; Channel: High



Trace: (Discrete)

	Freq	ReadAntenna	Cable	Preamp	Level	Limit	Over	Pol/Phase	Remark
	MHz	Level	Factor	Loss	Factor	Line	Limit		
	MHz	dBuV	dB/m	dB	dB	dBuV/m	dBuV/m	dB	
1	5725.000	44.19	32.07	6.25	36.15	46.36	68.20	-21.84	HORIZONTAL Peak
2	5732.991	43.53	32.07	6.25	36.15	45.70	68.20	-22.50	HORIZONTAL Peak

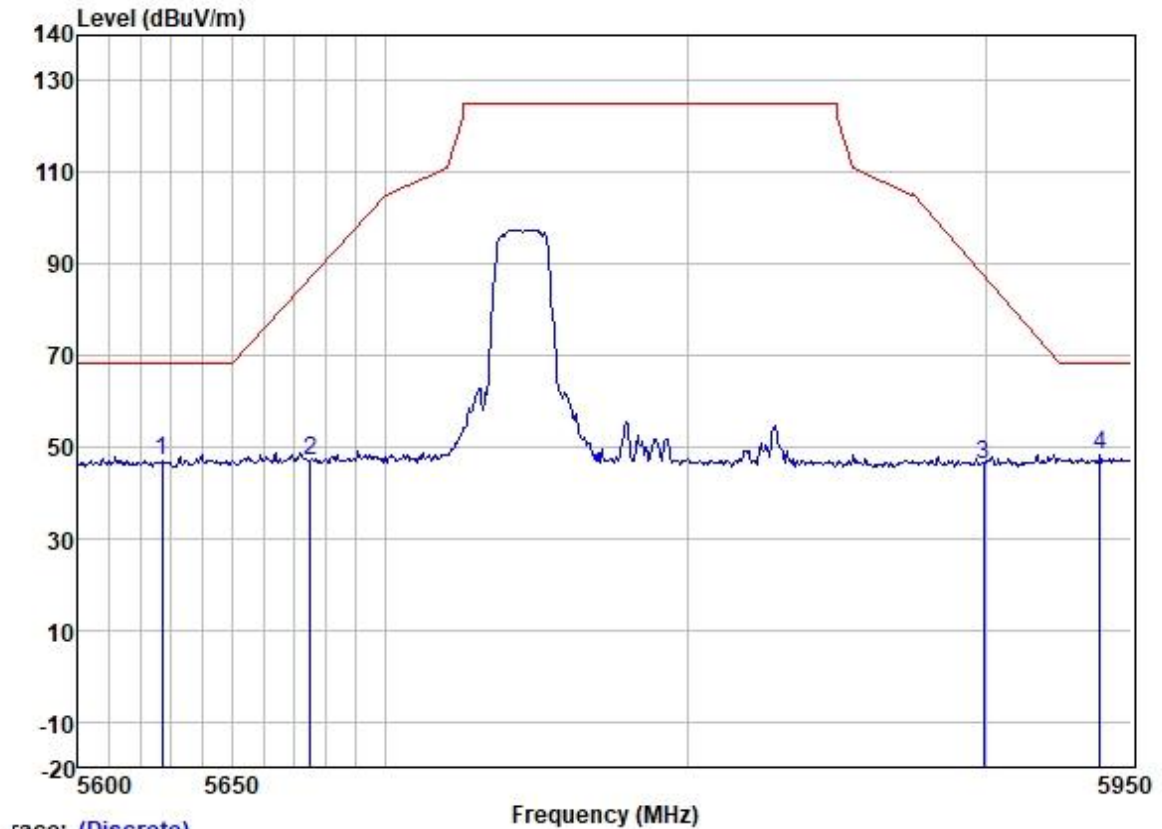
Test Mode: 07; Polarity: Vertical; Modulation:802.11a; Bandwidth:20MHz; Channel:Low



Trace: (Discrete)

		ReadAntenna		Cable	Preamp		Limit	Over		
	Freq	Level	Factor	Loss	Factor	Level	Line	Limit	Pol/Phase	Remark
	MHz	dBuV	dB/m	dB	dB	dBuV/m	dBuV/m	dB		
1	5638.495	43.57	31.93	6.33	36.16	45.67	68.20	-22.53	VERTICAL	Peak
2	5675.878	44.32	31.99	6.38	36.16	46.53	87.39	-40.86	VERTICAL	Peak
3	5893.279	43.67	32.31	5.90	36.12	45.76	91.68	-45.92	VERTICAL	Peak
4	5932.351	45.46	32.34	6.00	36.11	47.69	68.20	-20.51	VERTICAL	Peak

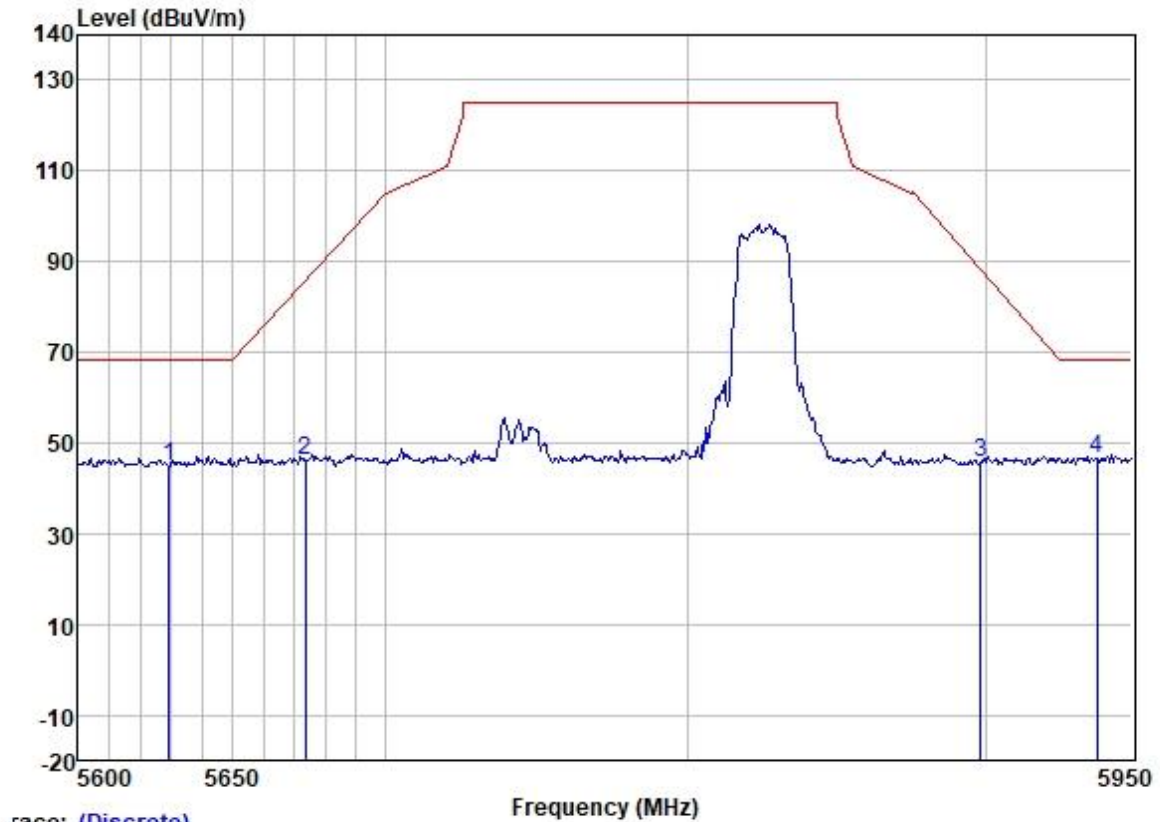
Test Mode: 07; Polarity: Horizontal; Modulation:802.11a; Bandwidth:20MHz; Channel:Low



Trace: (Discrete)

	ReadAntenna	Cable	Preamp	Limit	Over				
Freq	Level	Factor	Loss	Factor	Level	Line	Limit	Pol/Phase	Remark
MHz	dBuV	dB/m	dB	dB	dBuV/m	dBuV/m	dB		
1	5627.226	44.69	31.93	6.33	36.17	46.78	68.20	-21.42	HORIZONTAL Peak
2	5675.190	44.85	31.99	6.38	36.16	47.06	86.88	-39.82	HORIZONTAL Peak
3	5899.356	44.23	32.31	5.90	36.12	46.32	87.17	-40.85	HORIZONTAL Peak
4	5938.828	46.04	32.34	6.00	36.11	48.27	68.20	-19.93	HORIZONTAL Peak

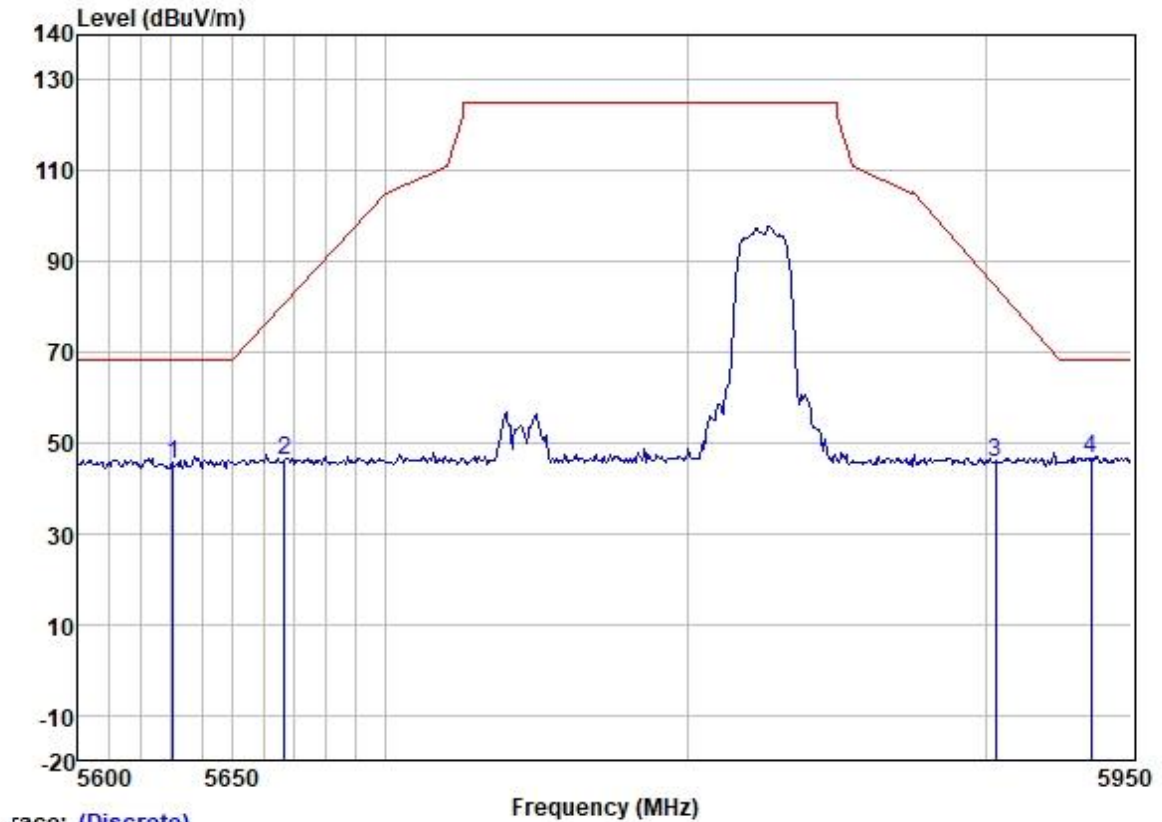
Test Mode: 07; Polarity: Vertical; Modulation:802.11a; Bandwidth:20MHz; Channel: High



Trace: (Discrete)

	Freq	ReadAntenna	Cable	Preamp	Level	Limit	Over	Pol/Phase	Remark
	MHz	Level	Factor	Loss	Factor	Line	Limit		
	MHz	dBuV	dB/m	dB	dB	dBuV/m	dBuV/m	dB	
1	5629.273	42.86	31.93	6.33	36.17	44.95	68.20	-23.25	VERTICAL Peak
2	5673.814	43.84	31.99	6.38	36.16	46.05	85.86	-39.81	VERTICAL Peak
3	5898.283	43.49	32.31	5.90	36.12	45.58	87.97	-42.39	VERTICAL Peak
4	5938.108	44.28	32.34	6.00	36.11	46.51	68.20	-21.69	VERTICAL Peak

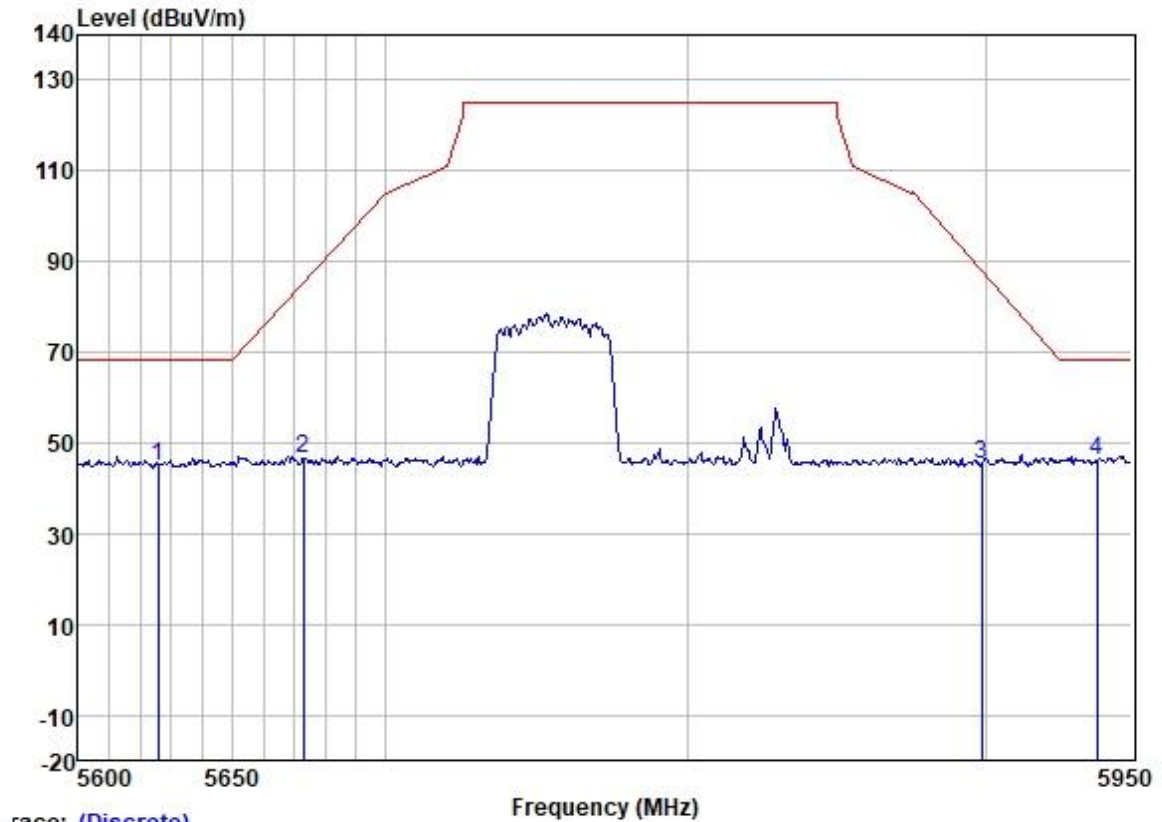
Test Mode: 07; Polarity: Horizontal; Modulation:802.11a; Bandwidth:20MHz; Channel: High



Trace: (Discrete)

	Freq	Read	Antenna	Cable	Preamp	Level	Limit	Over	Pol/Phase	Remark
	MHz	Level	Factor	Loss	Factor	dBuV/m	Line	Limit		
	MHz	dBuV	dB/m	dB	dB	dBuV/m	dBuV/m	dB		
1	5630.638	43.18	31.93	6.33	36.17	45.27	68.20	-22.93	HORIZONTAL	Peak
2	5666.938	43.96	31.97	6.37	36.16	46.14	80.77	-34.63	HORIZONTAL	Peak
3	5903.291	43.72	32.31	5.90	36.12	45.81	84.26	-38.45	HORIZONTAL	Peak
4	5935.949	44.47	32.34	6.00	36.11	46.70	68.20	-21.50	HORIZONTAL	Peak

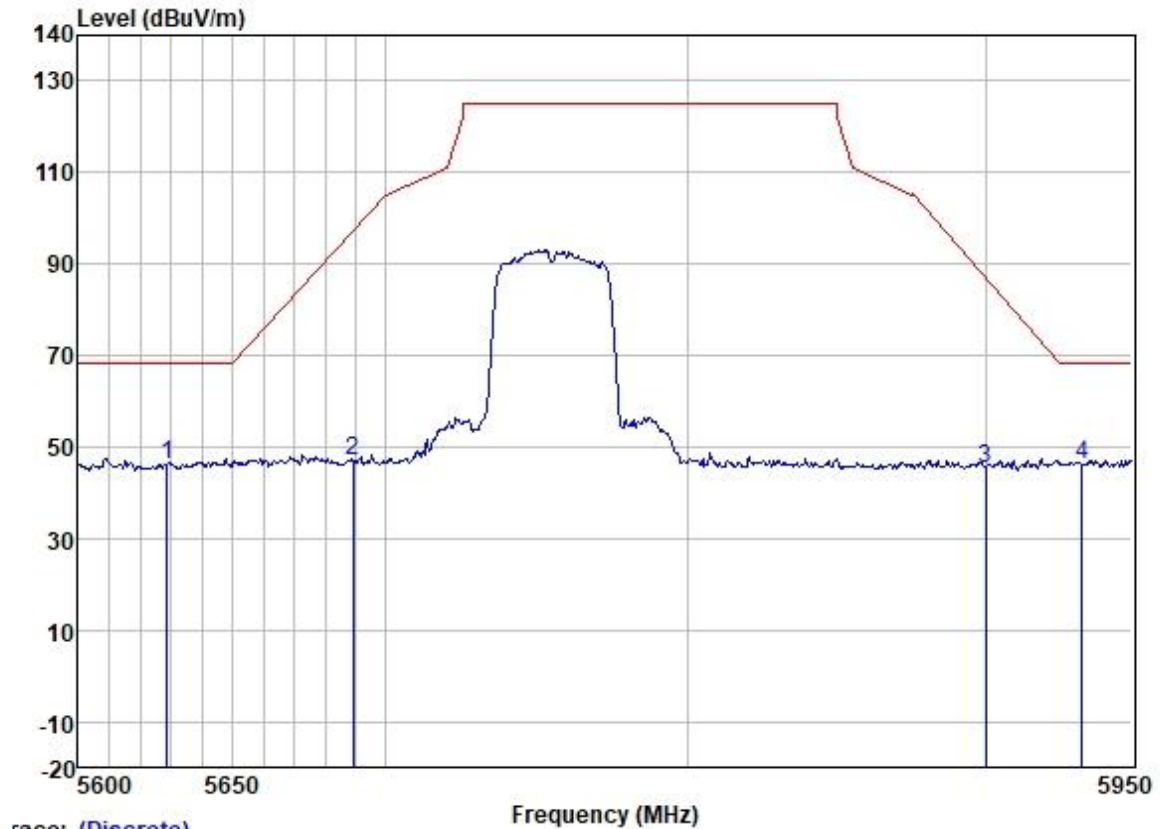
Test Mode: 07; Polarity: Vertical; Modulation:802.11n; Bandwidth:40MHz; Channel:Low



Trace: (Discrete)

	Freq	ReadAntenna	Cable	Preamp	Level	Limit	Over	Pol/Phase	Remark
	MHz	Level	Factor	Loss	Factor	Line	Limit		
	MHz	dBuV	dB/m	dB	dB	dBuV/m	dBuV/m	dB	
1	5625.861	42.90	31.93	6.33	36.17	44.99	68.20	-23.21	VERTICAL Peak
2	5673.126	44.26	31.99	6.38	36.16	46.47	85.35	-38.88	VERTICAL Peak
3	5898.641	43.40	32.31	5.90	36.12	45.49	87.70	-42.21	VERTICAL Peak
4	5938.108	44.01	32.34	6.00	36.11	46.24	68.20	-21.96	VERTICAL Peak

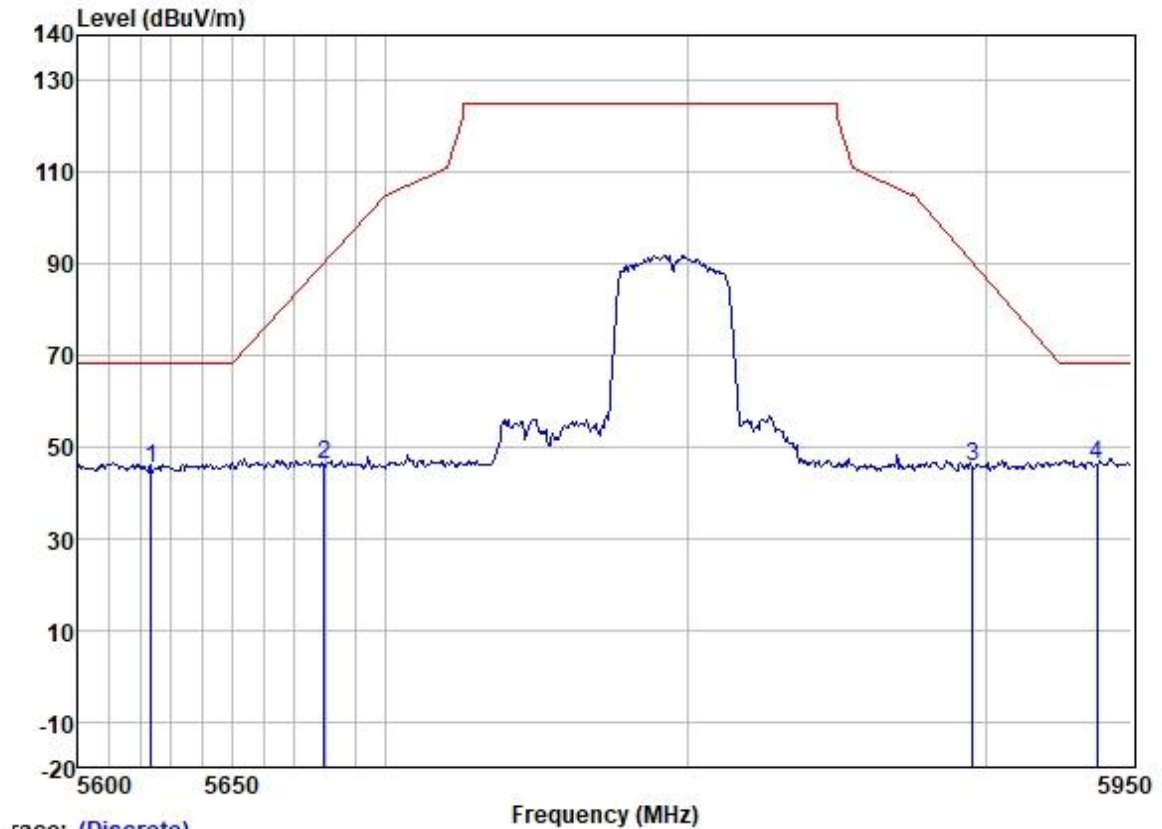
Test Mode: 07; Polarity: Horizontal; Modulation:802.11n; Bandwidth:40MHz; Channel:Low



Trace: (Discrete)

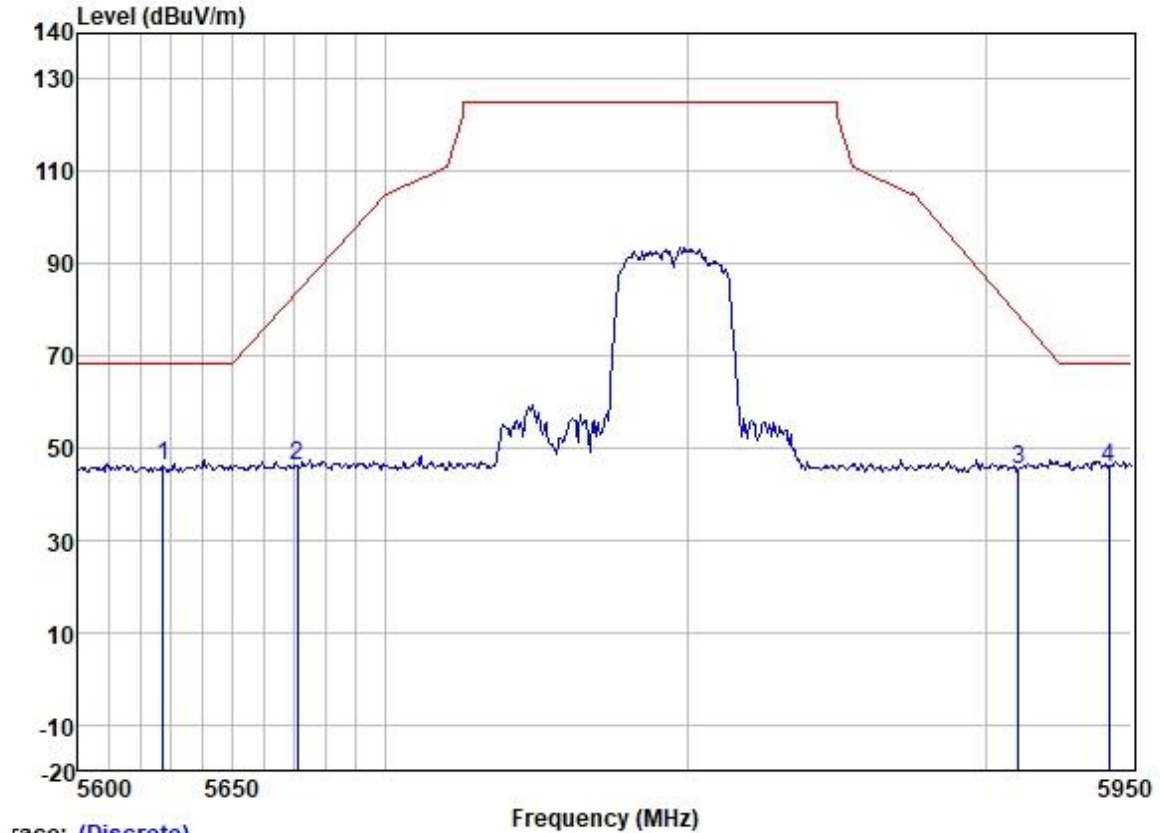
	ReadAntenna	Cable	Preamp	Limit	Over				
Freq	Level	Factor	Loss	Factor	Level	Line	Limit	Pol/Phase	Remark
MHz	dBuV	dB/m	dB	dB	dBuV/m	dBuV/m	dB		
1 5628.590	44.19	31.93	6.33	36.17	46.28	68.20	-21.92	HORIZONTAL	Peak
2 5689.313	44.72	32.01	6.40	36.15	46.98	97.32	-50.34	HORIZONTAL	Peak
3 5900.071	43.31	32.31	5.90	36.12	45.40	86.64	-41.24	HORIZONTAL	Peak
4 5932.711	43.96	32.34	6.00	36.11	46.19	68.20	-22.01	HORIZONTAL	Peak

Test Mode: 07; Polarity: Vertical; Modulation:802.11n; Bandwidth:40MHz; Channel: High



	ReadAntenna	Cable	Preamp	Limit	Over				
Freq	Level	Factor	Loss	Factor	Level	Line	Limit	Pol/Phase	Remark
MHz	dBuV	dB/m	dB	dB	dBuV/m	dBuV/m	dB		
1	5623.475	43.29	31.91	6.32	36.17	45.35	68.20	-22.85	VERTICAL Peak
2	5679.665	43.94	31.99	6.38	36.16	46.15	90.19	-44.04	VERTICAL Peak
3	5895.780	43.58	32.31	5.90	36.12	45.67	89.83	-44.16	VERTICAL Peak
4	5938.108	43.87	32.34	6.00	36.11	46.10	68.20	-22.10	VERTICAL Peak

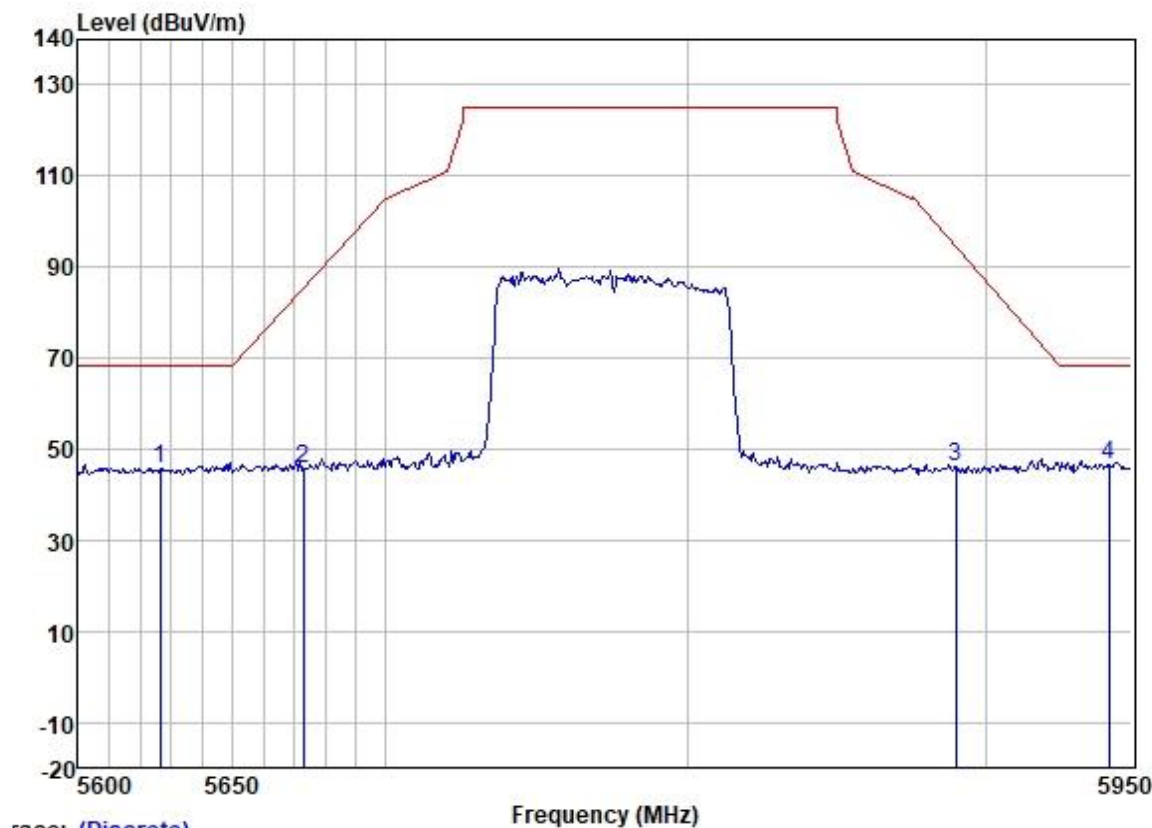
Test Mode: 07; Polarity: Horizontal; Modulation:802.11n; Bandwidth:40MHz; Channel: High



Trace: (Discrete)

	ReadAntenna	Cable	Preamp		Limit	Over			
Freq	Level	Factor	Loss	Factor	Level	Line	Limit	Pol/Phase	Remark
MHz	dBuV	dB/m	dB	dB	dBuV/m	dBuV/m	dB		
1	5627.567	43.83	31.93	6.33	36.17	45.92	68.20	-22.28	HORIZONTAL Peak
2	5671.063	44.02	31.97	6.37	36.16	46.20	83.83	-37.63	HORIZONTAL Peak
3	5911.170	43.09	32.33	5.95	36.12	45.25	78.42	-33.17	HORIZONTAL Peak
4	5942.069	43.58	32.36	6.05	36.11	45.88	68.20	-22.32	HORIZONTAL Peak

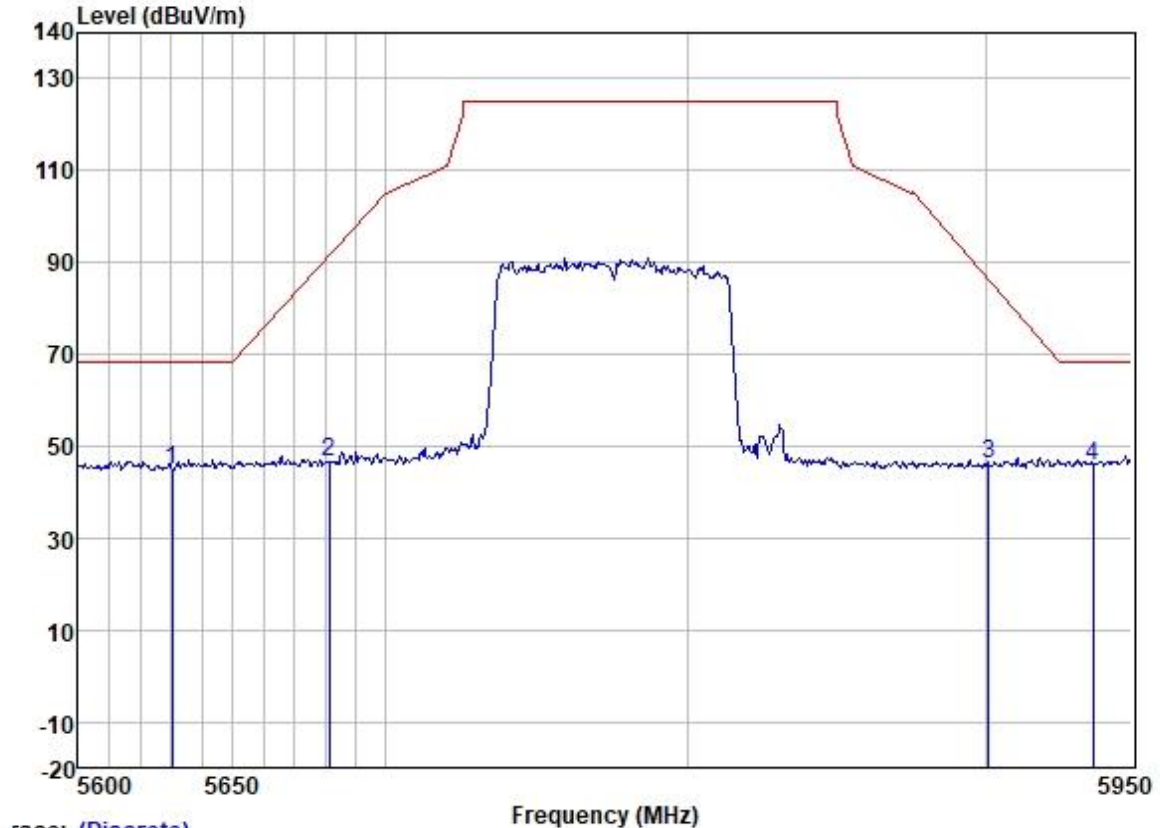
Test Mode: 07; Polarity: Vertical; Modulation:802.11ac; Bandwidth:80MHz



Trace: (Discrete)

	Read	Antenna	Cable	Preamp		Limit	Over		
Freq	Level	Factor	Loss	Factor	Level	Line	Limit	Pol/Phase	Remark
MHz	dBuV	dB/m	dB	dB	dBuV/m	dBuV/m	dB		
1	5626.543	43.43	31.93	6.33	36.17	45.52	68.20	-22.68	VERTICAL Peak
2	5673.126	43.29	31.99	6.38	36.16	45.50	85.35	-39.85	VERTICAL Peak
3	5890.064	43.85	32.31	5.90	36.12	45.94	94.07	-48.13	VERTICAL Peak
4	5942.069	44.06	32.36	6.05	36.11	46.36	68.20	-21.84	VERTICAL Peak

Test Mode: 07; Polarity: Horizontal; Modulation:802.11ac; Bandwidth:80MHz



Trace: (Discrete)

	ReadAntenna	Cable	Preamp	Limit	Over				
Freq	Level	Factor	Loss	Factor	Level	Line	Limit	Pol/Phase	Remark
MHz	dBuV	dB/m	dB	dB	dBuV/m	dBuV/m	dB		
1	5630.297	42.80	31.93	6.33	36.17	44.89	68.20	-23.31	HORIZONTAL Peak
2	5681.386	44.56	31.99	6.38	36.16	46.77	91.46	-44.69	HORIZONTAL Peak
3	5901.144	44.23	32.31	5.90	36.12	46.32	85.85	-39.53	HORIZONTAL Peak
4	5936.668	43.54	32.34	6.00	36.11	45.77	68.20	-22.43	HORIZONTAL Peak

7.10 Frequency Stability

Test Requirement 47 CFR Part 15, Subpart E 15.407 (g)

Test Method: ANSI C63.10 (2013) Section 6.8

7.10.1 E.U.T. Operation

Operating Environment:

Temperature: 27.4 °C Humidity: 57.8 % RH Atmospheric Pressure: 1006 mbar

7.10.2 Test Mode Description

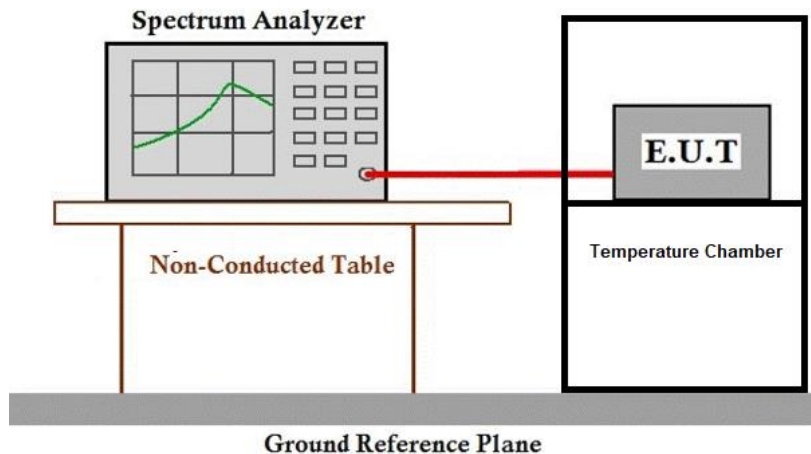
Pre-scan / Final test	Mode Code	Description
Final test	04	TX mode (U-NII-1)_Keep the EUT in continuously transmitting mode with all modulation types. All data rates for each modulation type have been tested and found the data rate @ 6Mbps is the worst case of IEEE 802.11a; data rate @ MCS0 is the worst case of IEEE 802.11n(HT20); data rate @ MCS0 is the worst case of IEEE 802.11n(HT40); data rate @ MCS0 is the worst case of IEEE 802.11ac(VHT20); data rate @ MCS0 is the worst case of IEEE 802.11ac(VHT40); data rate @ MCS0 is the worst case of IEEE 802.11ac(VHT80), final test modes are considering the modulation and worse data rates. Only the data of worst case is recorded in the report.
Final test	05	TX mode (U-NII-2A)_Keep the EUT in continuously transmitting mode with all modulation types.All data rates for each modulation type have been tested and found the data rate @ 6Mbps is the worst case of IEEE 802.11a; data rate @ MCS0 is the worst case of IEEE 802.11n(HT20); data rate @ MCS0 is the worst case of IEEE 802.11n(HT40); data rate @ MCS0 is the worst case of IEEE 802.11ac(VHT20); data rate @ MCS0 is the worst case of IEEE 802.11ac(VHT40); data rate @ MCS0 is the worst case of IEEE 802.11ac(VHT80), final test modes are considering the modulation and worse data rates. Only the data of worst case is recorded in the report.
Final test	06	TX mode (U-NII-2C)_Keep the EUT in continuously transmitting mode with all modulation types.All data rates for each modulation type have been tested and found the data rate @ 6Mbps is the worst case of IEEE 802.11a; data rate @ MCS0 is the worst case of IEEE 802.11n(HT20); data rate @ MCS0 is the worst case of IEEE 802.11n(HT40); data rate @ MCS0 is the worst case of IEEE 802.11ac(VHT20); data rate @ MCS0 is the worst case of IEEE 802.11ac(VHT40); data rate @ MCS0 is the worst case of IEEE 802.11ac(VHT80), final test modes are considering the modulation and worse data rates. Only the data of worst case is recorded in the report.
Final test	07	TX mode (U-NII-3)_Keep the EUT in continuously transmitting mode with all modulation types.All data rates for each modulation type have been tested and found the data rate @ 6Mbps is the worst case of IEEE 802.11a; data rate @ MCS0 is the worst case of IEEE 802.11n(HT20); data rate @ MCS0 is the worst case of IEEE 802.11n(HT40); data rate @ MCS0 is the worst case of IEEE 802.11ac(VHT20); data rate @ MCS0 is the worst case of IEEE 802.11ac(VHT40); data rate @ MCS0 is the worst case of IEEE 802.11ac(VHT80), final test modes are considering the modulation and worse data rates. Only the data of worst case is recorded in the report.



Unless otherwise agreed in writing, this document is issued by the Company subject to its General Conditions of Service printed overleaf, available on request or accessible at <http://www.sgs.com/en/Terms-and-Conditions.aspx> and, for electronic format documents, subject to Terms and Conditions for Electronic Documents at <http://www.sgs.com/en/Terms-and-Conditions/Terms-e-Documents.aspx>. Attention is drawn to the limitation of liability, indemnification and jurisdiction issues defined therein. Any holder of this document is advised that information contained hereon reflects the Company's findings at the time of its intervention only and within the limits of Client's instructions, if any. The Company's sole responsibility is to its Client and this document does not exonerate parties to a transaction from exercising all their rights and obligations under the transaction documents. This document cannot be reproduced except in full, without prior written approval of the Company. Any unauthorized alteration, forgery or falsification of the content or appearance of this document is unlawful and offenders may be prosecuted to the fullest extent of the law. Unless otherwise stated the results shown in this test report refer only to the sample(s) tested and such sample(s) are retained for 30 days only.

Attention: To check the authenticity of testing / inspection report & certificate, please contact us at telephone: (86-755) 8307 1443, or email: CN.Doccheck@sgs.com

7.10.3 Test Setup Diagram



7.10.4 Measurement Procedure and Data

Please Refer to Appendix for Details

7.11 Radiated Emissions (Below 1GHz)

Test Requirement 47 CFR Part 15, Subpart C 15.209 & Subpart E 15.407(b)

Test Method: KDB 789033 D02 II G

Limit:

Frequency (MHz)	Field strength(microvolts/meter)	Measurement distance (meters)
0.009-0.490	2400/F(kHz)	300
0.490-1.705	24000/F(kHz)	30
1.705-30.0	30	30
30-88	100	3
88-216	150	3
216-960	200	3
960-1000	500	3

7.11.1 E.U.T. Operation

Operating Environment:

Temperature: 26.0 °C Humidity: 56.3 % RH Atmospheric Pressure: 1006 mbar

7.11.2 Test Mode Description

Pre-scan / Final
test

Mode
Code

Description

Final test

04

TX mode (U-NII-1)_Keep the EUT in continuously transmitting mode with all modulation types. All data rates for each modulation type have been tested and found the data rate @ 6Mbps is the worst case of IEEE 802.11a; data rate @ MCS0 is the worst case of IEEE 802.11n(HT20); data rate @ MCS0 is the worst case of IEEE 802.11n(HT40); data rate @ MCS0 is the worst case of IEEE 802.11ac(VHT20); data rate @ MCS0 is the worst case of IEEE 802.11ac(VHT40); data rate @ MCS0 is the worst case of IEEE 802.11ac(VHT80), final test modes are considering the modulation and worse data rates. Only the data of worst case is recorded in the report.

Pre-scan

05

TX mode (U-NII-2A)_Keep the EUT in continuously transmitting mode with all modulation types.All data rates for each modulation type have been tested and found the data rate @ 6Mbps is the worst case of IEEE 802.11a; data rate @ MCS0 is the worst case of IEEE 802.11n(HT20); data rate @ MCS0 is the worst case of IEEE 802.11n(HT40); data rate @ MCS0 is the worst case of IEEE 802.11ac(VHT20); data rate @ MCS0 is the worst case of IEEE 802.11ac(VHT40); data rate @ MCS0 is the worst case of IEEE 802.11ac(VHT80), final test modes are considering the modulation and worse data rates. Only the data of worst case is recorded in the report.

Pre-scan

06

TX mode (U-NII-2C)_Keep the EUT in continuously transmitting mode with all modulation types.All data rates for each modulation type have been tested and found the data rate @ 6Mbps is the worst case of IEEE 802.11a; data rate @ MCS0 is the worst case of IEEE 802.11n(HT20); data rate @ MCS0 is the worst case of IEEE 802.11n(HT40); data rate @ MCS0 is the worst case of IEEE 802.11ac(VHT20); data rate @ MCS0 is the worst case of IEEE 802.11ac(VHT40); data rate @ MCS0 is the worst case of IEEE 802.11ac(VHT80), final test modes are considering the modulation and worse data rates. Only the data of worst case is recorded in the report.



Unless otherwise agreed in writing, this document is issued by the Company subject to its General Conditions of Service printed overleaf, available on request or accessible at <http://www.sgs.com/en/Terms-and-Conditions.aspx> and, for electronic format documents, subject to Terms and Conditions for Electronic Documents at <http://www.sgs.com/en/terms-and-Conditions/Terms-e-Documents.aspx>. Attention is drawn to the limitation of liability, indemnification and jurisdiction issues defined therein. Any holder of this document is advised that information contained herein reflects the Company's findings at the time of its intervention only and within the limits of Client's instructions, if any. The Company's sole responsibility is to its Client and this document does not exonerate parties to a transaction from exercising all their rights and obligations under the transaction documents. This document cannot be reproduced except in full, without prior written approval of the Company. Any unauthorized alteration, forgery or falsification of the content or appearance of this document is unlawful and offenders may be prosecuted to the fullest extent of the law. Unless otherwise stated the results shown in this test report refer only to the sample(s) tested and such sample(s) are retained for 30 days only.

Attention: To check the authenticity of testing / inspection report & certificate, please contact us at telephone: (86-755) 8307 1443, or email: CN.Doccheck@sgs.com

SGS-CSTC Standards Technical Services Co., Ltd.
Guangzhou Branch Testing Laboratory, EEC Laboratory

No.198 Kezhu Road, Sciotech Park, Guangzhou Economic & Technology Development District, Guangzhou, China 510663 t (86-20) 82155555 f (86-20) 82075058 www.sgs.com.cn
中国·广州·经济技术开发区科学城科珠路198号 邮编: 510663 t (86-20) 82155555 f (86-20) 82075058 sgs.china@sgs.com

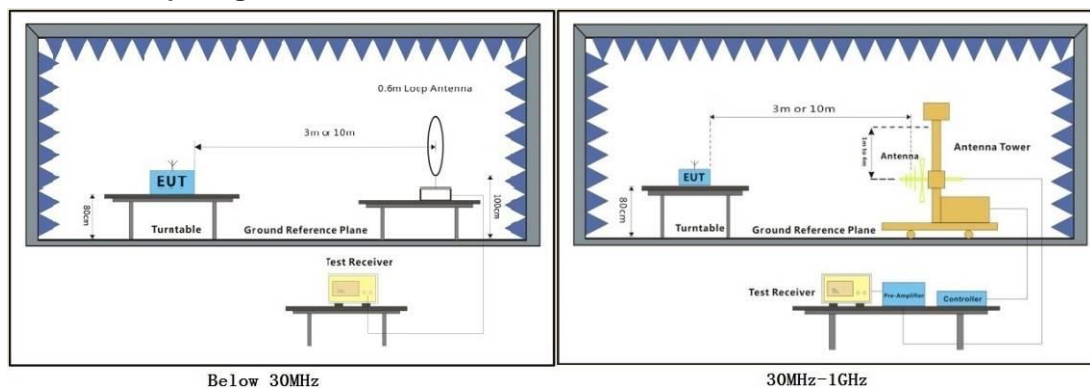
worst case of IEEE 802.11ac(VHT20); data rate @ MCS0 is the worst case of IEEE 802.11ac(VHT40); data rate @ MCS0 is the worst case of IEEE 802.11ac(VHT80), final test modes are considering the modulation and worse data rates. Only the data of worst case is recorded in the report.

TX mode (U-NII-3)_Keep the EUT in continuously transmitting mode with all modulation types.All data rates for each modulation type have been tested and found the data rate @ 6Mbps is the worst case of IEEE 802.11a; data rate @ MCS0 is the worst case of IEEE 802.11n(HT20); data rate @ MCS0 is the worst case of IEEE 802.11n(HT40); data rate @ MCS0 is the worst case of IEEE 802.11ac(VHT20); data rate @ MCS0 is the worst case of IEEE 802.11ac(VHT40); data rate @ MCS0 is the worst case of IEEE 802.11ac(VHT80), final test modes are considering the modulation and worse data rates. Only the data of worst case is recorded in the report.

Pre-scan

07

7.11.3 Test Setup Diagram



7.11.4 Measurement Procedure and Data

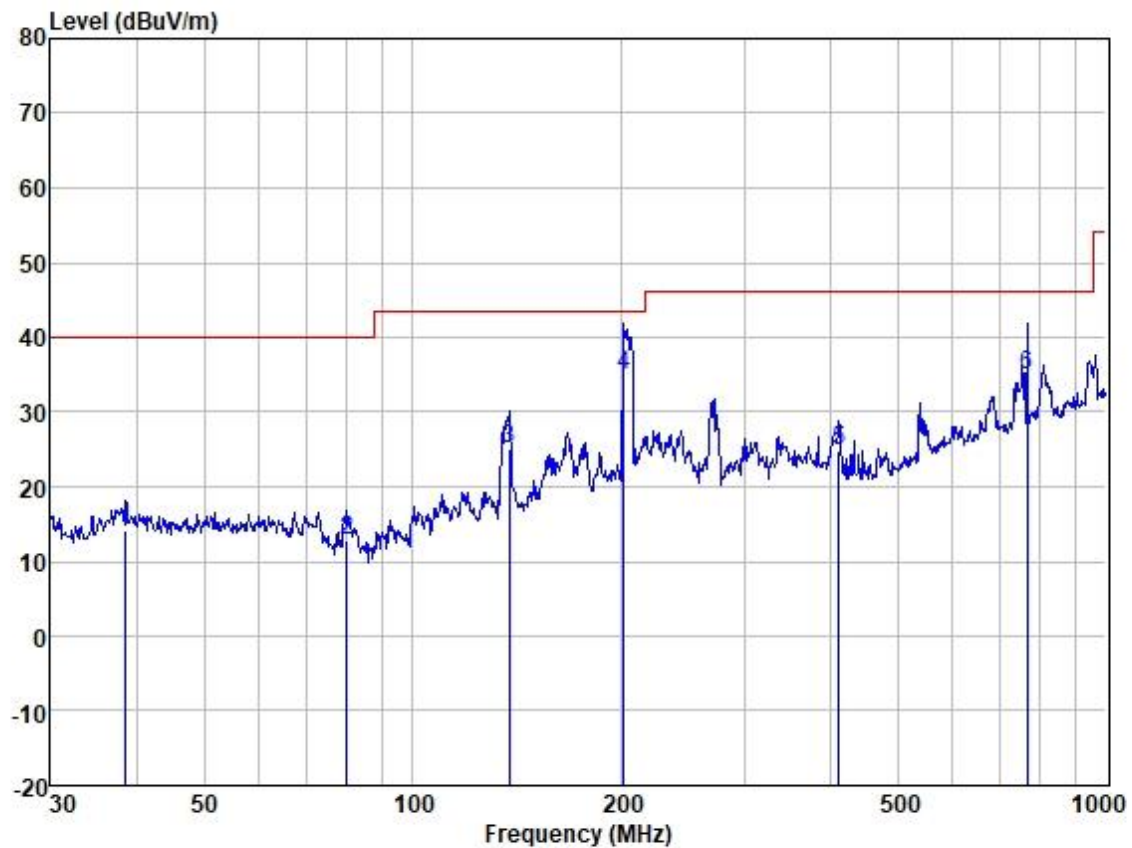
- For below 1GHz, the EUT was placed on the top of a rotating table 0.8 meters above the ground at a 3 meter semi-anechoic chamber. The table was rotated 360 degrees to determine the position of the highest radiation.
- The EUT was set 3 or 10 meters away from the interference-receiving antenna, which was mounted on the top of a variable-height antenna tower.
- The antenna height is varied from one meter to four meters above the ground to determine the maximum value of the field strength. Both horizontal and vertical polarizations of the antenna are set to make the measurement.
- For each suspected emission, the EUT was arranged to its worst case and then the antenna was tuned to heights from 1 meter to 4 meters (for the test frequency of below 30MHz, the antenna was tuned to heights 1 meter) and the rotatable table was turned from 0 degrees to 360 degrees to find the maximum reading.
- The test-receiver system was set to Peak Detect Function and Specified Bandwidth with Maximum Hold Mode.
- If the emission level of the EUT in peak mode was 10dB lower than the limit specified, then testing could be stopped and the peak values of the EUT would be reported. Otherwise the emissions that did not have 10dB margin would be re-tested one by one using quasi-peak method as specified and then reported in a data sheet.
- Test the EUT in the lowest channel, the middle channel, the Highest channel.
- The radiation measurements are performed in X, Y, Z axis positioning for Transmitting mode, and found the X axis positioning which it is the worst case.
- Repeat above procedures until all frequencies measured was complete.

Remark:

- Level= Read Level+ Cable Loss+ Antenna Factor- Preamp Factor
- For emission below 1GHz, through the pre-scan found the worst case is the lowest channel of 802.11a. Only the worst case is recorded in the report.
- Scan from 9kHz to 30MHz, the disturbance below 30MHz was very low. The points marked on above plots are the highest emissions could be found when testing, so only above points had been displayed. The amplitude of spurious emissions from the radiator which are attenuated more than 20dB below the limit need not be reported.
- The disturbance below 1GHz was very low and the harmonics were the highest point could be found when testing, so only the above harmonics had been displayed.



Test Mode: 04; Polarity: Horizontal



Site : SGS
Job :
Model :
Power :
Test Mode :

	Freq	Read Level	Antenna Factor	Cable Loss	Preamplifier Factor	Measured Level	Limit Line	Over Limit	Pol/Phase	Remark
	MHz	dBuV	dB/m	dB	dB	dBuV/m	dBuV/m	dB		
1	38.481	27.31	13.40	1.09	27.61	14.19	40.00	-25.81	HORIZONTAL	QP
2	80.362	29.86	9.10	1.48	27.60	12.84	40.00	-27.16	HORIZONTAL	QP
3	137.420	37.57	12.91	2.05	27.48	25.05	43.50	-18.45	HORIZONTAL	QP
4	201.393	49.59	10.05	2.53	27.30	34.87	43.50	-8.63	HORIZONTAL	QP
5	411.824	32.95	15.79	3.99	28.05	24.68	46.00	-21.32	HORIZONTAL	QP
6	768.748	35.28	22.14	6.05	28.62	34.85	46.00	-11.15	HORIZONTAL	QP



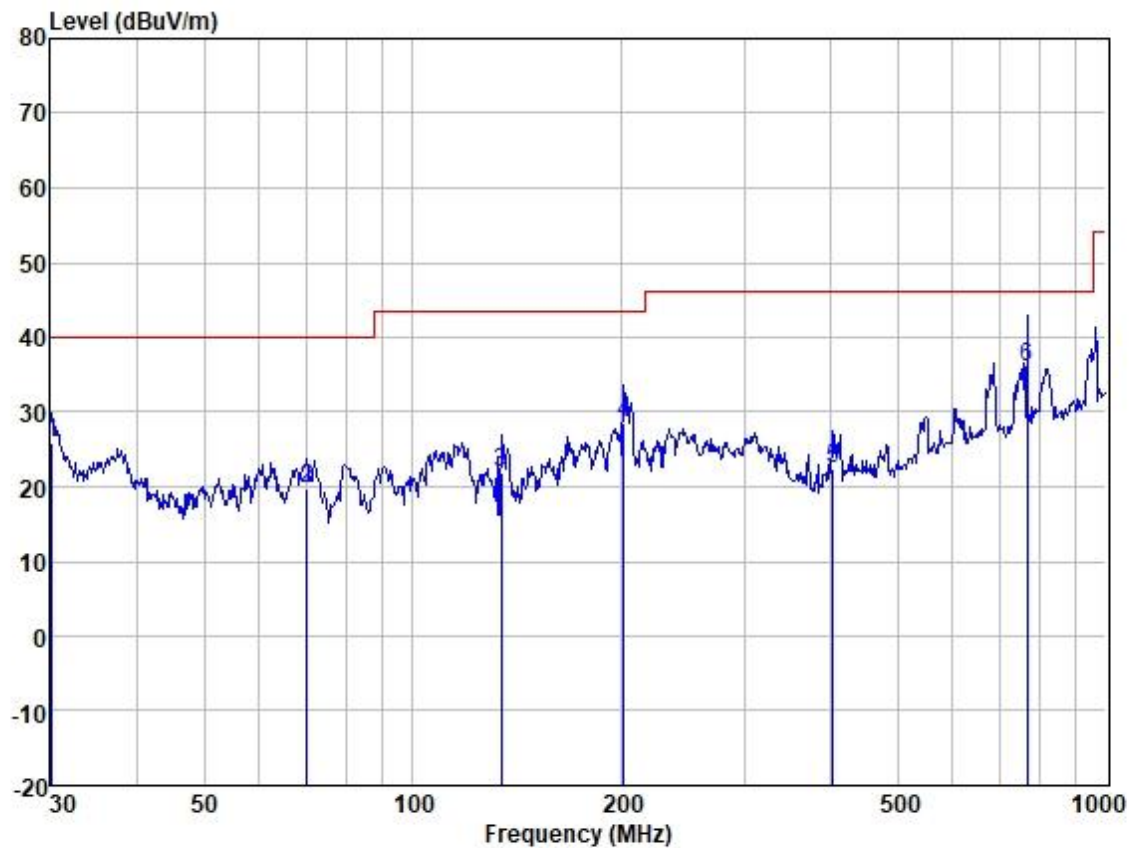
Unless otherwise agreed in writing, this document is issued by the Company subject to its General Conditions of Service printed overleaf, available on request or accessible at <http://www.sgs.com/en/Terms-and-Conditions.aspx> and, for electronic format documents, subject to Terms and Conditions for Electronic Documents at <http://www.sgs.com/en/Terms-and-Conditions/Terms-e-Documents.aspx>. Attention is drawn to the limitation of liability, indemnification and jurisdiction issues defined therein. Any holder of this document is advised that information contained hereon reflects the Company's findings at the time of its intervention only and within the limits of Client's instructions, if any. The Company's sole responsibility is to its Client and this document does not exonerate parties to a transaction from exercising all their rights and obligations under the transaction documents. This document cannot be reproduced except in full, without prior written approval of the Company. Any unauthorized alteration, forgery or falsification of the content or appearance of this document is unlawful and offenders may be prosecuted to the fullest extent of the law. Unless otherwise stated the results shown in this test report refer only to the sample(s) tested and such sample(s) are retained for 30 days only.

Attention: To check the authenticity of testing / inspection report & certificate, please contact us at telephone: (86-755) 8307 1443, or email: CN.Doccheck@sgs.com

SGS-CSTC Standards Technical Services Co., Ltd.
Guangzhou Branch, EMC Laboratory

No. 198 Kezhu Road, Sciotech Park, Guangzhou Economic & Technology Development District, Guangzhou, China 510663 t (86-20) 82155555 f (86-20) 82075058 www.sgs.com.cn
中国·广州·经济技术开发区科学城科珠路198号 邮编: 510663 t (86-20) 82155555 f (86-20) 82075058 sgs.china@sgs.com

Test Mode: 04; Polarity: Vertical



Site : SGS
Job :
Model :
Power :
Test Mode :

	Freq	Read Level	Antenna Factor	Cable Loss	Preamplifier Factor	Measured Level	Limit Line	Over Limit	Pol/Phase	Remark
	MHz	dBuV	dB/m	dB	dB	dBuV/m	dBuV/m	dB		
1	30.105	39.48	12.94	1.02	27.67	25.77	40.00	-14.23	VERTICAL	QP
2	70.337	34.41	11.46	1.41	27.60	19.68	40.00	-20.32	VERTICAL	QP
3	134.088	34.86	12.56	2.01	27.51	21.92	43.50	-21.58	VERTICAL	QP
4	201.393	43.34	10.05	2.53	27.30	28.62	43.50	-14.88	VERTICAL	QP
5	403.250	30.84	15.62	3.95	28.01	22.40	46.00	-23.60	VERTICAL	QP
6	768.748	36.32	22.14	6.05	28.62	35.89	46.00	-10.11	VERTICAL	QP



Unless otherwise agreed in writing, this document is issued by the Company subject to its General Conditions of Service printed overleaf, available on request or accessible at <http://www.sgs.com/en/Terms-and-Conditions.aspx> and, for electronic format documents, subject to Terms and Conditions for Electronic Documents at <http://www.sgs.com/en/Terms-and-Conditions/Terms-e-Documents.aspx>. Attention is drawn to the limitation of liability, indemnification and jurisdiction issues defined therein. Any holder of this document is advised that information contained hereon reflects the Company's findings at the time of its intervention only and within the limits of Client's instructions, if any. The Company's sole responsibility is to its Client and this document does not exonerate parties to a transaction from exercising all their rights and obligations under the transaction documents. This document cannot be reproduced except in full, without prior written approval of the Company. Any unauthorized alteration, forgery or falsification of the content or appearance of this document is unlawful and offenders may be prosecuted to the fullest extent of the law. Unless otherwise stated the results shown in this test report refer only to the sample(s) tested and such sample(s) are retained for 30 days only.

Attention: To check the authenticity of testing / inspection report & certificate, please contact us at telephone: (86-755) 8307 1443, or email: CN.Doccheck@sgs.com

SGS-CSTC Standards Technical Services Co., Ltd. Guangzhou Branch, EEC Laboratory, No. 198 Kezhu Road, Sciotech Park, Guangzhou Economic & Technology Development District, Guangzhou, China 510663 t (86-20) 82155555 f (86-20) 82075058 www.sgs.com.cn
中国·广州·经济技术开发区科学城科珠路198号 邮编: 510663 t (86-20) 82155555 f (86-20) 82075058 sgs.china@sgs.com

8 Test Setup Photo

Refer to Setup Photo for GZCR221100144305.



Unless otherwise agreed in writing, this document is issued by the Company subject to its General Conditions of Service printed overleaf, available on request or accessible at <http://www.sgs.com/en/Terms-and-Conditions.aspx> and, for electronic format documents, subject to Terms and Conditions for Electronic Documents at <http://www.sgs.com/en/Terms-and-Conditions/Terms-e-Documents.aspx>. Attention is drawn to the limitation of liability, indemnification and jurisdiction issues defined therein. Any holder of this document is advised that information contained hereon reflects the Company's findings at the time of its intervention only and within the limits of Client's instructions, if any. The Company's sole responsibility is to its Client and this document does not exonerate parties to a transaction from exercising all their rights and obligations under the transaction documents. This document cannot be reproduced except in full, without prior written approval of the Company. Any unauthorized alteration, forgery or falsification of the content or appearance of this document is unlawful and offenders may be prosecuted to the fullest extent of the law. Unless otherwise stated the results shown in this test report refer only to the sample(s) tested and such sample(s) are retained for 30 days only.

Attention: To check the authenticity of testing / inspection report & certificate, please contact us at telephone: (86-755) 8307 1443, or email: CN.Doccheck@sgs.com

9 EUT Constructional Details (EUT Photos)

Refer to External and Internal Photos for GZCR2211001443AT



Unless otherwise agreed in writing, this document is issued by the Company subject to its General Conditions of Service printed overleaf, available on request or accessible at <http://www.sgs.com/en/Terms-and-Conditions.aspx> and, for electronic format documents, subject to Terms and Conditions for Electronic Documents at <http://www.sgs.com/en/Terms-and-Conditions/Terms-e-Documents.aspx>. Attention is drawn to the limitation of liability, indemnification and jurisdiction issues defined therein. Any holder of this document is advised that information contained hereon reflects the Company's findings at the time of its intervention only and within the limits of Client's instructions, if any. The Company's sole responsibility is to its Client and this document does not exonerate parties to a transaction from exercising all their rights and obligations under the transaction documents. This document cannot be reproduced except in full, without prior written approval of the Company. Any unauthorized alteration, forgery or falsification of the content or appearance of this document is unlawful and offenders may be prosecuted to the fullest extent of the law. Unless otherwise stated the results shown in this test report refer only to the sample(s) tested and such sample(s) are retained for 30 days only.

Attention: To check the authenticity of testing / inspection report & certificate, please contact us at telephone: (86-755) 8307 1443, or email: CN.Doccheck@sgs.com

10 Appendix

1. Duty Cycle

1.1 Ant1

1.1.1 Test Result

Ant1							
Mode	TX Type	Frequency (MHz)	T_on (ms)	Period (ms)	Duty Cycle (%)	Duty Cycle Correction Factor (dB)	Max. DC Variation (%)
802.11a	SISO	5180	1.393	1.490	93.49	0.29	0.04
		5200	1.393	1.491	93.43	0.30	0.03
		5240	1.393	1.490	93.49	0.29	0.03
		5260	1.393	1.491	93.43	0.30	0.03
		5300	1.392	1.490	93.42	0.30	0.03
		5320	1.393	1.491	93.43	0.30	0.03
		5500	1.393	1.491	93.43	0.30	0.06
		5580	1.394	1.491	93.49	0.29	0.03
		5700	1.393	1.490	93.49	0.29	0.03
		5745	1.393	1.490	93.49	0.29	0.03
		5785	1.394	1.491	93.49	0.29	0.03
		5825	1.393	1.490	93.49	0.29	0.03
802.11n (HT20)	MIMO	5180	1.300	1.398	92.99	0.32	0.07
		5200	1.300	1.398	92.99	0.32	0.06
		5240	1.300	1.398	92.99	0.32	0.04
		5260	1.301	1.398	93.06	0.31	0.04
		5300	1.300	1.398	92.99	0.32	0.03
		5320	1.301	1.398	93.06	0.31	0.03
		5500	1.301	1.398	93.06	0.31	0.03
		5580	1.301	1.399	92.99	0.32	0.06
		5700	1.301	1.399	92.99	0.32	0.03
		5745	1.301	1.398	93.06	0.31	0.03
		5785	1.300	1.398	92.99	0.32	0.03
		5825	1.300	1.398	92.99	0.32	0.03
802.11n (HT40)	MIMO	5190	0.649	0.746	87.00	0.60	0.03
		5230	0.649	0.746	87.00	0.60	0.04
		5270	0.648	0.746	86.86	0.61	0.00
		5310	0.649	0.746	87.00	0.60	0.04
		5510	0.649	0.746	87.00	0.60	0.03
		5550	0.648	0.746	86.86	0.61	0.04
		5670	0.648	0.746	86.86	0.61	0.04
		5755	0.648	0.745	86.98	0.61	0.04



SGS-CSTC Standards Technical Services Co., Ltd. Guangzhou Branch

EMC-TRF-01 Rev 1.1

Report No.: GZCR221100144305

Page: 140 of 399

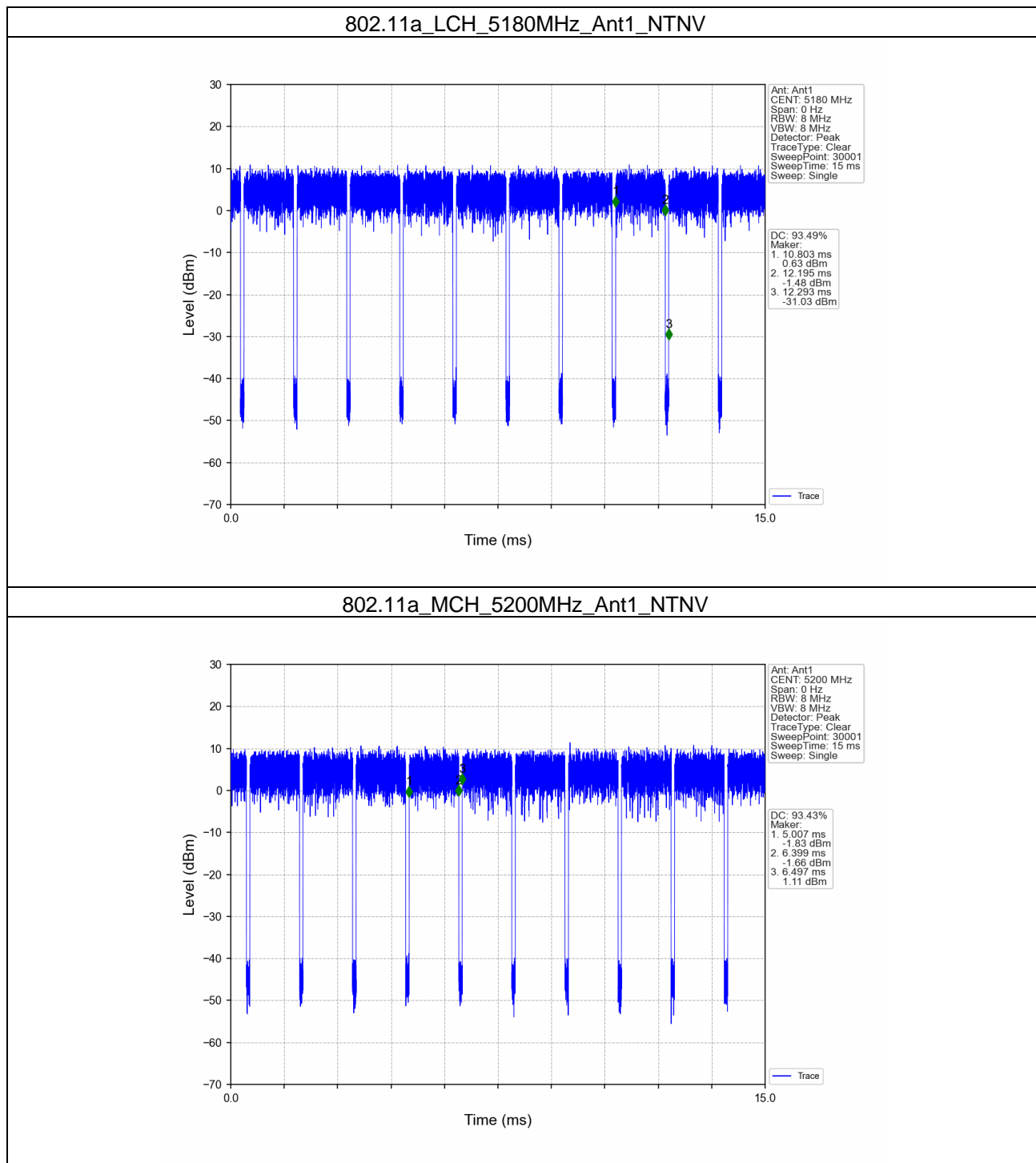
		5795	0.649	0.746	87.00	0.60	0.03
802.11ac (VHT20)	MIMO	5180	1.313	1.411	93.05	0.31	0.04
		5200	1.312	1.410	93.05	0.31	0.07
		5240	1.312	1.410	93.05	0.31	0.07
		5260	1.312	1.410	93.05	0.31	0.03
		5300	1.313	1.410	93.12	0.31	0.03
		5320	1.312	1.410	93.05	0.31	0.03
		5500	1.313	1.411	93.05	0.31	0.03
		5580	1.312	1.410	93.05	0.31	0.03
		5700	1.313	1.410	93.12	0.31	0.03
		5745	1.313	1.410	93.12	0.31	0.03
		5785	1.313	1.411	93.05	0.31	0.03
		5825	1.313	1.411	93.05	0.31	0.03
802.11ac (VHT40)	MIMO	5190	0.652	0.750	86.93	0.61	0.07
		5230	0.653	0.750	87.07	0.60	0.04
		5270	0.653	0.750	87.07	0.60	0.04
		5310	0.652	0.750	86.93	0.61	0.04
		5510	0.652	0.750	86.93	0.61	0.07
		5550	0.652	0.750	86.93	0.61	0.04
		5670	0.653	0.750	87.07	0.60	0.04
		5755	0.653	0.751	86.95	0.61	0.06
		5795	0.653	0.750	87.07	0.60	0.03
802.11ac (VHT80)	MIMO	5210	0.650	0.845	76.92	1.14	0.03
		5290	0.650	0.845	76.92	1.14	0.03
		5530	0.650	0.844	77.01	1.13	0.02
		5610	0.650	0.845	76.92	1.14	0.02
		5775	0.656	0.845	77.63	1.10	0.07



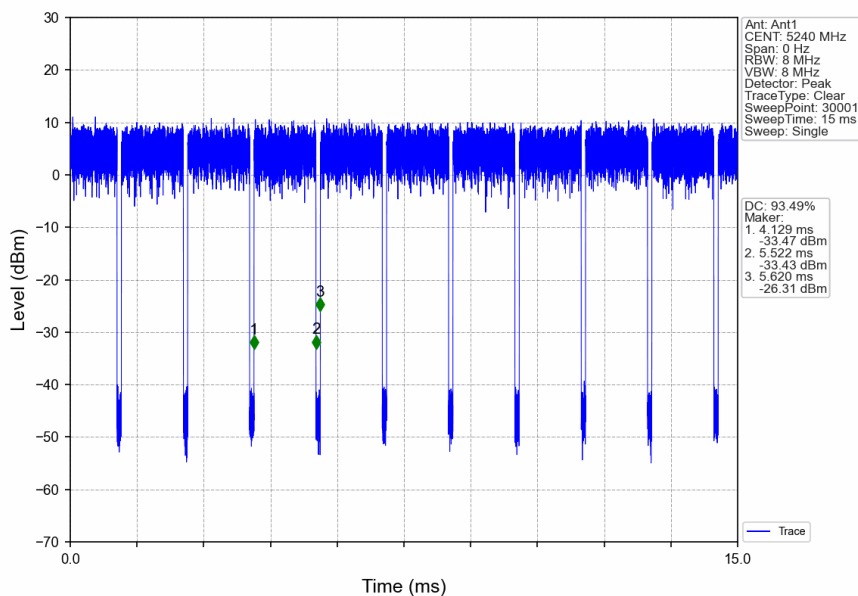
Unless otherwise agreed in writing, this document is issued by the Company subject to its General Conditions of Service printed overleaf, available on request or accessible at <http://www.sgs.com/en/Terms-and-Conditions.aspx> and, for electronic format documents, subject to Terms and Conditions for Electronic Documents at <http://www.sgs.com/en/Terms-and-Conditions/Terms-e-Documents.aspx>. Attention is drawn to the limitation of liability, indemnification and jurisdiction issues defined therein. Any holder of this document is advised that information contained hereon reflects the Company's findings at the time of its intervention only and within the limits of Client's instructions, if any. The Company's sole responsibility is to its Client and this document does not exonerate parties to a transaction from exercising all their rights and obligations under the transaction documents. This document cannot be reproduced except in full, without prior written approval of the Company. Any unauthorized alteration, forgery or falsification of the content or appearance of this document is unlawful and offenders may be prosecuted to the fullest extent of the law. Unless otherwise stated the results shown in this test report refer only to the sample(s) tested and such sample(s) are retained for 30 days only.

Attention: To check the authenticity of testing /inspection report & certificate, please contact us at telephone: (86-755) 8307 1443, or email: CN.Doccheck@sgs.com

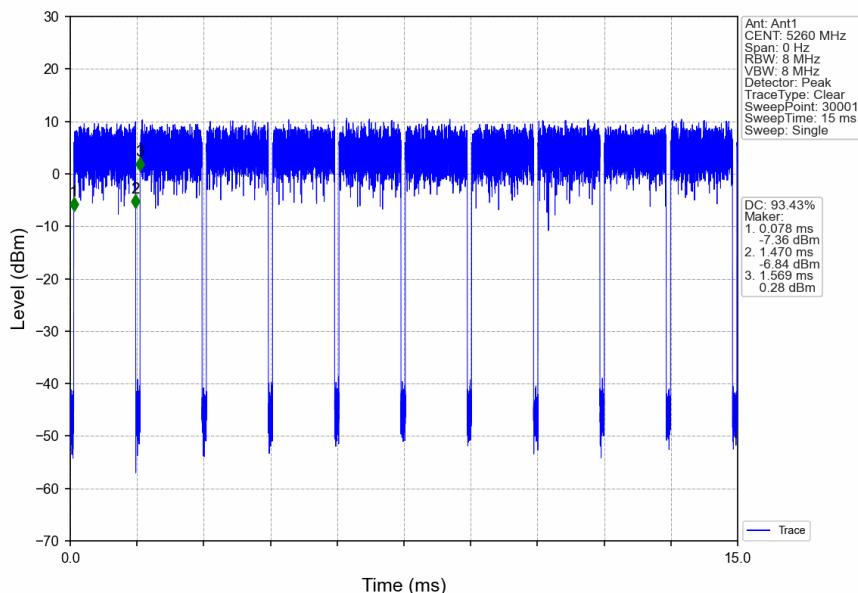
1.1.2 Test Graph



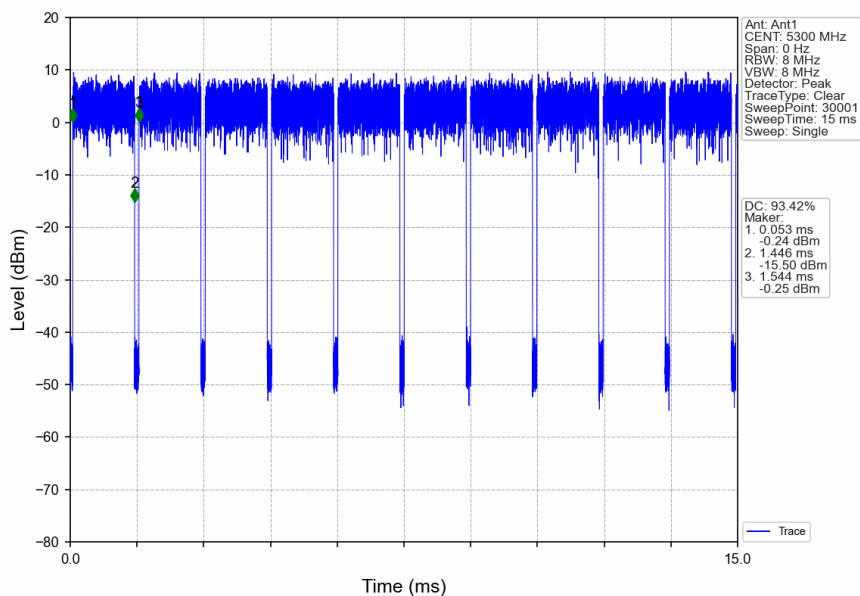
802.11a_HCH_5240MHz_Ant1_NTNV



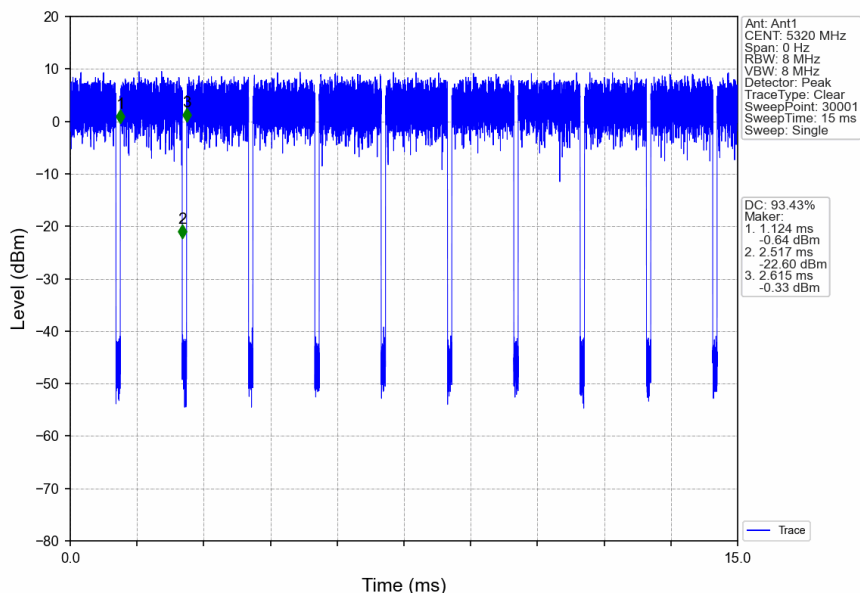
802.11a_LCH_5260MHz_Ant1_NTNV



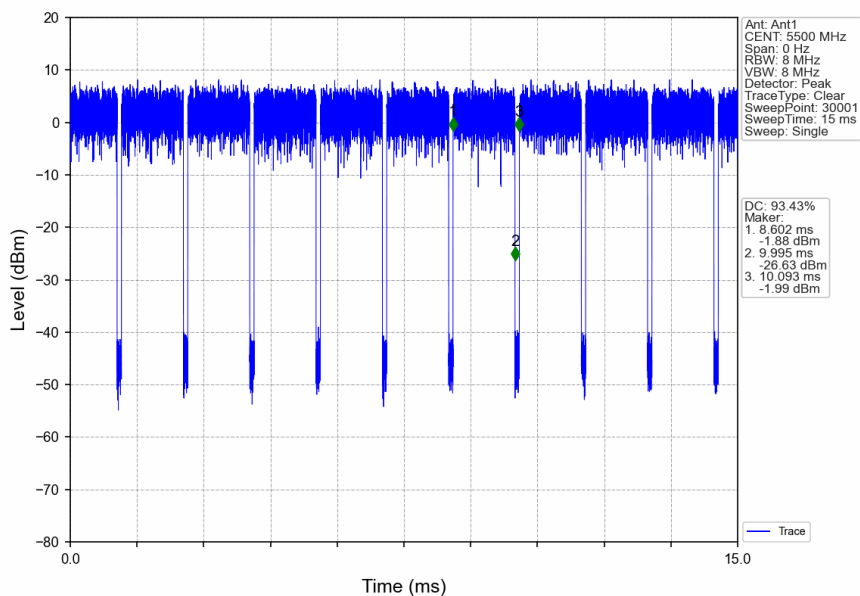
802.11a_MCH_5300MHz_Ant1_NTNV



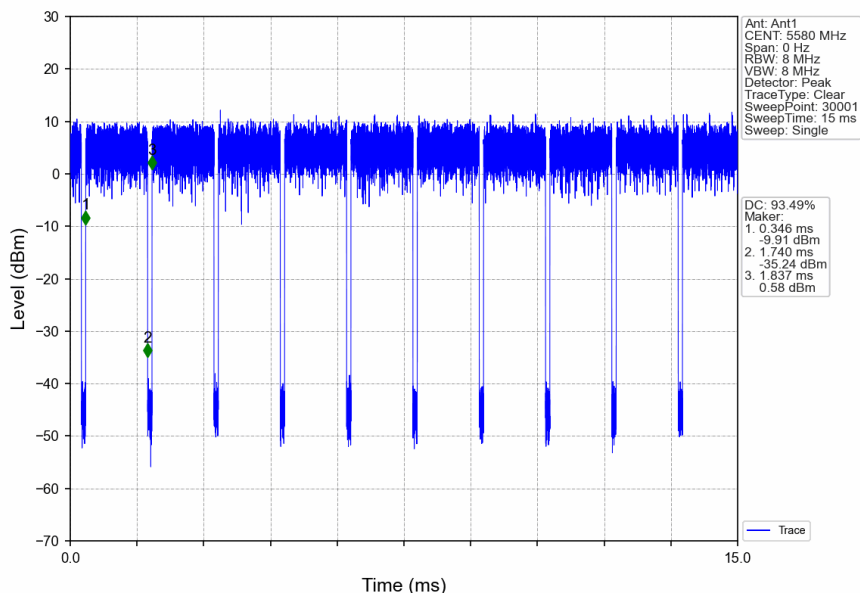
802.11a_HCH_5320MHz_Ant1_NTNV



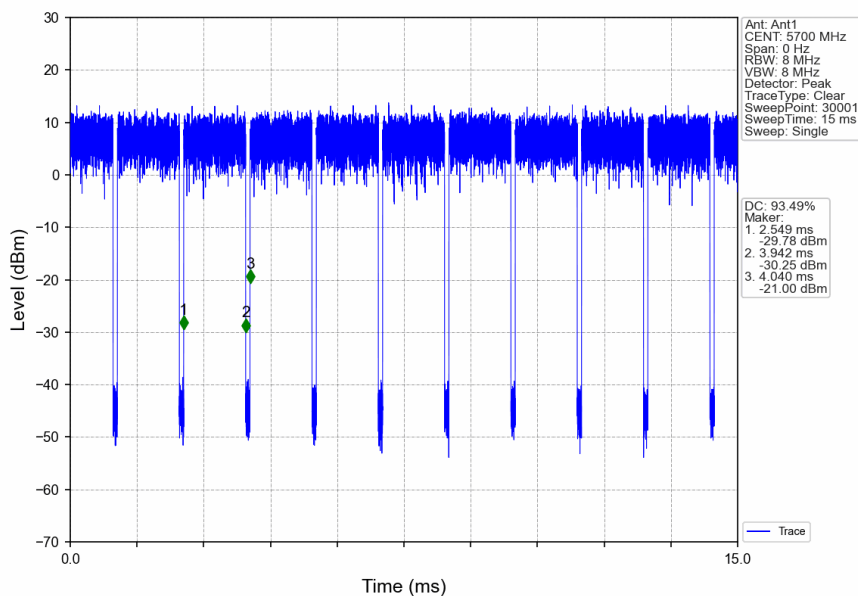
802.11a_LCH_5500MHz_Ant1_NTNV



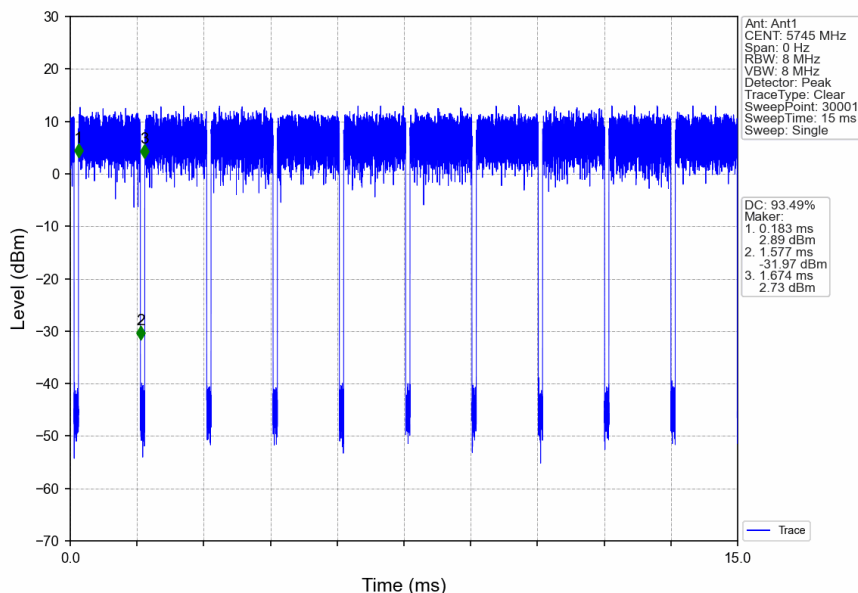
802.11a_MCH_5580MHz_Ant1_NTNV



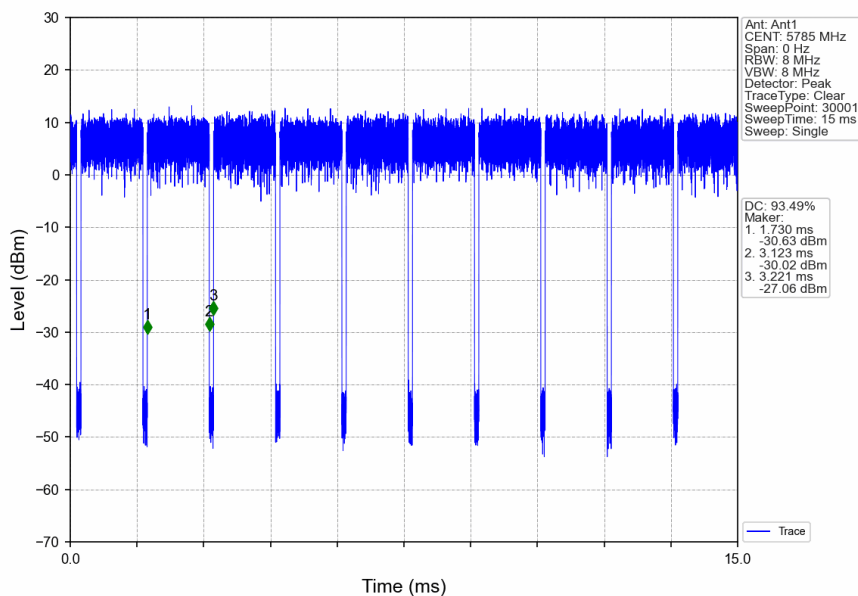
802.11a_HCH_5700MHz_Ant1_NTNV



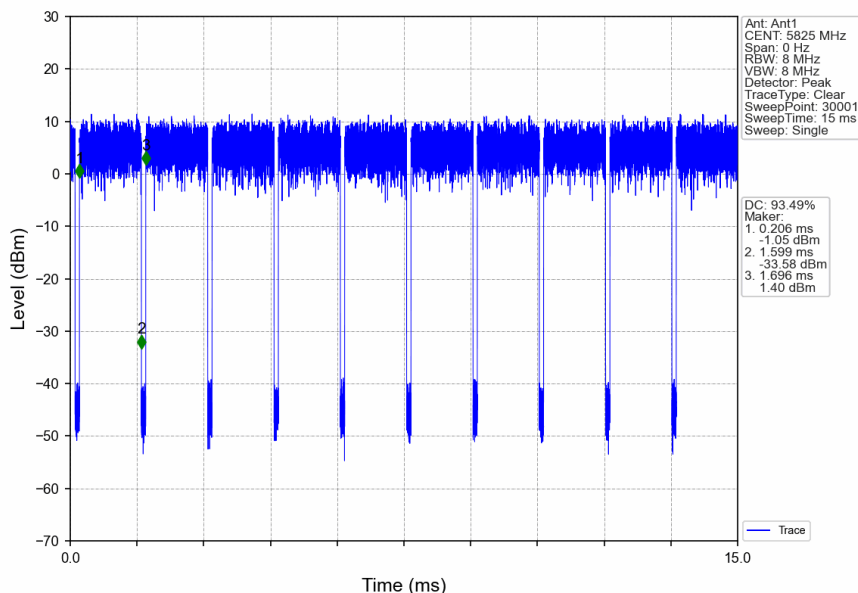
802.11a_LCH_5745MHz_Ant1_NTNV



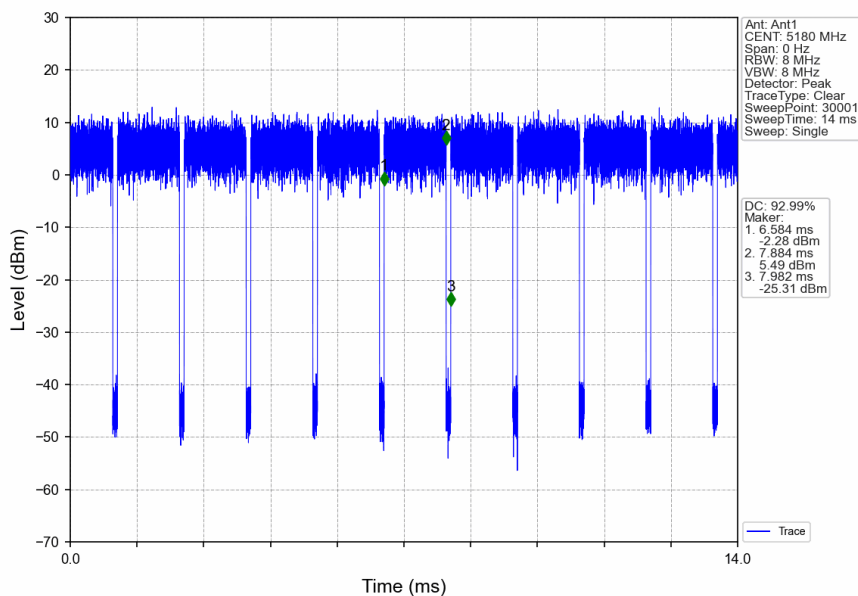
802.11a_MCH_5785MHz_Ant1_NTNV



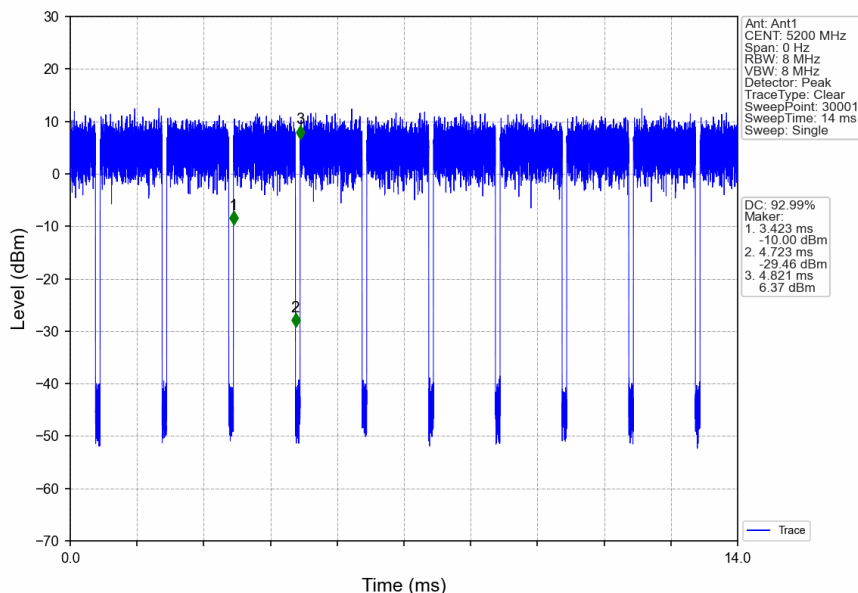
802.11a_HCH_5825MHz_Ant1_NTNV



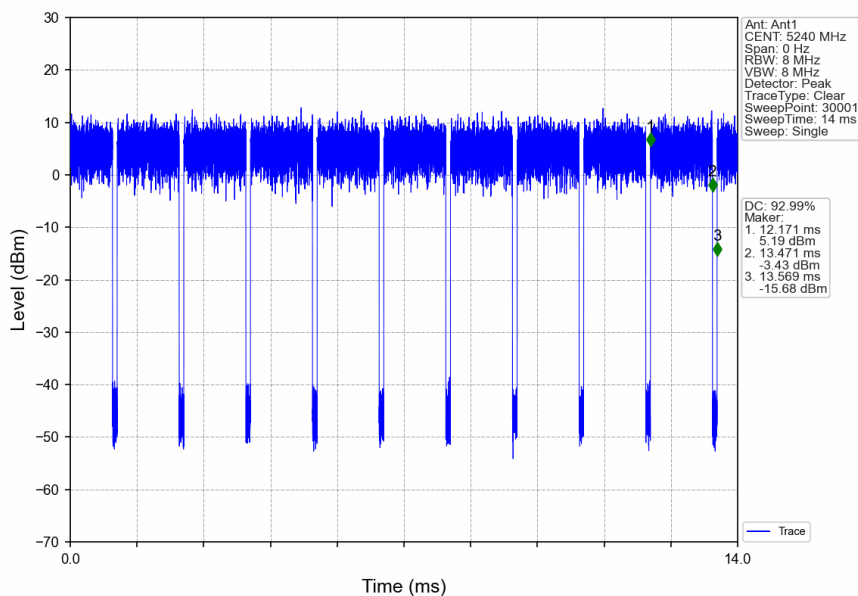
802.11n(HT20)_LCH_5180MHz_Ant1_NTNV



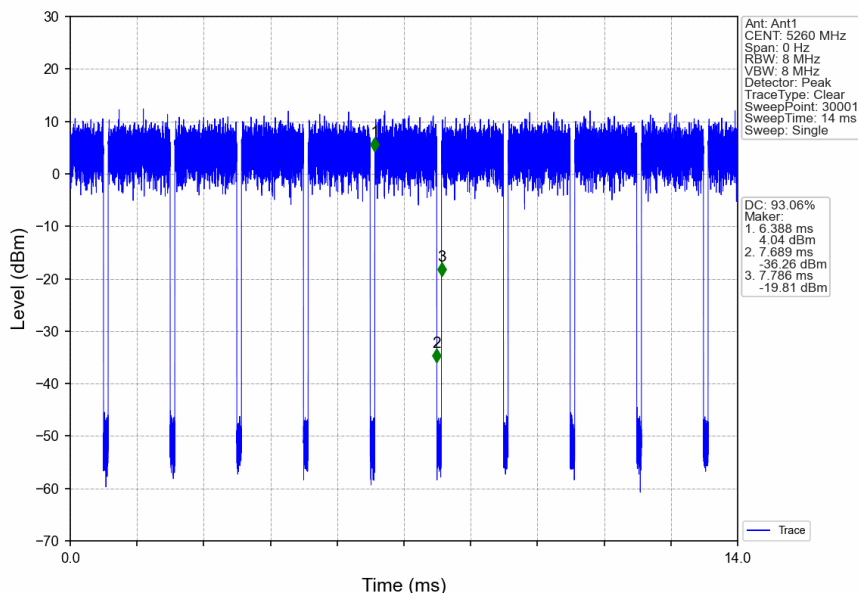
802.11n(HT20)_MCH_5200MHz_Ant1_NTNV



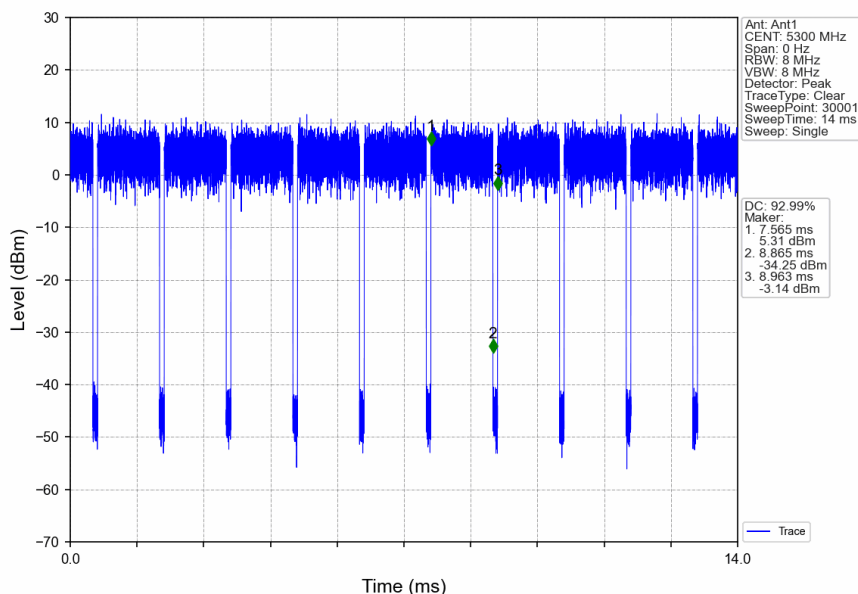
802.11n(HT20)_HCH_5240MHz_Ant1_NTNV



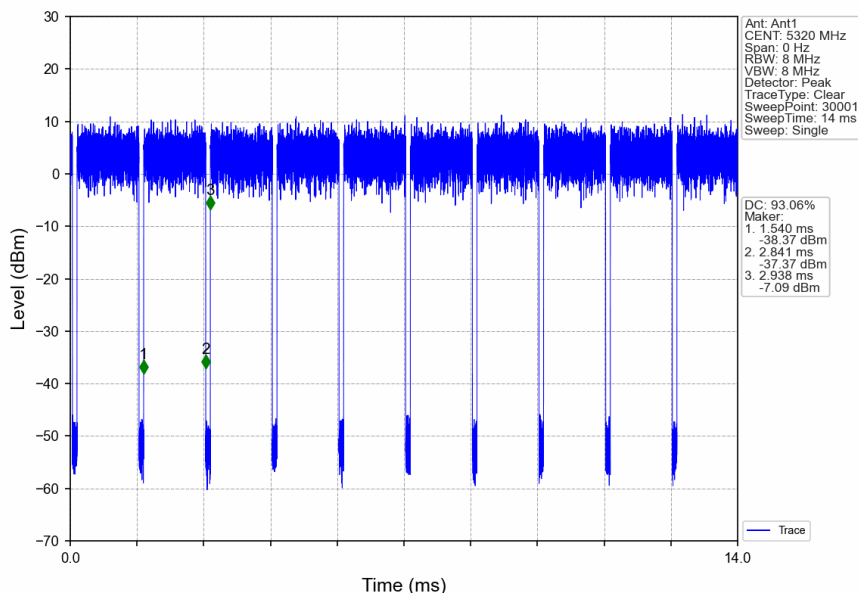
802.11n(HT20)_LCH_5260MHz_Ant1_NTNV



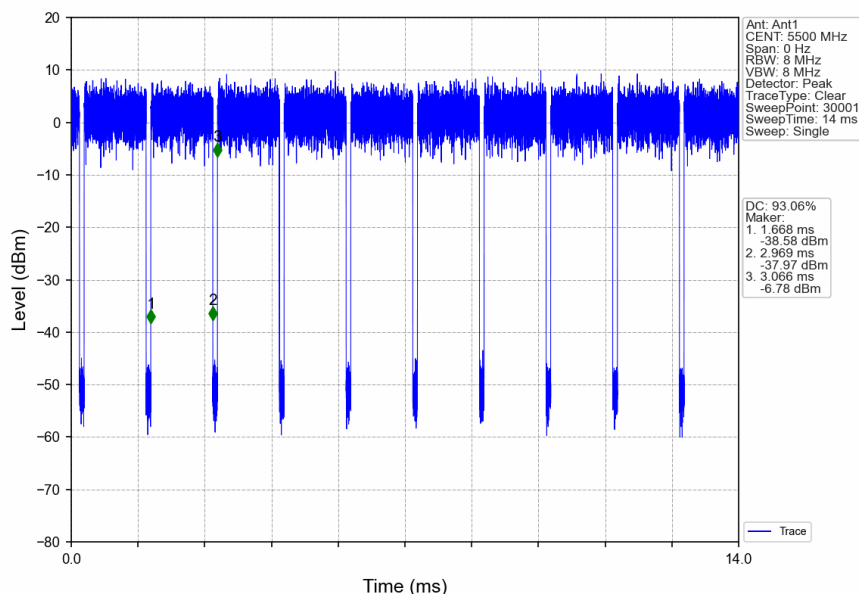
802.11n(HT20)_MCH_5300MHz_Ant1_NTNV



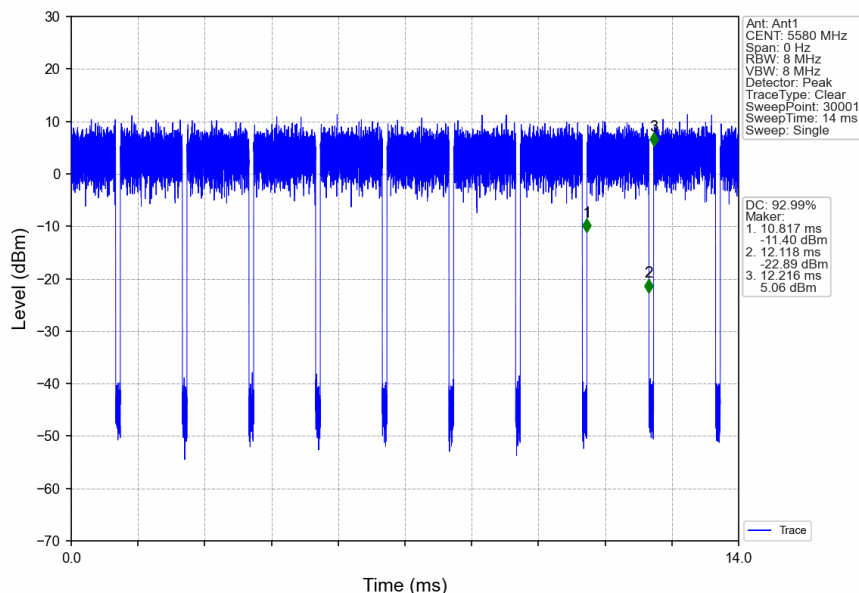
802.11n(HT20)_HCH_5320MHz_Ant1_NTNV



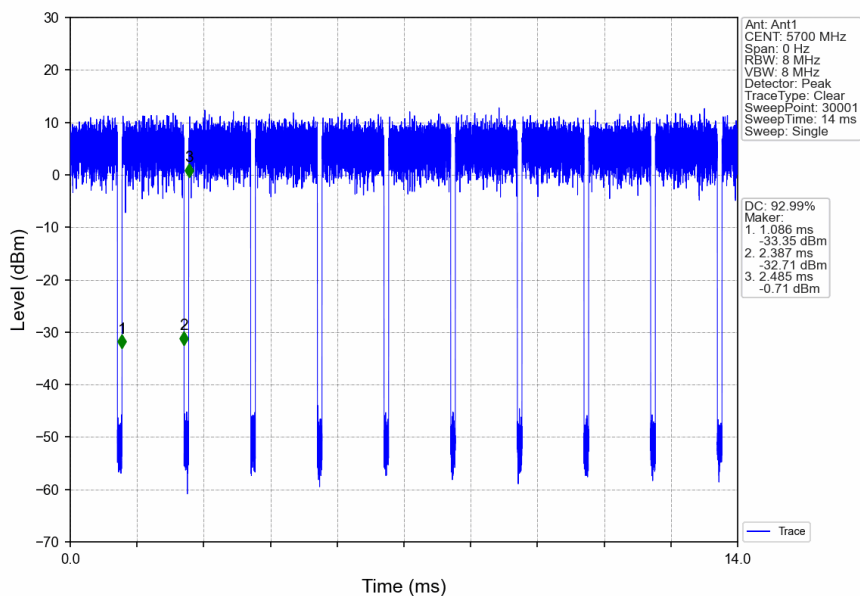
802.11n(HT20)_LCH_5500MHz_Ant1_NTNV



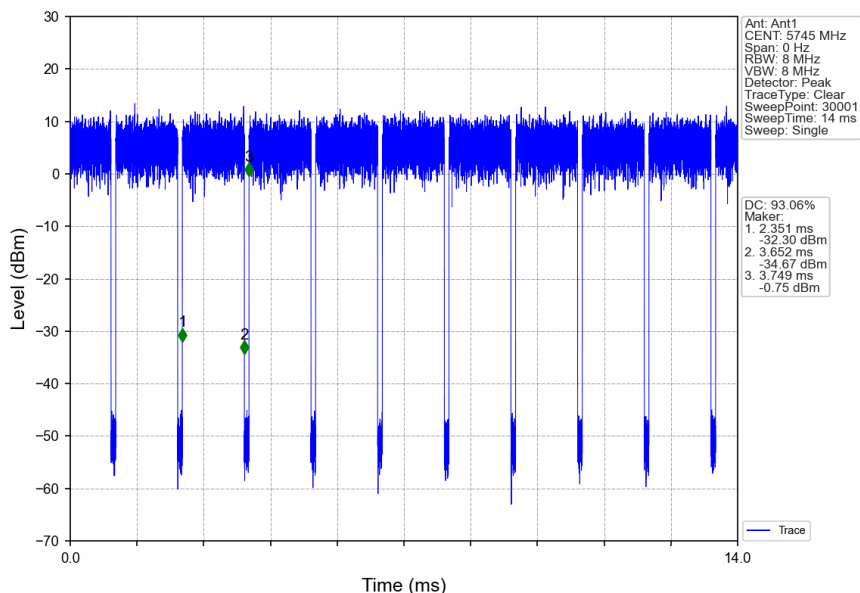
802.11n(HT20)_MCH_5580MHz_Ant1_NTNV



802.11n(HT20)_HCH_5700MHz_Ant1_NTNV



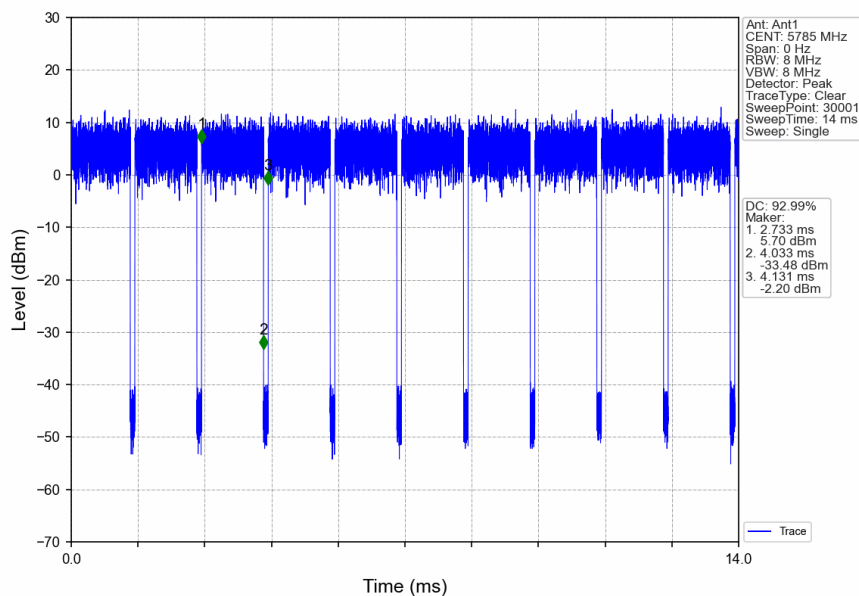
802.11n(HT20)_LCH_5745MHz_Ant1_NTNV



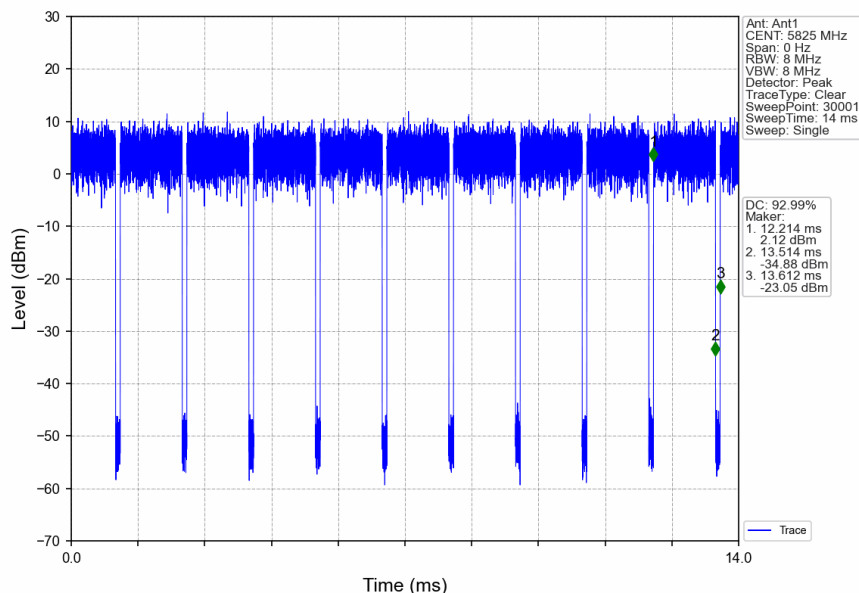
Unless otherwise agreed in writing, this document is issued by the Company subject to its General Conditions of Service printed overleaf, available on request or accessible at <http://www.sgs.com/en/Terms-and-Conditions.aspx> and, for electronic format documents, subject to Terms and Conditions for Electronic Documents at <http://www.sgs.com/en/Terms-and-Conditions/Terms-e-Documents.aspx>. Attention is drawn to the limitation of liability, indemnification and jurisdiction issues defined therein. Any holder of this document is advised that information contained hereon reflects the Company's findings at the time of its intervention only and within the limits of Client's instructions, if any. The Company's sole responsibility is to its Client and this document does not exonerate parties to a transaction from exercising all their rights and obligations under the transaction documents. This document cannot be reproduced except in full, without prior written approval of the Company. Any unauthorized alteration, forgery or falsification of the content or appearance of this document is unlawful and offenders may be prosecuted to the fullest extent of the law. Unless otherwise stated the results shown in this test report refer only to the sample(s) tested and such sample(s) are retained for 30 days only.

Attention: To check the authenticity of testing /inspection report & certificate, please contact us at telephone: (86-755) 8307 1443, or email: CN.Doccheck@sgs.com

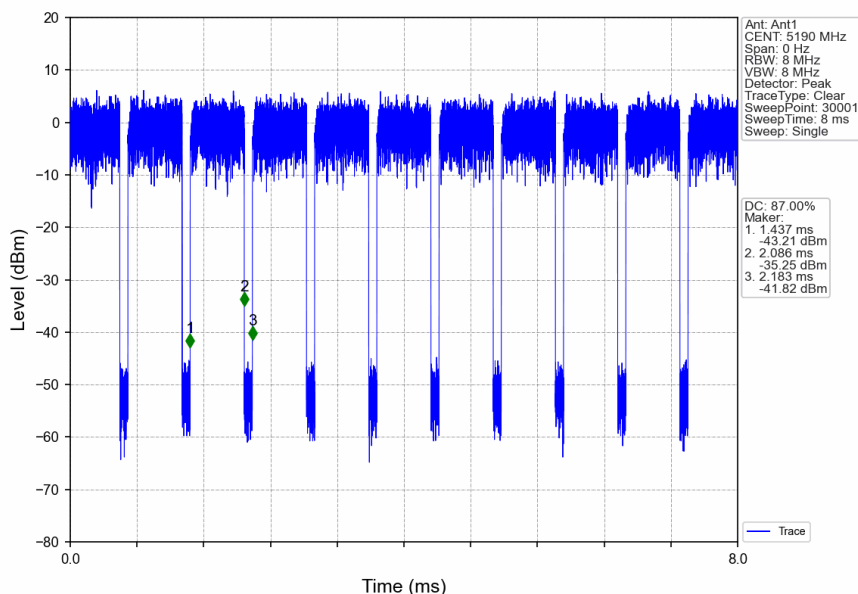
802.11n(HT20)_MCH_5785MHz_Ant1_NTNV



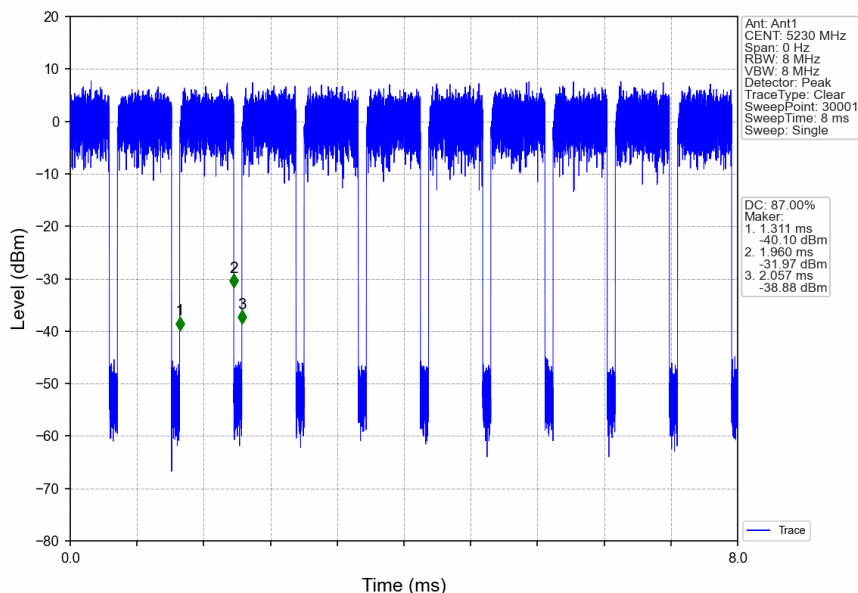
802.11n(HT20)_HCH_5825MHz_Ant1_NTNV



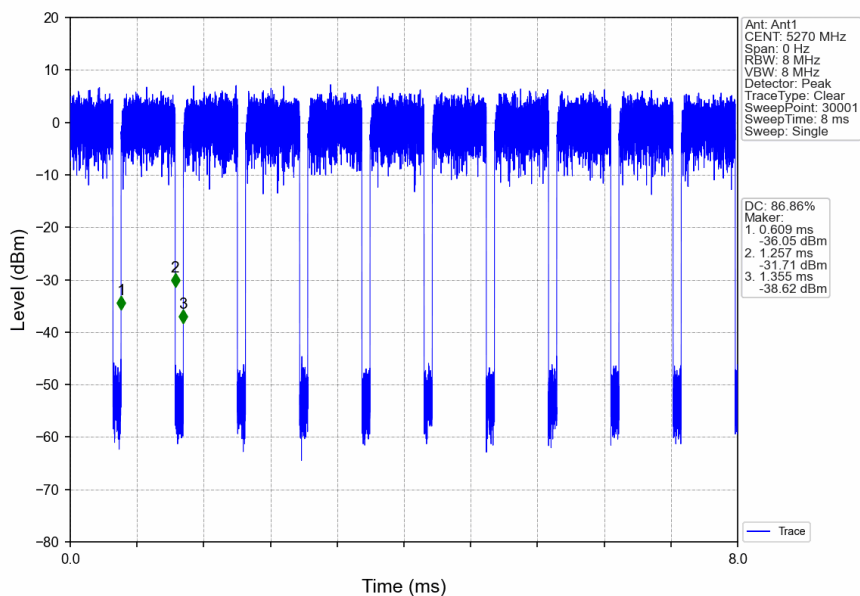
802.11n(HT40)_LCH_5190MHz_Ant1_NTNV



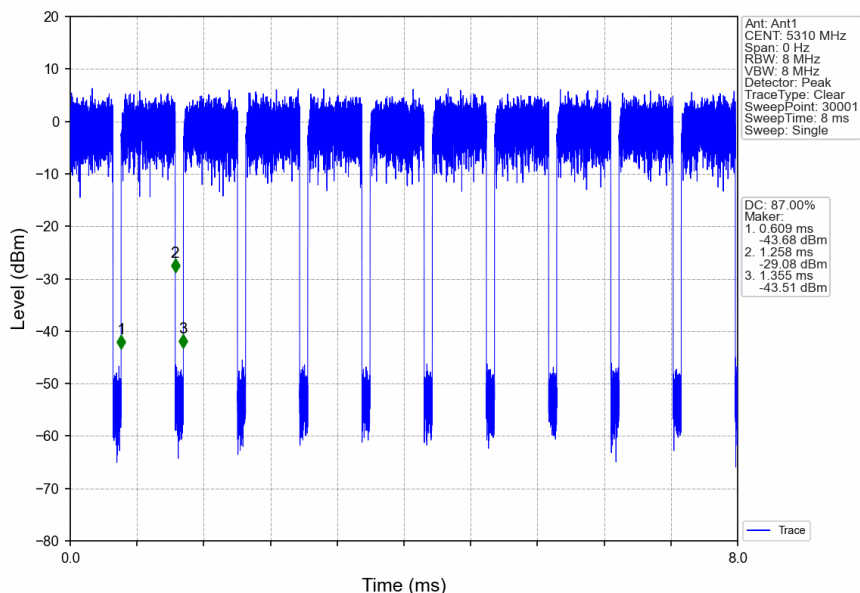
802.11n(HT40)_HCH_5230MHz_Ant1_NTNV



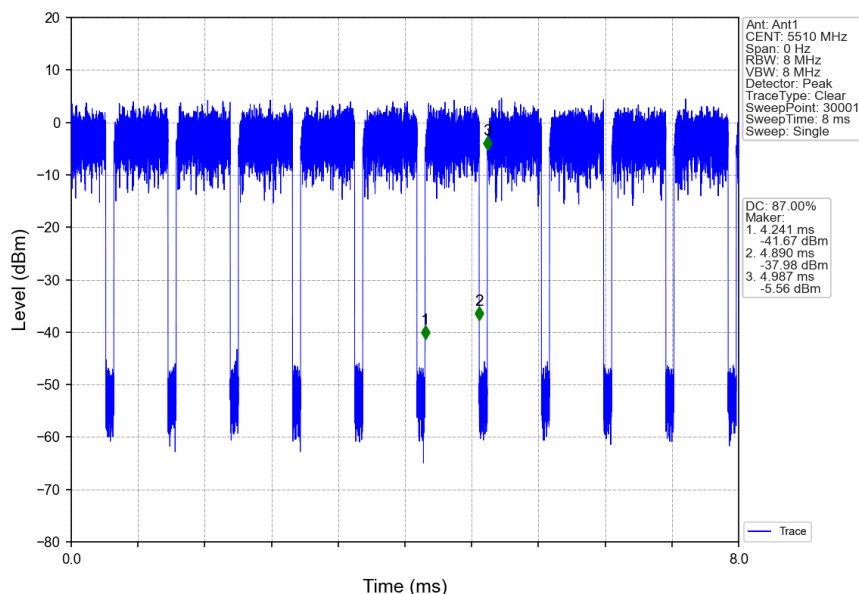
802.11n(HT40)_LCH_5270MHz_Ant1_NTNV



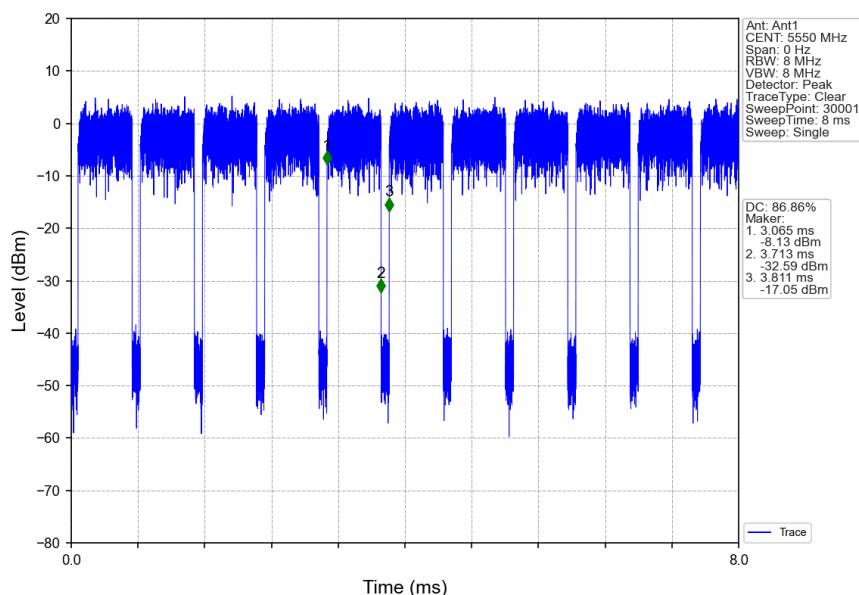
802.11n(HT40)_HCH_5310MHz_Ant1_NTNV



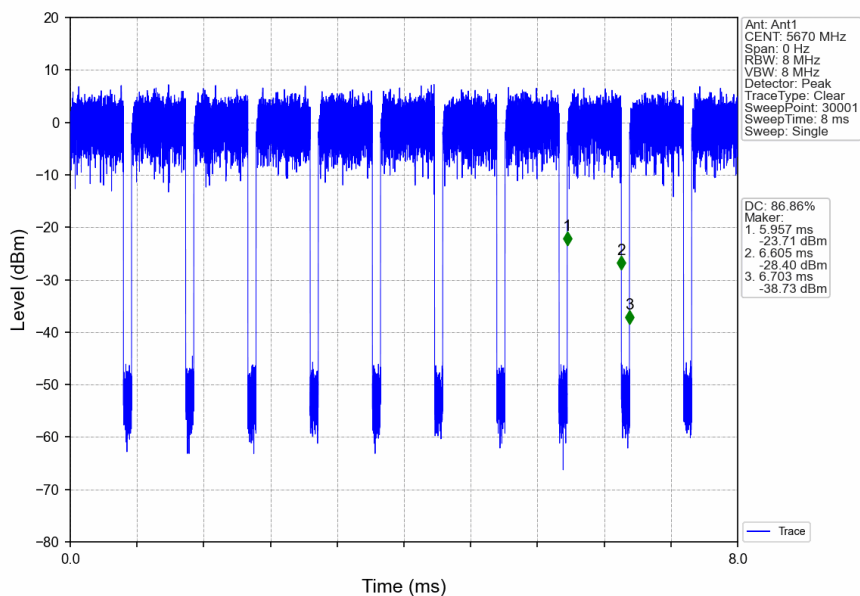
802.11n(HT40)_LCH_5510MHz_Ant1_NTNV



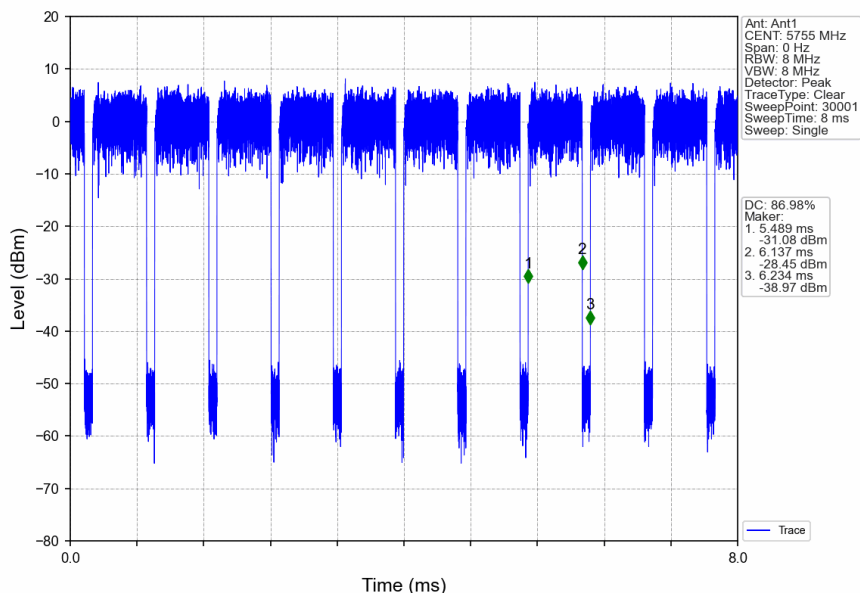
802.11n(HT40)_MCH_5550MHz_Ant1_NTNV



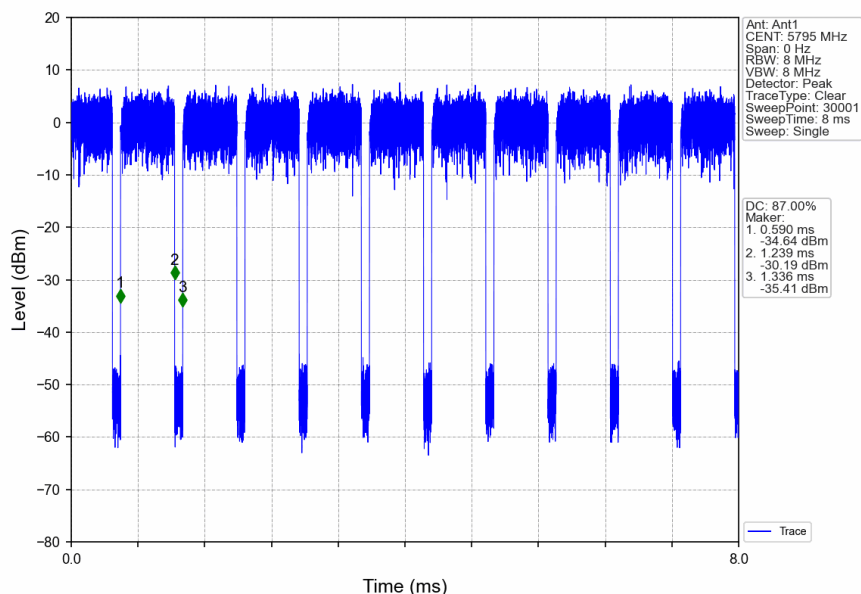
802.11n(HT40)_HCH_5670MHz_Ant1_NTNV



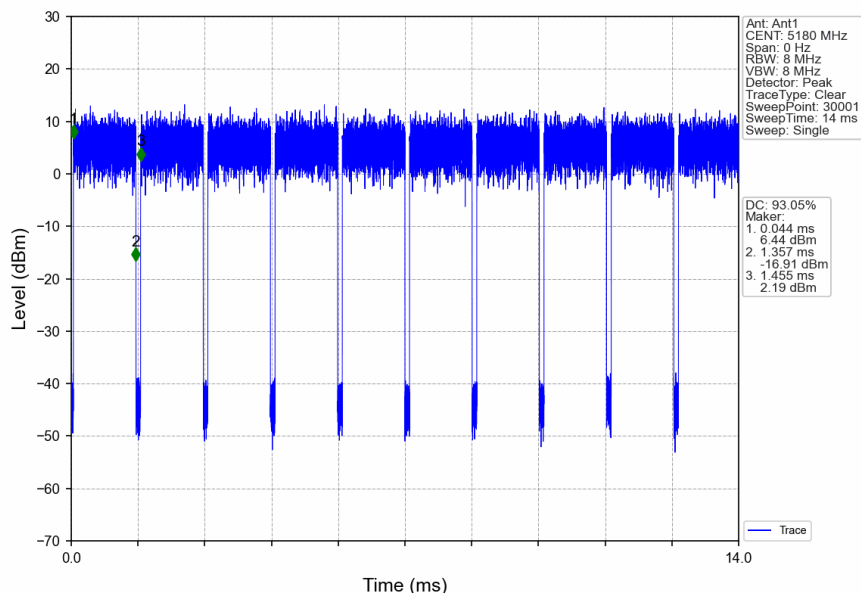
802.11n(HT40)_LCH_5755MHz_Ant1_NTNV



802.11n(HT40)_HCH_5795MHz_Ant1_NTNV



802.11ac(VHT20)_LCH_5180MHz_Ant1_NTNV



Unless otherwise agreed in writing, this document is issued by the Company subject to its General Conditions of Service printed overleaf, available on request or accessible at <http://www.sgs.com/en/Terms-and-Conditions.aspx> and, for electronic format documents, subject to Terms and Conditions for Electronic Documents at <http://www.sgs.com/en/Terms-and-Conditions/Terms-e-Documents.aspx>. Attention is drawn to the limitation of liability, indemnification and jurisdiction issues defined therein. Any holder of this document is advised that information contained hereon reflects the Company's findings at the time of its intervention only and within the limits of Client's instructions, if any. The Company's sole responsibility is to its Client and this document does not exonerate parties to a transaction from exercising all their rights and obligations under the transaction documents. This document cannot be reproduced except in full, without prior written approval of the Company. Any unauthorized alteration, forgery or falsification of the content or appearance of this document is unlawful and offenders may be prosecuted to the fullest extent of the law. Unless otherwise stated the results shown in this test report refer only to the sample(s) tested and such sample(s) are retained for 30 days only.

Attention: To check the authenticity of testing /inspection report & certificate, please contact us at telephone: (86-755) 8307 1443, or email: CN.Doccheck@sgs.com