


EXHIBIT D - TEST SETUP PHOTOGRAPHS

For Adapter 1

Conducted Emissions - Front View




Conducted Emissions - Side View




For Adapter 2

Conducted Emissions - Front View



Conducted Emissions - Side View



For Adapter 1

Radiated Emissions View (Below 30MHz)



Radiated Emissions View (30MHz~ 1 GHz)




For Adapter 2

Radiated Emissions View (Below 30MHz)



Radiated Emissions View (30MHz~ 1 GHz)



Radiated Emissions View (Above 1 GHz)

