

# **Test setup photos of EUT**

## 1. Orthogonal plane of EUT

- The testing was set in the three orthogonal planes and measured for each position (X, Y, Z).

### X-axis



### Y-axis




**Model name: PXM-100**

**Z-axis**



**Model name: PXM-100**


## 2. Photos of Radiated Spurious Emission Test (Below 1 GHz)




**Model name: PXM-100**



### 3. Photo of Radiated Spurious Emission Test (Above 1 GHz)



### 4. Photo of Conducted test




**Model name: PXM-100**

## 5. Photos of AC Power line emission test



**Model name: PXM-100**

## 5. Photo of DFS test



Model name: PXM-100