

90 mm

90 mm

90 mm

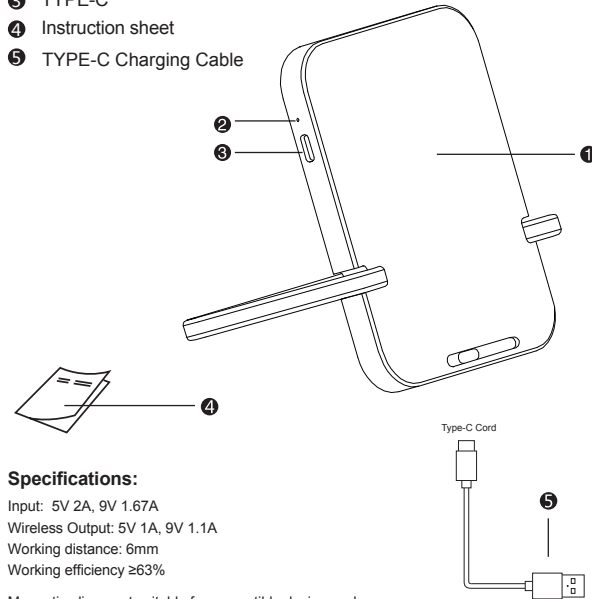
Bamboo 10W Wireless Charger with Phone Holder

Item NO.: CTEK064



Product Overview:

- 1 Charging area
- 2 Indicator Light
- 3 TYPE-C
- 4 Instruction sheet
- 5 TYPE-C Charging Cable



Specifications:

Input: 5V 2A, 9V 1.67A
Wireless Output: 5V 1A, 9V 1.1A
Working distance: 6mm
Working efficiency ≥63%

Magnetic alignment suitable for compatible devices only.
Compatible with Qi enabled devices

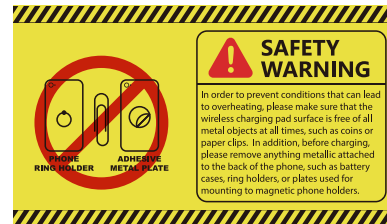
Operation:

1. Connect the cable into a USB port or into a USB AC adapter.
2. Put your Qi compatible device on top of the wireless charger, ensuring that it is face up and centrally positioned.
3. When the wireless charge is working correctly a white light of the USB connector will light up.

Note: If your phone has a protective case you may need to remove it for a successful connection when using the wireless charger.

Warnings:

1. Do not expose this product to rain or damp conditions.
2. Prevent this item from falling as it could cause serious damage.
3. Do not dismantle, repair or modify this product by yourself, contact an authorized specialist.
4. In order to avoid any risk, do not dispose of this product inappropriately or throw it into the fire.
5. Clean it with a dry cloth.
6. Do not place this item near sources of heat or expose to direct sunlight.
7. Do not insert any metal objects into this device as there is a risk of causing a short circuit in the unit.
8. To avoid risk, do not place any metal objects between the charger and the mobile device during the charging process.
9. Do not use mobile devices with a metal case.
10. Keep out of reach of children.
11. Using your phone while charging it can cause higher temperatures.
12. Never store or use this product in temperatures below 32 °F (0 °C) or above 115 °F (45 °C)



FCC Statement:

Changes or modifications not expressly approved by the party responsible for compliance could void the user authority to operate the product. NOTE: This equipment has been tested and found to comply with the limits for a wireless power charger, pursuant to Part 18 of the FCC Rules. These limits are designed to provide reasonable protection against harmful interference in a residential installation. This equipment generates, uses and can radiate radio frequency energy and, if not installed and used in accordance with the instructions, may cause harmful interference to radio communications. However, there is no guarantee that interference will not occur in a particular installation. If this equipment does cause harmful interference to radio or television reception, which can be determined by turning the equipment on and on, the user is encouraged to try to correct the interference by one or more of the following measures:
-Reorient or relocate the receiving antenna.
-Increase the separation between the equipment and receiver.
-Connect the equipment into an outlet on a circuit different from that to which the receiver is connected.
-Consult the dealer or an experienced radio/TV technician for help.

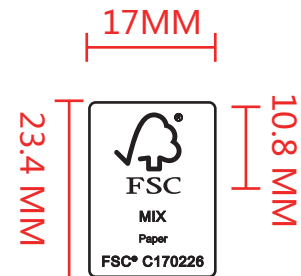
Warning: Changes or modifications not expressly approved by the party responsible for compliance could void the user's authority to operate the equipment.



MADE IN CHINA

110 mm

5 mm



5 mm