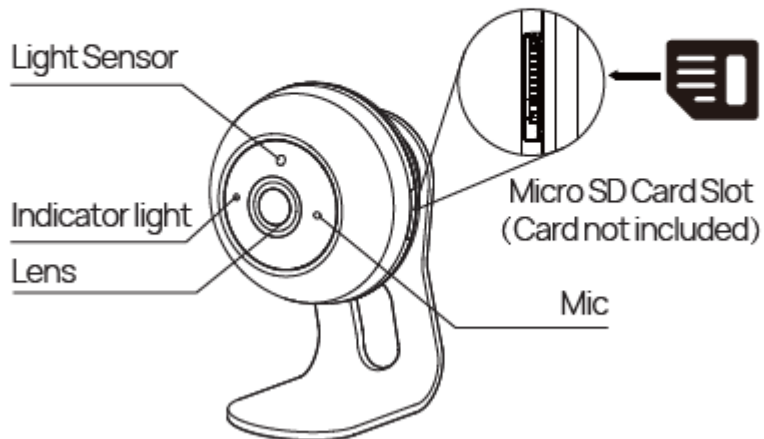
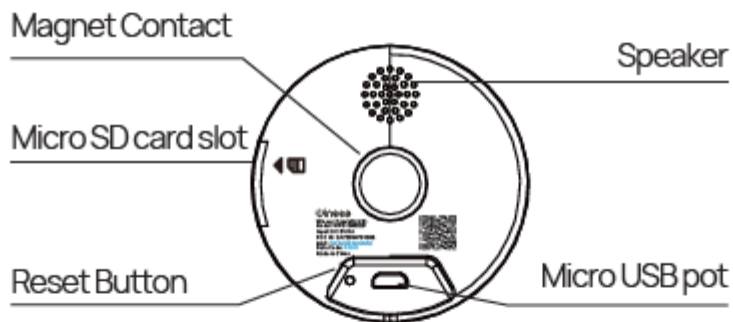
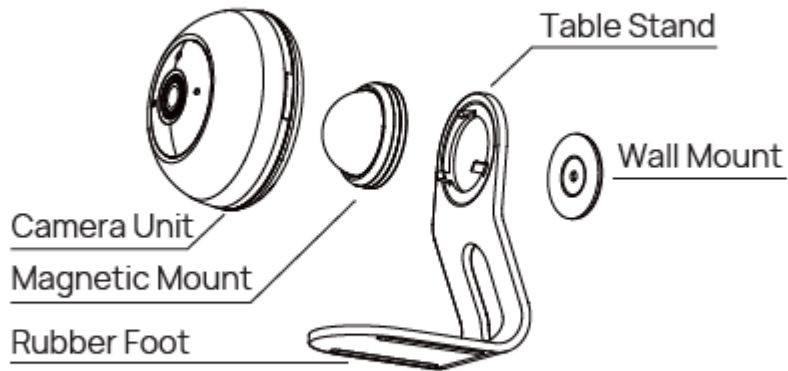


CAUTIONS

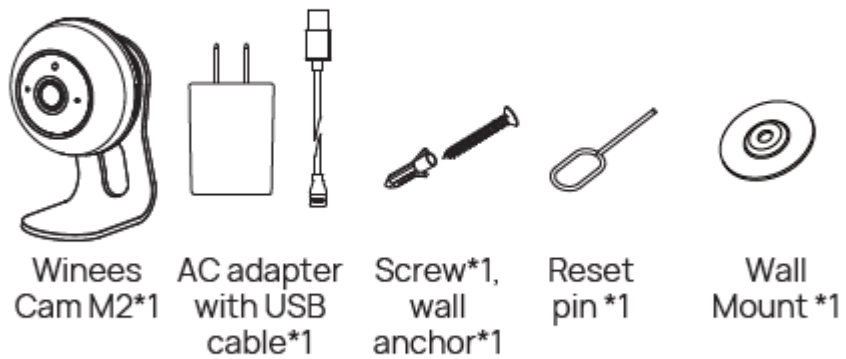
To avoid personal injury and/or possible product damage, the following cautions must be followed:

1. Please use solely the provided adapter instead of others in case of any damage to the product.
2. Keep out of reach of children. This product contains small magnets and other small parts, which can cause choking or injury if ingested.
3. To prevent early failure, the camera should only be installed in operating environments ranging between 0°C ~ 40°C (32°F ~ 104°F).
4. Do not install
 - in wet locations
 - outside the premises (outdoors)
 - close to heat source
 - near the metal objects and mirrors that cause radio signal attenuation or shading.
5. Do not disassemble or reinstall the camera, otherwise it may cause security risks.
6. Unplug the power cord before cleaning. Do not clean it with any liquids, spray cleaner or wet cloth.
7. The slot and opening are used for ventilation, not allowed to be blocked or covered.

Introduction



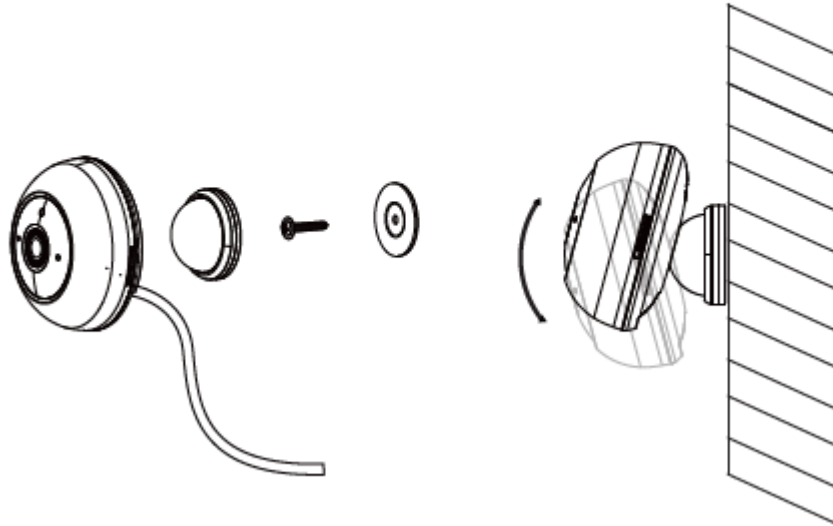
Package Contents



Desktop use



Wall installation



Specification

- 2K QHD @ 25 fps
- Maximum resolution: 2560*1440
- 1/3" Color CMOS sensor
- 110° (diagonal) wide angle lens
- Video compression: H.265/H.264
- Infra-red night vision: 5m (16ft)
- Detection Mode: Motion/Human /Pet detection
- Built-in Microphone and speaker
- Support up to 128 GB Micro SD card
(Micro SD card is not included)

Status LED Description

Status	Description
Solid Red	Power on/System booting/ Factory resetting
Flashing Red	Wireless connection , Cloud connecting fail
Solid Green	Wireless connected
Flashing Green	System ready for WiFi setup/ Firmware update
Red and Green flashing alternately	Unable to connect to the cloud

NEED HELP ?

Contact our support team:

support@iwinees.com

Scan the QR code to learn more about FAQ and set up:

Contact us

Linkzone Technology Co., Limited
ROOM 20 5/F WAYSON COMMERCIAL BLDG 28
CONNAUGHT ROAD WEST SHEUNG WAN HK
Phone: 1-855-334-9800
Website: www.iwinees.com
Email: support@iwinees.com



Made in China

Quick Start Guide

1. Download the AiDot APP and sign in or create an account.

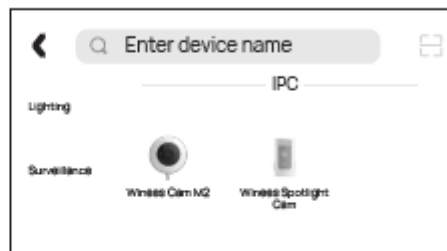


2. Connect the camera to a power outlet and waiting for the green flashing light with "Waiting for Wi-Fi configuration" audio.



LED indicator flashing green

3. In the AiDot app, press 'add devices', select **Winees Cam M2** in surveillance, and follow the instructions on App.



4. Place the device in the area where you plan to install to test the video quality, ensure that the camera can work normally after the final installation.

Wi-Fi Network Requirements

In order to connect your camera to your Wi-Fi network, it will need to meet the following requirements. :

- Supports IEEE 802.11b/g/n
- Your Wi-Fi network broadcasts at 2.4GHz.

NOTE: 5GHz band is not supported.

- Your network upload speed is suggested to be greater than 1 Mbps to have fluent video streaming.

Power (Only for CE)

100~ 240VAC 50/60Hz power supply for the AC adapter

DC 5V/1A Micro USB input for the camera

Maximum power consumption: 5W

Frequency range: 2412-2472MHz

Maximum RF transmit power: 802.11b 16±2dBm,

802.11g 54M 14±2dBm, 802.11n HT20 12±2dBm,

802.11n HT40 12±2dBm

Maximum radio-frequency power: 20 dBm

Operating Environment

Temperature: 0°C ~ 40°C (32°F ~ 104°F)

Humidity: ≤95% non-condensing

FCC Statement

This device complies with Part 15 of the FCC Rules.

Operation is subject to the following two conditions:

- (1) This device may not cause harmful interference.
- (2) This device must accept any interference received, including interference that may cause undesired

operation.

Note: The grantee is not responsible for any changes or modifications not expressly approved by the party responsible for compliance. Such modifications could void the user's authority to operate the equipment.

NOTE: This equipment has been tested and found to comply with the limits for a Class B digital device, pursuant to part 15 of the FCC Rules. These limits are designed to provide reasonable protection against harmful interference in a residential installation.

This equipment generates uses and can radiate radio frequency energy and, if not installed and used in accordance with the instructions, may cause harmful interference to radio communications. However, there is no guarantee that interference will not occur in a particular installation. If this equipment does cause harmful interference to radio or television reception, which can be determined by turning the equipment off and on, the user is encouraged to try to correct the interference by one or more of the following measures:

- Reorient or relocate the receiving antenna.
- Increase the separation between the equipment and receiver.
- Connect the equipment into an outlet on a circuit different from that to which the receiver is connected.
- Consult the dealer or an experienced radio/TV technician for help.

RF Exposure Statement

This equipment complies with FCC radiation exposure limits set forth for an uncontrolled environment. This equipment should be installed and operated with minimum distance of 20 cm between the radiator and your body.

ISED Statement

This device contains licence-exempt transmitter(s)/receiver(s) that comply with Innovation, Science and Economic Development Canada's licence-exempt RSS(s). Operation is subject to the following two conditions:

1. This device may not cause interference.
2. This device must accept any interference, including interference that may cause undesired operation of the device.

L'émetteur/récepteur exempt de licence contenu dans le présent appareil est conforme aux CNR d'Innovation, Sciences et Développement économique Canada applicables aux appareils radio exempts de licence.

L'exploitation est autorisée aux deux conditions suivantes :

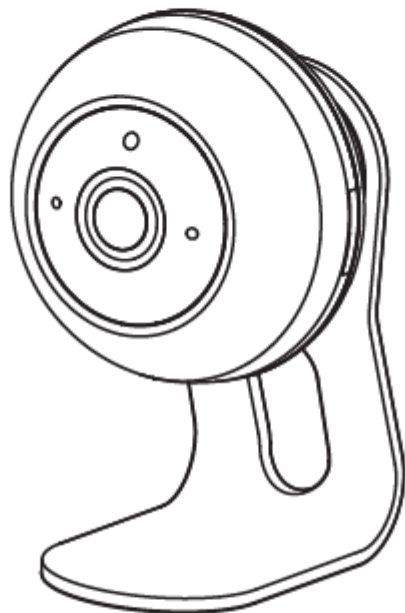
1. L'appareil ne doit pas produire de brouillage;
2. L'appareil doit accepter tout brouillage radioélectrique subi, même si le brouillage est susceptible d'en compromettre le fonctionnement.

This equipment complies with ISED RSS-102 radiation exposure limits set forth for an uncontrolled environment.

This equipment should be installed and operated with a minimum distance of 20cm between the radiator and any part of your body.

Pour se conformer aux exigences de conformité CNR 102 RF exposition, une distance de séparation d'au moins 20 cm doit être maintenue entre l'antenne de cet appareil et toutes les personnes.

Winees



Winees Cam M2

Indoor 2K Security Camera

Model: (NA) WP01006326