

# **Test setup photos of EUT**


## 1. Orthogonal plane of EUT

- The testing was set in the three orthogonal planes and measured for each position (X, Y, Z).

### X-axis



### Y-axis




### Z-axis

**Model name: bgear-DI100**



**Model name: bgear-DI100**

## 2. Photos of Radiated Spurious Emission Test (Below 1 GHz)




**Model name: bgear-DI100**



### 3. Photo of Radiated Spurious Emission Test (Above 1 GHz)




### 4. Photo of Conducted test



Model name: bgear-DI100

## 5. Photos of AC Power line emission test



**Model name: bgear-DI100**