

Exhibit 5. File of Internal Photos

Omni ID: Sense Asset +

08/16/2023 | Document Version: 0.1

Table of Contents

Introduction	1
Front Views	2
Bottom View	3

Exhibit 5. File of Internal Photos

Introduction

Internal photos (PCB + Antenna) of the Sense Asset + device are documented below. Top and bottom sides are included, as well as the PCB with and without the shield frame.

Front Views




Figure 1. Front View with shield frame



Figure 2. Front View without shield

Exhibit 5. File of Internal Photos




Figure 3. Antennas location

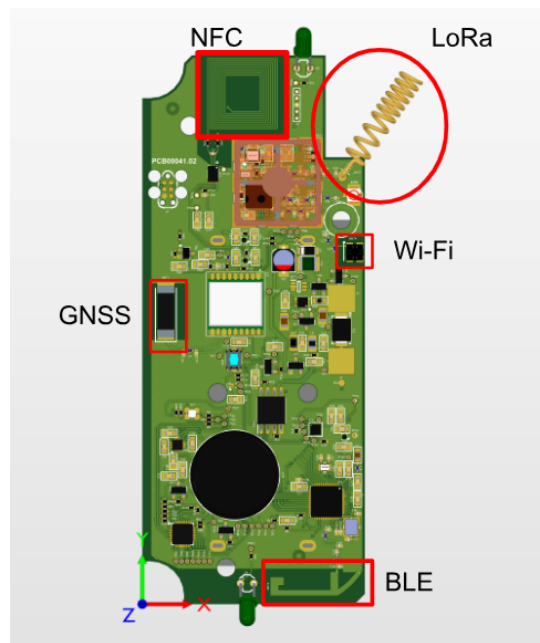


Figure 4. 3D View

Exhibit 5. File of Internal Photos

Bottom View




Figure 5. Bottom View