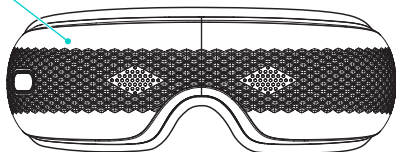
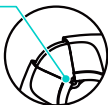


Outer Shell



Charging Port



Indicator light

Power Button
Long press for
2 Seconds

To Turn On/Off

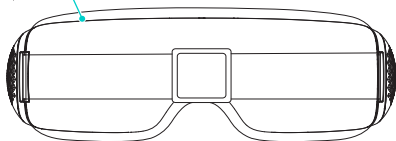
Press Briefly
To Switch Modes

Double Tap
To Turn On/Off
Background Music



Internal Components

(Air Compression + Hot Compress)



* Images and diagrams referenced in this manual are for illustrative purposes only. The actual appearance may differ.

Basic Product Parameters

Product Name	Eye Massager	Model	ES300
Rated Input Power	5W	Rated Input Voltage	5V $\overline{\text{---}}$
Battery Capacity	1200mAh/4.44Wh		



Note

- Please read and comply with the guidelines in the "User Manual" before using this product. The company is not responsible for consequences resulting from improper usage or non-compliance with the product instructions.
- Technical specifications are subject to change without notice as we continually improve our products.
- Do not use this product after applying makeup to your face since it will destroy your makeup and may contaminate the skin's surface. If skin contamination occurs, please wipe with clean water.
- Do not use an eye massager while driving.
- Do not use an eye massager in excessively hot or humid areas.
- This product should not be used by individuals with stroke, high or low blood pressure.
- Do not use this product if you have glaucoma, cataracts, retinal detachment, conjunctivitis, or other eye disorders.
- Please avoid using an eye massager after consuming alcohol.
- Patients who have undergone foot surgery or have heart diseases are prohibited from using this product.
- Before using, ensure that there are no contact lenses in the eyes and that any hair clips or jewelry are removed.
- This is a personal care massage product and cannot be used to substitute medications or medical devices.
- Children, pregnant women, and women on their menstrual period are prohibited from using this product.
- Contains lithium battery. Do not place in a high-temperature environment.
- Use this product under the supervision of a doctor if you have sensitive skin, facial allergic dermatitis, or face areas with cosmetic materials.
- This product has a heating function; please be cautious if you insensitive to heat.
- If you feel discomfort during use, please stop immediately.
- This product should not be used to massage parts of the body other than the eyes.
- Do not disassemble this product yourself.
- This product is not waterproof; please do not wash with water or use in high-humidity environments. If the lining becomes dirty, you can gently wipe it with a moist cloth.
- The appliance it must only be supplied at safety extra low voltage corresponding to the marking on the appliance.
- This appliance can be used by children aged from 8 years and above and persons with reduced physical, sensory or mental capabilities or lack of experience and knowledge if they have been given supervision or instruction concerning use of the appliance in a safe way and understand the hazards involved.

- Children shall not play with the appliance.
- Cleaning and user maintenance shall not be made by children without supervision.
- If you experience skin irritation when using the body massager, please refrain from using it, and wait two to three days to see if your symptoms ease. If symptoms persist or worsen, please consult a physician.
- If you have eczema, allergies or asthma, you may be more likely to experience a skin irritation or allergy from using the massager.

This device complies with part 15 of the FCC Rules. Operation is subject to the condition that this device does not cause harmful interference (1) this device may not cause harmful interference, and (2) this device must accept any interference received, including interference that may cause undesired operation.

Any changes or modifications not expressly approved by the party responsible for compliance could void the user's authority to operate the equipment.

NOTE: This equipment has been tested and found to comply with the limits for a Class B digital device, pursuant to Part 15 of the FCC Rules. These limits are designed to provide reasonable protection against harmful interference in a residential installation. This equipment generates, uses and can radiate radio frequency energy and, if not installed and used in accordance with the instructions, may cause harmful interference to radio communications. However, there is no guarantee that interference will not occur in a particular installation.

If this equipment does cause harmful interference to radio or television reception, which can be determined by turning the equipment off and on, the user is encouraged to try to correct the interference by one or more of the following measures:

- Reorient or relocate the receiving antenna.
- Increase the separation between the equipment and receiver.
- Connect the equipment into an outlet on a circuit different from that to which the receiver is connected.
- Consult the dealer or an experienced radio/TV technician for help.

The device has been evaluated to meet general RF exposure requirement. The device can be used in portable exposure condition without restriction.

RSS-Gen Issue 4 December 2014" & "CNR-Gen 4e Décembre 2014:

- English:

This device complies with Industry Canada licence-exempt RSS standard(s).

Operation is subject to the following two conditions: (1) This device may not cause interference, and (2) This device must accept any interference, including interference that may cause undesired operation of the device.

- French:

Le présent appareil est conforme aux CNR d'Industrie Canada applicables aux appareils radio exempts de licence. L'exploitation est autorisée aux deux conditions suivantes:

(1) l'appareil ne doit pas produire de brouillage, et

(2) l'utilisateur de l'appareil doit accepter tout brouillage radioélectrique subi, même si le brouillage est susceptible d'en compromettre le fonctionnement.



This device was tested for typical body-worn operations. To comply with RF exposure requirements, a minimum separation distance of 0cm must be maintained between the user's body and the handset, including the antenna. Third-party belt-clips, holsters, and similar accessories used by this device should not contain any metallic components. Body-worn accessories that do not meet these requirements may not comply with RF exposure requirements and should be avoided. Use only the supplied or an approved antenna. This device in compliance with the essential requirements and other relevant provisions of Directive 2014/53/EU. All essential radio test suites have been carried out.

1. This appliance contains batteries that are non-replaceable, The battery cannot be replaced and can only be scrapped.
2. The device complies with RF specifications when the device used at 0mm from your body EU Compliance Statement:

SKG Health technology Co.,Ltd. Here by declares that this device is in compliance with essential requirements and other relevant provisions of the Directive 2014/53/EU. A copy of the EU Declaration of Conformity is available online at <https://www.skg.com/pages/skg-declaration-of-conformity>.



Old electrical appliances must not be disposed of together with the residual waste, but have to be disposed of separately. The disposal at the communal collecting point via private persons is for free. The owner of old appliances is responsible to bring the appliances to these collecting points or to similar collection points. With this little personal effort, you contribute to recycle valuable raw materials and the treatment of toxic substances.



FR

**Cet appareil
et sa batterie
se recyclent**

À DÉPOSER
EN MAGASIN



ou

À DÉPOSER
EN DÉCHÈTERIE



Points de collecte sur www.quefairedemesdechets.fr
Privilégiez la réparation ou le don de votre appareil !



FR

**DÉPLIANT
+ BARQUETTE
+ ÉTUI**



EU

REP

SUCCESS COURIER SL

CALLE RIO TORMES NUM.1, PLANTA 1, DERECHA,
OFICINA 3, Fuenlabrada, Madrid, 28947 Spain

successservice2@hotmail.com

* Before using this product, please first adjust the strap to an appropriate length, then wear it on the eye area, and adjust the position and tightness as needed to experience the massage effect.

Operating Steps:

- 1) Long press the power button for two seconds to turn the machine on/off. Press it briefly to switch between the five working modes: Relax Mode, EyeProtection Mode, Vitality Mode, Dynamic Mode and Sleep Mode. the default mode is Relax Mode. Sleep Mode has no background music. Double tap the power button to turn off music, and double tap it again to turn it on.
- 2) Manual pairing and connection is required for the first time with Bluetooth devices that have never been connected to the product. The product's Bluetooth name is SKG ES300. Devices that have previously been connected before will automatically reconnect to the Bluetooth when the product is turned on. A voice announcement "Bluetooth Connected" will be made after a successful connection.
- 3) When the product's battery is low, a voice prompt will indicate, "Low Battery, Please Charge." and the indicators will glow red. The product will shut down automatically if it is used further.
- 4) The product's charging icon will remain red while charging, and it will turn green when fully charged.
- 5) The product will shut down automatically while charging if it is on and can not be turned on while charging.

Working Mode

Relax Mode: Air Pressure 100% + Heat + Music+LED:Blue

Eye Protection Mode: Air Pressure 80%+Heat + Music+LED:Purple

Vitality Mode: Air Pressure 100% + Music+LED:Green

Dynamic Mode: Air Pressure 100% + Music+LED:Cyan

Sleep Mode: Heat+Music+LED:White

Power Button Control

One tap: long press- Turn on/off

light press- Switching modes (Relax/Eye protection/Vitality/Dynamic/Sleep)

Double-tap: Music on/off

Triple-tap: Silent mode on/off(No human voice and background music)

Four taps: LED turn on/off

- When the surface of the massager is dirty, wipe it with a clean, soft cloth dampened with a little water. Do not wipe with volatile liquids like alcohol. The product cannot be disassembled or washed in water.
- Please cover the product when not in use for an extended period of time to prevent dust accumulation.
- Prevent water or other liquids from entering the machine during cleaning to avoid short circuits during use.

Troubleshooting Instructions

If the product does not work properly, please check if the following situations have occurred. If our suggestions do not solve the problem, please return the product to the dealer for repair.



Condition	Possible Cause	Solution
Unable to Power On	Internal Battery Low	Charge the Product
	Product is Charging	Use After Fully Charged
Unable to Charge /No Charging Indicator	Charging Cable Not Properly Connected to Main Unit and Power Adapter	Reconnect Charging After Unplugging



Tips

- Please use under normal operating conditions: Temperature: 0 °C to 40 °C ; Relative Humidity: <80% RH, no condensation; Atmospheric Pressure: 50Kpa to 106Kpa.
- Please select normal transport and storage conditions: Environmental Temperature Range: -20 °C to +55 °C ; Relative Humidity Range: ≤95% RH, no condensation; Atmospheric Pressure: 50Kpa to 106Kpa.
- It is recommended to use the product no more than twice per day for no more than a half-hour at a time, based on the user's specific requirements.

Please support the recycling of rechargeable batteries (lithium-ion batteries)

 Danger	<p>This product's battery is a dedicated rechargeable battery that should not be used in other products. Do not charge the battery once it has been removed.</p> <ul style="list-style-type: none">• Do not throw into the fire or expose to excessive heat.• Do not puncture with nails, subject to heavy impact, or disassemble• Do not directly connect the battery's positive and negative terminals with metal• Do not store it with necklaces, hairpins, etc.• Do not charge, use, or store in high-temperature locations such as near a stove or under direct sunlight• All of the abovementioned scenarios can result in overheating, fire, or bursting.
 Warning	<p>Place the removed rechargeable battery out of the reach of infants to prevent accidental ingestion</p> <ul style="list-style-type: none">• If swallowed, seek medical attention immediately.• If battery leakage occurs, do not touch the liquid with bare hands.• Follow the safety instructions below:• There is the risk of blindness if battery fluid contacts the eyes. Do not rub the eye with your hands. Rinse with clean water immediately and seek medical attention. If battery liquid gets on the body or clothing, it may cause skin inflammation or injury. Rinse with clean water, and if discomfort persists, seek medical attention mediatly.• Disassembly is only permitted when the product is being discarded. Failure to comply may result in fire, electric shock, injury, or other accidents. Please contact the retailer where you purchased the product for repairs (except battery replacement).

The lithium-ion battery used in this product is a valuable recyclable resource. Please remove the lithium-ion battery prior to disposal and hand over it to a professional organization capable of recycling and processing rechargeable batteries.

- The battery must be removed from the device before discarding the appliance.
- The device must be turned off before removing the battery.
- The battery should be disposed of safely.

Removal Steps:

1. Pry open the main unit's inner and outer shells using professional tools.
2. Unscrew the fixed screws of the internal bracket using a screwdriver.
3. Unscrew the screws at the circuit board.
4. Cut the battery leads using scissors.
5. Remove the battery.

SKG Health Technologies Co., Ltd.

Address: 23A Floor, Building 3, Zhongke R&D Park, No. 009,
Gaoxin South 1st Road, High-tech Zone Community, Yuehai Street,
Nanshan District, Shenzhen, Guangdong, China.

Website : <https://global.skg.com/>

If you want to know more about product specification information, please visit:
<https://www.skg.com/pages/manuals-Ukrainian>



Made in China