

Annex D

1-1512/20-01-01_AnnexD

[Setup photos of the Equipment Under Test](#)

This addendum is electronically signed and valid without handwritten signature.
For verification of the electronic signatures, the public keys can be requested at the testing laboratory.

Document authorized:

Michael Dorongovski
Lab Manager
Radio Communications

Photos



Photo 1: EUT at the semi-anechoic chamber



Photo 2: EUT at the semi-anechoic chamber




Photo 3: EUT at the fully anechoic chamber



Photo 4: EUT at the fully anechoic chamber




Photo 5: EUT at the fully anechoic chamber



Photo 6: EUT at the anechoic chamber (1-18 GHz)




Photo 7: EUT at the anechoic chamber (1-18 GHz)




Photo 8: EUT at the anechoic chamber (1-18 GHz)



Photo 9: EUT at the anechoic chamber (1-18 GHz)




Photo 10: EUT at the anechoic chamber (1-18 GHz)




Photo 11: EUT at the anechoic chamber (1-18 GHz)




Photo 12: 18- 40 GHz




Photo 13: 18- 40 GHz




Photo 14: Efficient use of spectrum test



Photo 15: Efficient use of spectrum test

Document history

Version	Applied changes	Date of release
	initial release	2021-03-31
- END OF DOCUMENT -		