


1 Cover Page

RF Exposure REPORT

Application No.: SHEM2101000544CR
FCC ID: 2AYV6ACTORIP
Applicant: ChangZhou BoMedent Medical Technology Co., Ltd.
Address of Applicant: No. 9 Changyang Road, West Taihu Science Technology Industrial Park, Changzhou, China
Manufacturer: ChangZhou BoMedent Medical Technology Co., Ltd.
Address of Manufacturer: No. 9 Changyang Road, West Taihu Science Technology Industrial Park, Changzhou, China
Factory: ChangZhou BoMedent Medical Technology Co., Ltd.
Address of Factory: No. 9 Changyang Road, West Taihu Science Technology Industrial Park, Changzhou, China
Equipment Under Test (EUT):
EUT Name: Ultrasonic Endo Activation Devices
Model No.: Actor I pro
Trade mark: 
Standard(s) : FCC Rules 47 CFR §2.1093
 KDB447498 D01 General RF Exposure Guidance v06
Date of Receipt: 2021-01-15
Date of Test: 2021-03-02 to 2021-04-06
Date of Issue: 2021-04-13

Test Result:	Pass*
---------------------	--------------

* In the configuration tested, the EUT complied with the standards specified above.

Parlam Zhan

Parlam Zhan
E&E Section Manager

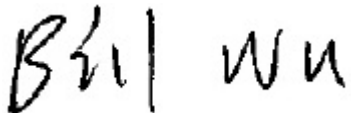
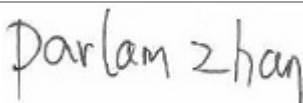
The manufacturer should ensure that all products in series production are in conformity with the product sample detailed in this report. If the product in this report is used in any configuration other than that detailed in the report, the manufacturer must ensure the new system complies with all relevant standards. Any mention of SGS International Electrical Approvals or testing done by SGS International Electrical Approvals in connection with, distribution or use of the product described in this report must be approved by SGS International Electrical Approvals in writing.



Unless otherwise agreed in writing, this document is issued by the Company subject to its General Conditions of Service printed overleaf, available on request or accessible at <http://www.sgs.com/en/Terms-and-Conditions.aspx> and, for electronic format documents, subject to Terms and Conditions for Electronic Documents at <http://www.sgs.com/en/Terms-and-Conditions/Terms-e-Documents.aspx>. Attention is drawn to the limitation of liability, indemnification and jurisdiction issues defined therein. Any holder of this document is advised that information contained hereon reflects the Company's findings at the time of its intervention only and within the limits of Client's instructions, if any. The Company's sole responsibility is to its Client and this document does not exonerate parties to a transaction from exercising all their rights and obligations under the transaction documents. This document cannot be reproduced except in full, without prior written approval of the Company. Any unauthorized alteration, forgery or falsification of the content or appearance of this document is unlawful and offenders may be prosecuted to the fullest extent of the law. Unless otherwise stated the results shown in this test report refer only to the sample(s) tested and such sample(s) are retained for 30 days only.
Attention: To check the authenticity of testing / inspection report & certificate, please contact us at telephone: (86-755) 8307 1443, or email: CN.Doccheck@sgs.com



Revision Record			
Version	Description	Date	Remark
00	Original	2021-04-13	/

Authorized for issue by:			
			
		Bill Wu / Project Engineer	
			
		Parlam Zhan /Reviewer	





2 Contents

	Page
1 COVER PAGE.....	1
2 CONTENTS	3
3 GENERAL INFORMATION.....	4
3.1 GENERAL DESCRIPTION OF E.U.T.	4
3.2 DETAILS OF E.U.T.	4
3.3 TEST LOCATION	5
3.4 TEST FACILITY.....	5
4 TEST STANDARDS AND LIMITS	6
4.1 FCC RADIOFREQUENCY RADIATION EXPOSURE LIMITS	6
5 MEASUREMENT AND CALCULATION	7
5.1 MAXIMUM TRANSMIT POWER	7
5.2 RF EXPOSURE CALCULATION	7





3 General Information

3.1 General Description of E.U.T.

Power supply:	DC 3.7V 1600mAh rechargeable battery
---------------	--------------------------------------

3.2 Details of E.U.T.

Antenna Gain:	0.5dBi (Provided by manufacturer)
Antenna Type:	Chip Antenna
Bluetooth Version:	V5.0 LE
Data Rate:	1 Mbps
Channel Spacing:	2MHz
Modulation Type:	GFSK
Number of Channels:	40
Operation Frequency:	2402MHz to 2480MHz





3.3 Test Location

All tests were performed at:

SGS-CSTC Standards Technical Services(Shanghai) Co., Ltd.

588 West Jindu Road, Xinqiao, Songjiang, 201612 Shanghai, China.

Tel: +86 21 6191 5666

Fax: +86 21 6191 5678

3.4 Test Facility

The test facility is recognized, certified, or accredited by the following organizations:

- **CNAS (No. CNAS L0599)**

CNAS has accredited SGS-CSTC Standards Technical Services (Shanghai) Co., Ltd. to ISO/IEC 17025:2017 General Requirements for the Competence of Testing and Calibration Laboratories (CNAS-CL01 Accreditation Criteria for the Competence of Testing and Calibration Laboratories) for the competence in the field of testing.

- **A2LA (Certificate No. 6332.01)**

SGS-CSTC Standards Technical Services (Shanghai) Co., Ltd. is accredited by the American Association for Laboratory Accreditation(A2LA).

- **FCC (Designation Number: CN1301)**

SGS-CSTC Standards Technical Services (Shanghai) Co., Ltd. has been recognized by Federal Communications Commission (FCC) as an accredited testing laboratory.

- **ISED (CAB Identifier: CN0020)**

SGS-CSTC Standards Technical Services (Shanghai) Co., Ltd. EMC Laboratory has been recognized by Innovation, Science and Economic Development Canada (ISED) as an accredited testing laboratory.

- **VCCI (Member No.: 3061)**

The 3m Semi-anechoic chamber and Shielded Room of SGS-CSTC Standards Technical Services (Shanghai) Co., Ltd. has been registered in accordance with the Regulations for Voluntary Control Measures with Registration No.: R-13868, C-14336, T-12221, G-10830 respectively.



Unless otherwise agreed in writing, this document is issued by the Company subject to its General Conditions of Service printed overleaf, available on request or accessible at <http://www.sgs.com/en/Terms-and-Conditions.aspx> and, for electronic format documents, subject to Terms and Conditions for Electronic Documents at <http://www.sgs.com/en/Terms-and-Conditions/Terms-e-Documents.aspx>. Attention is drawn to the limitation of liability, indemnification and jurisdiction issues defined therein. Any holder of this document is advised that information contained hereon reflects the Company's findings at the time of its intervention only and within the limits of Client's instructions, if any. The Company's sole responsibility is to its Client and this document does not exonerate parties to a transaction from exercising all their rights and obligations under the transaction documents. This document cannot be reproduced except in full, without prior written approval of the Company. Any unauthorized alteration, forgery or falsification of the content or appearance of this document is unlawful and offenders may be prosecuted to the fullest extent of the law. Unless otherwise stated the results shown in this test report refer only to the sample(s) tested and such sample(s) are retained for 30 days only.
Attention: To check the authenticity of testing / inspection report & certificate, please contact us at telephone: (86-755) 8307 1443, or email: CN.Doccheck@sgs.com

SGS-CSTC Standards Technical Services (Shanghai) Co., Ltd.
Testing Center EMC

NO.588 West Jindu Road, Songjiang District, Shanghai, China 201612
中国·上海·松江区金都西路588号 邮编: 201612

t(86-21) 61915666 f(86-21) 61915678 www.sgsgroup.com.cn
t(86-21) 61915666 f(86-21) 61915678 e.sgs.china@sgs.com

4 Test Standards and Limits

4.1 FCC Radiofrequency radiation exposure limits

The 1-g and 10-g SAR test exclusion thresholds for 100 MHz to 6 GHz at test separation distances ≤ 50 mm are determined by:

$[(\text{max power of channel})/(\text{min test separation distance})] \cdot [\sqrt{f}(\text{GHz})] \leq 3.0$ for 1-g SAR and ≤ 7.5 for 10-g extremity SAR, where

- $f(\text{GHz})$ is the RF channel transmit frequency in GHz
- Power and distance are rounded to the nearest mW and mm
- The result is rounded to one decimal place for comparison
- 3.0 and 7.5 are referred to as the numeric thresholds

The test exclusions are applicable only when the minimum test separation distance is ≤ 50 mm, and for transmission frequencies between 100 MHz and 6 GHz. When the minimum test separation distance is < 5 mm, a distance of 5 mm according to 4.1 f) is applied to determine SAR test exclusion.

For 2.4G band device, the limit of worse case is $P_{\text{max}} \leq 3.0 \cdot D_{\text{min}} / \sqrt{f} = 3.0 \cdot 5 / \sqrt{2.480} = 9.525 \text{ mW}$



Unless otherwise agreed in writing, this document is issued by the Company subject to its General Conditions of Service printed overleaf, available on request or accessible at <http://www.sgs.com/en/Terms-and-Conditions.aspx> and, for electronic format documents, subject to Terms and Conditions for Electronic Documents at <http://www.sgs.com/en/Terms-and-Conditions/Terms-e-Documents.aspx>. Attention is drawn to the limitation of liability, indemnification and jurisdiction issues defined therein. Any holder of this document is advised that information contained hereon reflects the Company's findings at the time of its intervention only and within the limits of Client's instructions, if any. The Company's sole responsibility is to its Client and this document does not exonerate parties to a transaction from exercising all their rights and obligations under the transaction documents. This document cannot be reproduced except in full, without prior written approval of the Company. Any unauthorized alteration, forgery or falsification of the content or appearance of this document is unlawful and offenders may be prosecuted to the fullest extent of the law. Unless otherwise stated the results shown in this test report refer only to the sample(s) tested and such sample(s) are retained for 30 days only.
Attention: To check the authenticity of testing / inspection report & certificate, please contact us at telephone: (86-755) 8307 1443, or email: CN.Doccheck@sgs.com

5 Measurement and Calculation

5.1 Maximum transmit power

The Power Data is based on the RF Test Report SHEM210100054401.

Test Data:

Test Mode	Test Channel	Power[dBm]	Peak Power (mW)
BLE	2402	-8.52	0.14
BLE	2440	-9.03	0.13
BLE	2480	-11.06	0.08

5.2 RF Exposure Calculation

The Max Conducted Peak Output Power is 0.14mW. The best case gain of the antenna is 0.5dBi.

According to the formula. calculate the Conducted Peak Output Power test result:

The Max Conducted Peak Power = 0.14mW < 9.525mW

So the SAR report is not required.

--End of the Report--

