

6.4 Setup Photograph:



7.4 Setup Photograph:




8.4 Setup Photograph:





9.4 Setup Photographs:



EUT – Flat



EUT – Long Side



EUT – Short Side




10.4 Setup Photographs:


Antenna Port Conducted Spurious Emissions Setup




Radiated Emissions Test Setup, 9 kHz - 30 MHz




Radiated Emissions Test Setup, 9 kHz - 30 MHz




Radiated Emissions Test Setup (Flat), 30-1000 MHz




Radiated Emissions Test Setup (Long Side), 30-1000 MHz





Radiated Emissions Test Setup (Short Side), 30-1000 MHz





Radiated Emissions Test Setup (Flat), 3-18 GHz





Radiated Emissions Test Setup (Long Side), 3-18 GHz



Radiated Emissions Test Setup (Short Side), 3-18 GHz



Radiated Emissions Manual Test Setup 1-3 GHz




Radiated Emissions Manual Test Setup 18-25 GHz



11.4 Setup Photographs:

30-1000 MHz Test Setup



1-13 GHz Test Setup

