

VIVITAR®

*Selfie tripod with
light*

*Selfie Stick
Tripod*



FCC ID :2AYU6-YS11

User's Manual: Item VIVTR2L36

Introduction

Thank you for purchasing the Vivitar Selfie Stick Tripod, item VIVTR2L36. Your device acts as both a selfie stick and a tripod. In addition it has two built in lights to enhance your photos. Please read this manual carefully before you begin using your device.

Safety Precautions

Before setting up and using the Selfie Stick Tripod, basic safety precautions should always be followed including:

1. This product is not a toy, do not allow children to play with it. Adult supervision is advised.
2. This product should not be exposed to extreme heat or fire. Do not store in a location with temperatures above 100°F.
3. Do not crush, throw or subject this product to extreme physical force.
4. Do not use this product if the legs are cracked or broken.
5. Do not use in wet or humid environments.
6. Always detach mounted devices before folding and traveling with this product.
7. Ensure the tripod's legs are securely in place before attaching your phone or camera.
8. Please recycle or dispose of the product properly based on the laws and rules of your municipality. Contact local recycling facilities and/or the manufacturer of the product for further information.
9. Do not attempt to repair this product yourself. Contact a qualified service center if the product is in need of service.
10. To prevent damage to the product, always only use the tripod feature on a flat, stable surface.

Contents

- Wireless Dual LED Lights Selfie Stick Tripod
- Remote Control
- Charging Cable
- User Manual with Warranty Information

Specifications

Power Usage: 3W (Max)

Stand Height: 7-16 inches

LED Light Charging Time: ~30 minutes

LED Light Run Time: ~1 hour

Remote Battery: CR1632 (replaceable)

Internal Battery (for lights): 40mAH Lithium Ion Rechargeable Battery

Bluetooth Version: 5.0

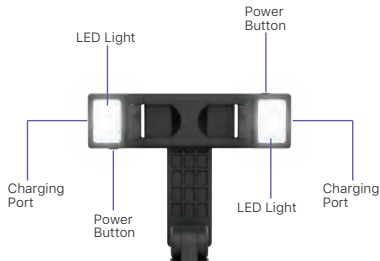
Using the Lights

The product comes with two LED lights.

Press and hold each light's power button for approximately 3-5 seconds to power on or power off the corresponding light.


While powered on, press the power button to adjust the brightness

Each light can be charged separately by plugging one end of the included charging cable into the charging port of the light and the other end into a USB charging adapter. Charging takes approximately 30 minutes to complete. While charging, a red LED light will illuminate. This light will turn off once charging is complete.



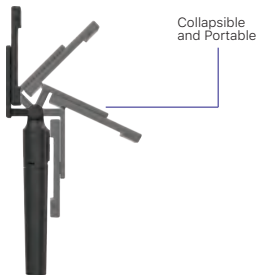
Using the Remote

1. You can turn the remote On and Off by pressing and holding the shutter button for three to five seconds. The LED Indicator will flash blue indicating it is waiting to pair.
2. On your phone, go into the Bluetooth page in the Settings app. Make sure bluetooth is On before connecting to the available device "VIVTR2L36".
3. Once your remote is paired with your phone, you can press the shutter button on the remote and your phone will snap a picture. You may need to have your phone's camera app open. Some performance may vary depending on your model phone.
4. You can remove the remote from the tripod's base by sliding it up.
5. The remote runs on a CR1632 cell battery. When the included battery dies you will need to replace it. Remove the remote from the base then open it. Remove the old battery and replace it and then put the two halves of the remote together when you are finished.



Using the tripod


1. Expand the tripod's legs, placing it on a flat, even surface.
2. Place your phone into the expandable smartphone cradle.
3. Use the remote to wirelessly take pictures and videos.
4. When you are finished using the tripod, it can be folded for and easily stored for later use.



Using the Selfie Stick

Push the legs together, then extend the stem to the height of your preference to use the selfie stick feature. Slide out the remote to wirelessly take pictures and videos.

Push the Legs
Together for Use
as Selfie Stick



FCC Statement

Changes or modifications not expressly approved by the party responsible for compliance could void the user's authority to operate the equipment.

This device complies with Part 15 of the FCC Rules. Operation is subject to the following two conditions: (1) this device may not cause harmful interference, and (2) this device must accept any interference received, including interference that may cause undesired operation.

This equipment has been tested and found to comply with the limits for a Class B digital device, pursuant to Part 15 of the FCC Rules. These limits are designed to provide reasonable protection against harmful interference in a residential installation. This equipment generates, uses and can radiate radio frequency energy and, if not installed and used in accordance with the instructions, may cause harmful interference to radio communications. However, there is no guarantee that interference will not occur in a particular installation.

If this equipment does cause harmful interference to radio or television reception, which can be determined by turning the equipment off and on, the user is encouraged to try to correct the interference by one or more of the following measures:

- Reorient or relocate the receiving antenna.
- Increase the separation between the equipment and receiver.
- Connect the equipment into an outlet on a circuit different from that to which the receiver is connected.
- Consult the dealer or an experienced radio/TV technician for help.

Vivitar One Year Warranty

This warranty covers the original consumer purchaser only and is not transferable.

This warranty covers products that fail to function properly UNDER NORMAL USAGE, due to defects in material or workmanship. Your product will be repaired or replaced at no charge for parts or labor for a period of one year.

What Is Not Covered by Warranty

Damages or malfunctions not resulting from defects in material or workmanship and damages or malfunctions from other than normal use, including but limited to, repair by unauthorized parties, tampering, modification or accident.

To Obtain Warranty Service and Troubleshooting Information:

Call 1-800-592-9541 or visit our website at www.vivitar.com.

To receive warranty service along with the name and address of an authorized product service center, the original consumer purchaser must contact us for problem determination and service procedures. Proof of purchase in the form of a bill of sale or receipted invoice, evidencing that the product is within the applicable warranty period(s), MUST be presented in order to obtain the requested service. It is your responsibility to properly package and send any defective products along with a dated copy of proof of purchase, a written explanation of the problem, and a valid return address to the authorized service center at your expense. Do not include any other items or accessories with the defective product. Any products received by the authorized service center that are not covered by warranty will be returned unrepared.

Vivitar One Year Warranty (continued)

NO WARRANTIES, WHETHER EXPRESS OR IMPLIED, INCLUDING, BUT NOT LIMITED TO, ANY IMPLIED WARRANTIES OF MERCHANTABILITY OR FITNESS FOR A PARTICULAR PURPOSE, OTHER THAN THOSE EXPRESSLY DESCRIBED ABOVE SHALL APPLY. DISTRIBUTOR FURTHER DISCLAIMS ALL WARRANTIES AFTER THE EXPRESS WARRANTY PERIOD STATED ABOVE. NO OTHER EXPRESS WARRANTY OR GUARANTY GIVEN BY ANY PERSON, FIRM OR ENTITY WITH RESPECT TO THE PRODUCT SHALL BE BINDING ON DISTRIBUTOR. REPAIR, REPLACEMENT, OR REFUND OF THE ORIGINAL PURCHASE PRICE - AT DISTRIBUTOR'S SOLE DISCRETION -ARE THE EXCLUSIVE REMEDIES OF THE CONSUMER. IN NO EVENT WILL DISTRIBUTOR, ITS MANUFACTURERS, OR SAKAR INT. BE LIABLE FOR ANY INCIDENTAL, DIRECT, INDIRECT, SPECIAL, PUNITIVE OR CONSEQUENTIAL DAMAGES (SUCH AS, BUT NOT LIMITED TO, DAMAGES FOR LOSS OF PROFITS, BUSINESS, SAVINGS, DATA OR RECORDS) CAUSED BY THE USE, MISUSE OR INABILITY TO USE THE PRODUCT. EXCEPT AS STATED HEREIN, NO OTHER WARRANTIES SHALL APPLY. NOTWITHSTANDING THE FOREGOING, CONSUMER'S RECOVERY AGAINST DISTRIBUTOR SHALL NOT EXCEED THE PURCHASE PRICE OF THE PRODUCT SOLD BY DISTRIBUTOR. THIS WARRANTY SHALL NOT EXTEND TO ANYONE OTHER THAN THE ORIGINAL CONSUMER WHO PURCHASED THE PRODUCT AND IS NOT TRANSFERABLE.

Some countries, states or provinces do not allow the exclusion or limitation of incidental or consequential damages or allow limitations on warranties, so limitation or exclusions may not apply to you. This warranty gives you specific legal rights, and you may have other rights that vary from state to state or province to province. Contact your authorized retailer to determine if another warranty applies. This product is manufactured, distributed and sold by SAKAR International, Inc. All other trademarks are the property of the respective owner, who has not sponsored, endorsed or approved this product.

VIVITAR®

©2021 Sakar International
195 Carter Drive
Edison, NJ 08817
Support: 800 592 9541
www.vivitar.com