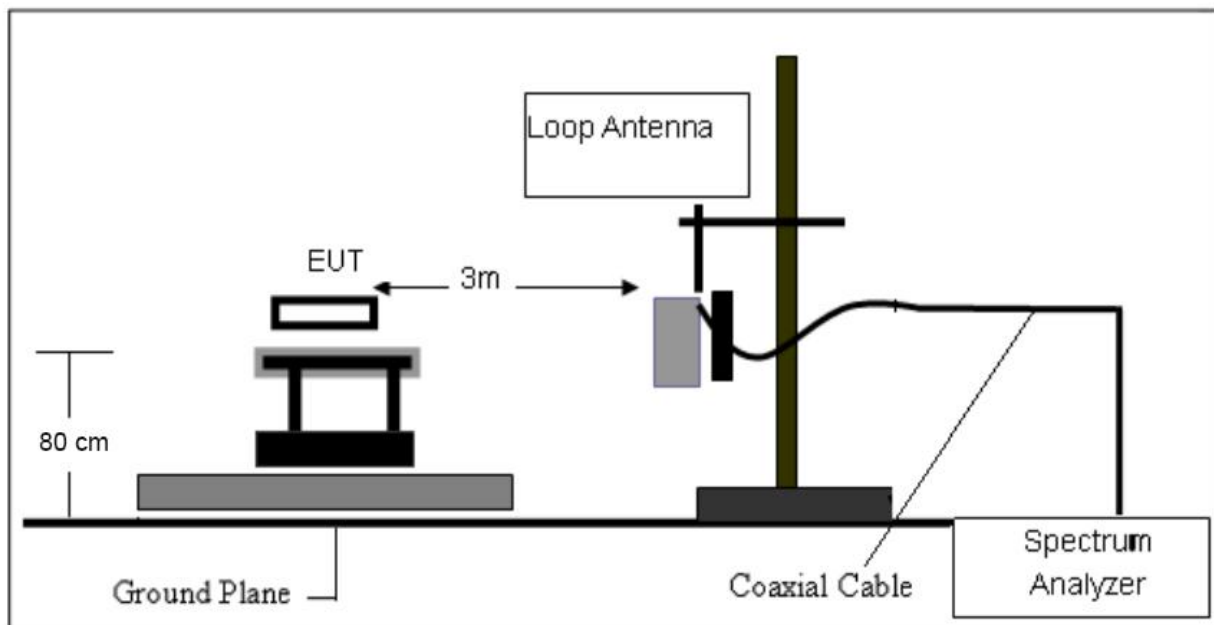
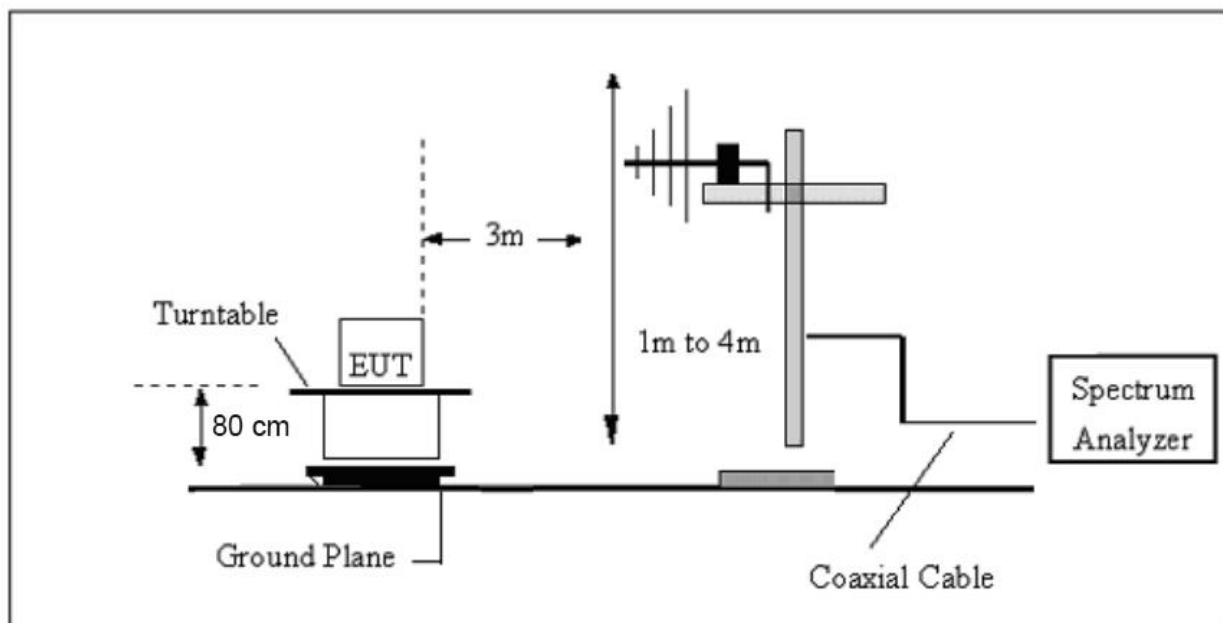


7.3 TESTSETUP

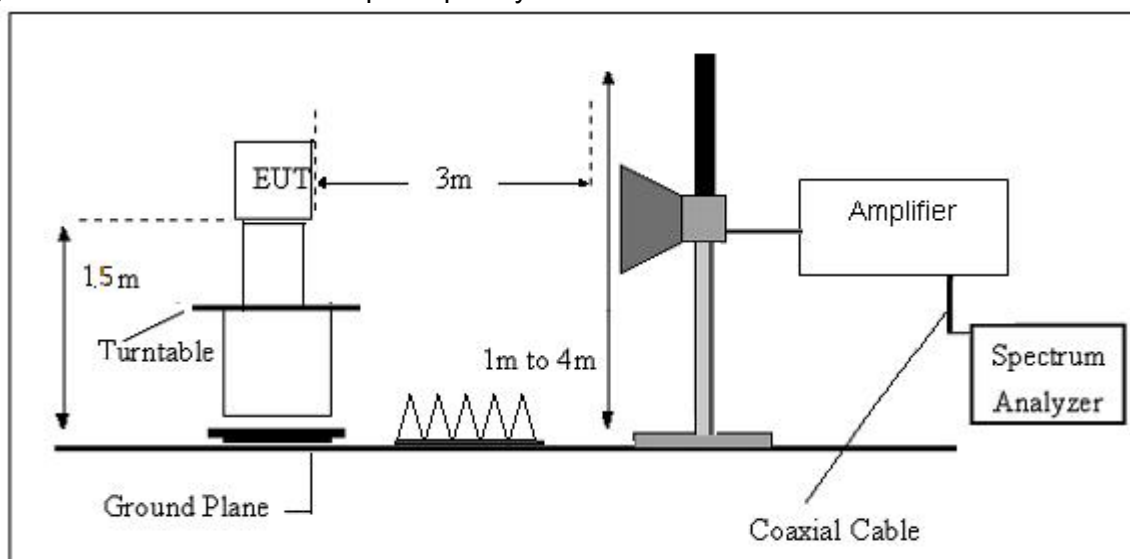
(A) Radiated Emission Test-Up Frequency Below 30MHz



(B) Radiated Emission Test-Up Frequency 30MHz~1GHz



(C) Radiated Emission Test-Up Frequency Above 1GHz



7.4. TEST RESULTS

(9KHz-30MHz)

Temperature:	22.7°C	Relative Humidity:	61%
Test Voltage:	AC 110V	Test Mode:	802.11b(worst mode)

Freq.	Reading	Limit	Margin	State	Test Result
(MHz)	(dBuV/m)	(dBuV/m)	(dB)	P/F	
--	--	--	--	--	PASS
--	--	--	--	--	PASS

Note:

The amplitude of spurious emissions which are attenuated by more than 20dB below the permissible value has no need to be reported.

Distance extrapolation factor = $40 \log (\text{specific distance}/\text{test distance})$ (dB);

Limit line = specific limits (dBuV) + distance extrapolation factor.

(30MHz-1000MHz)

Temperature:	24.7°C	Relative Humidity:	61%
Test Voltage:	AC 110V	Phase:	Horizontal
Test Mode:	802.11b(worst)		



No.	Frequency (MHz)	Reading (dBuV)	Correct Factor(dB/m)	Result (dBuV/m)	Limit (dBuV/m)	Margin (dB)	Remark
1	34.3964	41.24	-15.86	25.38	40.00	-14.62	QP
2	95.7622	45.70	-18.98	26.72	43.50	-16.78	QP
3	148.4410	49.18	-20.05	29.13	43.50	-14.37	QP
4	199.9856	50.61	-15.48	35.13	43.50	-8.37	QP
5	414.7223	54.71	-12.31	42.40	46.00	-3.60	QP
6	744.8661	44.35	-4.98	39.37	46.00	-6.63	QP

Note: 1. Margin = Result (Result =Reading + Factor)-Limit

2. If Peak Result complies with QP limit, QP Result is deemed to comply with QP limit.

3. Test setup: RBW: 120 kHz, VBW: 300 kHz, Sweep time: auto.

Temperature:	22.7°C	Relative Humidity:	61%
Test Voltage:	AC 110V	Phase:	Vertical
Test Mode:	802.11b(worst)		



No.	Frequency (MHz)	Reading (dBuV)	Correct Factor(dB/m)	Result (dBuV/m)	Limit (dBuV/m)	Margin (dB)	Remark
1	30.6380	45.05	-13.51	31.54	40.00	-8.46	QP
2	95.7622	46.39	-18.98	27.41	43.50	-16.09	QP
3	199.9856	42.88	-15.48	27.40	43.50	-16.10	QP
4	413.2706	54.33	-12.37	41.96	46.00	-4.04	QP
5	595.1330	37.58	-8.28	29.30	46.00	-16.70	QP
6	893.8567	36.00	-3.39	32.61	46.00	-13.39	QP

Note: 1. Margin = Result (Result = Reading + Factor) – Limit

2. If Peak Result complies with QP limit, QP Result is deemed to comply with QP limit.

3. Test setup: RBW: 120 kHz, VBW: 300 kHz, Sweep time: auto.

(1GHz~25GHz) Restricted band and Spurious emission Requirements

802.11b(Worst)-Low

Peak value:

Frequency (MHz)	Read Level (dBuV)	Antenna Factor (dB/m)	Cable Loss (dB)	Preamplifier Factor (dB)	Level (dBuV/m)	Limit Line (dBuV/m)	Over Limit (dB)	polarization
4824.00	40.17	31.79	8.62	32.10	48.48	74.00	-25.52	Vertical
7236.00	34.14	36.19	11.68	31.97	50.04	74.00	-23.96	Vertical
9648.00	32.66	38.07	14.16	31.56	53.33	74.00	-20.67	Vertical
12060.00	*					74.00		Vertical
14472.00	*					74.00		Vertical
16884.00	*					74.00		Vertical
4824.00	38.85	31.79	8.62	32.10	47.16	74.00	-26.84	Horizontal
7236.00	33.90	36.19	11.68	31.97	49.80	74.00	-24.20	Horizontal
9648.00	32.24	38.07	14.16	31.56	52.91	74.00	-21.09	Horizontal
12060.00	*					74.00		Horizontal
14472.00	*					74.00		Horizontal
16884.00	*					74.00		Horizontal

Average value:

Frequency (MHz)	Read Level (dBuV)	Antenna Factor (dB/m)	Cable Loss (dB)	Preamplifier Factor (dB)	Level (dBuV/m)	Limit Line (dBuV/m)	Over Limit (dB)	polarization
4824.00	29.26	31.79	8.62	32.10	37.57	54.00	-16.43	Vertical
7236.00	23.01	36.19	11.68	31.97	38.91	54.00	-15.09	Vertical
9648.00	23.00	38.07	14.16	31.56	43.67	54.00	-10.33	Vertical
12060.00	*					54.00		Vertical
14472.00	*					54.00		Vertical
16884.00	*					54.00		Vertical
4824.00	28.40	31.79	8.62	32.10	36.71	54.00	-17.29	Horizontal
7236.00	22.48	36.19	11.68	31.97	38.38	54.00	-15.62	Horizontal
9648.00	21.99	38.07	14.16	31.56	42.66	54.00	-11.34	Horizontal
12060.00	*					54.00		Horizontal
14472.00	*					54.00		Horizontal
16884.00	*					54.00		Horizontal

Remark:

1. Final Level = Receiver Read level + Antenna Factor + Cable Loss – Preamplifier Factor
2. “*”, means this data is the too weak instrument of signal is unable to test.

802.11b(Worst)-Middle

Peak value:

Frequency (MHz)	Read Level (dBuV)	Antenna Factor (dB/m)	Cable Loss (dB)	Preamplifier Factor (dB)	Level (dBuV/m)	Limit Line (dBuV/m)	Over Limit (dB)	polarization
4874.00	39.24	31.85	8.66	32.12	47.63	74.00	-26.37	Vertical
7311.00	34.22	36.37	11.71	31.91	50.39	74.00	-23.61	Vertical
9748.00	33.68	38.27	14.25	31.56	54.64	74.00	-19.36	Vertical
12185.00	*					74.00		Vertical
14622.00	*					74.00		Vertical
17059.00	*					74.00		Vertical
4874.00	39.74	31.85	8.66	32.12	48.13	74.00	-25.87	Horizontal
7311.00	32.87	36.37	11.71	31.91	49.04	74.00	-24.96	Horizontal
9748.00	33.58	38.27	14.25	31.56	54.54	74.00	-19.46	Horizontal
12185.00	*					74.00		Horizontal
14622.00	*					74.00		Horizontal
17059.00	*					74.00		Horizontal

Average value:

Frequency (MHz)	Read Level (dBuV)	Antenna Factor (dB/m)	Cable Loss (dB)	Preamplifier Factor (dB)	Level (dBuV/m)	Limit Line (dBuV/m)	Over Limit (dB)	polarization
4874.00	30.11	31.85	8.66	32.12	38.50	54.00	-15.50	Vertical
7311.00	22.54	36.37	11.71	31.91	38.71	54.00	-15.29	Vertical
9748.00	22.94	38.27	14.25	31.56	43.90	54.00	-10.10	Vertical
12185.00	*					54.00		Vertical
14622.00	*					54.00		Vertical
17059.00	*					54.00		Vertical
4874.00	29.86	31.85	8.66	32.12	38.25	54.00	-15.75	Horizontal
7311.00	21.96	36.37	11.71	31.91	38.13	54.00	-15.87	Horizontal
9748.00	23.29	38.27	14.25	31.56	44.25	54.00	-9.75	Horizontal
12185.00	*					54.00		Horizontal
14622.00	*					54.00		Horizontal
17059.00	*					54.00		Horizontal

Remark:

1. *Final Level = Receiver Read level + Antenna Factor + Cable Loss – Preamplifier Factor*
2. *"**", means this data is the too weak instrument of signal is unable to test.*

802.11b(Worst)-High

Peak value:

Frequency (MHz)	Read Level (dBuV)	Antenna Factor (dB/m)	Cable Loss (dB)	Preamplifier Factor (dB)	Level (dBuV/m)	Limit Line (dBuV/m)	Over Limit (dB)	polarization
4924.00	44.70	31.90	8.70	32.15	53.15	74.00	-20.85	Vertical
7386.00	34.85	36.49	11.76	31.83	51.27	74.00	-22.73	Vertical
9848.00	36.95	38.62	14.31	31.77	58.11	74.00	-15.89	Vertical
12310.00	*					74.00		Vertical
14772.00	*					74.00		Vertical
17234.00	*					74.00		Vertical
4924.00	44.03	31.90	8.70	32.15	52.48	74.00	-21.52	Horizontal
7386.00	33.76	36.49	11.76	31.83	50.18	74.00	-23.82	Horizontal
9848.00	33.12	38.62	14.31	31.77	54.28	74.00	-19.72	Horizontal
12310.00	*					74.00		Horizontal
14772.00	*					74.00		Horizontal
17234.00	*					74.00		Horizontal

Average value:

Frequency (MHz)	Read Level (dBuV)	Antenna Factor (dB/m)	Cable Loss (dB)	Preamplifier Factor (dB)	Level (dBuV/m)	Limit Line (dBuV/m)	Over Limit (dB)	polarization
4924.00	35.63	31.90	8.70	32.15	44.08	54.00	-9.92	Vertical
7386.00	24.77	36.49	11.76	31.83	41.19	54.00	-12.81	Vertical
9848.00	25.45	38.62	14.31	31.77	46.61	54.00	-7.39	Vertical
12310.00	*					54.00		Vertical
14772.00	*					54.00		Vertical
17234.00	*					54.00		Vertical
4924.00	34.40	31.90	8.70	32.15	42.85	54.00	-11.15	Horizontal
7386.00	23.16	36.49	11.76	31.83	39.58	54.00	-14.42	Horizontal
9848.00	22.39	38.62	14.31	31.77	43.55	54.00	-10.45	Horizontal
12310.00	*					54.00		Horizontal
14772.00	*					54.00		Horizontal
17234.00	*					54.00		Horizontal

Remark:

1. Final Level = Receiver Read level + Antenna Factor + Cable Loss – Preamplifier Factor
2. “*”, means this data is too weak instrument of signal is unable to test.

802.11g(Worst)-Low

Peak value:

Frequency (MHz)	Read Level (dBuV)	Antenna Factor (dB/m)	Cable Loss (dB)	Preamplifier Factor (dB)	Level (dBuV/m)	Limit Line (dBuV/m)	Over Limit (dB)	polarization
4824.00	39.72	31.79	8.62	32.10	48.03	74.00	-25.97	Vertical
7236.00	33.86	36.19	11.68	31.97	49.76	74.00	-24.24	Vertical
9648.00	32.46	38.07	14.16	31.56	53.13	74.00	-20.87	Vertical
12060.00	*					74.00		Vertical
14472.00	*					74.00		Vertical
16884.00	*					74.00		Vertical
4824.00	38.48	31.79	8.62	32.10	46.79	74.00	-27.21	Horizontal
7236.00	33.65	36.19	11.68	31.97	49.55	74.00	-24.45	Horizontal
9648.00	32.05	38.07	14.16	31.56	52.72	74.00	-21.28	Horizontal
12060.00	*					74.00		Horizontal
14472.00	*					74.00		Horizontal
16884.00	*					74.00		Horizontal

Average value:

Frequency (MHz)	Read Level (dBuV)	Antenna Factor (dB/m)	Cable Loss (dB)	Preamplifier Factor (dB)	Level (dBuV/m)	Limit Line (dBuV/m)	Over Limit (dB)	polarization
4824.00	28.85	31.79	8.62	32.10	37.16	54.00	-16.84	Vertical
7236.00	22.74	36.19	11.68	31.97	38.64	54.00	-15.36	Vertical
9648.00	22.81	38.07	14.16	31.56	43.48	54.00	-10.52	Vertical
12060.00	*					54.00		Vertical
14472.00	*					54.00		Vertical
16884.00	*					54.00		Vertical
4824.00	28.05	31.79	8.62	32.10	36.36	54.00	-17.64	Horizontal
7236.00	22.24	36.19	11.68	31.97	38.14	54.00	-15.86	Horizontal
9648.00	21.81	38.07	14.16	31.56	42.48	54.00	-11.52	Horizontal
12060.00	*					54.00		Horizontal
14472.00	*					54.00		Horizontal
16884.00	*					54.00		Horizontal

Remark:

1. Final Level = Receiver Read level + Antenna Factor + Cable Loss – Preamplifier Factor
2. “*” , means this data is the too weak instrument of signal is unable to test.

802.11g(Worst)-Middle

Peak value:

Frequency (MHz)	Read Level (dBuV)	Antenna Factor (dB/m)	Cable Loss (dB)	Preamplifier Factor (dB)	Level (dBuV/m)	Limit Line (dBuV/m)	Over Limit (dB)	polarization
4874.00	38.88	31.85	8.66	32.12	47.27	74.00	-26.73	Vertical
7311.00	33.99	36.37	11.71	31.91	50.16	74.00	-23.84	Vertical
9748.00	33.52	38.27	14.25	31.56	54.48	74.00	-19.52	Vertical
12185.00	*					74.00		Vertical
14622.00	*					74.00		Vertical
17059.00	*					74.00		Vertical
4874.00	39.43	31.85	8.66	32.12	47.82	74.00	-26.18	Horizontal
7311.00	32.67	36.37	11.71	31.91	48.84	74.00	-25.16	Horizontal
9748.00	33.42	38.27	14.25	31.56	54.38	74.00	-19.62	Horizontal
12185.00	*					74.00		Horizontal
14622.00	*					74.00		Horizontal
17059.00	*					74.00		Horizontal

Average value:

Frequency (MHz)	Read Level (dBuV)	Antenna Factor (dB/m)	Cable Loss (dB)	Preamplifier Factor (dB)	Level (dBuV/m)	Limit Line (dBuV/m)	Over Limit (dB)	polarization
4874.00	29.77	31.85	8.66	32.12	38.16	54.00	-15.84	Vertical
7311.00	22.32	36.37	11.71	31.91	38.49	54.00	-15.51	Vertical
9748.00	22.78	38.27	14.25	31.56	43.74	54.00	-10.26	Vertical
12185.00	*					54.00		Vertical
14622.00	*					54.00		Vertical
17059.00	*					54.00		Vertical
4874.00	29.57	31.85	8.66	32.12	37.96	54.00	-16.04	Horizontal
7311.00	21.76	36.37	11.71	31.91	37.93	54.00	-16.07	Horizontal
9748.00	23.15	38.27	14.25	31.56	44.11	54.00	-9.89	Horizontal
12185.00	*					54.00		Horizontal
14622.00	*					54.00		Horizontal
17059.00	*					54.00		Horizontal

Remark:

1. Final Level = Receiver Read level + Antenna Factor + Cable Loss – Preamplifier Factor
2. “*”, means this data is the too weak instrument of signal is unable to test.

802.11g(Worst)-High

Peak value:

Frequency (MHz)	Read Level (dBuV)	Antenna Factor (dB/m)	Cable Loss (dB)	Preamplifier Factor (dB)	Level (dBuV/m)	Limit Line (dBuV/m)	Over Limit (dB)	polarization
4924.00	44.06	31.90	8.70	32.15	52.51	74.00	-21.49	Vertical
7386.00	34.45	36.49	11.76	31.83	50.87	74.00	-23.13	Vertical
9848.00	36.66	38.62	14.31	31.77	57.82	74.00	-16.18	Vertical
12310.00	*					74.00		Vertical
14772.00	*					74.00		Vertical
17234.00	*					74.00		Vertical
4924.00	43.50	31.90	8.70	32.15	51.95	74.00	-22.05	Horizontal
7386.00	33.41	36.49	11.76	31.83	49.83	74.00	-24.17	Horizontal
9848.00	32.86	38.62	14.31	31.77	54.02	74.00	-19.98	Horizontal
12310.00	*					74.00		Horizontal
14772.00	*					74.00		Horizontal
17234.00	*					74.00		Horizontal

Average value:

Frequency (MHz)	Read Level (dBuV)	Antenna Factor (dB/m)	Cable Loss (dB)	Preamplifier Factor (dB)	Level (dBuV/m)	Limit Line (dBuV/m)	Over Limit (dB)	polarization
4924.00	35.04	31.90	8.70	32.15	43.49	54.00	-10.51	Vertical
7386.00	24.38	36.49	11.76	31.83	40.80	54.00	-13.20	Vertical
9848.00	25.18	38.62	14.31	31.77	46.34	54.00	-7.66	Vertical
12310.00	*					54.00		Vertical
14772.00	*					54.00		Vertical
17234.00	*					54.00		Vertical
4924.00	33.90	31.90	8.70	32.15	42.35	54.00	-11.65	Horizontal
7386.00	22.82	36.49	11.76	31.83	39.24	54.00	-14.76	Horizontal
9848.00	22.13	38.62	14.31	31.77	43.29	54.00	-10.71	Horizontal
12310.00	*					54.00		Horizontal
14772.00	*					54.00		Horizontal
17234.00	*					54.00		Horizontal

Remark:

1. Final Level = Receiver Read level + Antenna Factor + Cable Loss – Preamplifier Factor
2. “*”, means this data is too weak instrument of signal is unable to test.

802.11n 20(Worst)-Low

Peak value:

Frequency (MHz)	Read Level (dBuV)	Antenna Factor (dB/m)	Cable Loss (dB)	Preamplifier Factor (dB)	Level (dBuV/m)	Limit Line (dBuV/m)	Over Limit (dB)	polarization
4824.00	39.67	31.79	8.62	32.10	47.98	74.00	-26.02	Vertical
7236.00	33.82	36.19	11.68	31.97	49.72	74.00	-24.28	Vertical
9648.00	32.43	38.07	14.16	31.56	53.10	74.00	-20.90	Vertical
12060.00	*					74.00		Vertical
14472.00	*					74.00		Vertical
16884.00	*					74.00		Vertical
4824.00	38.43	31.79	8.62	32.10	46.74	74.00	-27.26	Horizontal
7236.00	33.62	36.19	11.68	31.97	49.52	74.00	-24.48	Horizontal
9648.00	32.03	38.07	14.16	31.56	52.70	74.00	-21.30	Horizontal
12060.00	*					74.00		Horizontal
14472.00	*					74.00		Horizontal
16884.00	*					74.00		Horizontal

Average value:

Frequency (MHz)	Read Level (dBuV)	Antenna Factor (dB/m)	Cable Loss (dB)	Preamplifier Factor (dB)	Level (dBuV/m)	Limit Line (dBuV/m)	Over Limit (dB)	polarization
4824.00	28.80	31.79	8.62	32.10	37.11	54.00	-16.89	Vertical
7236.00	22.70	36.19	11.68	31.97	38.60	54.00	-15.40	Vertical
9648.00	22.79	38.07	14.16	31.56	43.46	54.00	-10.54	Vertical
12060.00	*					54.00		Vertical
14472.00	*					54.00		Vertical
16884.00	*					54.00		Vertical
4824.00	28.00	31.79	8.62	32.10	36.31	54.00	-17.69	Horizontal
7236.00	22.21	36.19	11.68	31.97	38.11	54.00	-15.89	Horizontal
9648.00	21.79	38.07	14.16	31.56	42.46	54.00	-11.54	Horizontal
12060.00	*					54.00		Horizontal
14472.00	*					54.00		Horizontal
16884.00	*					54.00		Horizontal

Remark:

1. Final Level = Receiver Read level + Antenna Factor + Cable Loss – Preamplifier Factor
2. “*”, means this data is the too weak instrument of signal is unable to test.

802.11n20(Worst)-Middle

Peak value:

Frequency (MHz)	Read Level (dBuV)	Antenna Factor (dB/m)	Cable Loss (dB)	Preamplifier Factor (dB)	Level (dBuV/m)	Limit Line (dBuV/m)	Over Limit (dB)	polarization
4874.00	38.83	31.85	8.66	32.12	47.22	74.00	-26.78	Vertical
7311.00	33.96	36.37	11.71	31.91	50.13	74.00	-23.87	Vertical
9748.00	33.50	38.27	14.25	31.56	54.46	74.00	-19.54	Vertical
12185.00	*					74.00		Vertical
14622.00	*					74.00		Vertical
17059.00	*					74.00		Vertical
4874.00	39.39	31.85	8.66	32.12	47.78	74.00	-26.22	Horizontal
7311.00	32.64	36.37	11.71	31.91	48.81	74.00	-25.19	Horizontal
9748.00	33.41	38.27	14.25	31.56	54.37	74.00	-19.63	Horizontal
12185.00	*					74.00		Horizontal
14622.00	*					74.00		Horizontal
17059.00	*					74.00		Horizontal

Average value:

Frequency (MHz)	Read Level (dBuV)	Antenna Factor (dB/m)	Cable Loss (dB)	Preamplifier Factor (dB)	Level (dBuV/m)	Limit Line (dBuV/m)	Over Limit (dB)	polarization
4874.00	29.72	31.85	8.66	32.12	38.11	54.00	-15.89	Vertical
7311.00	22.29	36.37	11.71	31.91	38.46	54.00	-15.54	Vertical
9748.00	22.76	38.27	14.25	31.56	43.72	54.00	-10.28	Vertical
12185.00	*					54.00		Vertical
14622.00	*					54.00		Vertical
17059.00	*					54.00		Vertical
4874.00	29.53	31.85	8.66	32.12	37.92	54.00	-16.08	Horizontal
7311.00	21.74	36.37	11.71	31.91	37.91	54.00	-16.09	Horizontal
9748.00	23.13	38.27	14.25	31.56	44.09	54.00	-9.91	Horizontal
12185.00	*					54.00		Horizontal
14622.00	*					54.00		Horizontal
17059.00	*					54.00		Horizontal

Remark:

1. Final Level = Receiver Read level + Antenna Factor + Cable Loss – Preamplifier Factor
2. “*”, means this data is the too weak instrument of signal is unable to test.

802.11n20(Worst)-High

Peak value:

Frequency (MHz)	Read Level (dBuV)	Antenna Factor (dB/m)	Cable Loss (dB)	Preamplifier Factor (dB)	Level (dBuV/m)	Limit Line (dBuV/m)	Over Limit (dB)	polarization
4924.00	43.98	31.90	8.70	32.15	52.43	74.00	-21.57	4924.00
7386.00	34.40	36.49	11.76	31.83	50.82	74.00	-23.18	7386.00
9848.00	36.62	38.62	14.31	31.77	57.78	74.00	-16.22	9848.00
12310.00	*					74.00		Vertical
14772.00	*					74.00		Vertical
17234.00	*					74.00		Vertical
4924.00	43.43	31.90	8.70	32.15	51.88	74.00	-22.12	Horizontal
7386.00	33.37	36.49	11.76	31.83	49.79	74.00	-24.21	Horizontal
9848.00	32.83	38.62	14.31	31.77	53.99	74.00	-20.01	Horizontal
12310.00	*					74.00		Horizontal
14772.00	*					74.00		Horizontal
17234.00	*					74.00		Horizontal

Average value:

Frequency (MHz)	Read Level (dBuV)	Antenna Factor (dB/m)	Cable Loss (dB)	Preamplifier Factor (dB)	Level (dBuV/m)	Limit Line (dBuV/m)	Over Limit (dB)	polarization
4924.00	34.97	31.90	8.70	32.15	43.42	54.00	-10.58	Vertical
7386.00	24.33	36.49	11.76	31.83	40.75	54.00	-13.25	Vertical
9848.00	25.14	38.62	14.31	31.77	46.30	54.00	-7.70	Vertical
12310.00	*					54.00		Vertical
14772.00	*					54.00		Vertical
17234.00	*					54.00		Vertical
4924.00	33.84	31.90	8.70	32.15	42.29	54.00	-11.71	Horizontal
7386.00	22.77	36.49	11.76	31.83	39.19	54.00	-14.81	Horizontal
9848.00	22.10	38.62	14.31	31.77	43.26	54.00	-10.74	Horizontal
12310.00	*					54.00		Horizontal
14772.00	*					54.00		Horizontal
17234.00	*					54.00		Horizontal

Remark:

- 1 Final Level = Receiver Read level + Antenna Factor + Cable Loss – Preamplifier Factor
- 2 “*”, means this data is the too weak instrument of signal is unable to test.

802.11n 40(Worst)-Low

Peak value:

Frequency (MHz)	Read Level (dBuV)	Antenna Factor (dB/m)	Cable Loss (dB)	Preamplifier Factor (dB)	Level (dBuV/m)	Limit Line (dBuV/m)	Over Limit (dB)	polarization
4844.00	39.37	31.81	8.63	32.11	47.70	74.00	-26.30	Vertical
7266.00	33.63	36.28	11.69	31.94	49.66	74.00	-24.34	Vertical
9688.00	32.30	38.13	14.21	31.52	53.12	74.00	-20.88	Vertical
12060.00	*					74.00		Vertical
14472.00	*					74.00		Vertical
16884.00	*					74.00		Vertical
4844.00	38.18	31.81	8.63	32.11	46.51	74.00	-27.49	Horizontal
7266.00	33.45	36.28	11.69	31.94	49.48	74.00	-24.52	Horizontal
9688.00	31.91	38.13	14.21	31.52	52.73	74.00	-21.27	Horizontal
12060.00	*					74.00		Horizontal
14472.00	*					74.00		Horizontal
16884.00	*					74.00		Horizontal

Average value:

Frequency (MHz)	Read Level (dBuV)	Antenna Factor (dB/m)	Cable Loss (dB)	Preamplifier Factor (dB)	Level (dBuV/m)	Limit Line (dBuV/m)	Over Limit (dB)	polarization
4844.00	28.52	31.81	8.63	32.11	36.85	54.00	-17.15	Vertical
7266.00	22.52	36.28	11.69	31.94	38.55	54.00	-15.45	Vertical
9688.00	22.66	38.13	14.21	31.52	43.48	54.00	-10.52	Vertical
12060.00	*					54.00		Vertical
14472.00	*					54.00		Vertical
16884.00	*					54.00		Vertical
4844.00	27.77	31.81	8.63	32.11	36.10	54.00	-17.90	Horizontal
7266.00	22.05	36.28	11.69	31.94	38.08	54.00	-15.92	Horizontal
9688.00	21.67	38.13	14.21	31.52	42.49	54.00	-11.51	Horizontal
12060.00	*					54.00		Horizontal
14472.00	*					54.00		Horizontal
16884.00	*					54.00		Horizontal

Remark:

1. Final Level = Receiver Read level + Antenna Factor + Cable Loss – Preamplifier Factor
2. “*”, means this data is the too weak instrument of signal is unable to test.

802.11n40(Worst)-Middle

Peak value:

Frequency (MHz)	Read Level (dBuV)	Antenna Factor (dB/m)	Cable Loss (dB)	Preamplifier Factor (dB)	Level (dBuV/m)	Limit Line (dBuV/m)	Over Limit (dB)	polarization
4874.00	38.58	31.85	8.66	32.12	46.97	74.00	-27.03	Vertical
7311.00	33.80	36.37	11.71	31.91	49.97	74.00	-24.03	Vertical
9748.00	33.39	38.27	14.25	31.56	54.35	74.00	-19.65	Vertical
12185.00	*					74.00		Vertical
14622.00	*					74.00		Vertical
17059.00	*					74.00		Vertical
4874.00	39.18	31.85	8.66	32.12	47.57	74.00	-26.43	Horizontal
7311.00	32.51	36.37	11.71	31.91	48.68	74.00	-25.32	Horizontal
9748.00	33.30	38.27	14.25	31.56	54.26	74.00	-19.74	Horizontal
12185.00	*					74.00		Horizontal
14622.00	*					74.00		Horizontal
17059.00	*					74.00		Horizontal

Average value:

Frequency (MHz)	Read Level (dBuV)	Antenna Factor (dB/m)	Cable Loss (dB)	Preamplifier Factor (dB)	Level (dBuV/m)	Limit Line (dBuV/m)	Over Limit (dB)	polarization
4874.00	29.50	31.85	8.66	32.12	37.89	54.00	-16.11	Vertical
7311.00	22.14	36.37	11.71	31.91	38.31	54.00	-15.69	Vertical
9748.00	22.65	38.27	14.25	31.56	43.61	54.00	-10.39	Vertical
12185.00	*					54.00		Vertical
14622.00	*					54.00		Vertical
17059.00	*					54.00		Vertical
4874.00	29.33	31.85	8.66	32.12	37.72	54.00	-16.28	Horizontal
7311.00	21.61	36.37	11.71	31.91	37.78	54.00	-16.22	Horizontal
9748.00	23.03	38.27	14.25	31.56	43.99	54.00	-10.01	Horizontal
12185.00	*					54.00		Horizontal
14622.00	*					54.00		Horizontal
17059.00	*					54.00		Horizontal

Remark:

1. Final Level = Receiver Read level + Antenna Factor + Cable Loss – Preamplifier Factor
2. “*”, means this data is too weak instrument of signal is unable to test.

802.11n40(Worst)-High

Peak value:

Frequency (MHz)	Read Level (dBuV)	Antenna Factor (dB/m)	Cable Loss (dB)	Preamplifier Factor (dB)	Level (dBuV/m)	Limit Line (dBuV/m)	Over Limit (dB)	polarization
4904.00	43.56	31.88	8.68	32.13	51.99	74.00	-22.01	Vertical
7356.00	34.13	36.45	11.75	31.86	50.47	74.00	-23.53	Vertical
9808.00	36.43	38.43	14.29	31.68	57.47	74.00	-16.53	Vertical
12310.00	*					74.00		Vertical
14772.00	*					74.00		Vertical
17234.00	*					74.00		Vertical
4904.00	43.07	31.88	8.68	32.13	51.50	74.00	-22.50	Horizontal
7356.00	33.13	36.45	11.75	31.86	49.47	74.00	-24.53	Horizontal
9808.00	32.65	38.43	14.29	31.68	53.69	74.00	-20.31	Horizontal
12310.00	*					74.00		Horizontal
14772.00	*					74.00		Horizontal
17234.00	*					74.00		Horizontal

Average value:

Frequency (MHz)	Read Level (dBuV)	Antenna Factor (dB/m)	Cable Loss (dB)	Preamplifier Factor (dB)	Level (dBuV/m)	Limit Line (dBuV/m)	Over Limit (dB)	polarization
4904.00	34.58	31.88	8.68	32.13	43.01	54.00	-10.99	Vertical
7356.00	24.07	36.45	11.75	31.86	40.41	54.00	-13.59	Vertical
9808.00	24.96	38.43	14.29	31.68	46.00	54.00	-8.00	Vertical
12310.00	*					54.00		Vertical
14772.00	*					54.00		Vertical
17234.00	*					54.00		Vertical
4904.00	33.50	31.88	8.68	32.13	41.93	54.00	-12.07	Horizontal
7356.00	22.55	36.45	11.75	31.86	38.89	54.00	-15.11	Horizontal
9808.00	21.93	38.43	14.29	31.68	42.97	54.00	-11.03	Horizontal
12310.00	*					54.00		Horizontal
14772.00	*					54.00		Horizontal
17234.00	*					54.00		Horizontal

Remark:

- 1 Final Level =Receiver Read level + Antenna Factor + Cable Loss – Preamplifier Factor
- 2 “*”, means this data is the too weak instrument of signal is unable to test.

802.11 b low CH

Peak value:

Frequency (MHz)	Read Level (dBuV)	Antenna Factor (dB/m)	Cable Loss (dB)	Preamplifier Factor (dB)	Level (dBuV/m)	Limit Line (dBuV/m)	Over Limit (dB)	Polarization
2390.00	50.66	27.59	5.38	34.01	49.62	74.00	-24.38	Horizontal
2400.00	59.34	27.58	5.39	34.01	58.30	74.00	-15.70	Horizontal
2390.00	52.27	27.59	5.38	34.01	51.23	74.00	-22.77	Vertical
2400.00	60.87	27.58	5.39	34.01	59.83	74.00	-14.17	Vertical

Average value:

Frequency (MHz)	Read Level (dBuV)	Antenna Factor (dB/m)	Cable Loss (dB)	Preamplifier Factor (dB)	Level (dBuV/m)	Limit Line (dBuV/m)	Over Limit (dB)	Polarization
2390.00	37.71	27.59	5.38	34.01	36.67	54.00	-17.33	Horizontal
2400.00	45.89	27.58	5.39	34.01	44.85	54.00	-9.15	Horizontal
2390.00	39.45	27.59	5.38	34.01	38.41	54.00	-15.59	Vertical
2400.00	46.94	27.58	5.39	34.01	45.90	54.00	-8.10	Vertical

802.11 b High CH

Peak value:

Frequency (MHz)	Read Level (dBuV)	Antenna Factor (dB/m)	Cable Loss (dB)	Preamplifier Factor (dB)	Level (dBuV/m)	Limit Line (dBuV/m)	Over Limit (dB)	Polarization
2483.50	50.89	27.53	5.47	33.92	49.97	74.00	-24.03	Horizontal
2500.00	47.04	27.55	5.49	29.93	50.15	74.00	-23.85	Horizontal
2483.50	52.95	27.53	5.47	33.92	52.03	74.00	-21.97	Vertical
2500.00	49.36	27.55	5.49	29.93	52.47	74.00	-21.53	Vertical

Average value:

Frequency (MHz)	Read Level (dBuV)	Antenna Factor (dB/m)	Cable Loss (dB)	Preamplifier Factor (dB)	Level (dBuV/m)	Limit Line (dBuV/m)	Over Limit (dB)	Polarization
2483.50	37.92	27.53	5.47	33.92	37.00	54.00	-17.00	Horizontal
2500.00	34.21	27.55	5.49	29.93	37.32	54.00	-16.68	Horizontal
2483.50	39.78	27.53	5.47	33.92	38.86	54.00	-15.14	Vertical
2500.00	36.05	27.55	5.49	29.93	39.16	54.00	-14.84	Vertical

802.11 g Low CH

Peak value:

Frequency (MHz)	Read Level (dBuV)	Antenna Factor (dB/m)	Cable Loss (dB)	Preamplifier Factor (dB)	Level (dBuV/m)	Limit Line (dBuV/m)	Over Limit (dB)	Polarization
2390.00	50.21	27.59	5.38	34.01	49.17	74.00	-24.83	Horizontal
2400.00	58.74	27.58	5.39	34.01	57.70	74.00	-16.30	Horizontal
2390.00	51.79	27.59	5.38	34.01	50.75	74.00	-23.25	Vertical
2400.00	60.15	27.58	5.39	34.01	59.11	74.00	-14.89	Vertical

Average value:

Frequency (MHz)	Read Level (dBuV)	Antenna Factor (dB/m)	Cable Loss (dB)	Preamplifier Factor (dB)	Level (dBuV/m)	Limit Line (dBuV/m)	Over Limit (dB)	Polarization
2390.00	37.39	27.59	5.38	34.01	36.35	54.00	-17.65	Horizontal
2400.00	45.53	27.58	5.39	34.01	44.49	54.00	-9.51	Horizontal
2390.00	39.09	27.59	5.38	34.01	38.05	54.00	-15.95	Vertical
2400.00	46.54	27.58	5.39	34.01	45.50	54.00	-8.50	Vertical

802.11 g High CH

Peak value:

Frequency (MHz)	Read Level (dBuV)	Antenna Factor (dB/m)	Cable Loss (dB)	Preamplifier Factor (dB)	Level (dBuV/m)	Limit Line (dBuV/m)	Over Limit (dB)	Polarization
2483.50	50.25	27.53	5.47	33.92	49.33	74.00	-24.67	Horizontal
2500.00	46.54	27.55	5.49	29.93	49.65	74.00	-24.35	Horizontal
2483.50	52.22	27.53	5.47	33.92	51.30	74.00	-22.70	Vertical
2500.00	48.78	27.55	5.49	29.93	51.89	74.00	-22.11	Vertical

Average value:

Frequency (MHz)	Read Level (dBuV)	Antenna Factor (dB/m)	Cable Loss (dB)	Preamplifier Factor (dB)	Level (dBuV/m)	Limit Line (dBuV/m)	Over Limit (dB)	Polarization
2483.50	37.53	27.53	5.47	33.92	36.61	54.00	-17.39	Horizontal
2500.00	33.91	27.55	5.49	29.93	37.02	54.00	-16.98	Horizontal
2483.50	39.35	27.53	5.47	33.92	38.43	54.00	-15.57	Vertical
2500.00	35.73	27.55	5.49	29.93	38.84	54.00	-15.16	Vertical

802.11 N 20 Low CH

Peak value:

Frequency (MHz)	Read Level (dBuV)	Antenna Factor (dB/m)	Cable Loss (dB)	Preamplifier Factor (dB)	Level (dBuV/m)	Limit Line (dBuV/m)	Over Limit (dB)	Polarization
2390.00	50.18	27.59	5.38	34.01	49.14	74.00	-24.86	Horizontal
2400.00	58.69	27.58	5.39	34.01	57.65	74.00	-16.35	Horizontal
2390.00	51.75	27.59	5.38	34.01	50.71	74.00	-23.29	Vertical
2400.00	60.09	27.58	5.39	34.01	59.05	74.00	-14.95	Vertical

Average value:

Frequency (MHz)	Read Level (dBuV)	Antenna Factor (dB/m)	Cable Loss (dB)	Preamplifier Factor (dB)	Level (dBuV/m)	Limit Line (dBuV/m)	Over Limit (dB)	Polarization
2390.00	37.36	27.59	5.38	34.01	36.32	54.00	-17.68	Horizontal
2400.00	45.50	27.58	5.39	34.01	44.46	54.00	-9.54	Horizontal
2390.00	39.06	27.59	5.38	34.01	38.02	54.00	-15.98	Vertical
2400.00	46.51	27.58	5.39	34.01	45.47	54.00	-8.53	Vertical

802.11 N 20 High CH

Peak value:

Frequency (MHz)	Read Level (dBuV)	Antenna Factor (dB/m)	Cable Loss (dB)	Preamplifier Factor (dB)	Level (dBuV/m)	Limit Line (dBuV/m)	Over Limit (dB)	Polarization
2483.50	50.20	27.53	5.47	33.92	49.28	74.00	-24.72	Horizontal
2500.00	46.50	27.55	5.49	29.93	49.61	74.00	-24.39	Horizontal
2483.50	52.16	27.53	5.47	33.92	51.24	74.00	-22.76	Vertical
2500.00	48.73	27.55	5.49	29.93	51.84	74.00	-22.16	Vertical

Average value:

Frequency (MHz)	Read Level (dBuV)	Antenna Factor (dB/m)	Cable Loss (dB)	Preamplifier Factor (dB)	Level (dBuV/m)	Limit Line (dBuV/m)	Over Limit (dB)	Polarization
2483.50	37.50	27.53	5.47	33.92	36.58	54.00	-17.42	Horizontal
2500.00	33.89	27.55	5.49	29.93	37.00	54.00	-17.00	Horizontal
2483.50	39.32	27.53	5.47	33.92	38.40	54.00	-15.60	Vertical
2500.00	35.71	27.55	5.49	29.93	38.82	54.00	-15.18	Vertical

802.11 N 40 Low CH

Peak value:

Frequency (MHz)	Read Level (dBuV)	Antenna Factor (dB/m)	Cable Loss (dB)	Preamplifier Factor (dB)	Level (dBuV/m)	Limit Line (dBuV/m)	Over Limit (dB)	Polarization
2390.00	49.31	27.59	5.38	34.01	48.27	74.00	-25.73	Horizontal
2400.00	57.54	27.58	5.39	34.01	56.50	74.00	-17.50	Horizontal
2390.00	50.83	27.59	5.38	34.01	49.79	74.00	-24.21	Vertical
2400.00	58.71	27.58	5.39	34.01	57.67	74.00	-16.33	Vertical

Average value:

Frequency (MHz)	Read Level (dBuV)	Antenna Factor (dB/m)	Cable Loss (dB)	Preamplifier Factor (dB)	Level (dBuV/m)	Limit Line (dBuV/m)	Over Limit (dB)	Polarization
2390.00	36.75	27.59	5.38	34.01	35.71	54.00	-18.29	Horizontal
2400.00	44.79	27.58	5.39	34.01	43.75	54.00	-10.25	Horizontal
2390.00	38.38	27.59	5.38	34.01	37.34	54.00	-16.66	Vertical
2400.00	45.73	27.58	5.39	34.01	44.69	54.00	-9.31	Vertical

802.11 N 40 High CH

Peak value:

Frequency (MHz)	Read Level (dBuV)	Antenna Factor (dB/m)	Cable Loss (dB)	Preamplifier Factor (dB)	Level (dBuV/m)	Limit Line (dBuV/m)	Over Limit (dB)	Polarization
2483.50	48.96	27.53	5.47	33.92	48.04	74.00	-25.96	Horizontal
2500.00	45.54	27.55	5.49	29.93	48.65	74.00	-25.35	Horizontal
2483.50	50.74	27.53	5.47	33.92	49.82	74.00	-24.18	Vertical
2500.00	47.61	27.55	5.49	29.93	50.72	74.00	-23.28	Vertical

Average value:

Frequency (MHz)	Read Level (dBuV)	Antenna Factor (dB/m)	Cable Loss (dB)	Preamplifier Factor (dB)	Level (dBuV/m)	Limit Line (dBuV/m)	Over Limit (dB)	Polarization
2483.50	36.76	27.53	5.47	33.92	35.84	54.00	-18.16	Horizontal
2500.00	33.30	27.55	5.49	29.93	36.41	54.00	-17.59	Horizontal
2483.50	38.49	27.53	5.47	33.92	37.57	54.00	-16.43	Vertical
2500.00	35.09	27.55	5.49	29.93	38.20	54.00	-15.80	Vertical

8 CONDUCTED EMISSION TEST

8.1.1 POWER LINE CONDUCTED EMISSION LIMITS

Operating frequency band. In case the emission fall within the restricted band specified on Part 207(a) limit in the table below has to be followed.

FREQUENCY (MHz)	Conducted Emissionlimit (dBuV)	
	Quasi-peak	Average
0.15 -0.5	66 - 56 *	56 - 46 *
0.50 -5.0	56.00	46.00
5.0 -30.0	60.00	50.00

Note:

- (1) The tighter limit applies at the band edges.
- (2) The limit of " * " marked band means the limitation decreases linearly with the logarithm of the frequency in the range.

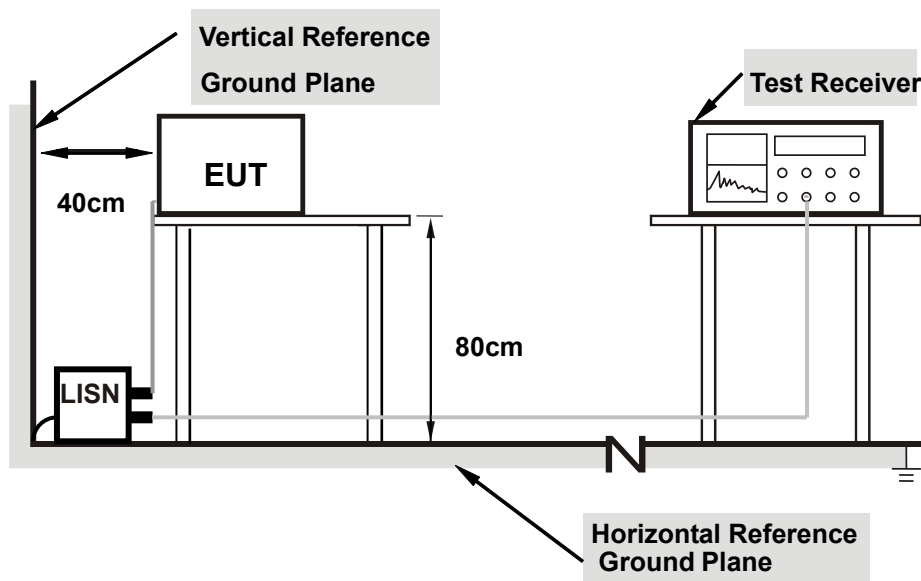
The following table is the setting of the receiver

Receiver Parameters	Setting
Attenuation	10 dB
Start Frequency	0.15 MHz
Stop Frequency	30 MHz
IF Bandwidth	9 kHz

8.1.2 TEST PROCEDURE

- The EUT was 0.8 meters from the horizontal ground plane and 0.4 meters from the vertical ground plane with EUT being connected to the power mains through a line impedance stabilization network (LISN). All other support equipments powered from additional LISN(s). The LISN provide 50 Ohm/ 50uH of coupling impedance for the measuring instrument.
- Interconnecting cables that hang closer than 40 cm to the ground plane shall be folded back and forth in the center forming a bundle 30 to 40 cm long.
- I/O cables that are not connected to a peripheral shall be bundled in the center. The end of the cable may be terminated, if required, using the correct terminating impedance. The overall length shall not exceed 1 m.
- LISN at least 80 cm from nearest part of EUT chassis.
- For the actual test configuration, please refer to the related Item –EUT Test Photos.

8.1.3 TEST SETUP

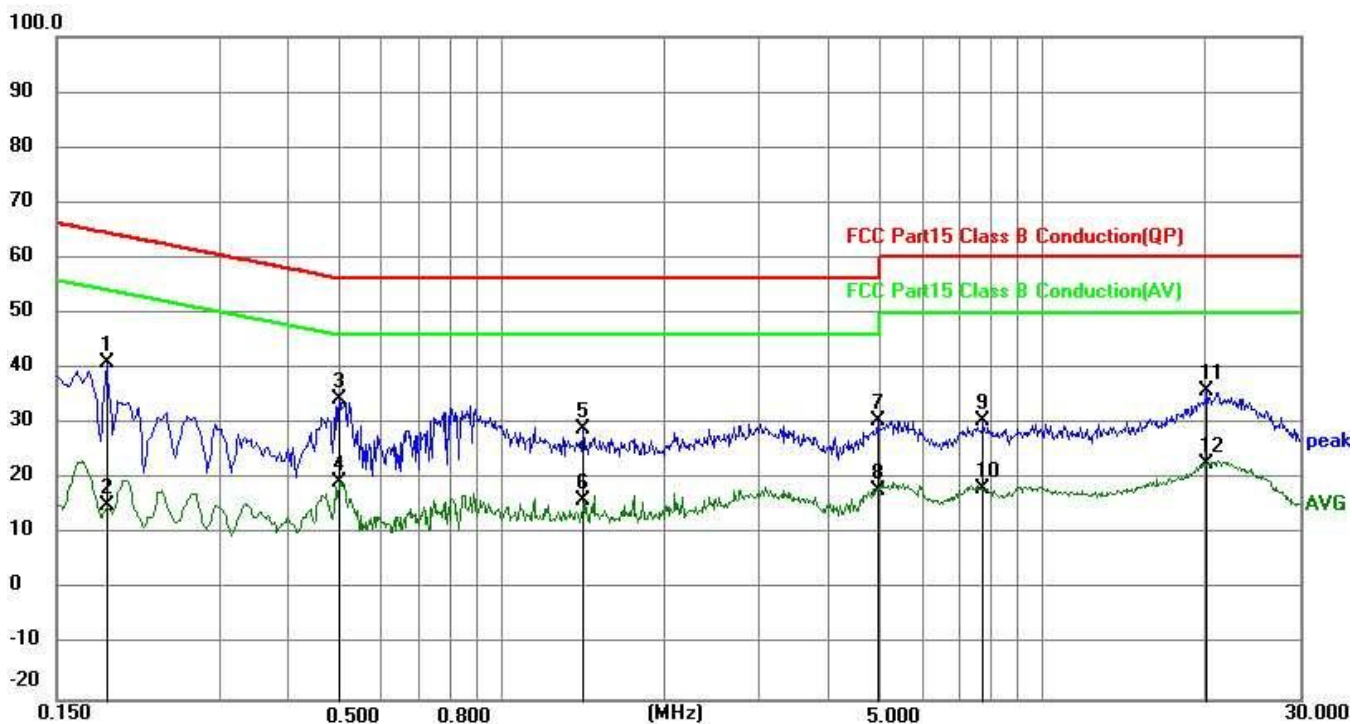


Note: 1.Support units were connected to second LISN.

2.Both of LISNs (AMN) are 80 cm from EUT and at least 80 from other units and other metal planes

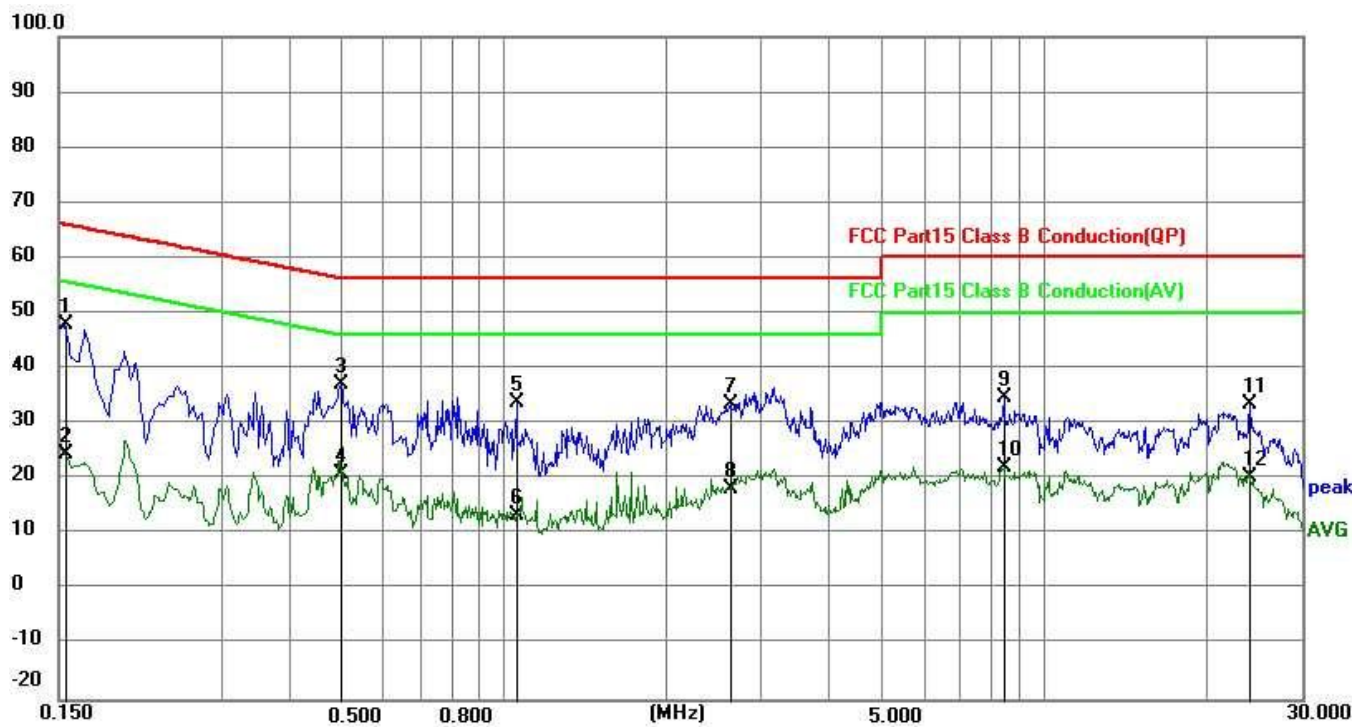
8.1.4 TEST RESULT

Temperature:	22.1 °C	Relative Humidity:	56%
Test Voltage:	AC 110V by adapter	Phase:	L
Test Mode:	802.11b(worst)		



No.	Frequency (MHz)	Reading (dBuV)	Correct Factor(dB/m)	Result (dBuV/m)	Limit (dBuV/m)	Margin (dB)	Remark
1	0.1860	31.57	9.53	41.10	64.21	23.11	QP
2	0.1860	5.70	9.53	15.23	54.21	38.98	AVG
3	0.5010	24.80	9.56	34.36	56.00	21.64	QP
4	0.5010	9.93	9.56	19.49	46.00	26.51	AVG
5	1.4144	19.41	9.57	28.98	56.00	27.02	QP
6	1.4144	6.51	9.57	16.08	46.00	29.92	AVG
7	4.9740	21.06	9.59	30.65	56.00	25.35	QP
8	4.9740	8.43	9.59	18.02	46.00	27.98	AVG
9	7.8045	21.00	9.62	30.62	60.00	29.38	QP
10	7.8045	8.51	9.62	18.13	50.00	31.87	AVG
11	20.1660	26.14	9.75	35.89	60.00	24.11	QP
12	20.1660	12.89	9.75	22.64	50.00	27.36	AVG

Temperature:	22.1 °C	Relative Humidity:	56%
Test Voltage:	AC 110V by adapter	Phase:	N
Test Mode:	802.11b(worst)		



No.	Frequency (MHz)	Reading (dBuV)	Correct Factor(dB/m)	Result (dBuV/m)	Limit (dBuV/m)	Margin (dB)	Remark
1	0.1545	38.34	9.51	47.85	65.75	17.90	QP
2	0.1545	14.96	9.51	24.47	55.75	31.28	AVG
3	0.5010	27.52	9.56	37.08	56.00	18.92	QP
4	0.5010	11.34	9.56	20.90	46.00	25.10	AVG
5	1.0590	24.22	9.57	33.79	56.00	22.21	QP
6	1.0590	3.97	9.57	13.54	46.00	32.46	AVG
7	2.6340	24.10	9.59	33.69	56.00	22.31	QP
8	2.6340	8.70	9.59	18.29	46.00	27.71	AVG
9	8.4525	25.03	9.77	34.80	60.00	25.20	QP
10	8.4525	12.50	9.77	22.27	50.00	27.73	AVG
11	24.0720	23.71	9.84	33.55	60.00	26.45	QP
12	24.0720	10.59	9.84	20.43	50.00	29.57	AVG

9. ANTENNA REQUIREMENT

9.1 STANDARD REQUIREMENT

For intentional device, according to FCC 47 CFR Section 15.203, an intentional radiator shall be designed to ensure that no antenna other than that furnished by the responsible party shall be used with the device. And according to FCC 47 CFR Section 15.247 (b), if transmitting antennas of directional gain greater than 6dBi are used, the power shall be reduced by the amount in dB that the directional gain of the antenna exceeds 6dBi.

9.2 RESULT

The antennas used for this product are Internal antenna and other than that furnished by the responsible party shall be used with the device, the maximum peak gain of the transmit antenna is 1.85dBi.

*****END OF THE REPORT*****