




TEST REPORT

FCC ID..... :	2AYT3-B1232	
Test Report No..... :	TCT250704E040	
Date of issue..... :	Jul. 18, 2025	
Testing laboratory	SHENZHEN TONGCE TESTING LAB	
Testing location/ address:	2101 & 2201, Zhenchang Factory, Renshan Industrial Zone, Fuhai Subdistrict, Bao'an District, Shenzhen, Guangdong, 518103, People's Republic of China	
Applicant's name..... :	SHENZHEN POWEROAK NEWENER CO., LTD	
Address..... :	F19, BLD No.1, Kaidaer Tongsha Rd No.168, Xili Street, Nanshan, Shenzhen, China	
Manufacturer's name ... :	SHENZHEN POWEROAK NEWENER CO., LTD	
Address..... :	F19, BLD No.1, Kaidaer Tongsha Rd No.168, Xili Street, Nanshan, Shenzhen, China	
Standard(s)	FCC CFR Title 47 Part 1.1307 FCC CFR Title 47 Part 2.1091 KDB 447498 D01 V06	
Product Name..... :	LiFePO4 Battery Unit	
Trade Mark	BLUETTI	
Model/Type reference..... :	B1232	
Rating(s)..... :	Li-ion Battery: DC 12.8V, 314Ah, 4.0192kWh	
Date of receipt of test item	Jul. 04, 2025	
Date (s) of performance of test..... :	Jul. 04, 2025 ~ Jul. 18, 2025	
Tested by (+signature) ... :	Yannie ZHONG	
Check by (+signature).... :	Beryl ZHAO	
Approved by (+signature):	Tomsin	

General disclaimer:

This report shall not be reproduced except in full, without the written approval of SHENZHEN TONGCE TESTING LAB. This document may be altered or revised by SHENZHEN TONGCE TESTING LAB personnel only, and shall be noted in the revision section of the document. The test results in the report only apply to the tested sample.

Table of Contents

1. General Product Information	3
1.1. EUT description	3
1.2. Model(s) list.....	3
2. General Information.....	4
2.1. Test environment and mode.....	4
2.2. Description of Support Units.....	4
3. Facilities and Accreditations	5
3.1. Facilities	5
3.2. Location	5
4. Limit.....	6
5. Test Results and Measurement Data	7

1. General Product Information

1.1. EUT description

Product Name.....:	LiFePO4 Battery Unit
Model/Type reference.....:	B1232
Hardware Version.....:	V3.0
Software Version	25.0301.1094-04
Sample Number.....:	TCT250704E039-0101
Operation Frequency	2402MHz~2480MHz
Modulation Type.....:	GFSK
Antenna Type.....:	PCB Antenna
Antenna Gain.....:	-2.31dBi
Rating(s).....:	Li-ion Battery: DC 12.8V, 314Ah, 4.0192kWh

Note: The antenna gain listed in this report is provided by applicant, and the test laboratory is not responsible for this parameter.

1.2. Model(s) list

None.

2. General Information

2.1. Test environment and mode

Item	Normal condition
Temperature	+25°C
Voltage	DC 12.8V
Humidity	56%
Atmospheric Pressure:	1008 mbar
Test Mode:	
Transmitting Mode:	Keep the EUT in continuous transmitting by select channel

2.2. Description of Support Units

The EUT has been tested as an independent unit together with other necessary accessories or support units. The following support units or accessories were used to form a representative test configuration during the tests.

Equipment	Model No.	Serial No.	FCC ID	Trade Name
/	/	/	/	/

Note:

1. All the equipment/cables were placed in the worst-case configuration to maximize the emission during the test.
2. Grounding was established in accordance with the manufacturer's requirements and conditions for the intended use.

3. Facilities and Accreditations

3.1. Facilities

The test facility is recognized, certified, or accredited by the following organizations:

- FCC - Registration No.: 645098

SHENZHEN TONGCE TESTING LAB

Designation Number: CN1205

The testing lab has been registered and fully described in a report with the (FCC) Federal Communications Commission. The acceptance letter from the FCC is maintained in our files.

- A2LA-No.: 4320.01

SHENZHEN TONGCE TESTING LAB

The testing lab has been accredited in accordance with the recognized International Standard ISO/IEC 17025:2017 General requirements for the competence of testing and calibration laboratories.

3.2. Location

SHENZHEN TONGCE TESTING LAB

Address: 2101 & 2201, Zhenchang Factory, Renshan Industrial Zone, Fuhai Subdistrict, Bao'an District, Shenzhen, Guangdong, 518103, People's Republic of China

TEL: +86-755-27673339

4. Limit

According to §1.1310, the limit is as follow,

TABLE 1 TO § 1.1310(E)(1)—LIMITS FOR MAXIMUM PERMISSIBLE EXPOSURE (MPE)

Frequency range (MHz)	Electric field strength (V/m)	Magnetic field strength (A/m)	Power density (mW/cm ²)	Averaging time (minutes)
-----------------------	-------------------------------	-------------------------------	-------------------------------------	--------------------------

(i) LIMITS FOR OCCUPATIONAL/CONTROLLED EXPOSURE

0.3-3.0	614	1.63	*(100)	≤6
3.0-30	1842/f	4.89/f	*(900/f ²)	<6
30-300	61.4	0.163	1.0	<6
300-1,500			f/300	<6
1,500-100,000			5	<6

(ii) LIMITS FOR GENERAL POPULATION/UNCONTROLLED EXPOSURE

0.3-1.34	614	1.63	*(100)	<30
1.34-30	824/f	2.19/f	*(180/f ²)	<30
30-300	27.5	0.073	0.2	<30
300-1,500			f/1500	<30
1,500-100,000			1.0	<30

f = frequency in MHz. * = Plane-wave equivalent power density.

5. Test Results and Measurement Data

According to §1.1307(b), systems operating under the provisions of this section shall be operated in a manner that ensure that the public is not exposed to radio frequency energy level in excess of the Commission's guideline.

Remark: 1) The maximum output power for antenna is 6.01dBm(3.99mW) at 2440MHz, -2.31dBi antenna gain(with 0.59 numeric antenna gain.)

2) For mobile or fixed location transmitters, no SAR consideration applied. The minimum separation generally be used is at least 20cm, even if the calculation indicate that the MPE distance would be lesser.

Calculation

Given $E = \frac{\sqrt{30 \times P \times G}}{d}$ & $S = \frac{E^2}{3770}$

Where E = Field Strength in Volts / meter

P = Power in Watts

G = Numeric antenna gain

d = Distance in meters

S = Power Density in milliwatts / square centimeter

Substituting the MPE safe distance using $d=20\text{cm}$ into above equation.

Yields: $S=0.000199 \times P \times G$

Mode	Power (dBm)	Power (mW)	numeric antenna gain	Power density (mW/cm ²)	Limit (mW/cm ²)	Result
BLE	6.01	3.99	0.59	0.000468	1.00	PASS

*******END OF REPORT*******