

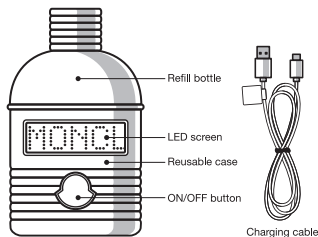


3	3
	ENGLISH 02
	ITALIANO 05
	FRANÇAIS 08
	ESPAÑOL 11
	PORTUGUÊS 14
	DEUTSCH 17
	NEDERLANDS 20
	DANSK 23
	ČEŠTINA 26
	POLSKI 29
	MAGYAR 32
	SRPSKI 35
	SLOVENSKY 38
	ΕΛΛΗΝΙΚΑ 41
	HRVATSKI 44
	SLOVENŠČINA 47
	ROMÂNĂ 50
	БЪЛГАРСКИ 53
	УКРАЇНСЬКА 56
	EESTI 59
	LATVIEŠU 62
3	LIETUVIŲ 65
	SUOMI 68
	NORSK 71
	SVENSKA 74
	ÍSLENSKA 77
	РУССКИЙ 80
	БЕЛАРУСКАЯ 83
	AZƏRBAYCAN DİLİ 86
	简体中文 89
	繁體中文 92
	Tiếng Việt 95
	日本語 98
	한국어 101
	ไทย 104
	BAHASA MALAYSIA 107
	BAHASA INDONESIA 110
	ខ្មែរ 113
	हिन्दी 116
	عربي 121
	TÜRKÇE 122
	עברית 127
3	3



**MONCLER PARFUMS USER MANUAL**

*Congratulations on your purchase.  
Thank you for your loyalty, and welcome to  
the Moncler community!*

**WHAT IS IN YOUR BOX?****TURNING THE SCREEN ON/OFF**

1. Press and hold the main button to switch on the screen.
2. The battery icon will appear, indicating the remaining battery level.
3. Press and hold the main button to switch off the screen.

**MESSAGE PERSONALIZATION**

To personalize the message on the LED screen:

1. Flash the QR code located on the label of your charging cable or inside the packaging to download the MONCLER Parfums app on your compatible mobile device. The app is also available directly on the App Store and on the Google Play store.



The MONCLER Parfums app is compatible with the following operating systems and software versions:

- iOS 13.6 and newer
- Android 6 and newer

2. Turn ON Bluetooth on your mobile device.
3. Turn ON the MONCLER Fragrance screen.
4. Open the MONCLER Parfums app on your mobile device, select your preferred language and follow the instructions in the app tutorial to pair the product with your mobile device and personalize your message.

*The Client can choose the wording he/she prefers to appear on the LED screen on the perfume bottle. The Client is solely responsible for the content and meaning of the message, in each and every language he/she selects. He/she therefore acknowledges and undertakes to refrain from choosing expressions or wordings, that are identical to or confusingly similar to the trademarks or copyright of third parties and/or that are, in any country and language, illegal, offensive to morality, to any religion, or to political, cultural or ethnic sense of belonging or include racist content. More generally, Clients shall refrain from adopting any content that is contrary to public order and morality. Moncler and Interparfums cannot be held liable for any third-party claims regarding messages chosen by Clients in violation of the above.*

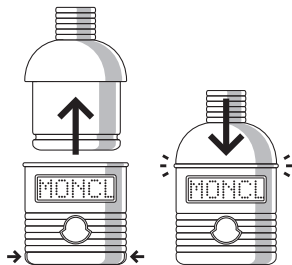
**BATTERY RECHARGE**

To recharge the battery, plug the USB-C end of the charging cable included with the product into the micro USB-C port located on the back of the case, and use a power bank or a power supply adapter to connect it to an electrical power source. As soon as charging starts, a loading icon indicating the current battery level will appear on the screen. The battery life is 7 hours minimum, and it takes approximately 1 hour to fully charge the battery.

**REFILLABLE FRAGRANCE**

To refill your MONCLER fragrance:

1. Remove the fragrance refill bottle from the case, by pressing the two clips at the bottom.
2. Plug your corresponding MONCLER 150ml / 5 Fl.Oz. refill bottle into the case, until you hear the clicking sound indicating it is clipped in.



## RECOMMENDATIONS

The following installation requirements must be taken into account:


Maximum altitude for use: 5000 meters

Maximum ambient temperature for use: 40°C

Product to be used indoors.

Do not expose the equipment to water or wet conditions. Recharge the battery only with the charging cable provided with the equipment. Do not use the charging cable if damaged. Do not remove the fragrance refill bottle during battery charging.

## TECHNICAL SPECIFICATIONS

Power supply: 5V  0.5A

 Direct current

The device is suitable for direct current only.

If the device is used in a different context (not specified in this user manual), the protection provided by the device may be impaired.

Class of the device: Class B

## FCC Statement

[This device complies with part 15 of the FCC Rules. Operation is subject to the following two conditions: (1) This device may not cause harmful interference, and (2) This device must accept any interference received, including interference that may cause undesired operation.]

Any Changes or modifications not expressly approved by the party responsible for compliance could void the user's authority to operate the equipment.

Note: This equipment has been tested and found to comply with the limits for a Class B digital device, pursuant to part 15 of the FCC Rules.

[These limits are designed to provide reasonable protection against harmful interference in a residential installation.]

This equipment generates uses and can radiate radio frequency energy and, if not installed and used in accordance with the instructions, may cause harmful interference to radio communications.

However, there is no guarantee that interference will not occur in a particular installation.


If this equipment does cause harmful interference to radio or television reception, which can be determined by turning the equipment off and on, the user is encouraged to try to correct the interference by one or more of the following measures:

- Reorient or relocate the receiving antenna.
  - Increase the separation between the equipment and receiver.
  - Connect the equipment into an outlet on a circuit different from that to which the receiver is connected.
  - Consult the dealer or an experienced radio/TV technician for help.
- This equipment complies with FCC radiation exposure limits set forth for an uncontrolled environment.

## IC Caution

[The device meets the exemption from the routine evaluation limits in section 2.5 of RSS 102 and compliance with RSS-102 RF exposure, users can obtain Canadian information on RF exposure and compliance. This device contains licence-exempt transmitter(s)/receiver(s) that comply with Innovation, Science and Economic Development Canada's licence-exempt RSS(s). Operation is subject to the following two conditions: (1) This device may not cause interference. (2) This device must accept any interference, including interference that may cause undesired operation of the device. This equipment should be installed and operated with a minimum distance of 20 cm between the radiator and your body.]

Le dispositif rencontre l'exemption des limites courantes d'évaluation dans la section 2.5 de RSS102 et la conformité à l'exposition de RSS-102 et, les utilisateurs peuvent obtenir l'information canadienne sur l'exposition et la conformité de rf. L'émetteur/récepteur exempt de licence contenu dans le présent appareil est conforme aux CNR d'Innovation, Sciences et Développement économique Canada applicables aux appareils radio exempts de licence. L'exploitation est autorisée aux deux conditions suivantes : (1) L'appareil ne doit pas produire de brouillage; (2) L'appareil doit accepter tout brouillage radioélectrique subi, même si le brouillage est susceptible d'en compromettre le fonctionnement.



Contains IC: 26905-2021TBD1236  
HMN: DIAM-LED1236 FPC 2020  
Contains FCC ID: 2AYR6-2021TBD1236

MADE IN FRANCE

MC001A05.66  
Version 1