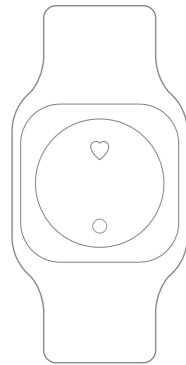


OVICX

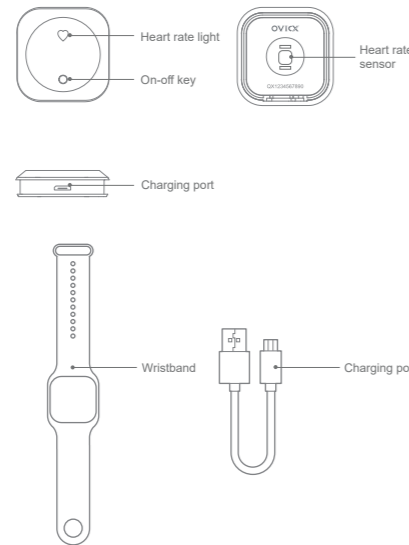
Operation Manual of Heart Rate Bracelet



Please read the Manual carefully before using this product, and keep the Manual properly.

Product Introduction

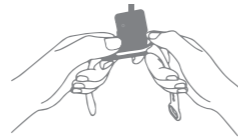
Bracelet Host



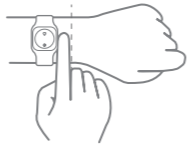
* The pictures are for reference only, subject to our available products.

Wearing Method

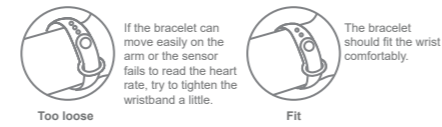
1. Put one end of the bracelet host in the slot on the wristband on the back of the wristband.
2. Press the other end hard by the thumb, to make the entire bracelet host into the wristband slot and clamp firmly.



1. Wear the bracelet about one finger breadth wide away from the carpal bone, and adjust the tightness of the wristband to the comfortable position.

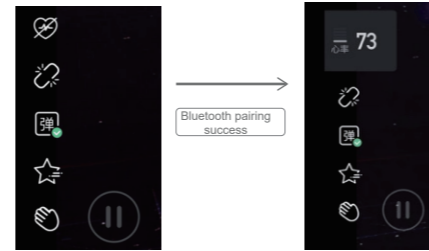


2. To enable the heart rate sensor to achieve the best measurement result, the back of the bracelet needs touching the skin. Wear the bracelet correctly, neither too tight nor too loose, and meanwhile allow the skin to breathe. Tighten the bracelet wristband during exercise, and release properly after exercise.



Connection

1. Reborn Fit heart rate bracelet needs connecting Reborn Fit APP. Scan the following QR code or search "Reborn Fit" in the APP store, and download and install Reborn Fit APP.
2. Log in the account in Reborn Fit APP, open any course, enter the course, long press the dial touch button for 3s, keep the bracelet power on (the heart-shaped indicator light is on), click the connecting device below the heart rate mark, choose connecting "heart rate device", find out the corresponding Bluetooth name (see the back of bracelet) for pairing, and show the pairing success.
Attention: Please make sure that the mobile phone Bluetooth is on. The bracelet should be near the mobile phone in the process of connection.



Notes: The connection mode of the display end is opening "Setting" - "Heart rate device" - "Connecting" corresponding device - connection success.

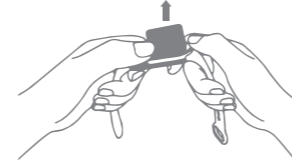


Connection

After binding the bracelet successfully, record and analyze your exercise situation with the start of the course.
• After start-up, the yellow light flashing turns to be the green light flashing, to enter the heart rate monitoring mode. The green light on shows the successful monitoring. View the relevant data via APP.
• Read the relevant data via APP.

Disassembly

Take off the bracelet, hold both ends of the wristband by both hands and pull hard, to make the bracelet host and wristband slot have a small amount of clearance. Push the bracelet host out of the front of the wristband by the fingers.



Charging

In the case of the bracelet no-operation and red breathing light warning, it shows the low battery. Please charge in time.



Notice

- The bracelet can be used only with Reborn products. Other brands of devices fail to connect.
The bracelet can be used only in Reborn sports scenes, so the waterproof grade is limited. It is not suitable for swimming and other sports. Pay attention to waterproof during sports.
This product and its accessories are not toys. Please put in the place that the children can not touch, for avoidance of danger.
Please do not plug or unplug the power line (USB cable) with wet hands, in order to avoid gluing to the liquid.
Please make sure that the machine body and charging line are dry. Please do not use in the bathroom.
This product contains the built-in rechargeable batteries. Please do not put the batteries into the fire, or charge, use or prevent at high temperature.
Please do not use if the power line is damaged or the interface fit is loose.

Warning

- Please keep the power line and the product dry. Please do not rinse the bracelet with water.
Please make sure that the charging voltage of the product conforms to the standard charging voltage before connecting the product and charging.
If the power line is damaged or lost, please purchase the matched power line in the manufacturing plant or after-sales service department.
Please use and store the product at the temperature between 0°C and 50°C.

Basic Parameters

Product name: Heart rate bracelet Product color: Graphite black
Product model: T1 Connection mode: Bluetooth 4.0
Net weight of host: 30g Charging time: About 1h
Battery specification: 3.7V/ 100mAh Battery type: Lithium polymer battery
Executive standard: GB4943.1-2011
Support system: IOS9.0 or above / Android 5.0 or above
Product size: 240mm (Length) x 35mm (Width) x 11mm (Height)

Function Features

- 1. Personalized customization
After the user enters the basic information involving height, weight, age and gender on APP side, you can be provided with the diversified exercise suggestion in accordance with the exercise data monitored by the bracelet. You can also set the maximum personal heart rate value and customize the training plan suitable for you depending on your own circumstances.
2. Heart rate monitoring
Resting heart rate monitoring: After the bracelet is connected to APP, the resting heart rate value can be measured by APP under the state of human lying flat for about 3 minutes.
Exercise heart rate monitoring: After the bracelet is connected to APP, the heart rate value can be analyzed by APP intelligent algorithm under the state of human exercise.
3. 30-day data storage
For the exercise data recorded with the human activities, the 30-day data can be read by APP, to master the monthly fitness record. At the same time, it supports the data storage of multiple devices.
4. Auto sleep
After the heart rate value is measured under the static state of human body, it will sleep automatically in the case of no operation for an hour. If the heart rate value is not measured or it is not worn, it will sleep automatically after 30 seconds.
5. Long battery life
Turn off the Bluetooth and 3D sensor automatically under dormant state, and connect the power or long press power-on to activate, to extend the battery life.
6. Bluetooth transmission
Adopt Bluetooth 4.2, and support 10m extra long distance real-time transmission, with high efficiency and stability.

FCC Statement

Changes or modifications not expressly approved by the party responsible for compliance could void the user's authority to operate the equipment.
This equipment has been tested and found to comply with the limits for a Class B digital device, pursuant to Part 15 of the FCC Rules. These limits are designed to provide reasonable protection against harmful interference in a residential installation. This equipment generates uses and can radiate radio frequency energy and, if not installed and used in accordance with the instructions, may cause harmful interference to radio communications. However, there is no guarantee that interference will not occur in a particular installation. If this equipment does cause harmful interference to radio or television reception, which can be determined by turning the equipment off and on, the user is encouraged to try to correct the interference by one or more of the following measures:
- Reorient or relocate the receiving antenna.
- Increase the separation between the equipment and receiver.
- Connect the equipment into an outlet on a circuit different from that to which the receiver is connected.
- Consult the dealer or an experienced radio/TV technician for help
This device complies with part 15 of the FCC rules. Operation is subject to the following two conditions (1) this device may not cause harmful interference, and (2) this device must accept any interference received, including interference that may cause undesired operation.
The device has been evaluated to meet general RF exposure requirement. The device can be used in portable exposure condition without restriction.



Troubleshooting

Table with 3 columns: Fault phenomenon, Cause analysis, Troubleshooting method. Rows include connection issues, charging problems, and heart rate accuracy.

Care and Maintenance

- The touch button and screen of the bracelet do not support the water-involved operation. After the bracelet is wet, please dry the surface with the soft cloth before operation.
The bracelet should be avoided from wearing tightly in daily use.
Please wipe the bracelet host with the paper towel or soft cloth. Do not use the corrosive or abrasion detergent, in order to avoid damaging the product.
Please keep the bracelet contact part dry, and clean the wristband with clear water regularly. In the case of redness and other symptoms in the contact part, please stop using immediately and consult the doctor.

OVICX

JINHUA XIAOQIAO SPORTS GOODS CO.,LTD
No.655,Xianyuan Road,Wucheng District,Jinhua City,Zhejiang Province