

Meas.1 Body Plane with Bottom Side 0mm on 78 Channel in Bluetooth mode with Ant.Aux

Exposure Conditions

Phantom Section, TSL	Position, Test Distance [mm]	Band	Group, UID	Frequency [MHz], Channel Number	Conversion Factor	TSL Conductivity [S/m]	TSL Permittivity	Ambient Temperature [°C]	Liquid Temperature [°C]
Flat, HSL	BACK, 0.00	ISM 2.4 GHz Band	Bluetooth, 10032-CAA	2480.0, 78	6.98	1.86	38.0	22.2	21.1

Hardware Setup


Phantom	TSL, Measured Date	Probe, Calibration Date	DAE, Calibration Date
ELI V8.0 (20deg probe tilt) - 2159	HBBL-600-10000 2025-06-08	EX3DV4 - SN7893, 2024-09-05	DAE4 Sn1710, 2025-01-20

Scan Setup

	Area Scan	Zoom Scan
Grid Extents [mm]	120.0 x 120.0	30.0 x 30.0 x 30.0
Grid Steps [mm]	12.0 x 12.0	5.0 x 5.0 x 5.0
Sensor Surface [mm]	3.0	1.4
Graded Grid	Yes	Yes
Grading Ratio	1.5	1.5
MAIA	Y	Y
Surface Detection	VMS + 6p	VMS + 6p
Scan Method	Measured	Measured

Measurement Results

	Area Scan	Zoom Scan
Date	2025-06-08	2025-06-08
psSAR1g [W/kg]	0.012	0.009
psSAR10g [W/kg]	0.005	0.004
Power Drift [dB]	0.17	-0.02
Power Scaling	Disabled	Disabled
Scaling Factor [dB]		
TSL Correction	No correction	No correction
M2/M1 [%]		57.5
Dist 3dB Peak [mm]		> 15.0



Meas.2 Body Plane with Bottom Side 0mm on 1 Channel in IEEE802.11b mode with Ant.Main


Exposure Conditions

Phantom Section, TSL	Position, Test Distance [mm]	Band	Group, UID	Frequency [MHz], Channel Number	Conversion Factor	TSL Conductivity [S/m]	TSL Permittivity	Ambient Temperature [°C]	Liquid Temperature [°C]
Flat, HSL	BACK, 0.00	WLAN 2.4GH Z	WLAN, 10571-AAA	2412.0, 1	6.98	1.78	39.7	22.2	21.1

Hardware Setup

Phantom	TSL, Measured Date	Probe, Calibration Date	DAE, Calibration Date
ELI V8.0 (20deg probe tilt) - 2159	HBBL-600-10000 2025-06-08	EX3DV4 - SN7893, 2024-09-05	DAE4 Sn1710, 2025-01-20

Scan Setup			Measurement Results		
	Area Scan	Zoom Scan		Area Scan	Zoom Scan
Grid Extents [mm]	120.0 x 120.0	30.0 x 30.0 x 30.0	Date	2025-06-08	2025-06-08
Grid Steps [mm]	12.0 x 12.0	5.0 x 5.0 x 5.0	psSAR1g [W/kg]	0.814	0.881
Sensor Surface [mm]	3.0	1.4	psSAR10g [W/kg]	0.383	0.446
Graded Grid	Yes	Yes	Power Drift [dB]	0.10	-0.06
Grading Ratio	1.5	1.5	Power Scaling	Disabled	Disabled
MAIA	N/A	N/A	Scaling Factor [dB]		
Surface	VMS + 6p	VMS + 6p	TSL Correction	No correction	No correction
Detection			M2/M1 [%]		60.5
Scan Method	Measured	Measured	Dist 3dB Peak [mm]		9.5



Meas.3 Body Plane with Bottom Side 0mm on 1 Channel in IEEE802.11b mode with Ant.Aux

Exposure Conditions

Phantom Section, TSL	Position, Test Distance [mm]	Band	Group, UID	Frequency [MHz], Channel Number	Conversion Factor	TSL Conductivity [S/m]	TSL Permittivity	Ambient Temperature [°C]	Liquid Temperature [°C]
Flat, HSL	BACK, 0.00	WLAN 2.4GH Z	WLAN, 10415-AAA	2412.0, 1	6.98	1.78	39.7	22.2	21.1

Hardware Setup


Phantom	TSL, Measured Date	Probe, Calibration Date	DAE, Calibration Date
ELI V8.0 (20deg probe tilt) - 2159	HBBL-600-10000 2025-06-08	EX3DV4 - SN7893, 2024-09-05	DAE4 Sn1710, 2025-01-20

Scan Setup

	Area Scan	Zoom Scan
Grid Extents [mm]	120.0 x 120.0	30.0 x 30.0 x 30.0
Grid Steps [mm]	12.0 x 12.0	5.0 x 5.0 x 5.0
Sensor Surface [mm]	3.0	1.4
Graded Grid	Yes	Yes
Grading Ratio	1.5	1.5
MAIA	Y	N/A
Surface	VMS + 6p	VMS + 6p
Detection		
Scan Method	Measured	Measured

Measurement Results

	Area Scan	Zoom Scan
Date	2025-06-08	2025-06-08
psSAR1g [W/kg]	0.157	0.188
psSAR10g [W/kg]	0.072	0.057
Power Drift [dB]	0.04	0.05
Power Scaling	Disabled	Disabled
Scaling Factor [dB]		
TSL Correction	No correction	No correction
M2/M1 [%]		26.7
Dist 3dB Peak [mm]		4.0



Meas.4 Body Plane with Bottom Side 0mm on 44 Channel in IEEE802.11a mode with Ant.Main

Exposure Conditions

Phantom Section, TSL	Position, Test Distance [mm]	Band	Group, UID	Frequency [MHz], Channel Number	Conversion Factor	TSL Conductivity [S/m]	TSL Permittivity	Ambient Temperature [°C]	Liquid Temperature [°C]
Flat, HSL	BACK, 0.00	WLAN 5GHz	WLAN, 10583-AAD	5220.0, 44	5.44	4.82	36.1	22.2	21.1

Hardware Setup


Phantom	TSL, Measured Date	Probe, Calibration Date	DAE, Calibration Date
ELI V8.0 (20deg probe tilt) - 2159	HBBL-600-10000 2025-06-09	EX3DV4 - SN7893, 2024-09-05	DAE4 Sn1710, 2025-01-20

Scan Setup

	Area Scan	Zoom Scan
Grid Extents [mm]	100.0 x 100.0	24.0 x 24.0 x 22.0
Grid Steps [mm]	10.0 x 10.0	4.0 x 4.0 x 2.0
Sensor Surface [mm]	3.0	1.4
Graded Grid	Yes	Yes
Grading Ratio	1.5	1.4
MAIA	Y	N/A
Surface	VMS + 6p	VMS + 6p
Detection		
Scan Method	Measured	Measured

Measurement Results

	Area Scan	Zoom Scan
Date	2025-06-09	2025-06-09
psSAR1g [W/kg]	0.566	0.623
psSAR10g [W/kg]	0.212	0.238
Power Drift [dB]	0.18	-0.12
Power Scaling	Disabled	Disabled
Scaling Factor [dB]		
TSL Correction	No correction	No correction
M2/M1 [%]		59.1
Dist 3dB Peak [mm]		8.9



Meas.5 Body Plane with Bottom Side 0mm on 48 Channel in IEEE802.11a mode with Ant.Aux

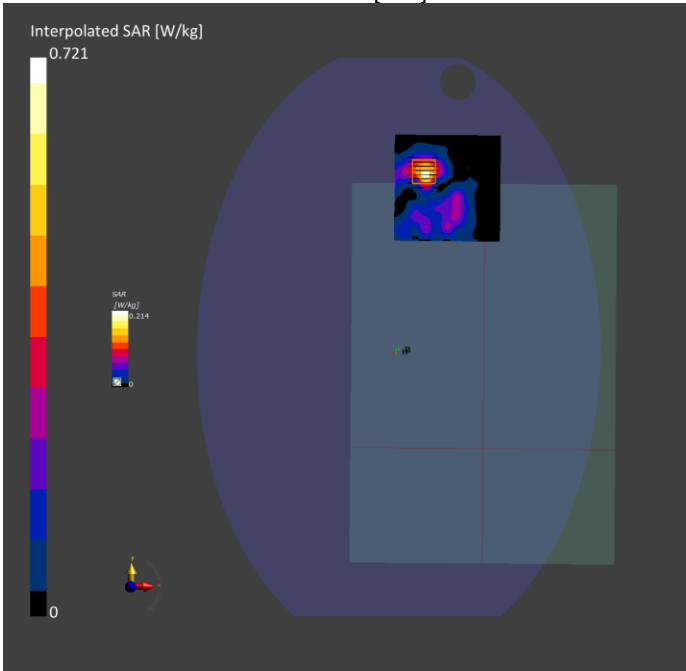
Exposure Conditions

Phantom Section, TSL	Position, Test Distance [mm]	Band	Group, UID	Frequency [MHz], Channel Number	Conversion Factor	TSL Conductivity [S/m]	TSL Permittivity	Ambient Temperature [°C]	Liquid Temperature [°C]
Flat, HSL	BACK, 0.00	WLAN 5GHz	WLAN, 10583-AAD	5240.0, 48	5.44	4.87	35.6	22.2	21.1

Hardware Setup

Phantom	TSL, Measured Date	Probe, Calibration Date	DAE, Calibration Date
ELI V8.0 (20deg probe tilt) - 2159	HBBL-600-10000 2025-06-09	EX3DV4 - SN7893, 2024-09-05	DAE4 Sn1710, 2025-01-20

Scan Setup			Measurement Results		
	Area Scan	Zoom Scan		Area Scan	Zoom Scan
Grid Extents [mm]	100.0 x 100.0	24.0 x 24.0 x 22.0	Date	2025-06-09	2025-06-09
Grid Steps [mm]	10.0 x 10.0	4.0 x 4.0 x 2.0	psSAR1g [W/kg]	0.191	0.214
Sensor Surface [mm]	3.0	1.4	psSAR10g [W/kg]	0.070	0.074
Graded Grid	Yes	Yes	Power Drift [dB]	0.02	-0.02
Grading Ratio	1.5	1.4	Power Scaling	Disabled	Disabled
MAIA	Y	Y	Scaling Factor [dB]		
Surface	VMS + 6p	VMS + 6p	TSL Correction	No correction	No correction
Detection			M2/M1 [%]		54.2
Scan Method	Measured	Measured	Dist 3dB Peak [mm]		8.0



Meas.6 Body Plane with Bottom Side 0mm on 165 Channel in IEEE802.11a mode with Ant.Main

Exposure Conditions

Phantom Section, TSL	Position, Test Distance [mm]	Band	Group, UID	Frequency [MHz], Channel Number	Conversion Factor	TSL Conductivity [S/m]	TSL Permittivity	Ambient Temperature [°C]	Liquid Temperature [°C]
Flat, HSL	BACK, 0.00	WLAN 5GHz	WLAN, 10583-AAD	5825.0, 165	4.98	5.33	34.2	22.2	21.1

Hardware Setup

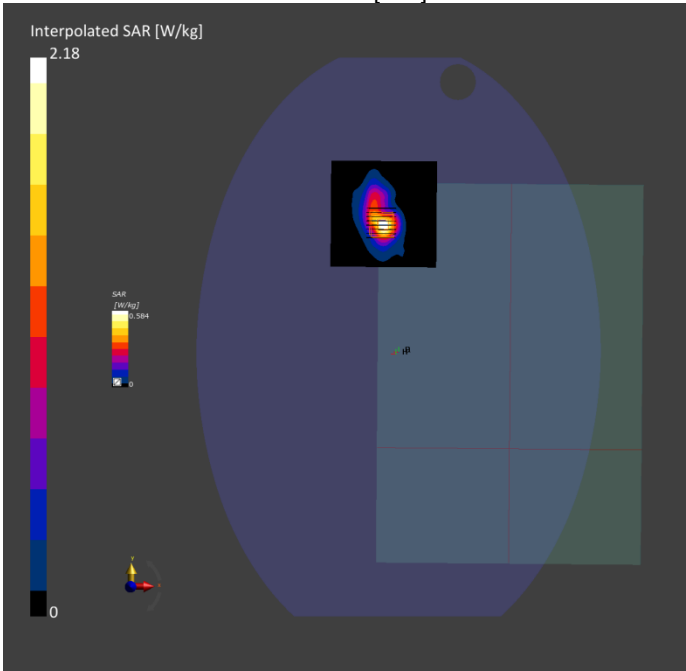
Phantom	TSL, Measured Date	Probe, Calibration Date	DAE, Calibration Date
ELI V8.0 (20deg probe tilt) - 2159	HBBL-600-10000 2025-06-09	EX3DV4 - SN7893, 2024-09-05	DAE4 Sn1710, 2025-01-20

Scan Setup

	Area Scan	Zoom Scan
Grid Extents [mm]	100.0 x 100.0	24.0 x 24.0 x 22.0
Grid Steps [mm]	10.0 x 10.0	4.0 x 4.0 x 2.0
Sensor Surface [mm]	3.0	1.4
Graded Grid	Yes	Yes
Grading Ratio	1.5	1.4
MAIA	Y	N/A
Surface	VMS + 6p	VMS + 6p
Detection		
Scan Method	Measured	Measured

Measurement Results

	Area Scan	Zoom Scan
Date	2025-06-09	2025-06-09
psSAR1g [W/kg]	0.555	0.622
psSAR10g [W/kg]	0.192	0.221
Power Drift [dB]	0.33	-0.11
Power Scaling	Disabled	Disabled
Scaling Factor [dB]		
TSL Correction	No correction	No correction
M2/M1 [%]		54.0
Dist 3dB Peak [mm]		8.2



Meas.7 Body Plane with Bottom Side 0mm on 165 Channel in IEEE802.11a mode with Ant.Aux

Exposure Conditions

Phantom Section, TSL	Position, Test Distance [mm]	Band	Group, UID	Frequency [MHz], Channel Number	Conversion Factor	TSL Conductivity [S/m]	TSL Permittivity	Ambient Temperature [°C]	Liquid Temperature [°C]
Flat, HSL	BACK, 0.00	WLAN 5GHz	WLAN, 10583-AAD	5825.0, 165	4.98	5.33	34.2	22.2	21.1

Hardware Setup

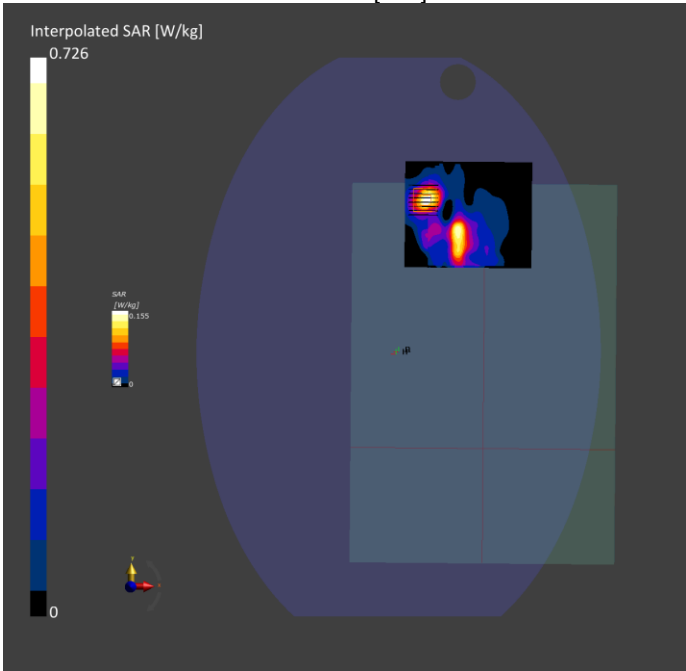
Phantom	TSL, Measured Date	Probe, Calibration Date	DAE, Calibration Date
ELI V8.0 (20deg probe tilt) - 2159	HBBL-600-10000 2025-06-09	EX3DV4 - SN7893, 2024-09-05	DAE4 Sn1710, 2025-01-20

Scan Setup

	Area Scan	Zoom Scan
Grid Extents [mm]	100.0 x 100.0	24.0 x 24.0 x 22.0
Grid Steps [mm]	10.0 x 10.0	4.0 x 4.0 x 2.0
Sensor Surface [mm]	3.0	1.4
Graded Grid	Yes	Yes
Grading Ratio	1.5	1.4
MAIA	Y	Y
Surface	VMS + 6p	VMS + 6p
Detection		
Scan Method	Measured	Measured

Measurement Results

	Area Scan	Zoom Scan
Date	2025-06-09	2025-06-09
psSAR1g [W/kg]	0.172	0.183
psSAR10g [W/kg]	0.058	0.060
Power Drift [dB]	0.12	-0.06
Power Scaling	Disabled	Disabled
Scaling Factor [dB]		
TSL Correction	No correction	No correction
M2/M1 [%]		48.1
Dist 3dB Peak [mm]		7.5



--BLANK BELOW--