


BLUETOOTH KEYBOARD USER MANUAL



1. Features

Welcome to choose this Bluetooth wireless keyboard. It contains built-in rechargeable.

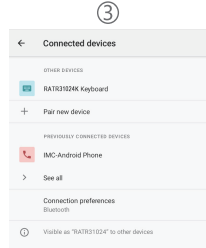
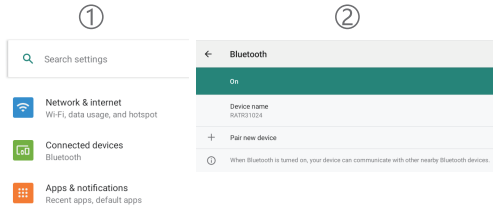
Polymer lithium battery and charging indicator. The keyboard will enter sleep mode if there is not any operation in 10 minutes.

2. Pairing Instruction

Before use this keyboard, it must be connected with your tablet or other devices. Once it's paired successfully, don't need to reconnect.

Please connect the keyboard with your tablet according to the right graphic instruction as below.

- 1). Turn on the keyboard.
- 2). Press Fn+C, the blue light keep flashing.
- 3). Open tablet settings-Bluetooth, find RATR31024K keyboard, click connect.



3. Hot Keys

Fn+function keys, Press Fn and the blue keys as below

- | | | |
|--------------------|--------------|--------------|
| Esc Return | Brightness - | Brightness + |
| Lock the touch pad | Copy | Paste |
| Cut | Mail | Browser |
| Previous | Play/Pause | Next |
| Mute | Volume - | Volume + |
| Fn Function key | | |

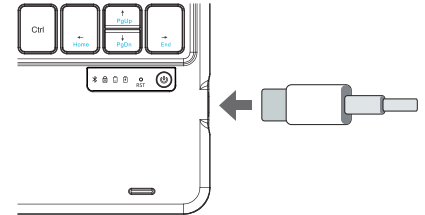
4. Indicator

- The red light keeps on while charging.
The red light will be off while fully charged
- 1. low battery indicator (Blue light flashes every two seconds while battery is on low power.
- 2. Power on indicator (blinking blue light when power on)
- 3. Power off indicator (Blue light flashes twice while switch off the keyboard)
- It flashes while searching for the device pairing. It will be off once finish connecting.
- Upper and lower case indicator

Charging Instruction

1. Please charge at least 6 hours for the keyboard first charge. For coming procedure, it will last at least 2 hours.
2. The red indicator flashes means the it is low battery and please charge it in time.
- The red indicator keep flashing while charging.

3. Please connect the charging cable to the keyboard correctly as below,



Troubleshooting

If your keyboard doesn't work properly;

1. Please make sure that your computer bluetooth function is enabled.
2. The keyboard should be within 10 meters of the computer.
3. The connection password entered is correct.
4. keyboard built-in battery power is too low, please charge the keyboard.
5. if the keyboard is not connected or paired with the tablet computer after successful pairing, the text input delay or even typing letters appear in the process, please according to the following steps: delete all Bluetooth devices, tablet computer Bluetooth option in the closed on a tablet computer Bluetooth option - restart the tablet computer keyboard and tablet computer again.

Specification

Specification

- 1) Frequency: 2.4GHz
- 2) Working Voltage: 3.7V DC
- 3) Working Current: <5mA
- 4) Standby current: 0.25mA
- 5) Sleeping current: <1.5uA
- 6) Working distance: 10 meters

FCC regulatory conformance:

This device complies with Part 15 of the FCC Rules. Operation is subject to the following two conditions:

- (1) This device may not cause harmful interference.
- (2) This device must accept any interference received, including interference that may cause undesired operation.

NOTE: This equipment has been tested and found to comply with the limits for a **Class B** digital device, pursuant to part 15 of the FCC Rules. These limits are designed to provide reasonable protection against harmful interference in a residential installation.

This equipment generates uses and can radiate radio frequency energy and, if not installed and used in accordance with the instructions, may cause harmful interference to radio communications. However, there is no guarantee that interference will not occur in a particular installation. If this equipment does cause harmful interference to radio or television reception, which can be determined by turning the equipment off and on, the user is encouraged to try to correct the interference by one or more of the following measures:

- Reorient or relocate the receiving antenna.
- Increase the separation between the equipment and receiver.
- Connect the equipment into an outlet on a circuit different from that to which the receiver is connected.
- Consult the dealer or an experienced radio/TV technician for help

NOTE: The manufacturer is not responsible for any radio or TV interference caused by unauthorized modifications to this equipment. Such modifications could void the user's authority to operate the equipment.

RF Exposure

This equipment complies with FCC radiation exposure limits set forth for an uncontrolled environment.