Test Mode :	802.11ax20_52RU	Test Channel :	06

100kHz PSD reference Level	Channel 06 Plot
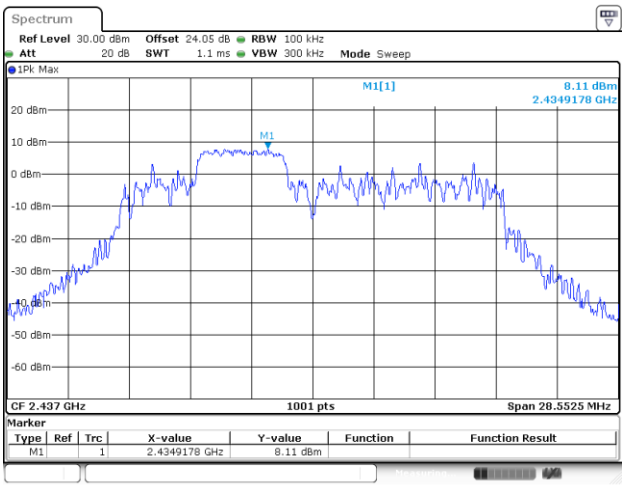	

Spurious Emission 30MHz~1GHz	Spurious Emission 1GHz~26.5GHz
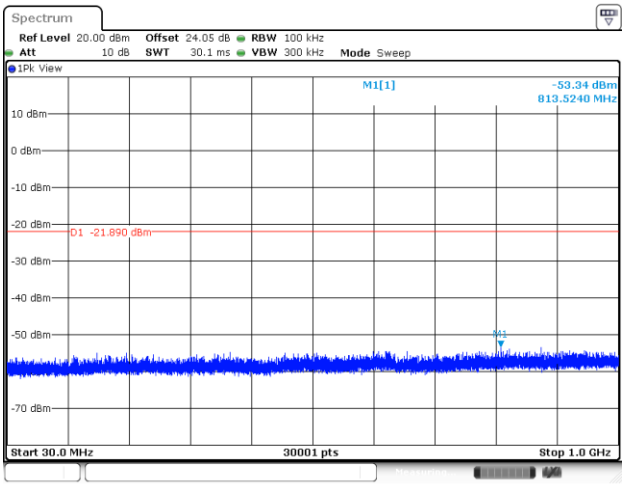	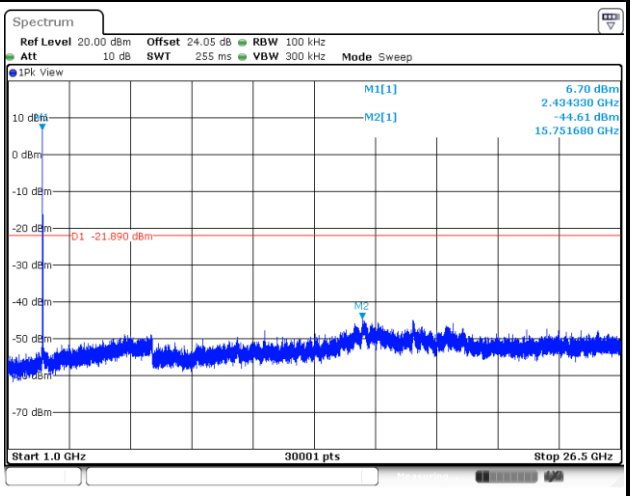

Test Mode :	802.11ax20_52RU	Test Channel :	11

100kHz PSD reference Level	Channel 11 Plot
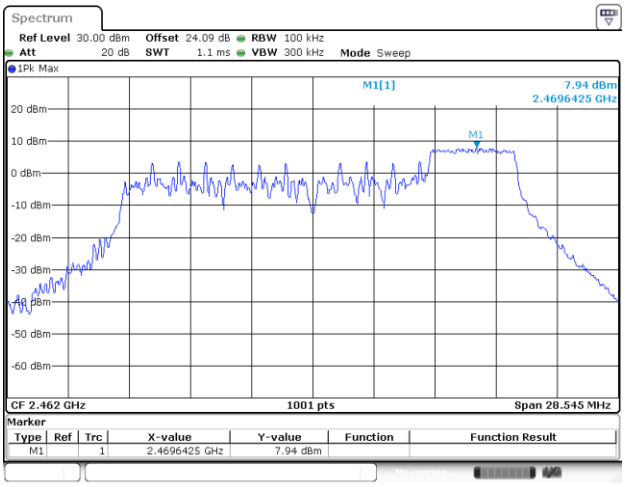	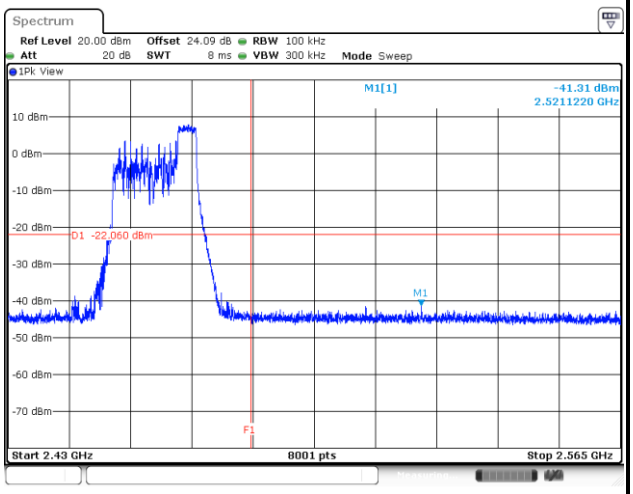
Date: 4.JUL.2025 22:44:20	Date: 4.JUL.2025 22:54:24
Spurious Emission 30MHz~1GHz	**Spurious Emission 1GHz~26.5GHz**
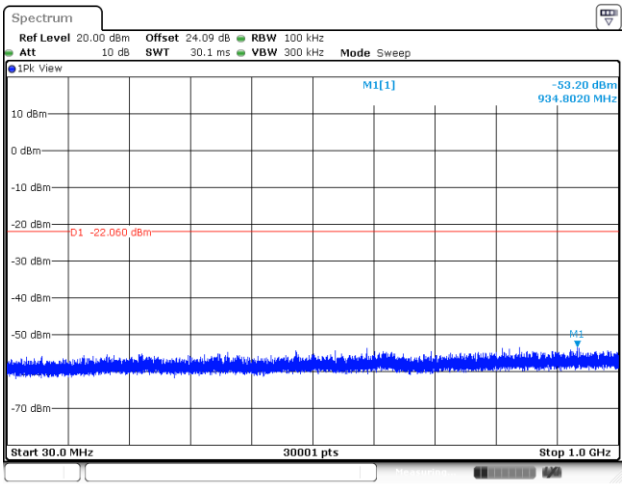	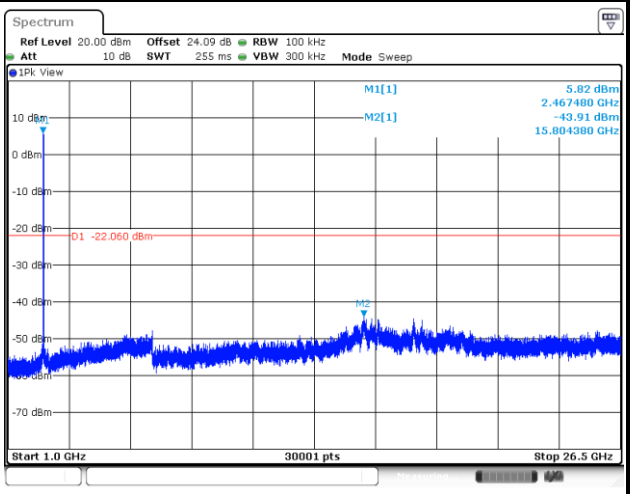
Date: 4.JUL.2025 22:44:49	Date: 4.JUL.2025 22:45:05

Test Mode :	802.11ax20_52RU	Test Channel :	12

100kHz PSD reference Level	Channel 12 Plot
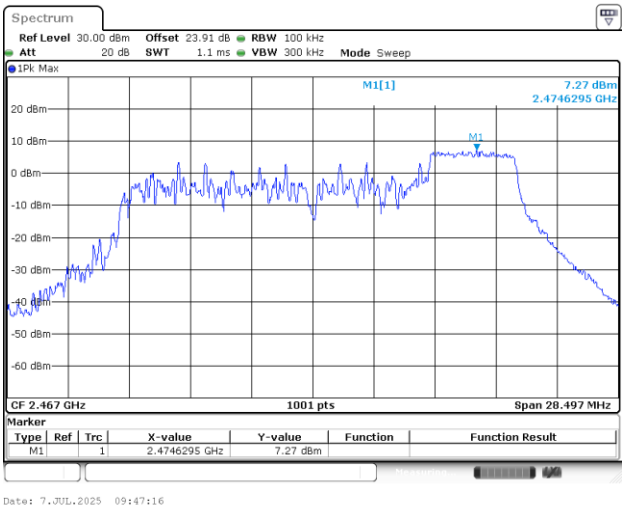	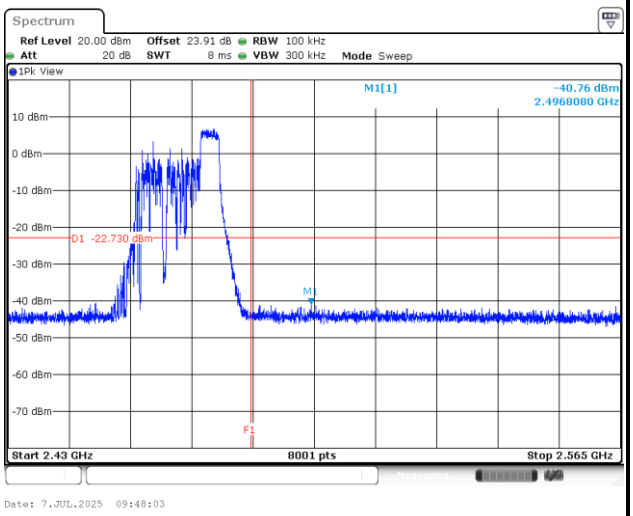
Spurious Emission 30MHz~1GHz	**Spurious Emission 1GHz~26.5GHz**
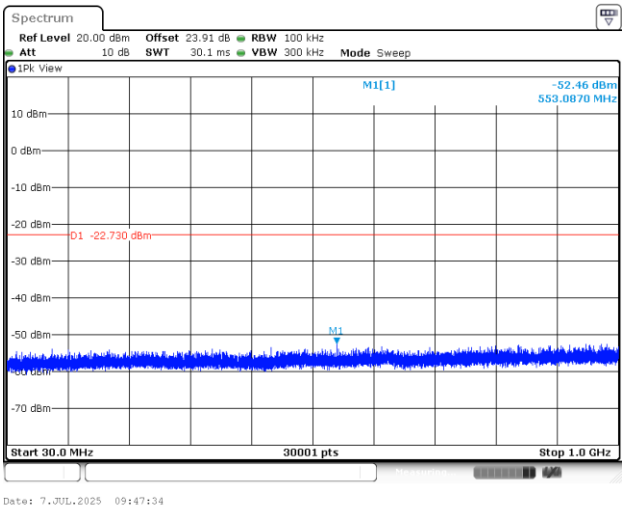	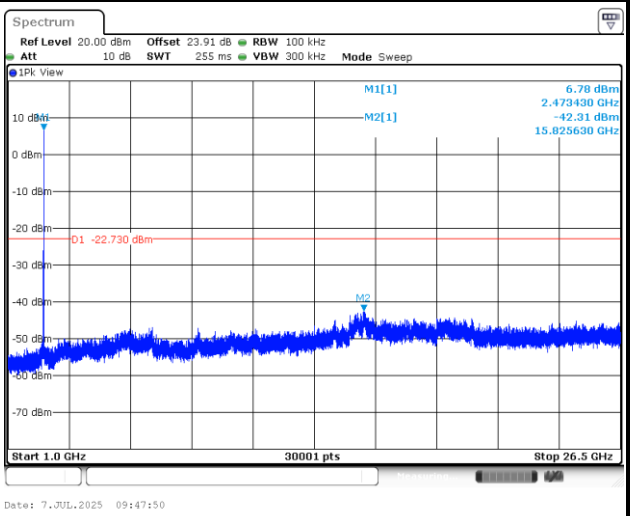

Test Mode :	802.11ax20_52RU	Test Channel :	13

100kHz PSD reference Level	Channel 13 Plot
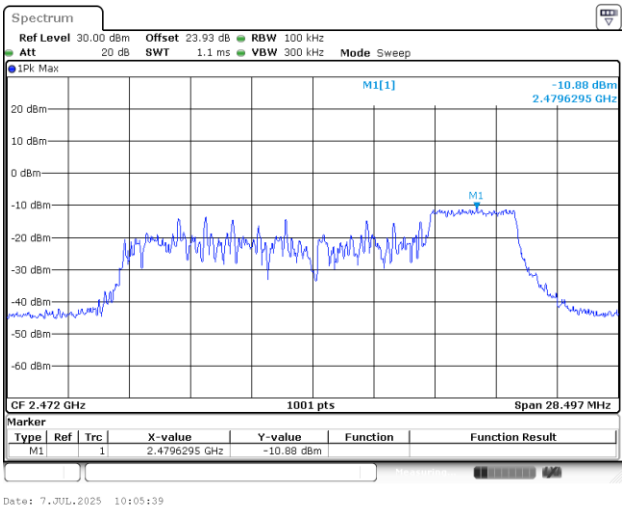	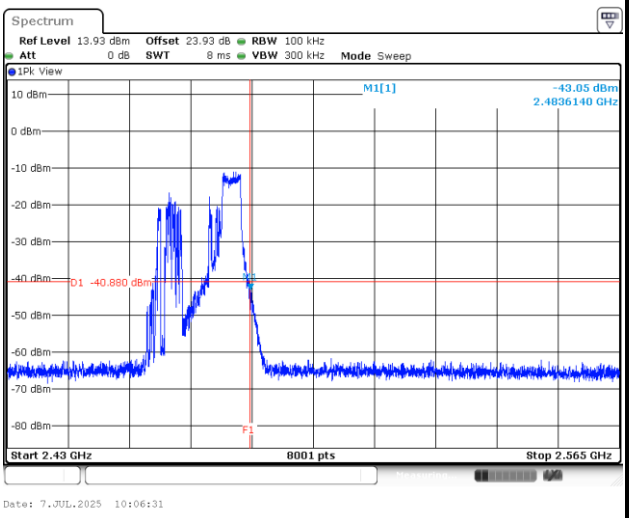
Spurious Emission 30MHz~1GHz	**Spurious Emission 1GHz~26.5GHz**
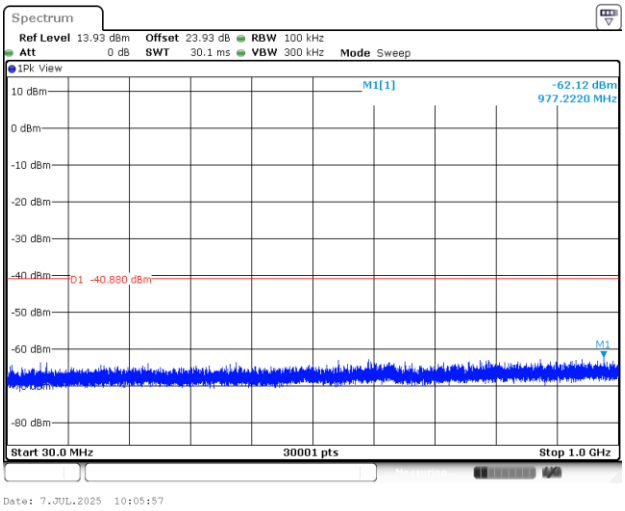	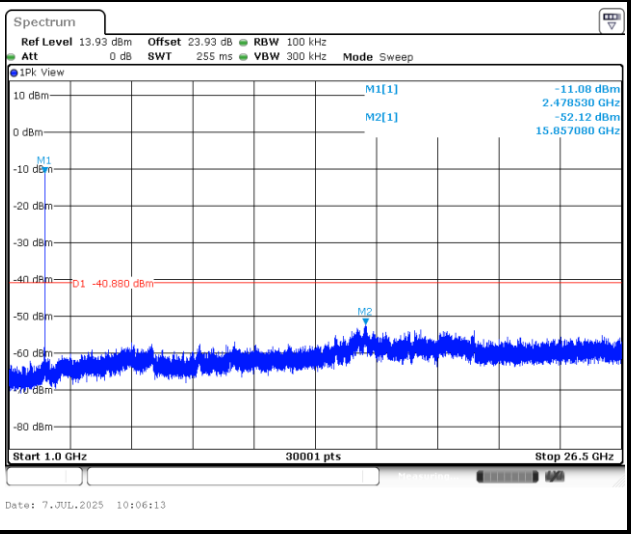

Test Mode :	802.11ax20_106RU	Test Channel :	01

100kHz PSD reference Level	Channel 01 Plot
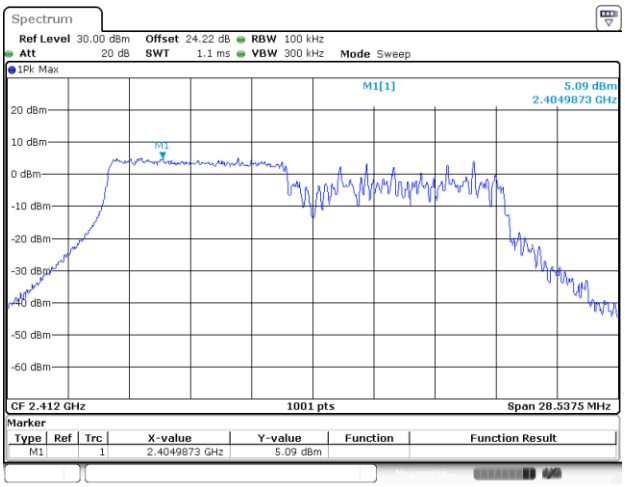	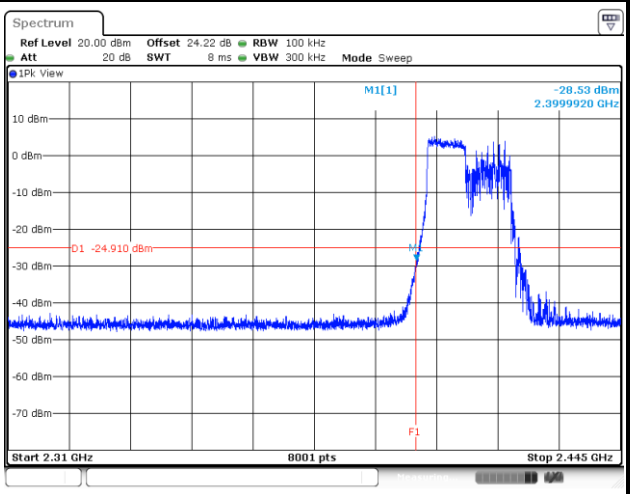
Spurious Emission 30MHz~1GHz	**Spurious Emission 1GHz~26.5GHz**
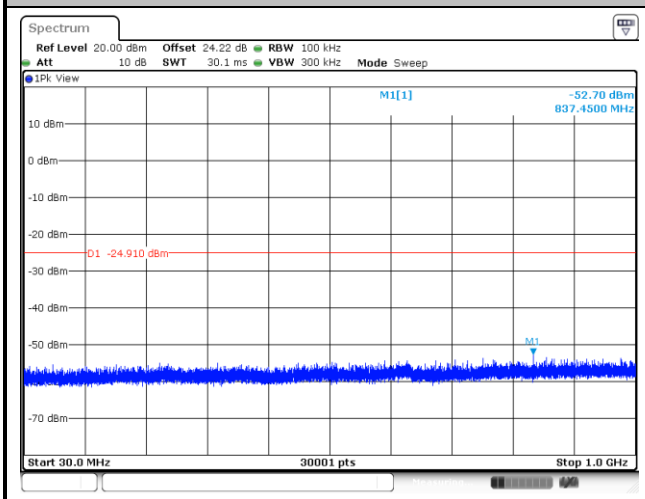	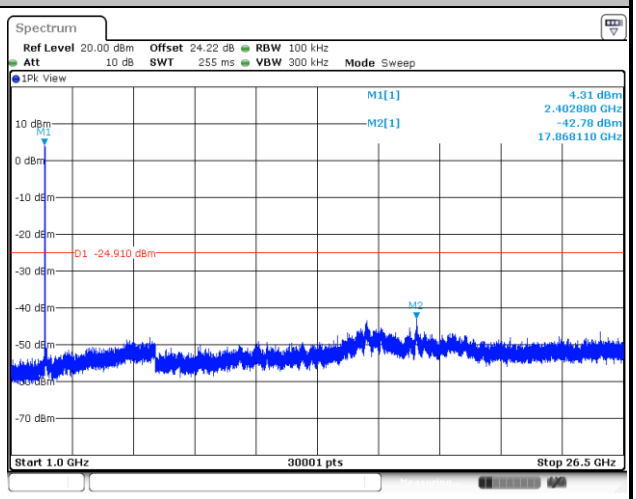

Test Mode :	802.11ax20_106RU	Test Channel :	06

100kHz PSD reference Level	Channel 06 Plot
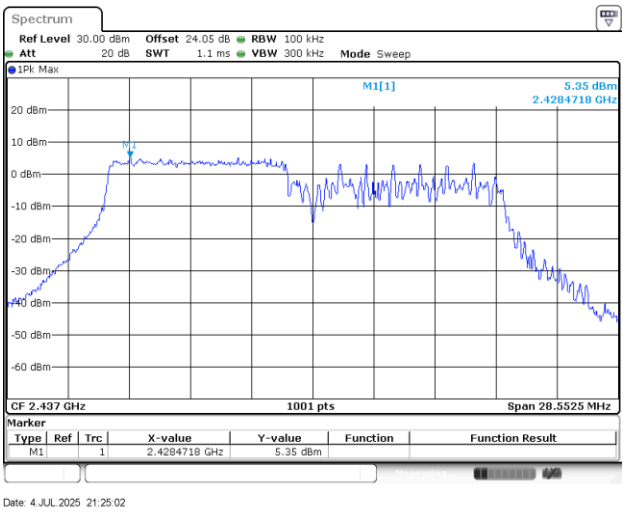	

Spurious Emission 30MHz~1GHz	Spurious Emission 1GHz~26.5GHz
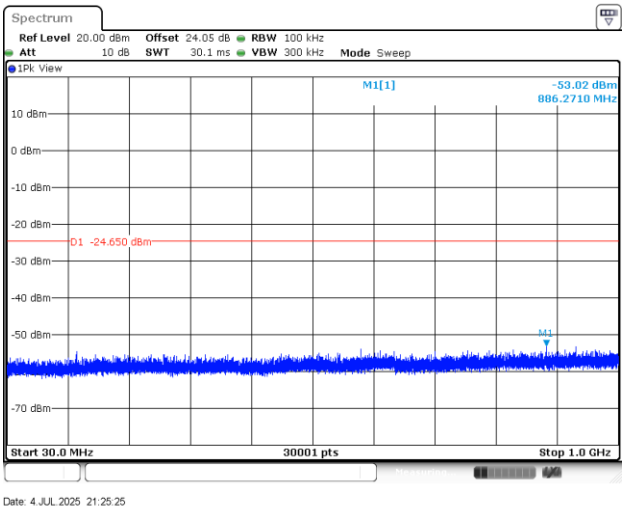	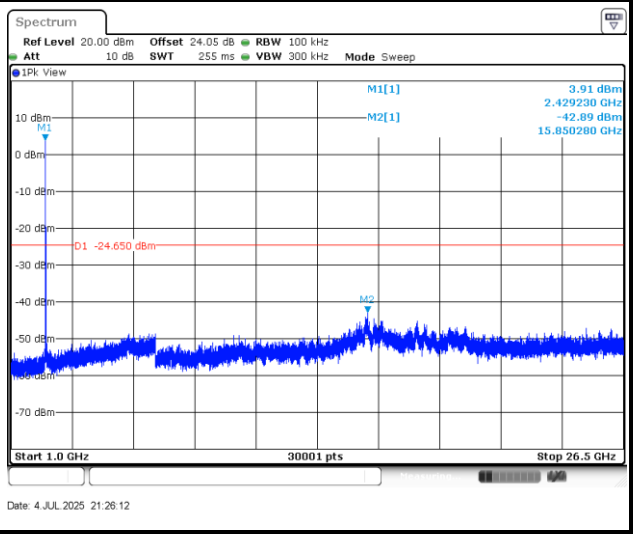

Test Mode :	802.11ax20_106RU	Test Channel :	11

100kHz PSD reference Level	Channel 11 Plot
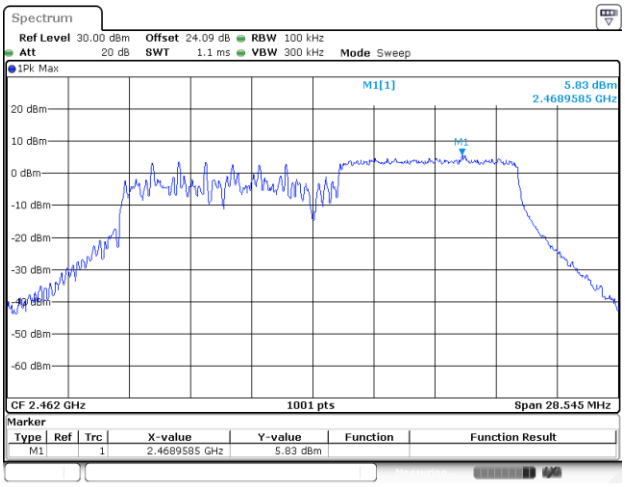	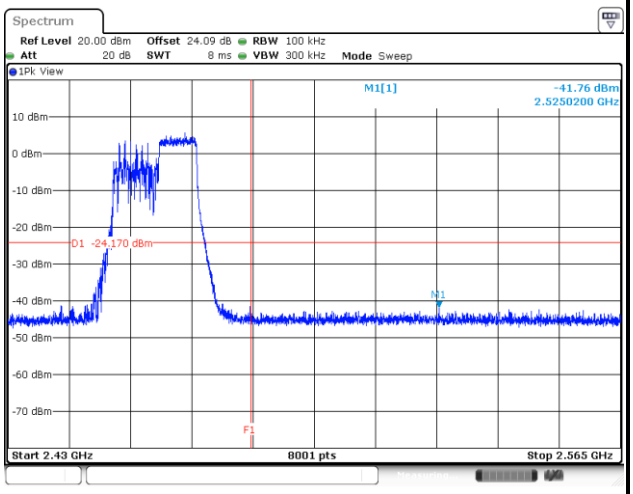
Spurious Emission 30MHz~1GHz	**Spurious Emission 1GHz~26.5GHz**
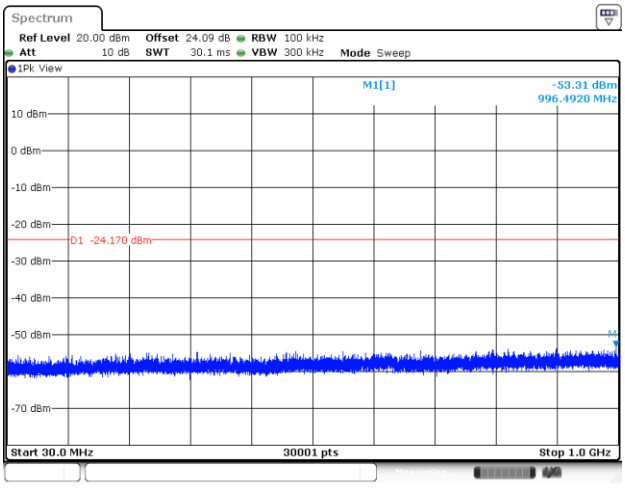	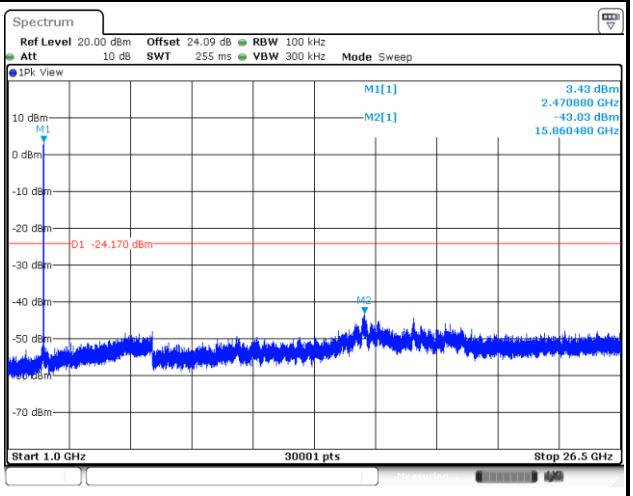

Test Mode :	802.11ax20_106RU	Test Channel :	12

100kHz PSD reference Level	Channel 12 Plot
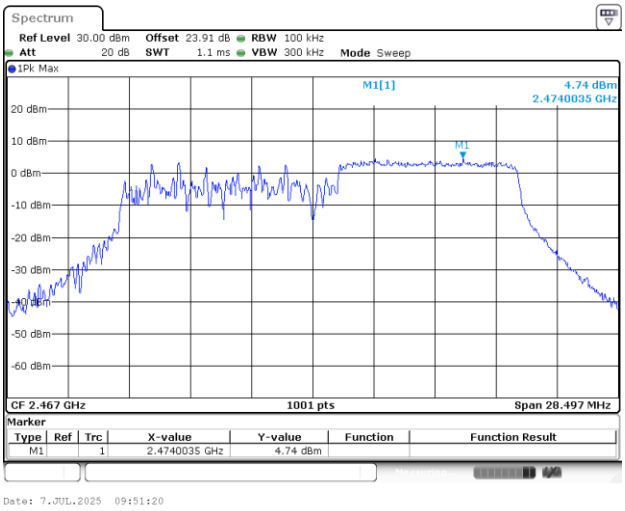	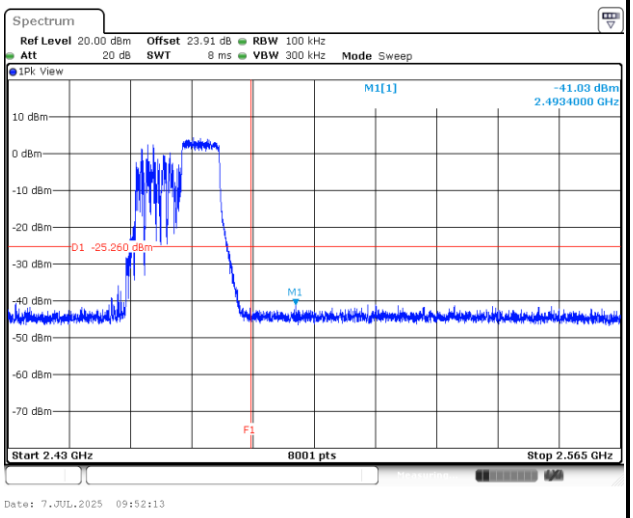
Spurious Emission 30MHz~1GHz	**Spurious Emission 1GHz~26.5GHz**
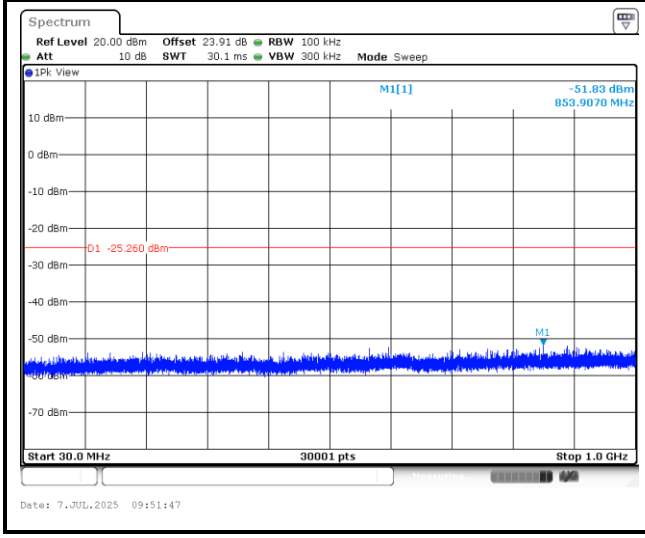	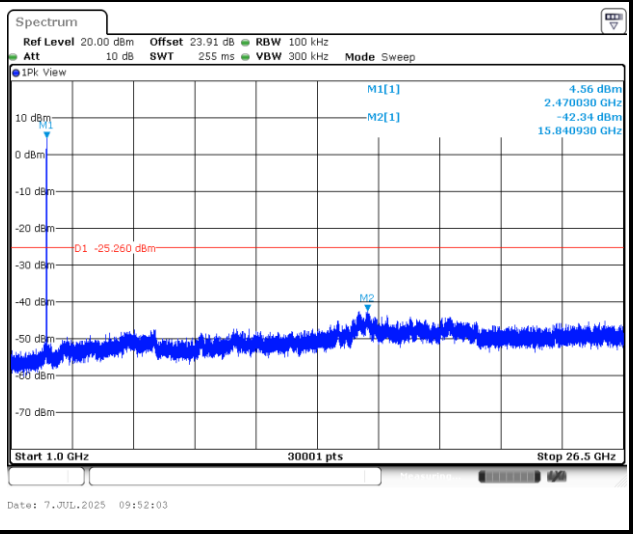

Test Mode :	802.11ax20_106RU	Test Channel :	13

100kHz PSD reference Level	Channel 13 Plot
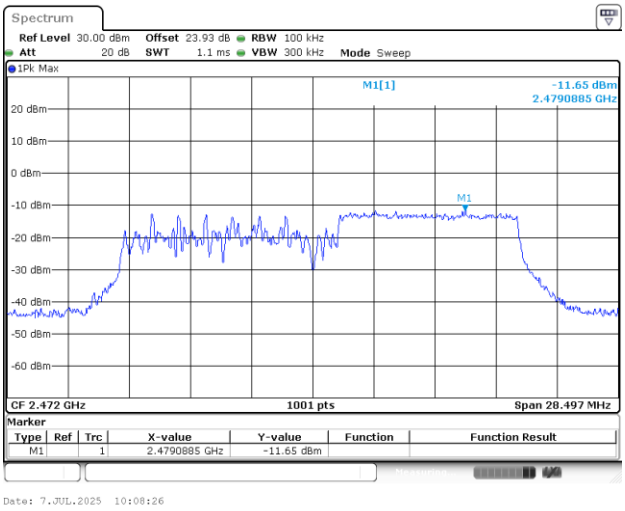	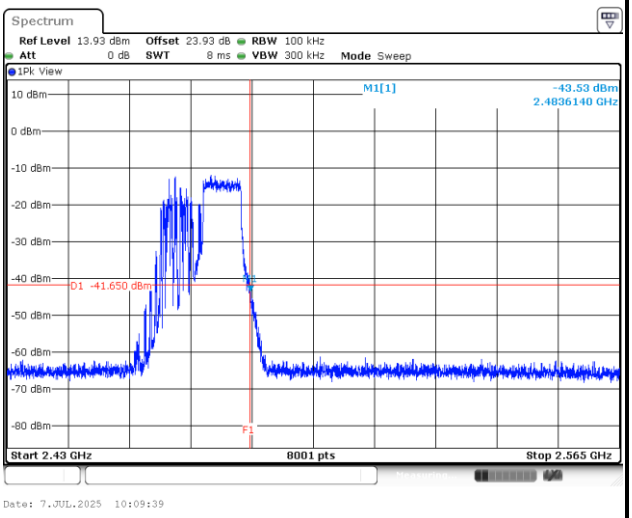
Spurious Emission 30MHz~1GHz	**Spurious Emission 1GHz~26.5GHz**
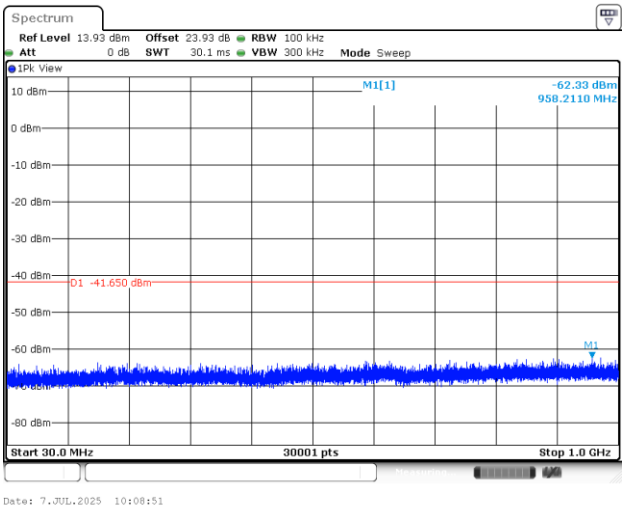	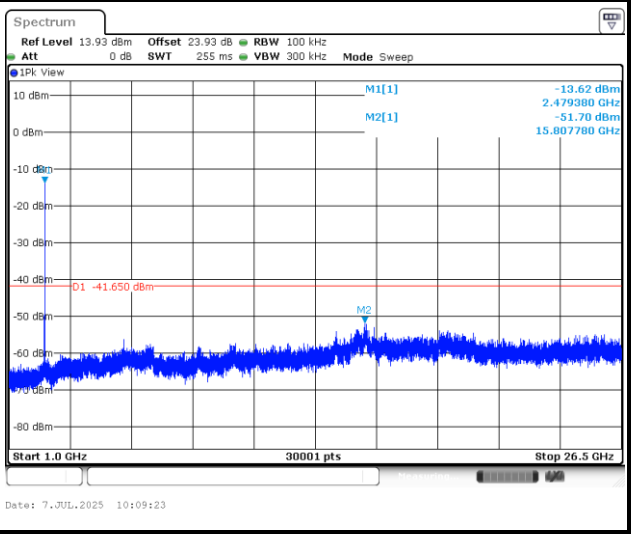

Test Mode :	802.11ax20_242RU	Test Channel :	01

100kHz PSD reference Level	Channel 01 Plot
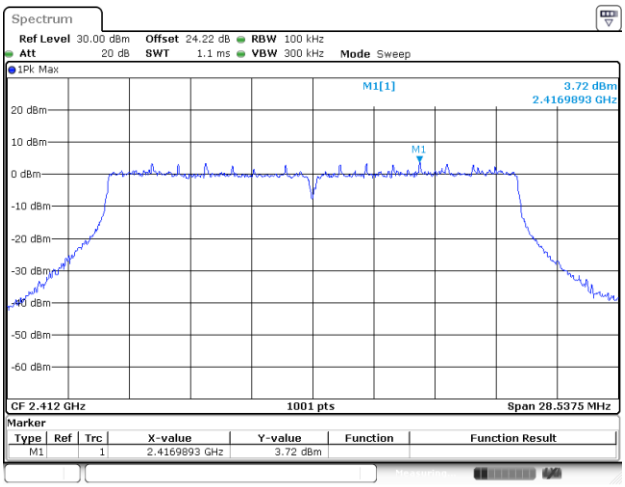	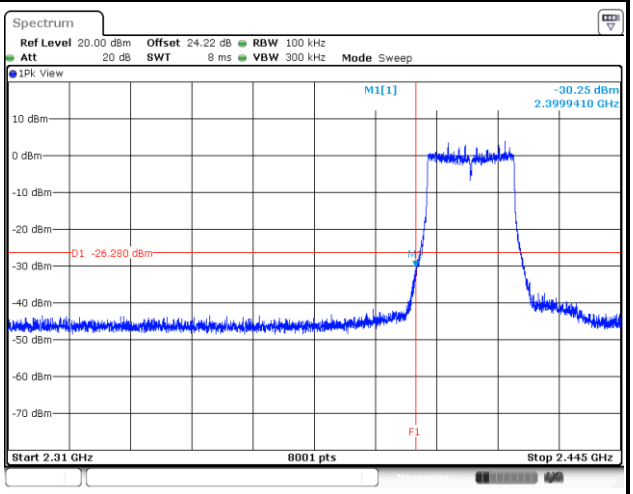
Date: 4.JUL.2025 20:55:52	Date: 4.JUL.2025 20:56:53
Spurious Emission 30MHz~1GHz	**Spurious Emission 1GHz~26.5GHz**
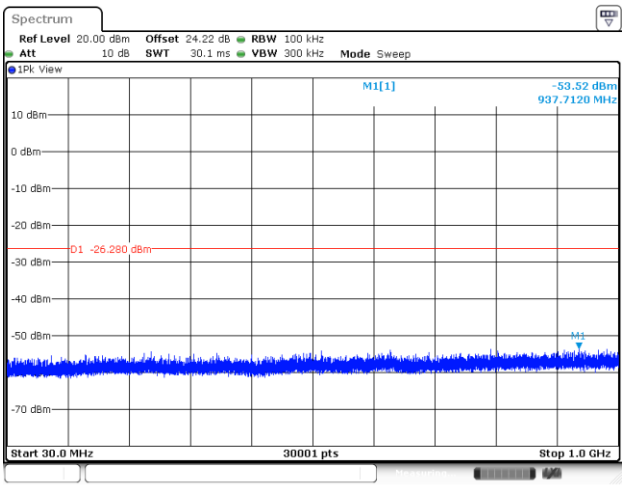	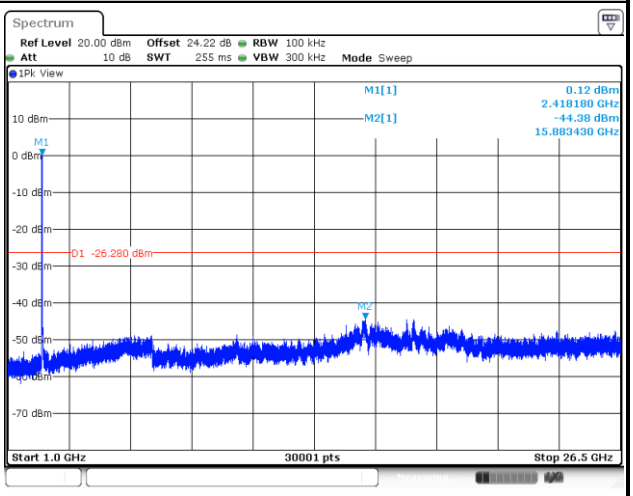
Date: 4.JUL.2025 20:56:23	Date: 4.JUL.2025 20:56:39

Test Mode :	802.11ax20_242RU	Test Channel :	06

100kHz PSD reference Level	Channel 06 Plot
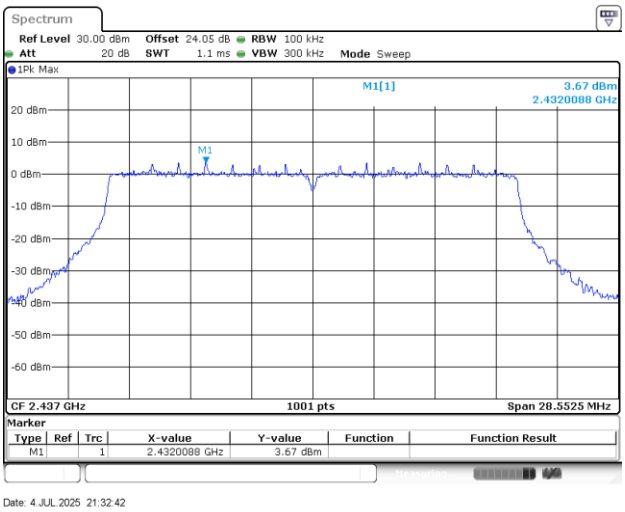	

Spurious Emission 30MHz~1GHz	Spurious Emission 1GHz~26.5GHz
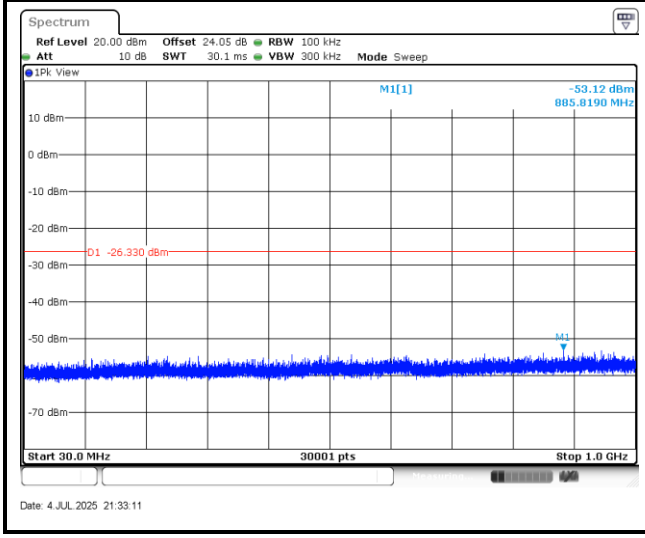	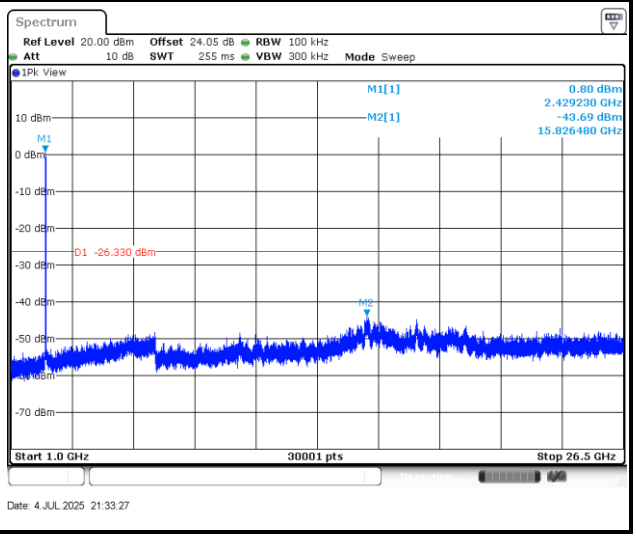

Test Mode :	802.11ax20_242RU	Test Channel :	11

100kHz PSD reference Level	Channel 11 Plot
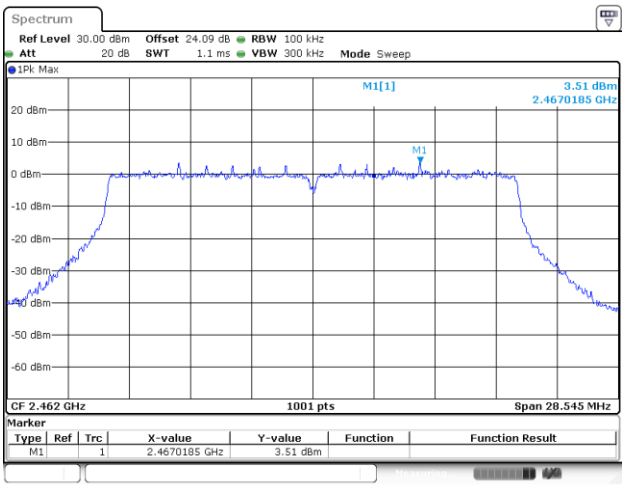	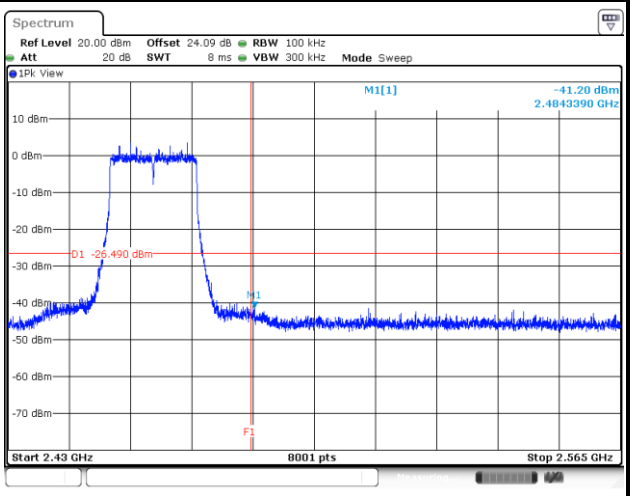
Spurious Emission 30MHz~1GHz	**Spurious Emission 1GHz~26.5GHz**
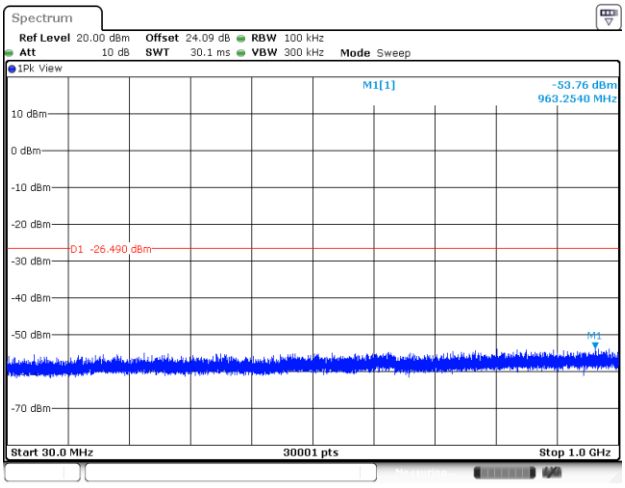	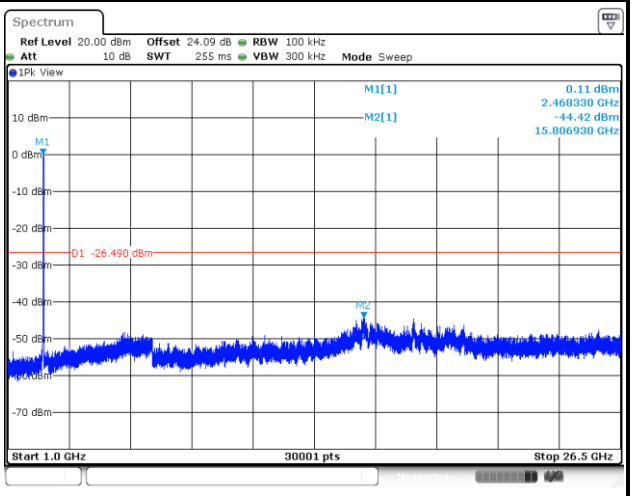

Test Mode :	802.11ax20_242RU	Test Channel :	12

100kHz PSD reference Level	Channel 12 Plot
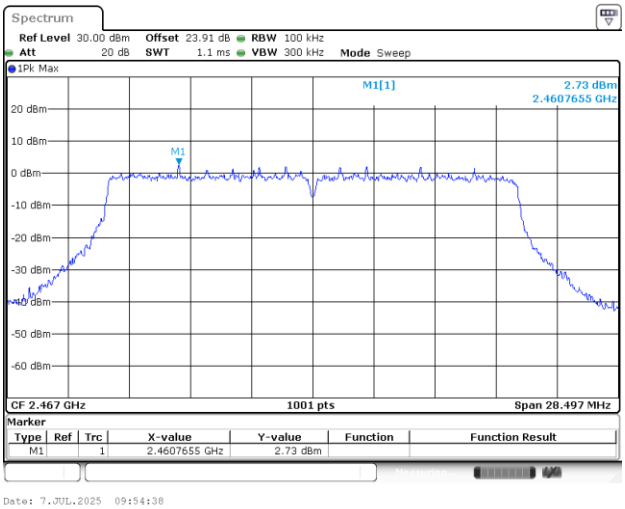	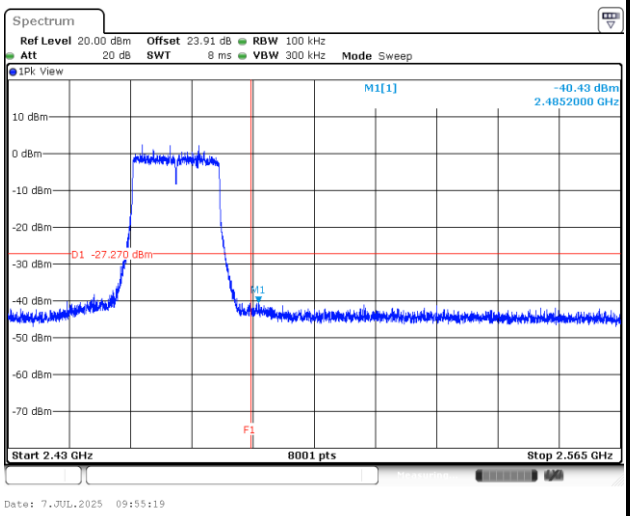
Spurious Emission 30MHz~1GHz	**Spurious Emission 1GHz~26.5GHz**
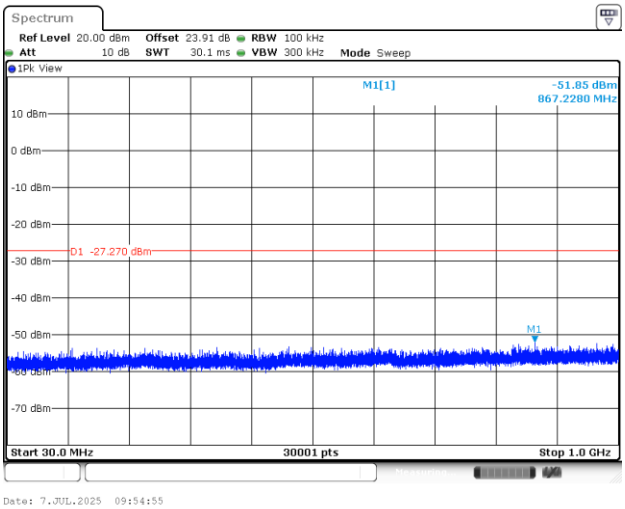	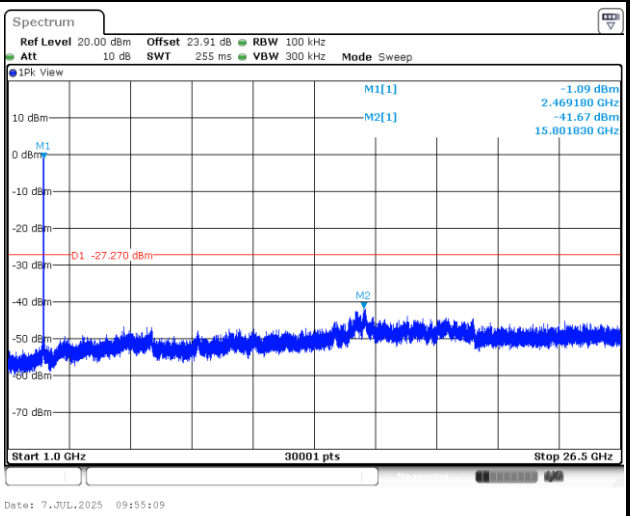

Test Mode :	802.11ax20_242RU	Test Channel :	13

100kHz PSD reference Level	Channel 13 Plot
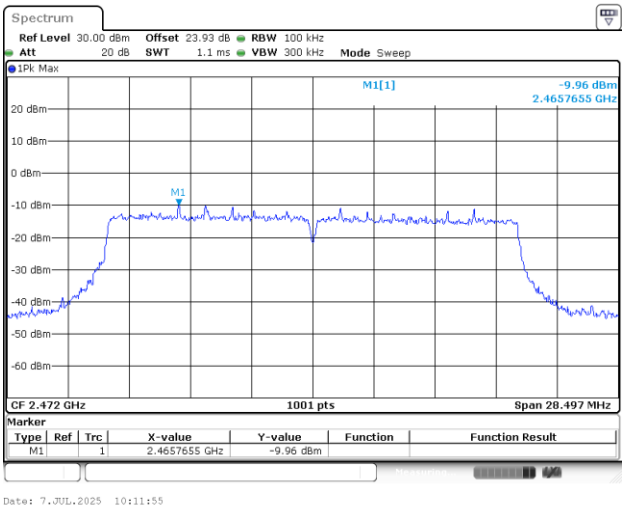	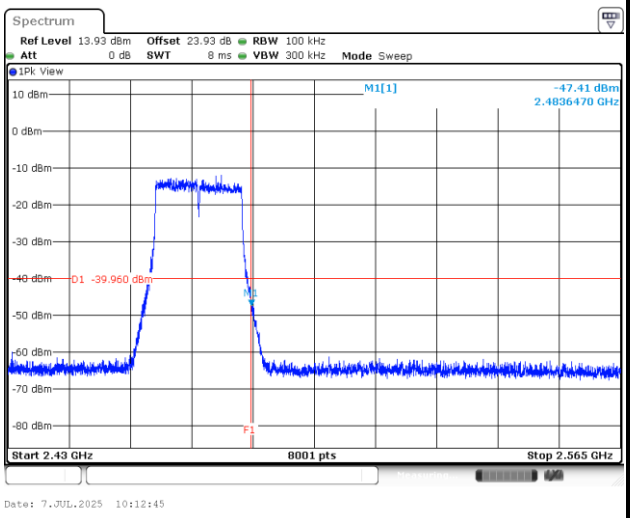
Spurious Emission 30MHz~1GHz	**Spurious Emission 1GHz~26.5GHz**
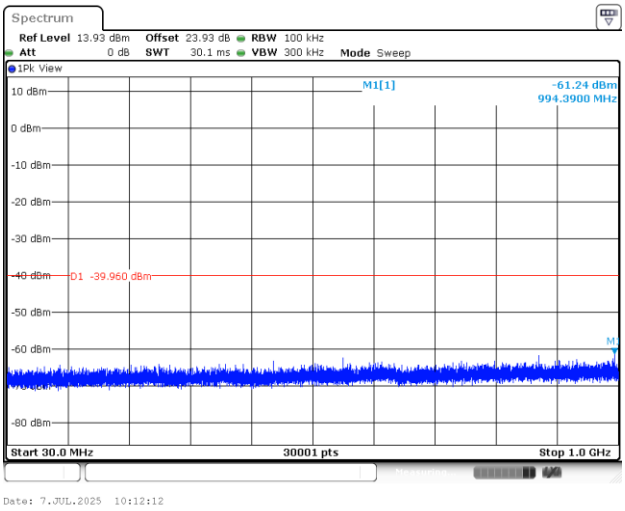	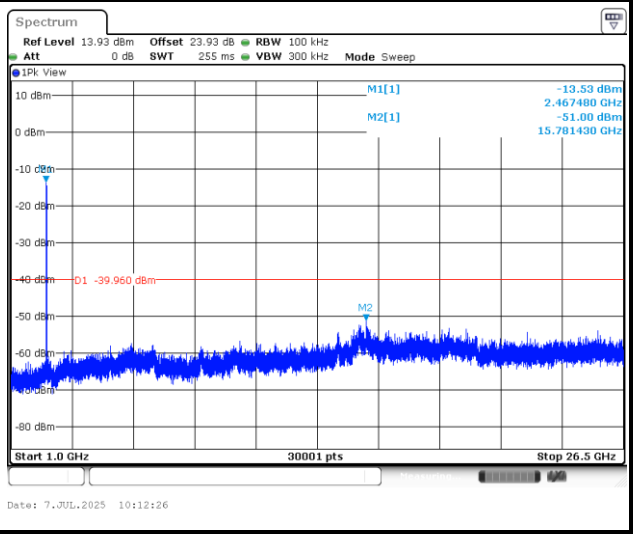

Appendix B. AC Conducted Emission Test Results

Test Engineer :	Louis Chung	**Temperature :**	23.7~25.8℃
		Relative Humidity :	47.2~52.3%

EUT Information

Report NO :	551226
Test Mode :	Mode 1
Test Voltage :	120Vac/60Hz
Phase :	Line

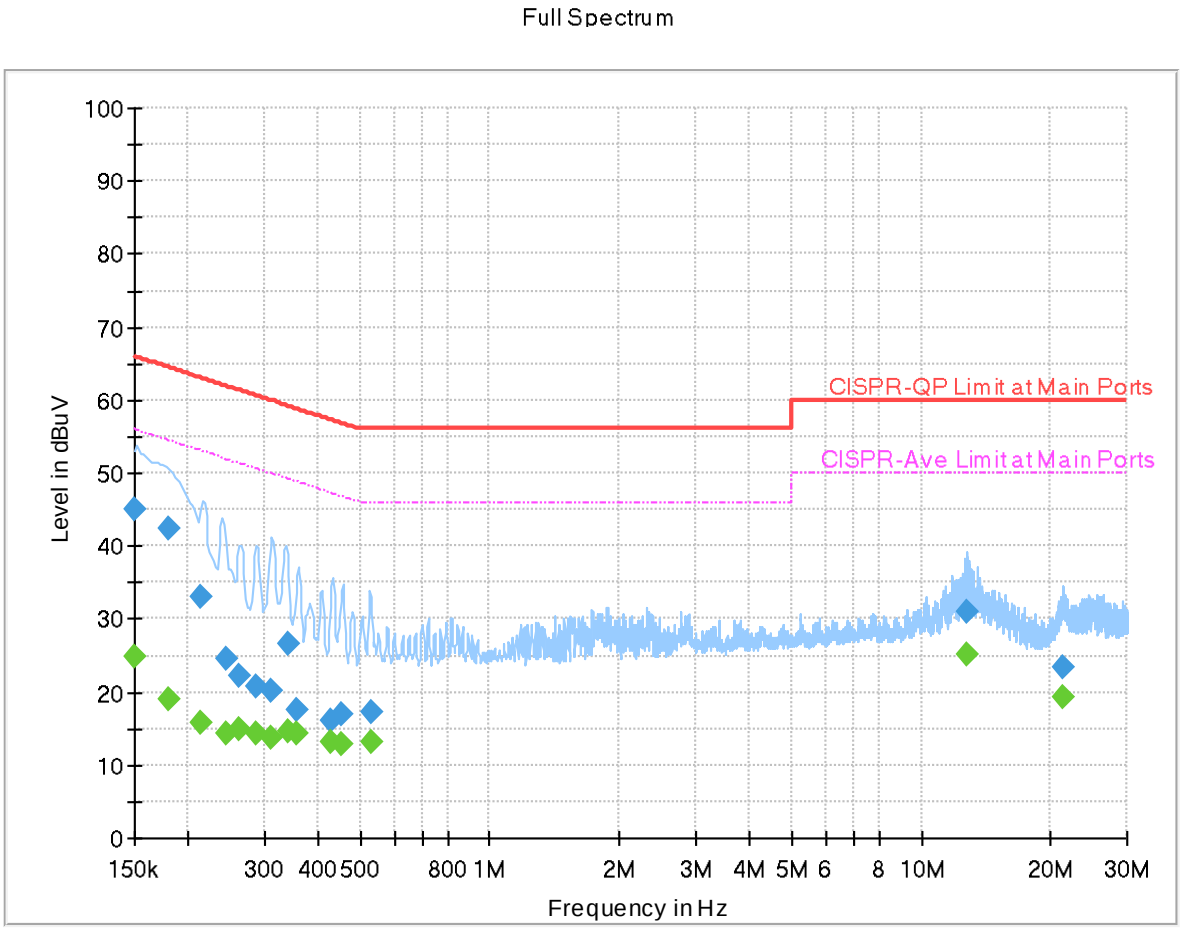

Final_Result

Frequency (MHz)	QuasiPeak (dBuV)	CAverage (dBuV)	Limit (dBuV)	Margin (dB)	Line	PE	Corr. (dB)
0.150000	---	24.90	56.00	31.10	L1	FLO	20.0
0.150000	45.16	---	66.00	20.84	L1	FLO	20.0
0.180780	---	19.12	54.45	35.33	L1	FLO	20.0
0.180780	42.54	---	64.45	21.91	L1	FLO	20.0
0.214170	---	15.79	53.04	37.25	L1	FLO	20.0
0.214170	33.14	---	63.04	29.90	L1	FLO	20.0
0.243600	---	14.37	51.97	37.60	L1	FLO	20.0
0.243600	24.54	---	61.97	37.43	L1	FLO	20.0
0.262500	---	14.86	51.35	36.49	L1	FLO	20.0
0.262500	22.14	---	61.35	39.21	L1	FLO	20.0
0.287430	---	14.39	50.60	36.21	L1	FLO	20.0
0.287430	20.74	---	60.60	39.86	L1	FLO	20.0
0.312360	---	13.83	49.91	36.08	L1	FLO	20.0
0.312360	20.10	---	59.91	39.81	L1	FLO	20.0
0.341250	---	14.49	49.17	34.68	L1	FLO	20.0
0.341250	26.50	---	59.17	32.67	L1	FLO	20.0
0.357000	---	14.21	48.80	34.59	L1	FLO	20.0
0.357000	17.62	---	58.80	41.18	L1	FLO	20.0
0.428190	---	13.24	47.29	34.05	L1	FLO	20.0

0.428190	16.12	---	57.29	41.17	L1	FLO	20.0
0.453300	---	12.97	46.81	33.84	L1	FLO	20.0
0.453300	16.84	---	56.81	39.97	L1	FLO	20.0
0.532500	---	13.11	46.00	32.89	L1	FLO	20.0
0.532500	17.21	---	56.00	38.79	L1	FLO	20.0
12.755310	---	25.23	50.00	24.77	L1	FLO	20.5
12.755310	30.97	---	60.00	29.03	L1	FLO	20.5
21.211980	---	19.37	50.00	30.63	L1	FLO	20.8
21.211980	23.31	---	60.00	36.69	L1	FLO	20.8

EUT Information

Report NO :	551226
Test Mode :	Mode 1
Test Voltage :	120Vac/60Hz
Phase :	Neutral

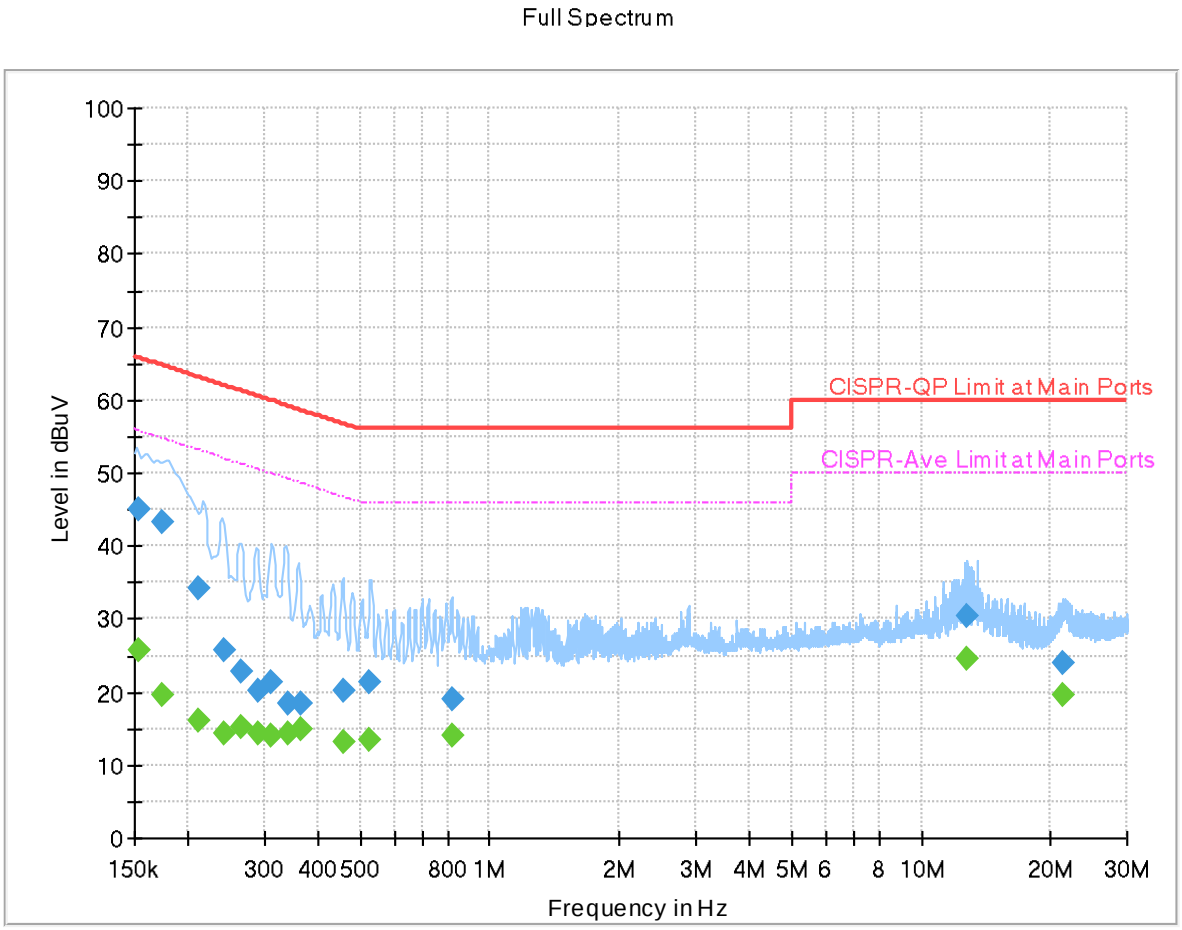

Final_Result

Frequency (MHz)	QuasiPeak (dBuV)	CAverage (dBuV)	Limit (dBuV)	Margin (dB)	Line	PE	Corr. (dB)
0.153983	---	25.86	55.78	29.92	N	FLO	20.0
0.153983	44.97	---	65.78	20.81	N	FLO	20.0
0.174750	---	19.52	54.73	35.21	N	FLO	20.0
0.174750	43.34	---	64.73	21.39	N	FLO	20.0
0.210930	---	15.97	53.17	37.20	N	FLO	20.0
0.210930	34.23	---	63.17	28.94	N	FLO	20.0
0.242250	---	14.47	52.02	37.55	N	FLO	20.0
0.242250	25.70	---	62.02	36.32	N	FLO	20.0
0.264750	---	15.07	51.28	36.21	N	FLO	20.0
0.264750	22.88	---	61.28	38.40	N	FLO	20.0
0.289680	---	14.44	50.53	36.09	N	FLO	20.0
0.289680	20.10	---	60.53	40.43	N	FLO	20.0
0.311640	---	13.97	49.93	35.96	N	FLO	20.0
0.311640	21.25	---	59.93	38.68	N	FLO	20.0
0.341250	---	14.27	49.17	34.90	N	FLO	20.0
0.341250	18.51	---	59.17	40.66	N	FLO	20.0
0.363750	---	14.80	48.64	33.84	N	FLO	20.0
0.363750	18.29	---	58.64	40.35	N	FLO	20.0
0.456180	---	13.03	46.76	33.73	N	FLO	20.0

0.456180	20.25	---	56.76	36.51	N	FLO	20.0
0.526110	---	13.36	46.00	32.64	N	FLO	20.0
0.526110	21.39	---	56.00	34.61	N	FLO	20.0
0.816540	---	14.02	46.00	31.98	N	FLO	20.0
0.816540	19.04	---	56.00	36.96	N	FLO	20.0
12.764040	---	24.64	50.00	25.36	N	FLO	20.5
12.764040	30.37	---	60.00	29.63	N	FLO	20.5
21.413220	---	19.73	50.00	30.27	N	FLO	20.9
21.413220	23.87	---	60.00	36.13	N	FLO	20.9

Appendix C. Radiated Spurious Emission Test Data

Test Engineer :	Jesse Wang, Stan Hsieh and Ken Wu	**Relative Humidity(%):**	50.1~69.9
		Temperature(℃):	22.2~25.7

Note symbol

-L	**Low channel location**
-R	**High channel location**

<Sample 1>

C1-1. Radiated Spurious Emission Test Modes

Mode	Band (MHz)	Antenna	Modulation	Channel	Frequency	Data Rate	RU	Remark
Mode 1	2400-2483.5	1	802.11b	01	2412	1Mbps	-	-
Mode 2	2400-2483.5	1	802.11b	06	2437	1Mbps	-	-
Mode 3	2400-2483.5	1	802.11b	11	2462	1Mbps	-	-
Mode 4	2400-2483.5	1	802.11b	12	2467	1Mbps	-	-
Mode 5	2400-2483.5	1	802.11b	13	2472	1Mbps	-	-
Mode 6	2400-2483.5	1	802.11g	01	2412	6Mbps	-	-
Mode 7	2400-2483.5	1	802.11g	06	2437	6Mbps	-	-
Mode 8	2400-2483.5	1	802.11g	11	2462	6Mbps	-	-
Mode 9	2400-2483.5	1	802.11g	12	2467	6Mbps	-	-
Mode 10	2400-2483.5	1	802.11g	13	2472	6Mbps	-	-
Mode 11	2400-2483.5	1	802.11ac VHT20	01	2412	MCS0	-	-

Mode	Band (MHz)	Antenna	Modulation	Channel	Frequency	Data Rate	RU	Remark
Mode 12	2400-2483.5	1	802.11ac VHT20	06	2437	MCS0	-	-
Mode 13	2400-2483.5	1	802.11ac VHT20	11	2462	MCS0	-	-
Mode 14	2400-2483.5	1	802.11ac VHT20	12	2467	MCS0	-	-
Mode 15	2400-2483.5	1	802.11ac VHT20	13	2472	MCS0	-	-
Mode 16	2400-2483.5	1	802.11ax HE20	01	2412	MCS0	Full RU	-
Mode 17	2400-2483.5	1	802.11ax HE20	01	2412	MCS0	Partial RU 26/0	-
Mode 18	2400-2483.5	1	802.11ax HE20	01	2412	MCS0	Partial RU 52/37	-
Mode 19	2400-2483.5	1	802.11ax HE20	01	2412	MCS0	Partial RU 106/53	-
Mode 20	2400-2483.5	1	802.11ax HE20	06	2437	MCS0	Full RU	-
Mode 21	2400-2483.5	1	802.11ax HE20	06	2437	MCS0	Partial RU 26/4	-
Mode 22	2400-2483.5	1	802.11ax HE20	11	2462	MCS0	Full RU	-
Mode 23	2400-2483.5	1	802.11ax HE20	11	2462	MCS0	Partial RU 26/8	-

Mode	Band (MHz)	Antenna	Modulation	Channel	Frequency	Data Rate	RU	Remark
Mode 24	2400-2483.5	1	802.11ax HE20	11	2462	MCS0	Partial RU 52/40	-
Mode 25	2400-2483.5	1	802.11ax HE20	11	2462	MCS0	Partial RU 106/54	-
Mode 26	2400-2483.5	1	802.11ax HE20	11	2462	MCS0	Partial RU 242/61	-
Mode 27	2400-2483.5	1	802.11ax HE20	12	2467	MCS0	Full RU	-
Mode 28	2400-2483.5	1	802.11ax HE20	12	2467	MCS0	Partial RU 26/8	-
Mode 29	2400-2483.5	1	802.11ax HE20	12	2467	MCS0	Partial RU 52/40	-
Mode 30	2400-2483.5	1	802.11ax HE20	12	2467	MCS0	Partial RU 106/54	-
Mode 31	2400-2483.5	1	802.11ax HE20	12	2467	MCS0	Partial RU 242/61	-
Mode 32	2400-2483.5	1	802.11ax HE20	13	2472	MCS0	Full RU	-
Mode 33	2400-2483.5	1	802.11ax HE20	13	2472	MCS0	Partial RU 26/8	-

Mode	Band (MHz)	Antenna	Modulation	Channel	Frequency	Data Rate	RU	Remark
Mode 34	2400-2483.5	1	802.11ax HE20	13	2472	MCS0	Partial RU 52/40	-
Mode 35	2400-2483.5	1	802.11ax HE20	13	2472	MCS0	Partial RU 106/54	-
Mode 36	2400-2483.5	1	802.11ax HE20	13	2472	MCS0	Partial RU 242/61	-
Mode 37	2400-2483.5	1	SHF	-	-	-	-	Above 18GHz
Mode 38	2400-2483.5	1	LF	-	-	-	-	Below 1GHz

C1-2. Summary of each worse mode

Mode	Modulation	Ch.	Freq. (MHz)	Level (dBuV/m)	Limit (dBuV/m)	Margin (dB)	Pol.	Peak Avg.	Result	RU	Remark
1	802.11b	01	2386.18	45.27	54.00	-8.73	H	Avg.	Pass	-	Band Edge
	802.11b	01	4824.00	42.57	74.00	-31.43	V	Peak	Pass	-	Harmonic
2	802.11b	06	2483.75	45.37	54.00	-8.63	H	Avg.	Pass	-	Band Edge
	802.11b	06	4874.00	43.91	74.00	-30.09	V	Peak	Pass	-	Harmonic
3	802.11b	11	2485.67	45.47	54.00	-8.53	H	Avg.	Pass	-	Band Edge
	802.11b	11	7386.00	43.75	74.00	-30.25	H	Peak	Pass	-	Harmonic
4	802.11b	12	2484.15	47.28	54.00	-6.72	H	Avg.	Pass	-	Band Edge
5	802.11b	13	2483.51	51.28	54.00	-2.72	H	Avg.	Pass	-	Band Edge
6	802.11g	01	2389.95	46.91	54.00	-7.09	H	Avg.	Pass	-	Band Edge
	802.11g	01	4824.00	43.84	74.00	-30.16	V	Peak	Pass	-	Harmonic

Mode	Modulation	Ch.	Freq. (MHz)	Level (dBuV/m)	Limit (dBuV/m)	Margin (dB)	Pol.	Peak Avg.	Result	RU	Remark
7	802.11g	06	2483.81	45.40	54.00	-8.60	H	Avg.	Pass	-	Band Edge
	802.11g	06	4874.00	44.93	74.00	-29.07	V	Peak	Pass	-	Harmonic
8	802.11g	11	2483.51	51.00	54.00	-3.00	H	Avg.	Pass	-	Band Edge
	802.11g	11	4924.00	44.13	74.00	-29.87	V	Peak	Pass	-	Harmonic
9	802.11g	12	2483.51	51.83	54.00	-2.17	H	Avg.	Pass	-	Band Edge
10	802.11g	13	2483.51	51.79	54.00	-2.21	H	Avg.	Pass	-	Band Edge
11	802.11ac VHT20	01	2389.95	51.28	54.00	-2.72	H	Avg.	Pass	-	Band Edge
	802.11ac VHT20	01	4824.00	44.05	74.00	-29.95	H	Peak	Pass	-	Harmonic
12	802.11ac VHT20	06	2483.56	45.58	54.00	-8.42	H	Avg.	Pass	-	Band Edge
	802.11ac VHT20	06	4874.00	43.76	74.00	-30.24	H	Peak	Pass	-	Harmonic

Mode	Modulation	Ch.	Freq. (MHz)	Level (dBuV/m)	Limit (dBuV/m)	Margin (dB)	Pol.	Peak Avg.	Result	RU	Remark
13	802.11ac VHT20	11	2483.51	51.31	54.00	-2.69	H	Avg.	Pass	-	Band Edge
	802.11ac VHT20	11	7386.00	44.55	74.00	-29.45	H	Peak	Pass	-	Harmonic
14	802.11ac VHT20	12	2483.51	51.81	54.00	-2.19	H	Avg.	Pass	-	Band Edge
15	802.11ac VHT20	13	2483.51	51.90	54.00	-2.10	H	Avg.	Pass	-	Band Edge
16	802.11ax HE20	01	2389.95	48.83	54.00	-5.17	H	Avg.	Pass	Full RU	Band Edge
	802.11ax HE20	01	4824.00	43.45	74.00	-30.55	V	Peak	Pass	Full RU	Harmonic
17	802.11ax HE20	01	2389.95	44.23	54.00	-9.77	H	Avg.	Pass	Partial RU 26/0	Band Edge
	802.11ax HE20	01	4824.00	43.85	74.00	-30.15	H	Peak	Pass	Partial RU 26/0	Harmonic
18	802.11ax HE20	01	2389.95	44.31	54.00	-9.69	H	Avg.	Pass	Partial RU 52/37	Band Edge
19	802.11ax HE20	01	2389.95	44.50	54.00	-9.50	H	Avg.	Pass	Partial RU 106/53	Band Edge
20	802.11ax HE20	06	2483.56	46.26	54.00	-7.74	H	Avg.	Pass	Full RU	Band Edge
	802.11ax HE20	06	7311.00	44.71	74.00	-29.29	H	Peak	Pass	Full RU	Harmonic

Mode	Modulation	Ch.	Freq. (MHz)	Level (dBuV/m)	Limit (dBuV/m)	Margin (dB)	Pol.	Peak Avg.	Result	RU	Remark
21	802.11ax HE20	06	7311.00	43.93	74.00	-30.07	V	Peak	Pass	Partial RU 26/0	Harmonic
22	802.11ax HE20	11	2483.51	51.57	54.00	-2.43	H	Avg.	Pass	Full RU	Band Edge
	802.11ax HE20	11	4924.00	43.00	74.00	-31.00	V	Peak	Pass	Full RU	Harmonic
23	802.11ax HE20	11	2483.51	44.58	54.00	-9.42	H	Avg.	Pass	Partial RU 26/8	Band Edge
	802.11ax HE20	11	4924.00	44.08	74.00	-29.92	H	Peak	Pass	Partial RU 26/8	Harmonic
24	802.11ax HE20	11	2483.51	70.90	74.00	-3.10	H	Peak	Pass	Partial RU 52/40	Band Edge
25	802.11ax HE20	11	2483.51	45.16	54.00	-8.84	H	Avg.	Pass	Partial RU 106/54	Band Edge
26	802.11ax HE20	11	2483.51	51.17	54.00	-2.83	H	Avg.	Pass	Partial RU 242/61	Band Edge
27	802.11ax HE20	12	2483.51	50.12	54.00	-3.88	H	Avg.	Pass	Full RU	Band Edge
28	802.11ax HE20	12	2483.81	47.43	54.00	-6.57	H	Avg.	Pass	Partial RU 26/8	Band Edge
29	802.11ax HE20	12	2483.51	47.16	54.00	-6.84	H	Avg.	Pass	Partial RU 52/40	Band Edge

Mode	Modulation	Ch.	Freq. (MHz)	Level (dBuV/m)	Limit (dBuV/m)	Margin (dB)	Pol.	Peak Avg.	Result	RU	Remark
30	802.11ax HE20	12	2483.51	47.64	54.00	-6.36	H	Avg.	Pass	Partial RU 106/54	Band Edge
31	802.11ax HE20	12	2483.51	48.96	54.00	-5.04	H	Avg.	Pass	Partial RU 242/61	Band Edge
32	802.11ax HE20	13	2483.51	50.98	54.00	-3.02	H	Avg.	Pass	Full RU	Band Edge
33	802.11ax HE20	13	2483.51	50.95	54.00	-3.05	H	Avg.	Pass	Partial RU 26/8	Band Edge
34	802.11ax HE20	13	2483.51	51.87	54.00	-2.13	H	Avg.	Pass	Partial RU 52/40	Band Edge
35	802.11ax HE20	13	2483.51	51.22	54.00	-2.78	H	Avg.	Pass	Partial RU 106/54	Band Edge
36	802.11ax HE20	13	2483.51	49.62	54.00	-4.38	H	Avg.	Pass	Partial RU 242/61	Band Edge
37	SHF		24990.53	38.05	74.00	-35.95	V	Peak	Pass	-	Above 18GHz
38	LF		83.53	34.69	40.00	-5.31	V	QP	Pass	-	Below 1GHz

Mode	1	
	Band Edge	
	2400-2483.5_802.11b_CH01_2412MHz	
ANT	1	
Pol.	Horizontal	Fundamental
Peak	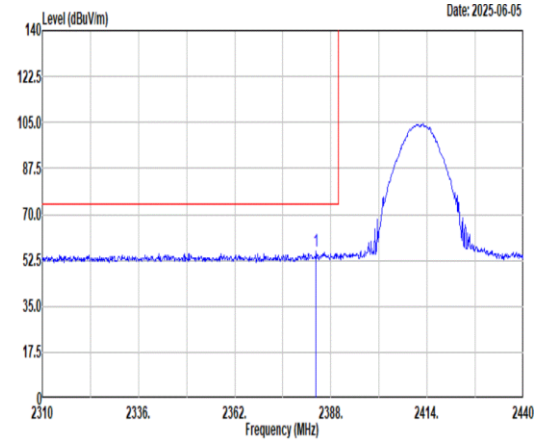 Site : 03CH07-HY Condition: PEAK_BE_74 3m HF_ANT_00075962 HORIZONTAL : RBW:1000.000kHz VBW:3000.000kHz SWT:Auto Freq Level Limit Line Margin Read Level Ant Factor Cable Loss Preamp Factor Aux Factor APos TPos Remark MHz dBuV/m dBuV/m dB dBuV dB/m dB dB dB cm deg 1 2383.97 55.98 74.00 -18.02 40.30 32.10 8.35 34.67 9.90 265 313 Peak	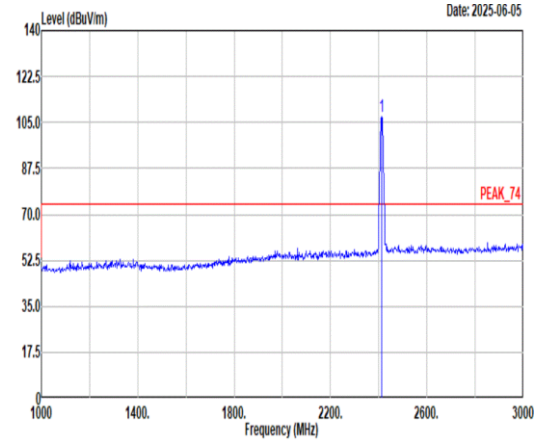 Site : 03CH07-HY Condition: PEAK_74 3m HF_ANT_00075962 HORIZONTAL : RBW:1000.000kHz VBW:3000.000kHz SWT:Auto Freq Level Limit Line Margin Read Level Ant Factor Cable Loss Preamp Factor Aux Factor APos TPos Remark MHz dBuV/m dBuV/m dB dBuV dB/m dB dB dB cm deg 1 2412.00 106.99 ------ ------ 91.22 32.14 8.40 34.67 9.90 265 313 Peak
Avg	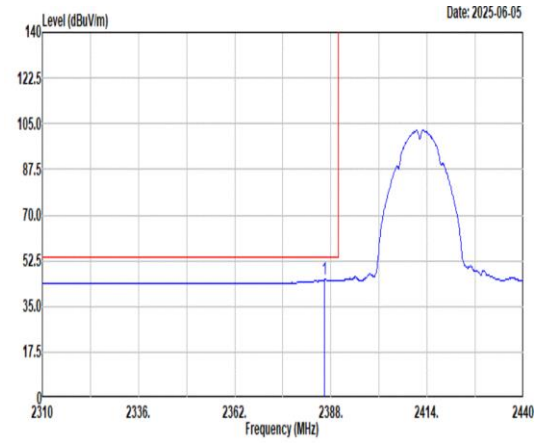 Site : 03CH07-HY Condition: AVG_BE_54 3m HF_ANT_00075962 HORIZONTAL : RBW:1000.000kHz VBW:0.010kHz SWT:Auto Freq Level Limit Line Margin Read Level Ant Factor Cable Loss Preamp Factor Aux Factor APos TPos Remark MHz dBuV/m dBuV/m dB dBuV dB/m dB dB dB cm deg 1 2386.18 45.27 54.00 -8.73 29.59 32.10 8.35 34.67 9.90 265 313 Average	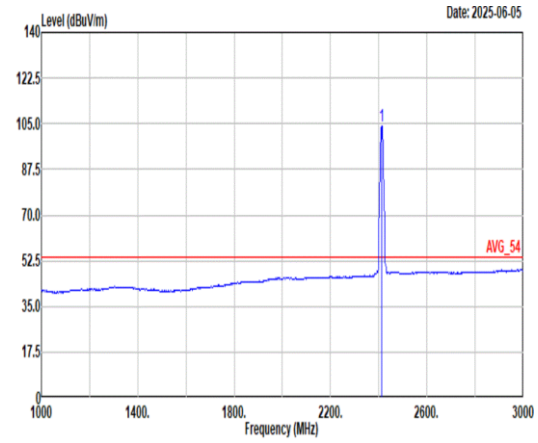 Site : 03CH07-HY Condition: AVG_54 3m HF_ANT_00075962 HORIZONTAL : RBW:1000.000kHz VBW:0.010kHz SWT:Auto Freq Level Limit Line Margin Read Level Ant Factor Cable Loss Preamp Factor Aux Factor APos TPos Remark MHz dBuV/m dBuV/m dB dBuV dB/m dB dB dB cm deg 1 2412.00 103.92 ------ ------ 88.10 32.18 8.40 34.67 9.91 265 313 Average

Mode	1	
	Band Edge	
	2400-2483.5_802.11b_CH01_2412MHz	
ANT	1	
Pol.	Vertical	Fundamental
Peak	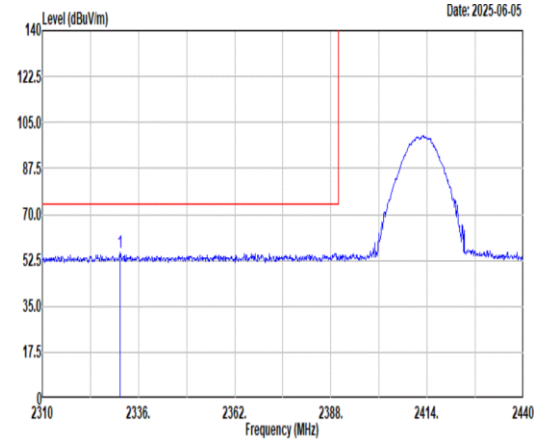 Site : 03CH07-HY Condition: PEAK_BE_74 3m HF_ANT_00075962 VERTICAL : RBW:1000.000kHz VBW:3000.000kHz SWT:Auto Freq Level Limit Line Margin Read Level Ant Factor Cable Loss Preamp Factor Aux Factor APos TPos Remark MHz dBuV/m dBuV/m dB dBuV dB/m dB dB dB cm deg 1 2331.06 55.63 74.00 -18.37 40.14 32.00 8.25 34.66 9.90 400 357 Peak	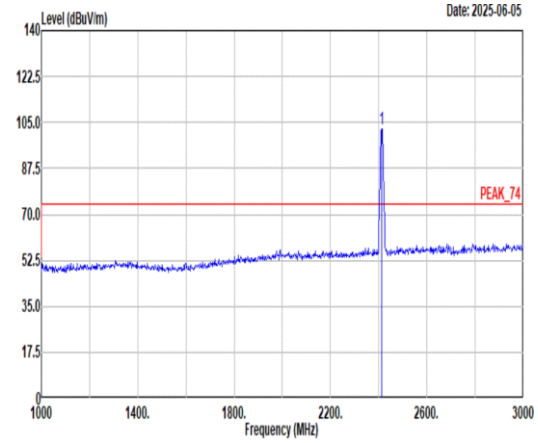 Site : 03CH07-HY Condition: PEAK_74 3m HF_ANT_00075962 VERTICAL : RBW:1000.000kHz VBW:3000.000kHz SWT:Auto Freq Level Limit Line Margin Read Level Ant Factor Cable Loss Preamp Factor Aux Factor APos TPos Remark MHz dBuV/m dBuV/m dB dBuV dB/m dB dB dB cm deg 1 2412.00 102.60 ------ ------ 86.78 32.18 8.40 34.67 9.91 400 357 Peak
Avg	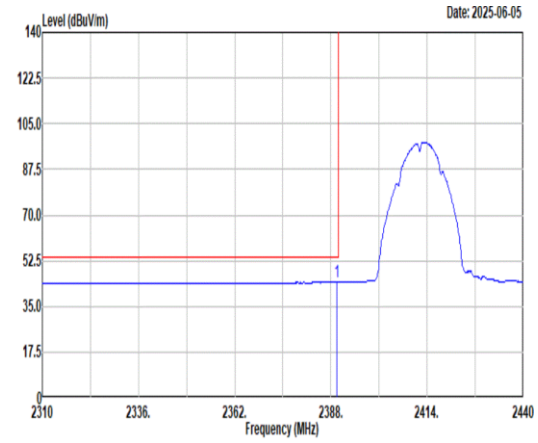 Site : 03CH07-HY Condition: AVG_BE_54 3m HF_ANT_00075962 VERTICAL : RBW:1000.000kHz VBW:0.010kHz SWT:Auto Freq Level Limit Line Margin Read Level Ant Factor Cable Loss Preamp Factor Aux Factor APos TPos Remark MHz dBuV/m dBuV/m dB dBuV dB/m dB dB dB cm deg 1 2389.56 44.21 54.00 -9.79 28.52 32.10 8.36 34.67 9.90 400 357 Average	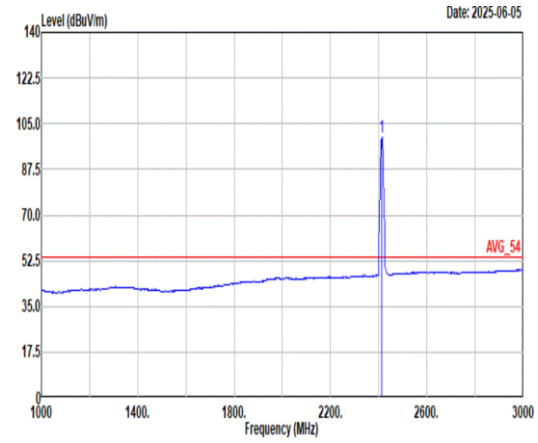 Site : 03CH07-HY Condition: AVG_54 3m HF_ANT_00075962 VERTICAL : RBW:1000.000kHz VBW:0.010kHz SWT:Auto Freq Level Limit Line Margin Read Level Ant Factor Cable Loss Preamp Factor Aux Factor APos TPos Remark MHz dBuV/m dBuV/m dB dBuV dB/m dB dB dB cm deg 1 2412.00 99.66 ------ ------ 83.84 32.18 8.40 34.67 9.91 400 357 Average

Mode	1	
	Harmonic	
	2400-2483.5_802.11b_CH01_2412MHz	
ANT	1	
Pol.	Horizontal	Vertical
Peak Avg	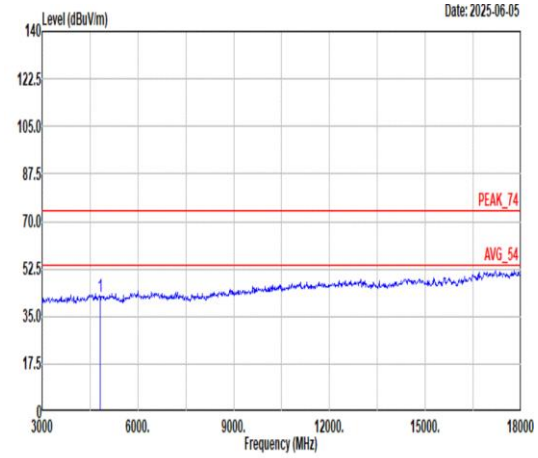 Site : 03CH07-HY Condition: PEAK_74 3m HF_ANT_00075962 HORIZONTAL Freq Level Limit Line Margin Read Level Ant Factor Cable Loss Preamp Factor Aux Factor APos TPos Remark MHz dBuV/m dBuV/m dB dBuV dB/m dB dB dB cm deg 1 4824.00 42.36 74.00 -31.64 53.56 34.25 11.95 58.37 0.97 -- -- Peak	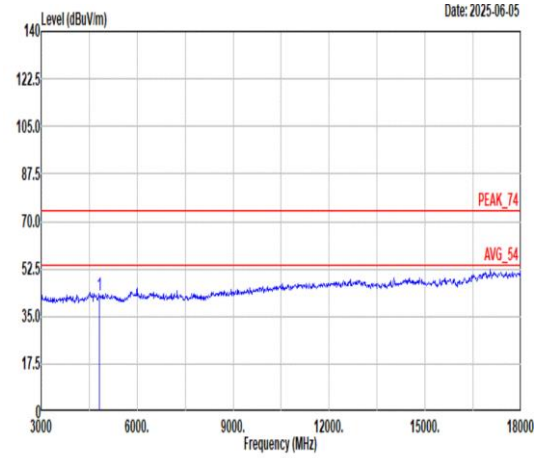 Site : 03CH07-HY Condition: PEAK_74 3m HF_ANT_00075962 VERTICAL Freq Level Limit Line Margin Read Level Ant Factor Cable Loss Preamp Factor Aux Factor APos TPos Remark MHz dBuV/m dBuV/m dB dBuV dB/m dB dB dB cm deg 1 4824.00 42.57 74.00 -31.43 53.77 34.25 11.95 58.37 0.97 -- -- Peak

Mode	1	
	Harmonic	
	2400-2483.5_802.11b_CH01_2412MHz	
ANT	1	
Pol.	Horizontal	Vertical
14.47G ~14.5G Avg	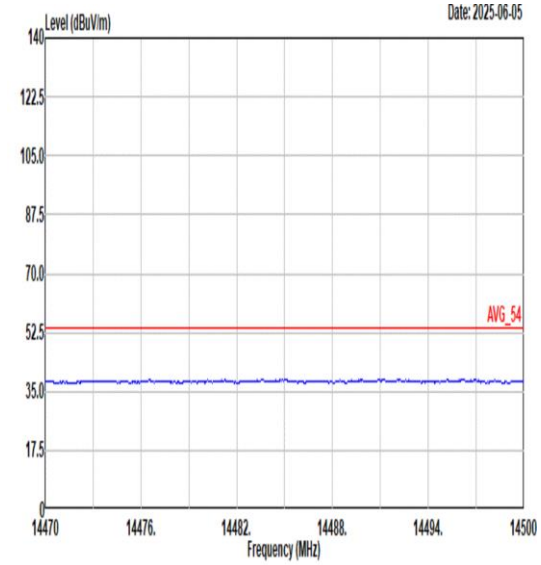 Site : 03CH07-HY Condition: AVG_54 3m HF_ANT_00075962 HORIZONTAL	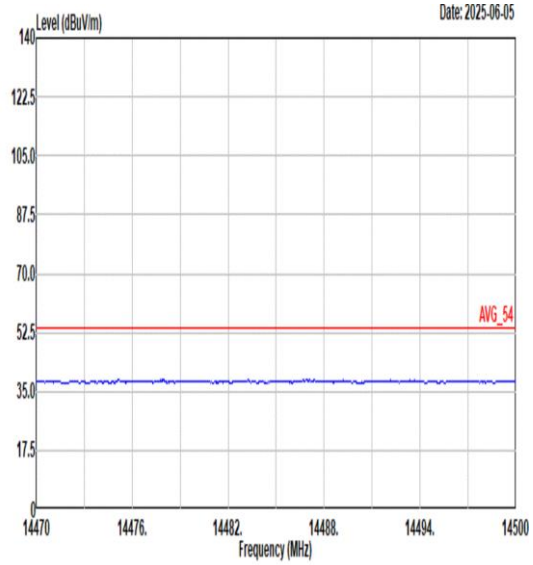 Site : 03CH07-HY Condition: AVG_54 3m HF_ANT_00075962 VERTICAL
17.7G ~18G Avg	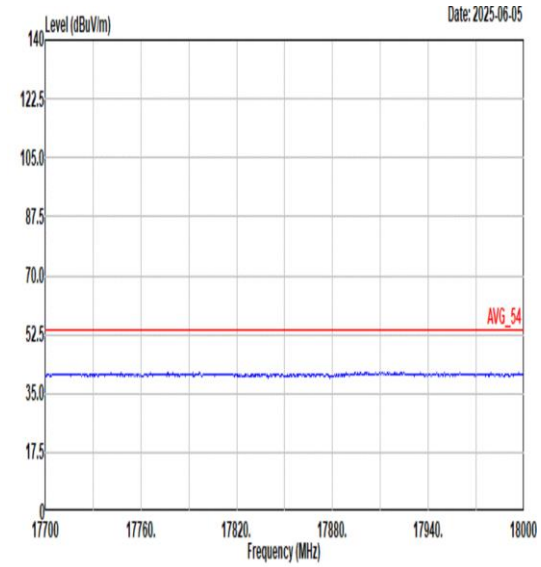 Site : 03CH07-HY Condition: AVG_54 3m HF_ANT_00075962 HORIZONTAL	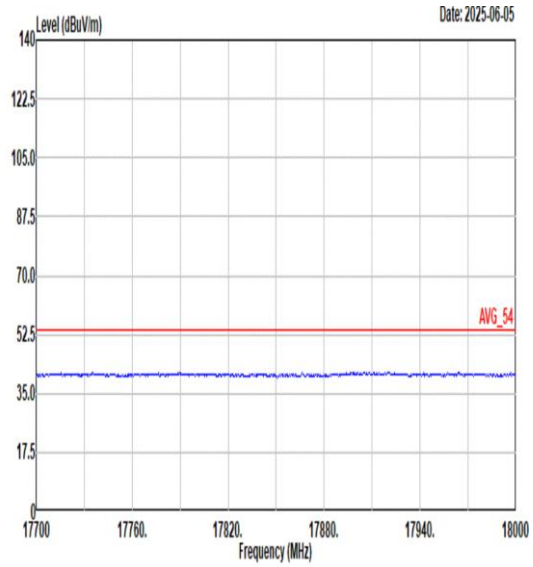 Site : 03CH07-HY Condition: AVG_54 3m HF_ANT_00075962 VERTICAL

Mode	2	
	Band Edge - L	
	2400-2483.5_802.11b_CH06_2437MHz	
ANT	1	
Pol.	Horizontal	Fundamental
Peak	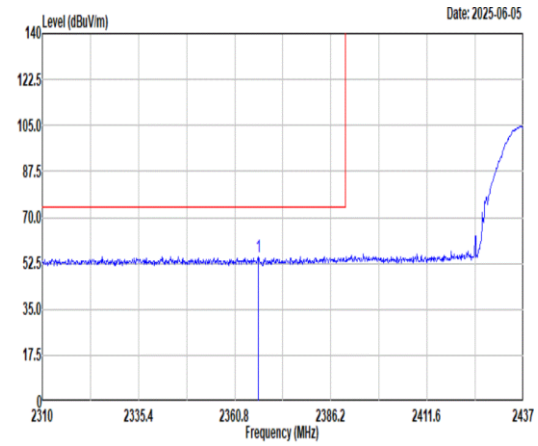 Site : 03CH07-HY Condition: PEAK_BE_74 3m HF_ANT_00075962 HORIZONTAL : RBW:1000.000kHz VBW:3000.000kHz SWT:Auto Freq Level Limit Line Margin Read Level Ant Factor Cable Loss Preamp Factor Aux Factor APos TPos Remark MHz dBuV/m dBuV/m dB dBuV dB/m dB dB dB cm deg 1 2367.02 55.11 74.00 -18.89 39.55 32.00 8.32 34.66 9.90 173 305 Peak	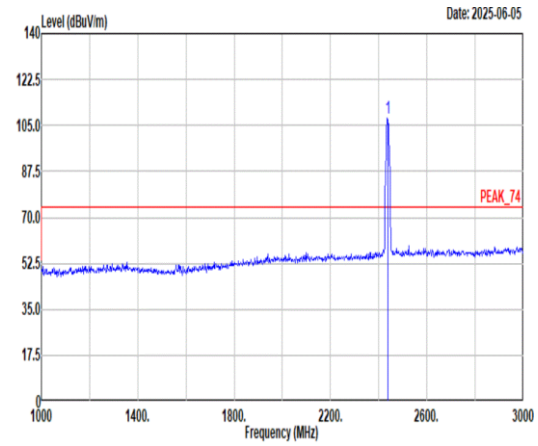 Site : 03CH07-HY Condition: PEAK_74 3m HF_ANT_00075962 HORIZONTAL : RBW:1000.000kHz VBW:3000.000kHz SWT:Auto Freq Level Limit Line Margin Read Level Ant Factor Cable Loss Preamp Factor Aux Factor APos TPos Remark MHz dBuV/m dBuV/m dB dBuV dB/m dB dB dB cm deg 1 2437.00 107.52 ------ ------ 91.64 32.20 8.44 34.67 9.91 173 305 Peak
Avg	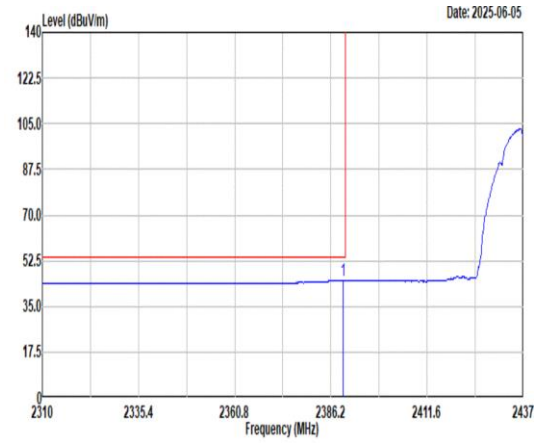 Site : 03CH07-HY Condition: AVG_BE_54 3m HF_ANT_00075962 HORIZONTAL : RBW:1000.000kHz VBW:0.010kHz SWT:Auto Freq Level Limit Line Margin Read Level Ant Factor Cable Loss Preamp Factor Aux Factor APos TPos Remark MHz dBuV/m dBuV/m dB dBuV dB/m dB dB dB cm deg 1 2389.50 44.83 54.00 -9.17 29.14 32.10 8.36 34.67 9.90 173 305 Average	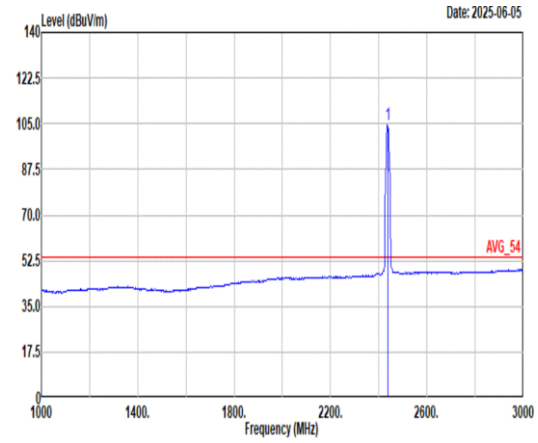 Site : 03CH07-HY Condition: AVG_54 3m HF_ANT_00075962 HORIZONTAL : RBW:1000.000kHz VBW:0.010kHz SWT:Auto Freq Level Limit Line Margin Read Level Ant Factor Cable Loss Preamp Factor Aux Factor APos TPos Remark MHz dBuV/m dBuV/m dB dBuV dB/m dB dB dB cm deg 1 2437.00 104.42 ------ ------ 88.54 32.20 8.44 34.67 9.91 173 305 Average

Mode	2	
	Band Edge - R	
	2400-2483.5_802.11b_CH06_2437MHz	
ANT	1	
Pol.	Horizontal	Fundamental
Peak	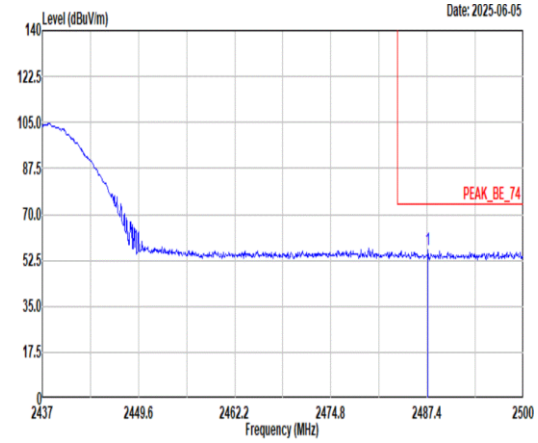 Site : 03CH07-HY Condition: PEAK_BE_74 3m HF_ANT_00075962 HORIZONTAL : RBW:1000.000kHz VBW:3000.000kHz SWT:Auto Freq Level Limit Line Margin Read Level Ant Factor Cable Loss Preamp Factor Aux Factor APos TPos Remark MHz dBuV/m dBuV/m dB dBuV dB/m dB dB dB cm deg 1 2487.53 56.28 74.00 -17.72 40.02 32.48 8.52 34.68 9.94 173 305 Peak	Blank
Avg	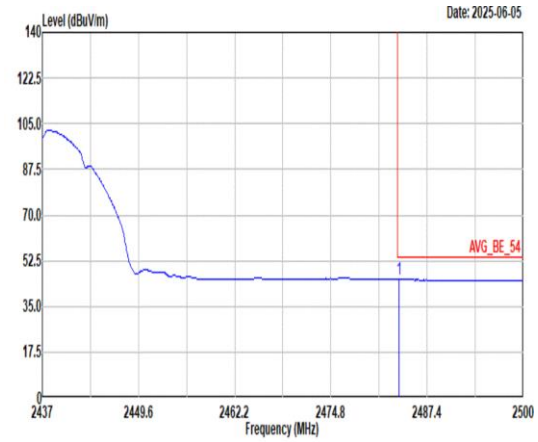 Site : 03CH07-HY Condition: AVG_BE_54 3m HF_ANT_00075962 HORIZONTAL : RBW:1000.000kHz VBW:0.010kHz SWT:Auto Freq Level Limit Line Margin Read Level Ant Factor Cable Loss Preamp Factor Aux Factor APos TPos Remark MHz dBuV/m dBuV/m dB dBuV dB/m dB dB dB cm deg 1 2483.75 45.37 54.00 -8.63 29.16 32.44 8.52 34.68 9.93 173 305 Average	Blank

Mode	2	
	Band Edge - L	
	2400-2483.5_802.11b_CH06_2437MHz	
ANT	1	
Pol.	Vertical	Fundamental
Peak	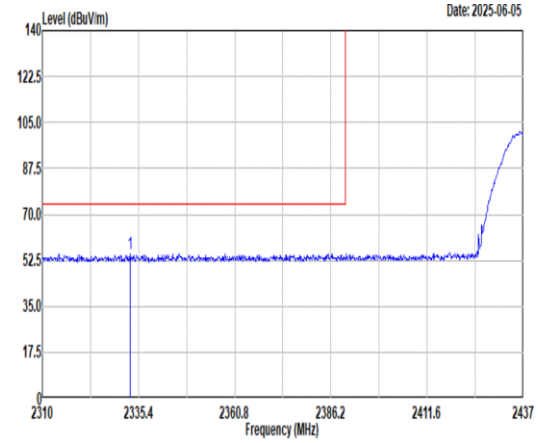 Site : 03CH07-HY Condition: PEAK_BE_74 3m HF_ANT_00075962 VERTICAL : RBW:1000.000kHz VBW:3000.000kHz SWT:Auto Freq Level Limit Line Margin Read Level Ant Factor Cable Loss Preamp Factor Aux Factor APos TPos Remark MHz dBuV/m dBuV/m dB dBuV dB/m dB dB dB cm deg 1 2333.24 55.08 74.00 -18.92 39.58 32.00 8.26 34.66 9.90 358 5 Peak	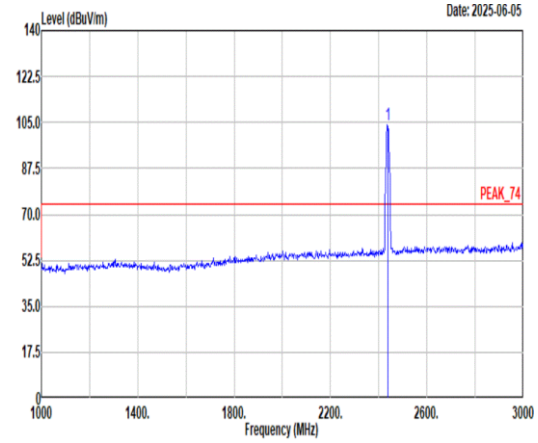 Site : 03CH07-HY Condition: PEAK_74 3m HF_ANT_00075962 VERTICAL : RBW:1000.000kHz VBW:3000.000kHz SWT:Auto Freq Level Limit Line Margin Read Level Ant Factor Cable Loss Preamp Factor Aux Factor APos TPos Remark MHz dBuV/m dBuV/m dB dBuV dB/m dB dB dB cm deg 1 2437.00 103.97 ------ ------ 88.09 32.20 8.44 34.67 9.91 358 5 Peak
Avg	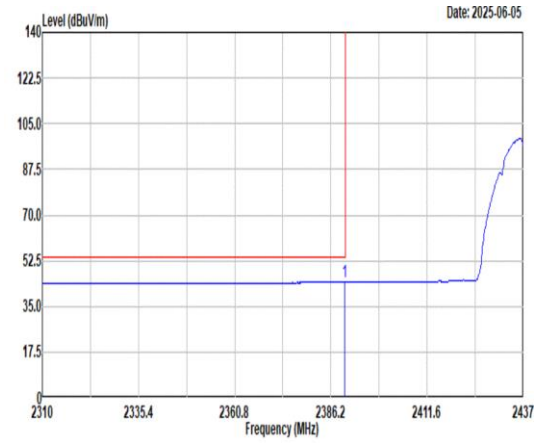 Site : 03CH07-HY Condition: AVG_BE_54 3m HF_ANT_00075962 VERTICAL : RBW:1000.000kHz VBW:0.010kHz SWT:Auto Freq Level Limit Line Margin Read Level Ant Factor Cable Loss Preamp Factor Aux Factor APos TPos Remark MHz dBuV/m dBuV/m dB dBuV dB/m dB dB dB cm deg 1 2389.76 44.37 54.00 -9.63 28.68 32.10 8.36 34.67 9.90 358 5 Average	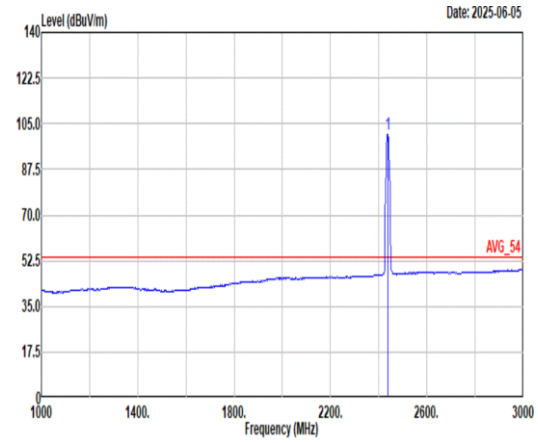 Site : 03CH07-HY Condition: AVG_54 3m HF_ANT_00075962 VERTICAL : RBW:1000.000kHz VBW:0.010kHz SWT:Auto Freq Level Limit Line Margin Read Level Ant Factor Cable Loss Preamp Factor Aux Factor APos TPos Remark MHz dBuV/m dBuV/m dB dBuV dB/m dB dB dB cm deg 1 2437.00 100.85 ------ ------ 84.97 32.20 8.44 34.67 9.91 358 5 Average

Mode	2	
	Band Edge - R	
	2400-2483.5_802.11b_CH06_2437MHz	
ANT	1	
Pol.	Vertical	Fundamental
Peak	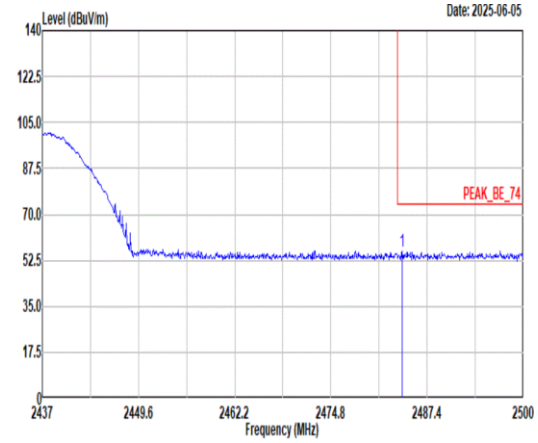 Site : 03CH07-HY Condition: PEAK_BE_74 3m HF_ANT_00075962 VERTICAL : RBW:1000.000kHz VBW:3000.000kHz SWT:Auto Freq Level Limit Line Margin Read Level Ant Factor Cable Loss Preamp Factor Aux Factor APos TPos Remark MHz dBuV/m dBuV/m dB dBuV dB/m dB dB dB cm deg 1 2484.12 55.86 74.00 -18.14 39.65 32.44 8.52 34.68 9.93 358 5 Peak	Blank
Avg	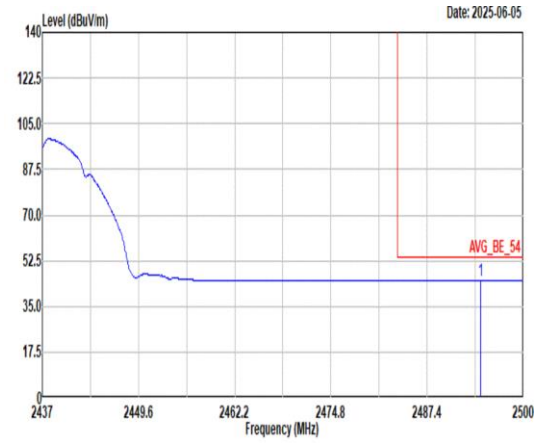 Site : 03CH07-HY Condition: AVG_BE_54 3m HF_ANT_00075962 VERTICAL : RBW:1000.000kHz VBW:0.010kHz SWT:Auto Freq Level Limit Line Margin Read Level Ant Factor Cable Loss Preamp Factor Aux Factor APos TPos Remark MHz dBuV/m dBuV/m dB dBuV dB/m dB dB dB cm deg 1 2494.39 44.97 54.00 -9.03 28.63 32.54 8.54 34.68 9.94 358 5 Average	Blank

Mode	2	
	Harmonic	
	2400-2483.5_802.11b_CH06_2437MHz	
ANT	1	
Pol.	Horizontal	Vertical
Peak Avg	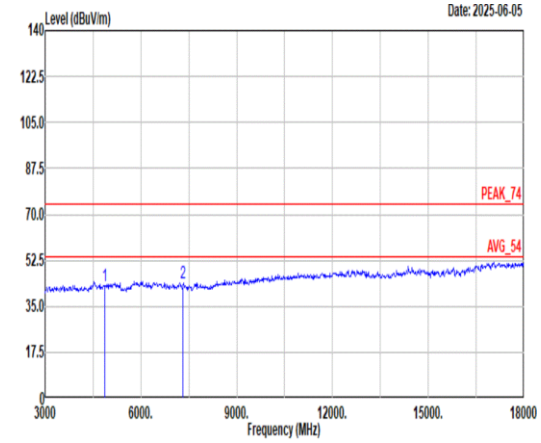 Site : 03CH07-HY Condition: PEAK_74 3m HF_ANT_00075962 HORIZONTAL Freq Level Limit Line Margin Read Level Ant Factor Cable Loss Preamp Factor Aux Factor APos TPos Remark MHz dBuV/m dBuV/m dB dBuV dB/m dB dB dB cm deg 1 4874.00 42.77 74.00 -31.23 53.83 34.20 12.02 58.26 0.98 -- -- Peak 2 7311.00 43.82 74.00 -30.18 50.10 35.70 14.68 57.68 1.02 -- -- Peak	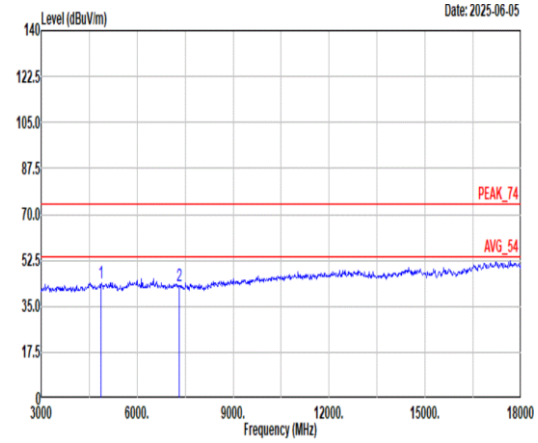 Site : 03CH07-HY Condition: PEAK_74 3m HF_ANT_00075962 VERTICAL Freq Level Limit Line Margin Read Level Ant Factor Cable Loss Preamp Factor Aux Factor APos TPos Remark MHz dBuV/m dBuV/m dB dBuV dB/m dB dB dB cm deg 1 4874.00 43.91 74.00 -30.09 54.97 34.20 12.02 58.26 0.98 -- -- Peak 2 7311.00 43.05 74.00 -30.95 49.33 35.70 14.68 57.68 1.02 -- -- Peak

Mode	2	
	Harmonic	
	2400-2483.5_802.11b_CH06_2437MHz	
ANT	1	
Pol.	Horizontal	Vertical
14.47G ~14.5G Avg	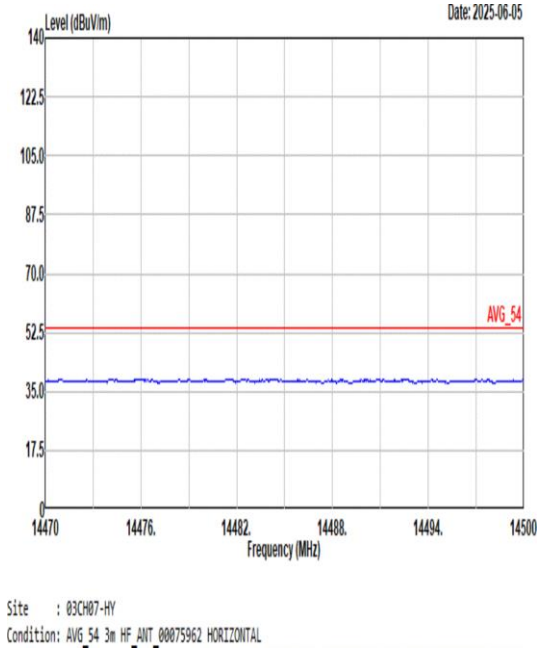	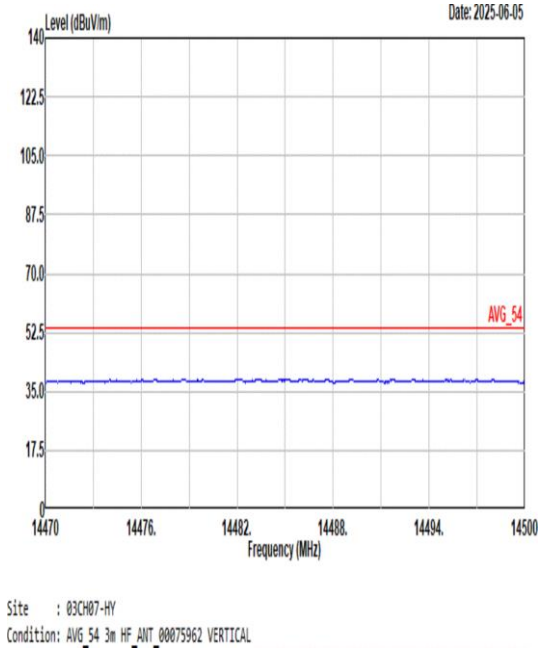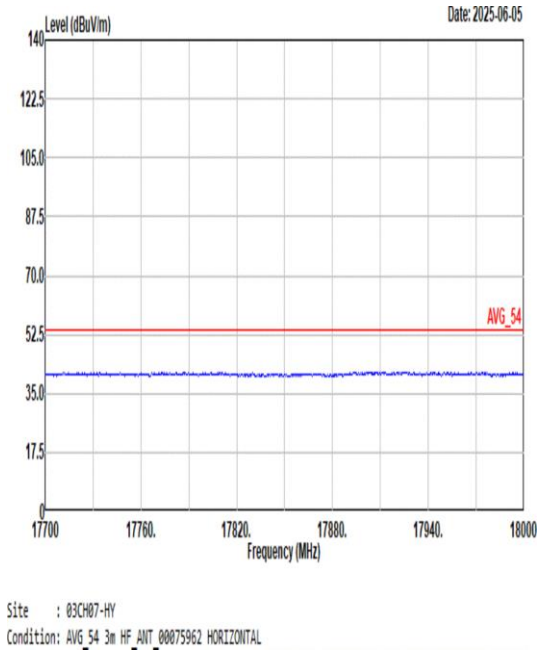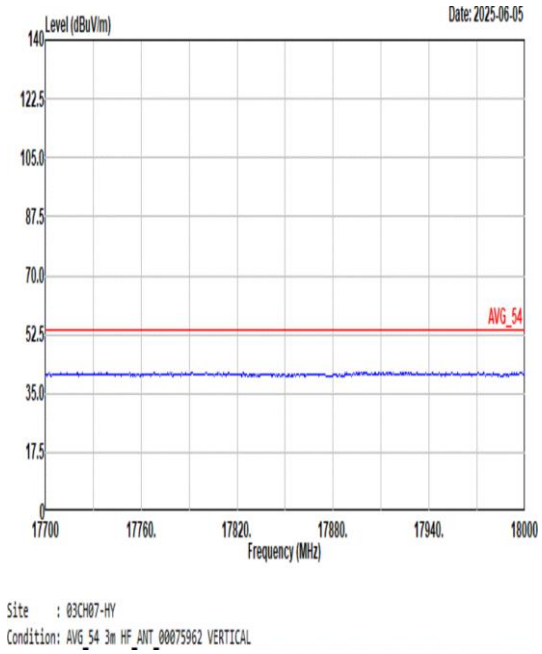
17.7G ~18G Avg