Mode	16	
	Band Edge	
	U-NII-3_5.725-5.85_802.11ax HE20_CH165_Full RU_5825MHz	
ANT	1	
Pol.	Vertical	Fundamental
Peak	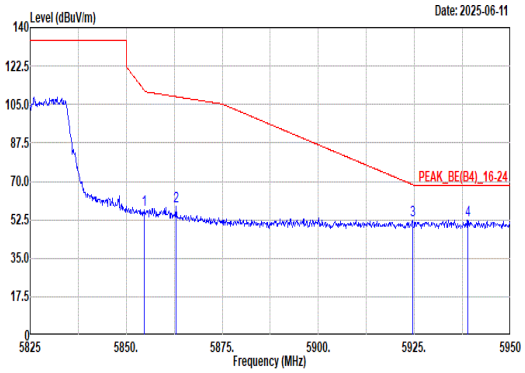 Site : 03CH11-HY Condition: PEAK_BE(B4)_16-24 3m 9120D_01620_240828 VERTICAL : RBW:1000.000kHz VBW:3000.000kHz SWT:Auto Freq Level Limit Line Margin Read Level Ant Factor Cable Loss Preamp Factor Aux Factor APos TPos Remark MHz dBuV/m dBuV/m dB dBuV dB/m dB dB dB cm deg 1 5854.75 57.29 111.37 -54.08 45.87 34.02 10.26 32.86 0.00 110 164 Peak 2 5862.88 58.62 108.59 -49.97 47.16 34.05 10.28 32.87 0.00 110 164 Peak 3 5924.50 52.44 68.57 -16.13 40.65 34.20 10.48 32.89 0.00 110 164 Peak 4 5938.88 52.34 68.20 -15.86 40.52 34.20 10.52 32.90 0.00 110 164 Peak	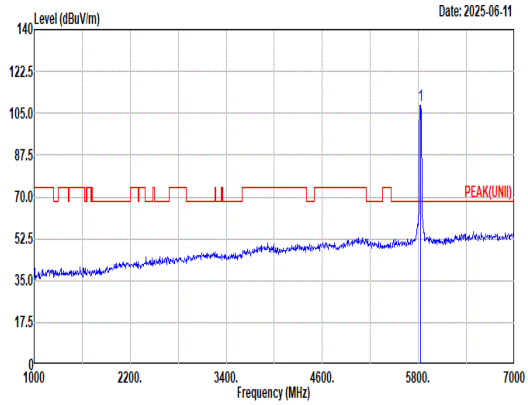 Site : 03CH11-HY Condition: PEAK(UNII) 3m 9120D_01620_240828 VERTICAL : RBW:1000.000kHz VBW:3000.000kHz SWT:Auto Freq Level Limit Line Margin Read Level Ant Factor Cable Loss Preamp Factor Aux Factor APos TPos Remark MHz dBuV/m dBuV/m dB dBuV dB/m dB dB dB cm deg 1 5825.00 108.25 ------ ------ 97.05 33.88 10.18 32.86 0.00 110 164 Peak
Avg	Blank	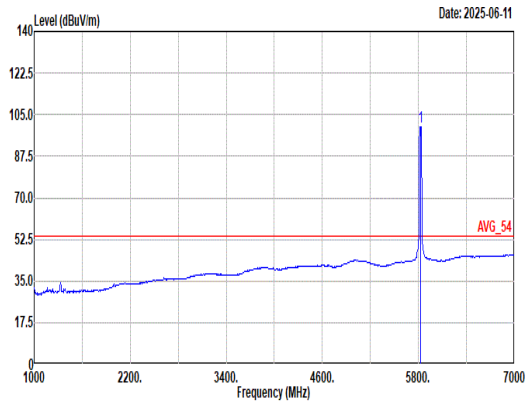 Site : 03CH11-HY Condition: AVG_54 3m 9120D_01620_240828 VERTICAL : RBW:1000.000kHz VBW:0.010kHz SWT:Auto Freq Level Limit Line Margin Read Level Ant Factor Cable Loss Preamp Factor Aux Factor APos TPos Remark MHz dBuV/m dBuV/m dB dBuV dB/m dB dB dB cm deg 1 5825.00 100.03 ------ ------ 88.93 33.81 10.14 32.85 0.00 110 164 Average

Mode	16	
	Harmonic	
	U-NII-3_5.725-5.85_802.11ax HE20_CH165_Full RU_5825MHz	
ANT	1	
Pol.	Horizontal	Vertical
Peak Avg	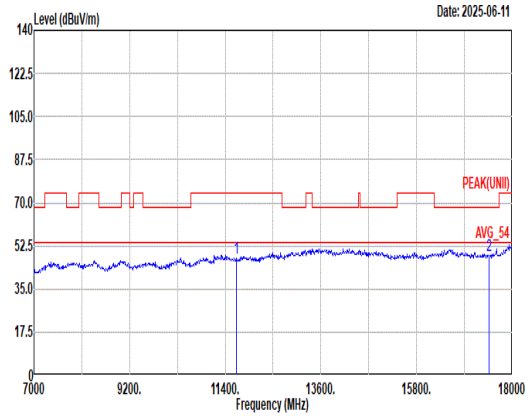 Site : 03CH11-HY Condition: PEAK(UNII) 3m 9120D_01620_240828 HORIZONTAL Freq Level Limit Line Margin Read Level Ant Factor Cable Loss Preamp Factor Aux Factor APos TPos Remark MHz dBuV/m dBuV/m dB dBuV dB/m dB dB dB cm deg 1 11650.00 47.37 74.00 -26.63 57.02 38.40 17.62 66.04 0.37 -- -- Peak 2 17475.00 48.81 68.20 -19.39 54.30 38.50 21.73 66.18 0.46 -- -- Peak	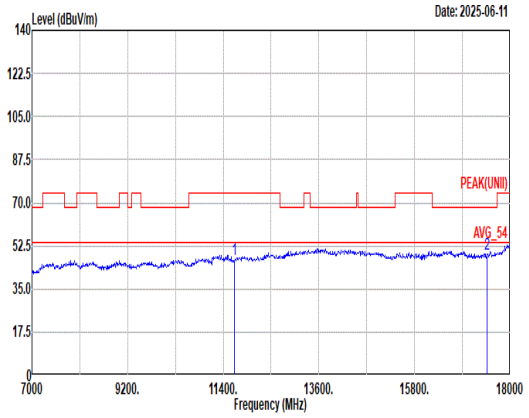 Site : 03CH11-HY Condition: PEAK(UNII) 3m 9120D_01620_240828 VERTICAL Freq Level Limit Line Margin Read Level Ant Factor Cable Loss Preamp Factor Aux Factor APos TPos Remark MHz dBuV/m dBuV/m dB dBuV dB/m dB dB dB cm deg 1 11650.00 47.12 74.00 -26.88 56.77 38.40 17.62 66.04 0.37 -- -- Peak 2 17475.00 49.24 68.20 -18.96 54.73 38.50 21.73 66.18 0.46 -- -- Peak

Mode	16	
	Harmonic	
	U-NII-3_5.725-5.85_802.11ax HE20_CH165_Full RU_5825MHz	
ANT	1	
Pol.	Horizontal	Vertical
14.47G ~14.5G Avg	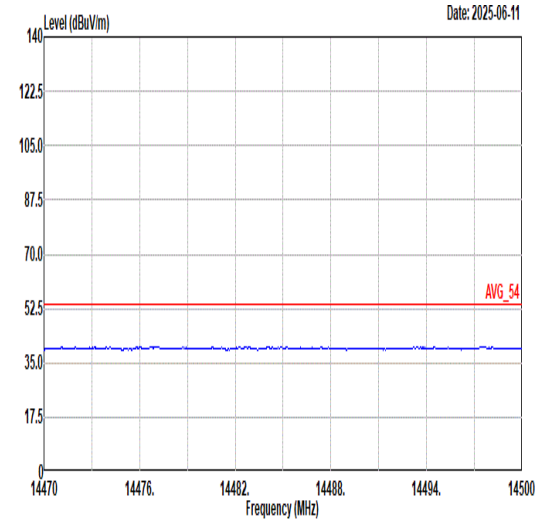 Site : 03CH11-HY Condition: AVG_54 3m 9120D_01620_240828 HORIZONTAL	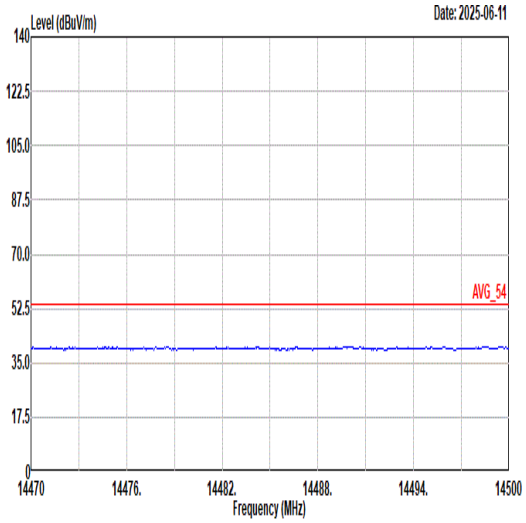 Site : 03CH11-HY Condition: AVG_54 3m 9120D_01620_240828 VERTICAL
17.7G ~18G Avg	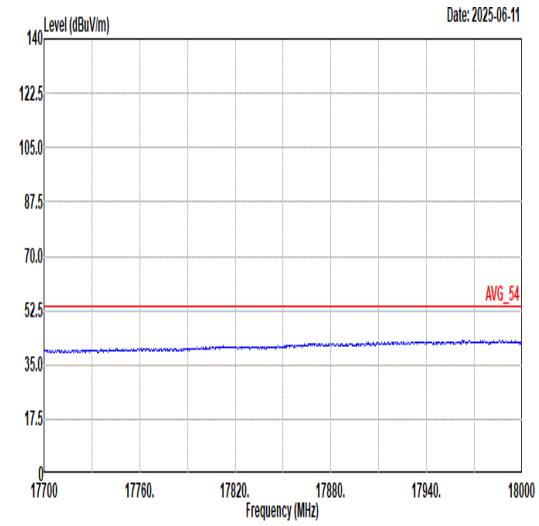 Site : 03CH11-HY Condition: AVG_54 3m 9120D_01620_240828 HORIZONTAL	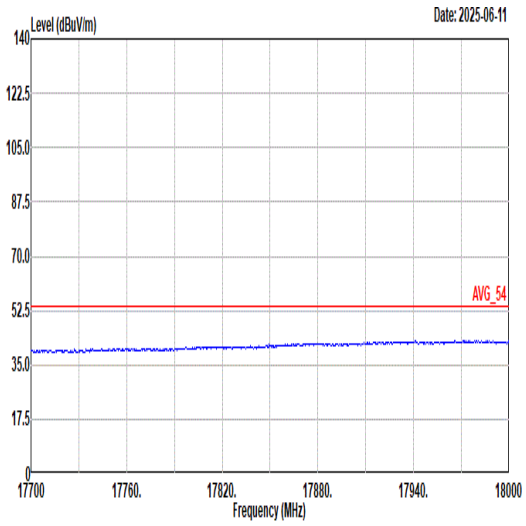 Site : 03CH11-HY Condition: AVG_54 3m 9120D_01620_240828 VERTICAL

Mode	17	
	Band Edge	
	U-NII-3_5.725-5.85_802.11ax HE20_CH165_Partial RU 26/8_5825MHz	
ANT	1	
Pol.	Horizontal	Fundamental
Peak	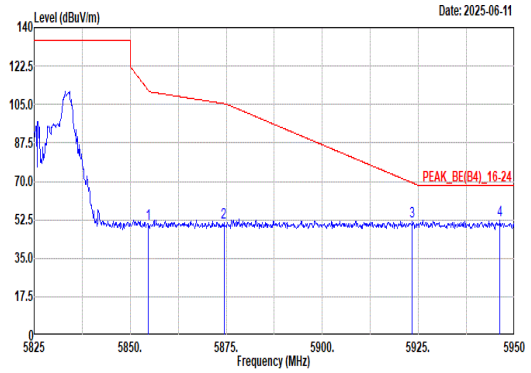 Site : 03CH11-HY Condition: PEAK_BE(B4)_16-24 3m 9120D_01620_240828 HORIZONTAL : RBW:1000.000kHz VBW:3000.000kHz SWT:Auto Freq Level Limit Line Margin Read Level Ant Factor Cable Loss Preamp Factor Aux Factor APos TPos Remark 1 5854.75 50.71 111.37 -60.66 39.29 34.02 10.26 32.86 0.00 100 76 Peak 2 5874.38 51.28 105.37 -54.09 39.73 34.10 10.32 32.87 0.00 100 76 Peak 3 5923.38 51.94 69.40 -17.46 40.16 34.20 10.47 32.89 0.00 100 76 Peak 4 5946.25 52.56 68.20 -15.64 40.71 34.20 10.55 32.90 0.00 100 76 Peak	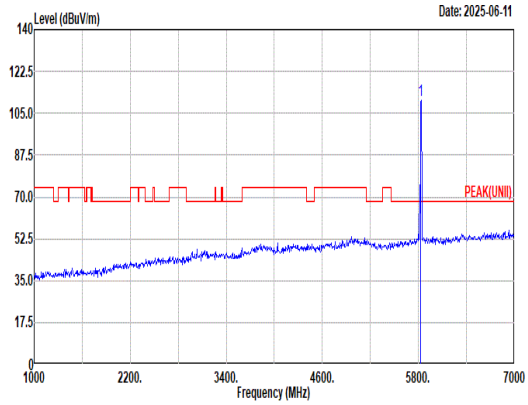 Site : 03CH11-HY Condition: PEAK(UNII) 3m 9120D_01620_240828 HORIZONTAL : RBW:1000.000kHz VBW:3000.000kHz SWT:Auto Freq Level Limit Line Margin Read Level Ant Factor Cable Loss Preamp Factor Aux Factor APos TPos Remark 1 5825.00 110.17 ------ ------ 98.91 33.92 10.20 32.86 0.00 100 76 Peak
Avg	Blank	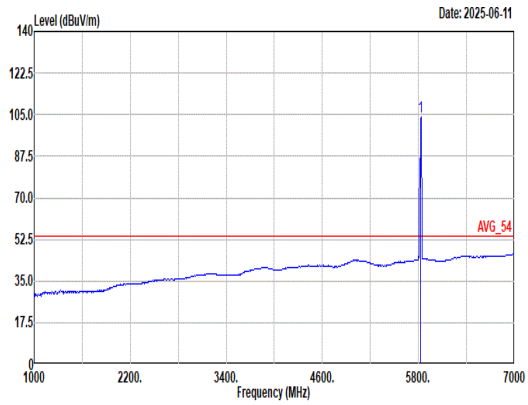 Site : 03CH11-HY Condition: AVG_54 3m 9120D_01620_240828 HORIZONTAL : RBW:1000.000kHz VBW:0.010kHz SWT:Auto Freq Level Limit Line Margin Read Level Ant Factor Cable Loss Preamp Factor Aux Factor APos TPos Remark 1 5825.00 103.96 ------ ------ 92.70 33.92 10.20 32.86 0.00 100 76 Average

Mode	17	
	Band Edge	
	U-NII-3_5.725-5.85_802.11ax HE20_CH165_Partial RU 26/8_5825MHz	
ANT	1	
Pol.	Vertical	Fundamental
Peak	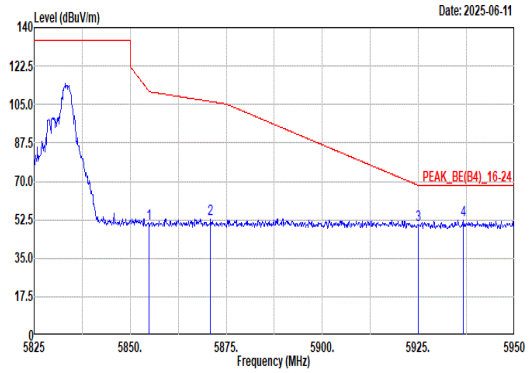 Site : 03CH11-HY Condition: PEAK_BE(B4)_16-24 3m 9120D_01620_240828 VERTICAL : RBW:1000.000kHz VBW:3000.000kHz SWT:Auto Freq Level Limit Line Margin Read Level Ant Factor Cable Loss Preamp Factor Aux Factor APos TPos Remark MHz dBuV/m dBuV/m dB dBuV dB/m dB dB dB cm deg 1 5854.88 50.97 111.08 -60.11 39.55 34.02 10.26 32.86 0.00 100 164 Peak 2 5870.88 53.07 106.35 -53.28 41.55 34.08 10.31 32.87 0.00 100 164 Peak 3 5925.00 50.30 68.20 -17.90 38.51 34.20 10.48 32.89 0.00 100 164 Peak 4 5936.63 52.38 68.20 -15.82 40.56 34.20 10.52 32.90 0.00 100 164 Peak	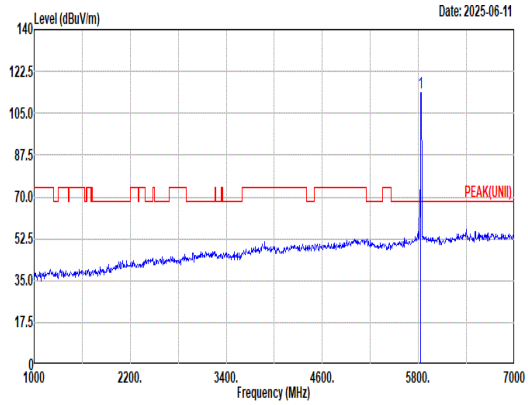 Site : 03CH11-HY Condition: PEAK(UNII) 3m 9120D_01620_240828 VERTICAL : RBW:1000.000kHz VBW:3000.000kHz SWT:Auto Freq Level Limit Line Margin Read Level Ant Factor Cable Loss Preamp Factor Aux Factor APos TPos Remark MHz dBuV/m dBuV/m dB dBuV dB/m dB dB dB cm deg 1 5825.00 113.44 ------ ------ 102.18 33.92 10.20 32.86 0.00 100 164 Peak
Avg	Blank	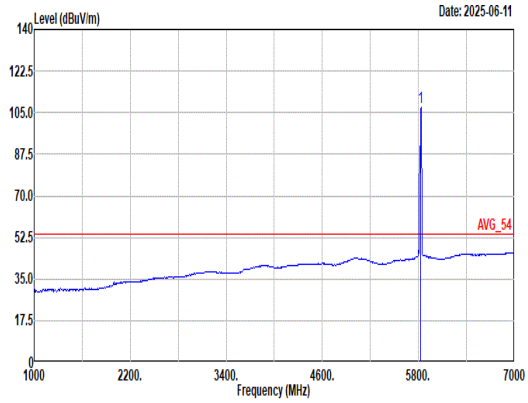 Site : 03CH11-HY Condition: AVG_54 3m 9120D_01620_240828 VERTICAL : RBW:1000.000kHz VBW:0.010kHz SWT:Auto Freq Level Limit Line Margin Read Level Ant Factor Cable Loss Preamp Factor Aux Factor APos TPos Remark MHz dBuV/m dBuV/m dB dBuV dB/m dB dB dB cm deg 1 5825.00 106.99 ------ ------ 95.73 33.92 10.20 32.86 0.00 100 164 Average

Mode	17	
	Harmonic	
	U-NII-3_5.725-5.85_802.11ax HE20_CH165_Partial RU 26/8_5825MHz	
ANT	1	
Pol.	Horizontal	Vertical
Peak Avg	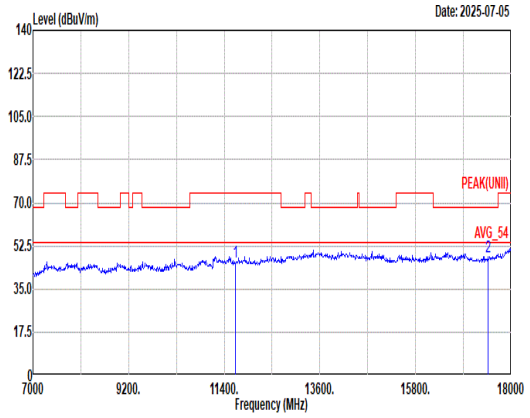 Site : 03CH11-HY Condition: PEAK(UNII) 3m 9120D_01620_240828 HORIZONTAL Freq Level Limit Line Margin Read Level Ant Factor Cable Loss Preamp Factor Aux Factor APos TPos Remark MHz dBuV/m dBuV/m dB dBuV dB/m dB dB dB cm deg 1 11650.00 45.92 74.00 -28.08 55.57 38.40 17.62 66.04 0.37 -- -- Peak 2 17475.00 47.86 68.20 -20.34 53.35 38.50 21.73 66.18 0.46 -- -- Peak	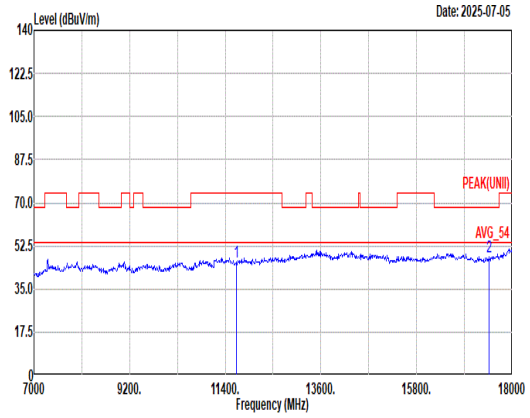 Site : 03CH11-HY Condition: PEAK(UNII) 3m 9120D_01620_240828 VERTICAL Freq Level Limit Line Margin Read Level Ant Factor Cable Loss Preamp Factor Aux Factor APos TPos Remark MHz dBuV/m dBuV/m dB dBuV dB/m dB dB dB cm deg 1 11650.00 45.80 74.00 -28.20 55.45 38.40 17.62 66.04 0.37 -- -- Peak 2 17475.00 48.18 68.20 -20.02 53.67 38.50 21.73 66.18 0.46 -- -- Peak

Mode	17	
	Harmonic	
	U-NII-3_5.725-5.85_802.11ax HE20_CH165_Partial RU 26/8_5825MHz	
ANT	1	
Pol.	Horizontal	Vertical
14.47G ~14.5G Avg	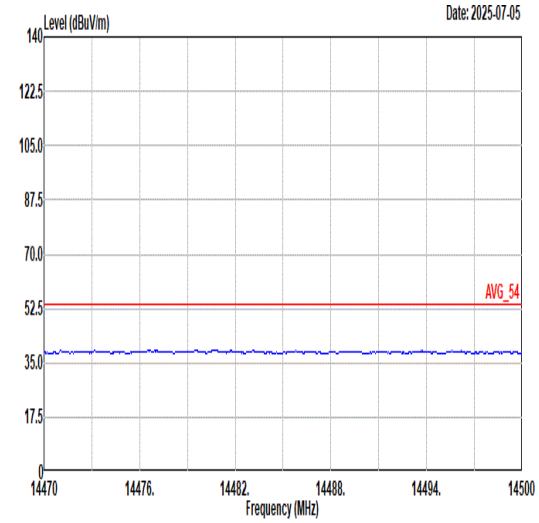 Site : 03CH11-HY Condition: AVG_54 3m 9120D_01620_240828 HORIZONTAL	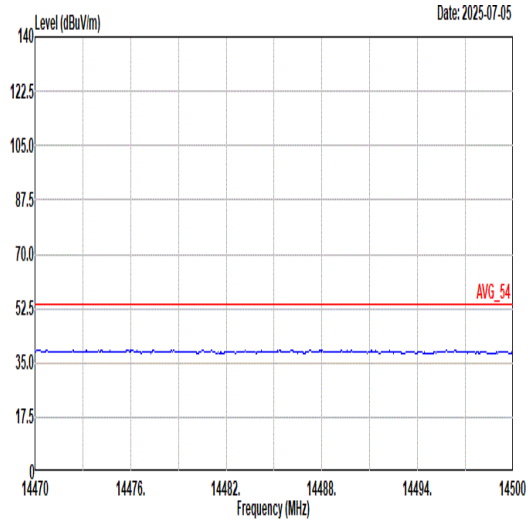 Site : 03CH11-HY Condition: AVG_54 3m 9120D_01620_240828 VERTICAL
17G ~18G Avg	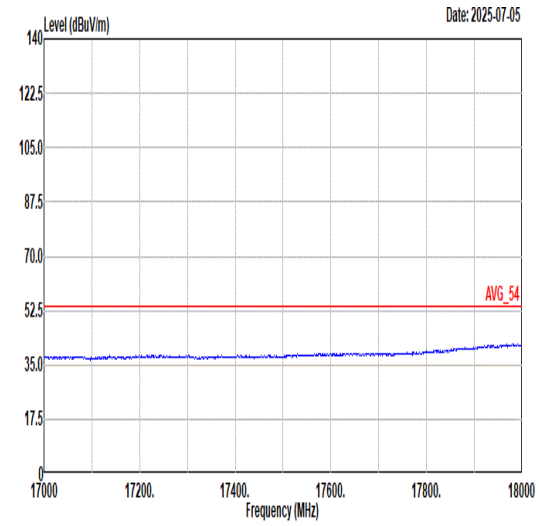 Site : 03CH11-HY Condition: AVG_54 3m 9120D_01620_240828 HORIZONTAL	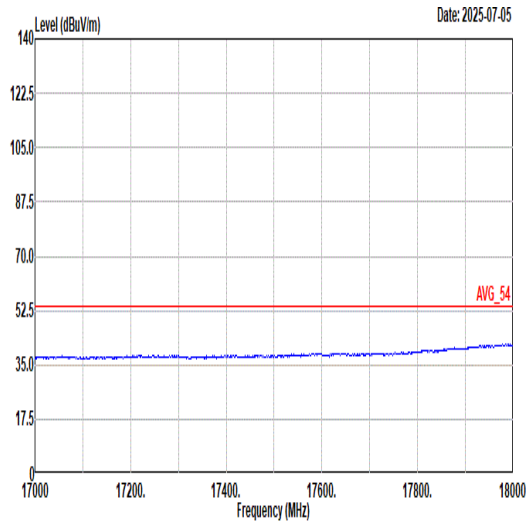 Site : 03CH11-HY Condition: AVG_54 3m 9120D_01620_240828 VERTICAL

Mode	18	
	Band Edge	
	U-NII-3_5.725-5.85_802.11ax HE20_CH165_Partial RU 52/40_5825MHz	
ANT	1	
Pol.	Horizontal	Fundamental
Peak	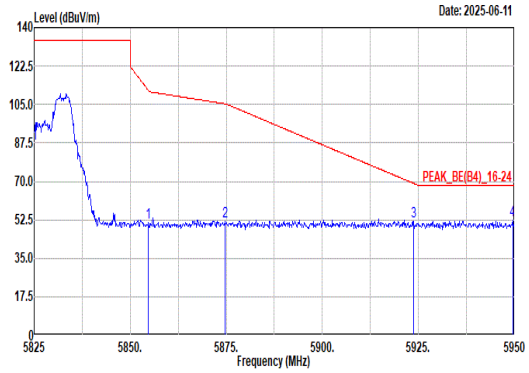 Site : 03CH11-HY Condition: PEAK_BE(B4)_16-24 3m 9120D_01620_240828 HORIZONTAL : RBW:1000.000kHz VBW:3000.000kHz SWT:Auto 1 5854.75 51.23 111.37 -60.14 39.81 34.02 10.26 32.86 0.00 100 63 Peak 2 5874.75 51.89 105.27 -53.38 40.34 34.10 10.32 32.87 0.00 100 63 Peak 3 5923.75 51.65 69.12 -17.47 39.86 34.20 10.48 32.89 0.00 100 63 Peak 4 5949.50 52.07 68.20 -16.13 40.21 34.20 10.56 32.90 0.00 100 63 Peak	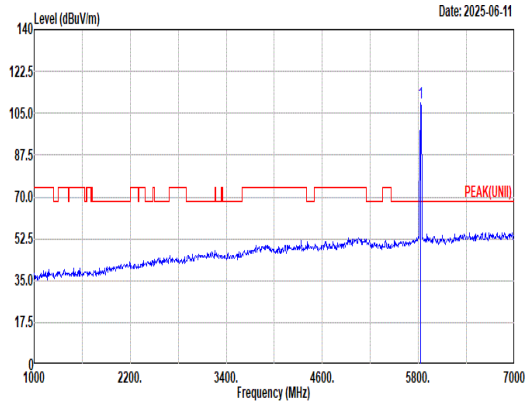 Site : 03CH11-HY Condition: PEAK(UNII) 3m 9120D_01620_240828 HORIZONTAL : RBW:1000.000kHz VBW:3000.000kHz SWT:Auto 1 5825.00 109.34 ------ ------ 98.14 33.88 10.18 32.86 0.00 100 63 Peak
Avg	Blank	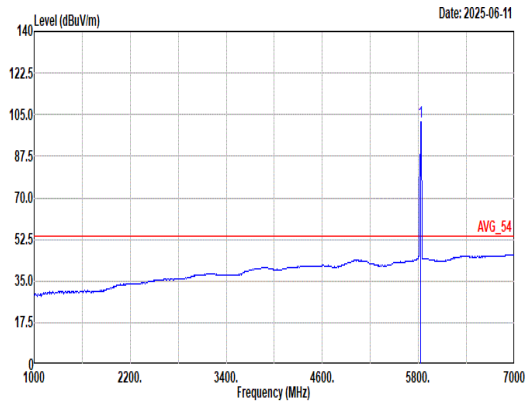 Site : 03CH11-HY Condition: AVG_54 3m 9120D_01620_240828 HORIZONTAL : RBW:1000.000kHz VBW:0.010kHz SWT:Auto 1 5825.00 102.23 ------ ------ 90.97 33.92 10.20 32.86 0.00 100 63 Average

Mode	18	
	Band Edge	
	U-NII-3_5.725-5.85_802.11ax HE20_CH165_Partial RU 52/40_5825MHz	
ANT	1	
Pol.	Vertical	Fundamental
Peak	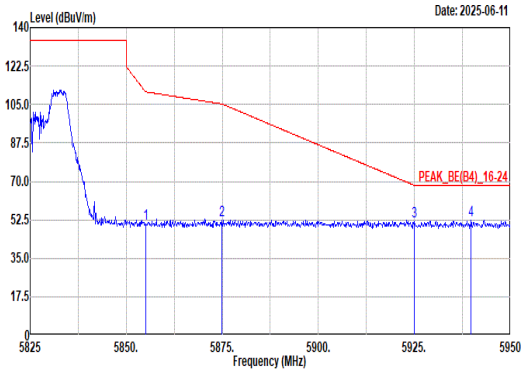 Site : 03CH11-HY Condition: PEAK_BE(B4)_16-24 3m 9120D_01620_240828 VERTICAL : RBW:1000.000kHz VBW:3000.000kHz SWT:Auto Freq Level Limit Line Margin Read Level Ant Factor Cable Loss Preamp Factor Aux Factor APos TPos Remark MHz dBuV/m dBuV/m dB dBuV dB/m dB dB dB cm deg 1 5855.00 50.53 110.80 -60.27 39.11 34.02 10.26 32.86 0.00 100 164 Peak 2 5874.88 52.10 105.23 -53.13 40.55 34.10 10.32 32.87 0.00 100 164 Peak 3 5925.00 51.66 68.20 -16.54 39.87 34.20 10.48 32.89 0.00 100 164 Peak 4 5939.75 52.44 68.20 -15.76 40.61 34.20 10.53 32.90 0.00 100 164 Peak	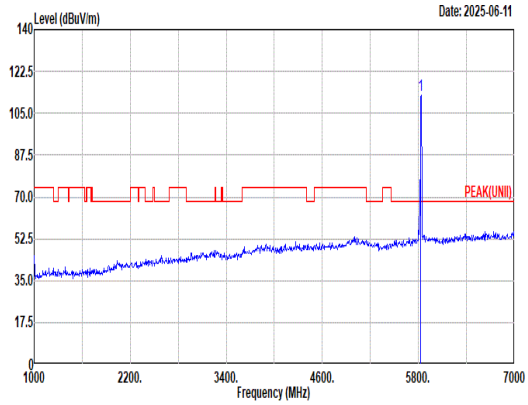 Site : 03CH11-HY Condition: PEAK(UNII) 3m 9120D_01620_240828 VERTICAL : RBW:1000.000kHz VBW:3000.000kHz SWT:Auto Freq Level Limit Line Margin Read Level Ant Factor Cable Loss Preamp Factor Aux Factor APos TPos Remark MHz dBuV/m dBuV/m dB dBuV dB/m dB dB dB cm deg 1 5825.00 112.75 ------ ------ 101.49 33.92 10.20 32.86 0.00 100 164 Peak
Avg	Blank	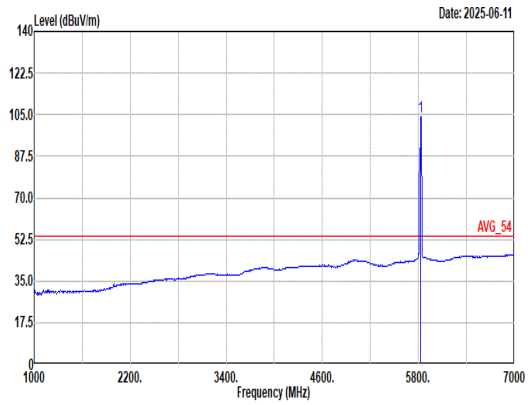 Site : 03CH11-HY Condition: AVG_54 3m 9120D_01620_240828 VERTICAL : RBW:1000.000kHz VBW:0.010kHz SWT:Auto Freq Level Limit Line Margin Read Level Ant Factor Cable Loss Preamp Factor Aux Factor APos TPos Remark MHz dBuV/m dBuV/m dB dBuV dB/m dB dB dB cm deg 1 5825.00 104.00 ------ ------ 92.74 33.92 10.20 32.86 0.00 100 164 Average

Mode	19	
	Band Edge	
	U-NII-3_5.725-5.85_802.11ax HE20_CH165_Partial RU 106/54_5825MHz	
ANT	1	
Pol.	Horizontal	Fundamental
Peak	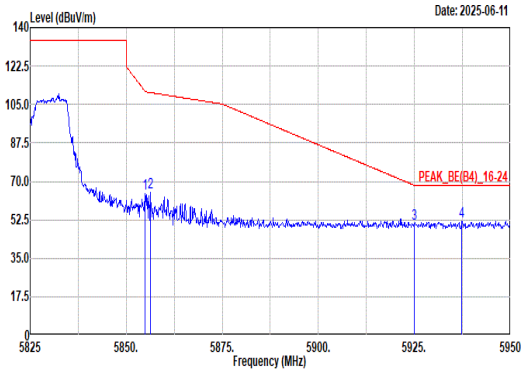 Site : 03CH11-HY Condition: PEAK_BE(B4)_16-24 3m 9120D_01620_240828 HORIZONTAL : RBW:1000.000kHz VBW:3000.000kHz SWT:Auto Freq Level Limit Line Margin Read Level Ant Factor Cable Loss Preamp Factor Aux Factor APos TPos Remark 1 5854.88 64.33 111.08 -46.75 52.91 34.02 10.26 32.86 0.00 100 65 Peak 2 5856.25 64.78 110.45 -45.67 53.36 34.03 10.26 32.87 0.00 100 65 Peak 3 5924.88 50.68 68.29 -17.61 38.89 34.20 10.48 32.89 0.00 100 65 Peak 4 5937.38 52.04 68.20 -16.16 40.22 34.20 10.52 32.90 0.00 100 65 Peak	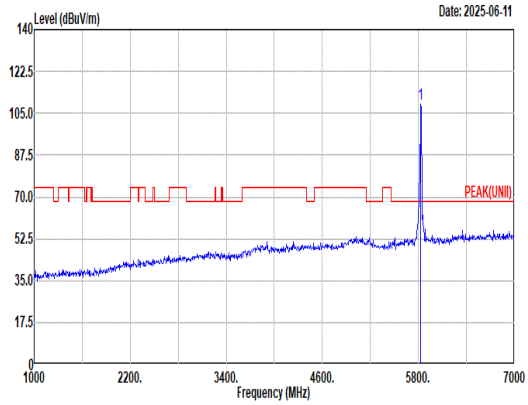 Site : 03CH11-HY Condition: PEAK(UNII) 3m 9120D_01620_240828 HORIZONTAL : RBW:1000.000kHz VBW:3000.000kHz SWT:Auto Freq Level Limit Line Margin Read Level Ant Factor Cable Loss Preamp Factor Aux Factor APos TPos Remark 1 5825.00 108.62 ------ ------ 97.42 33.88 10.18 32.86 0.00 100 65 Peak
Avg	Blank	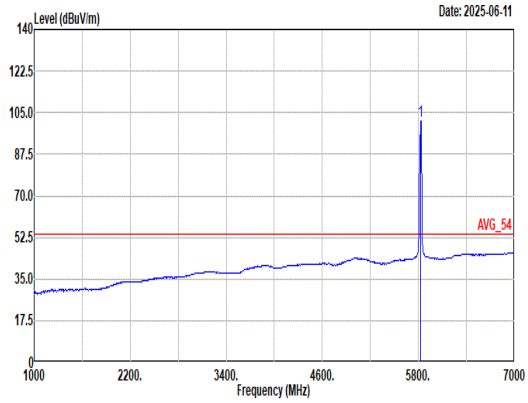 Site : 03CH11-HY Condition: AVG_54 3m 9120D_01620_240828 HORIZONTAL : RBW:1000.000kHz VBW:0.010kHz SWT:Auto Freq Level Limit Line Margin Read Level Ant Factor Cable Loss Preamp Factor Aux Factor APos TPos Remark 1 5825.00 101.62 ------ ------ 90.36 33.92 10.20 32.86 0.00 100 65 Average

Mode	19	
	Band Edge	
	U-NII-3_5.725-5.85_802.11ax HE20_CH165_Partial RU 106/54_5825MHz	
ANT	1	
Pol.	Vertical	Fundamental
Peak	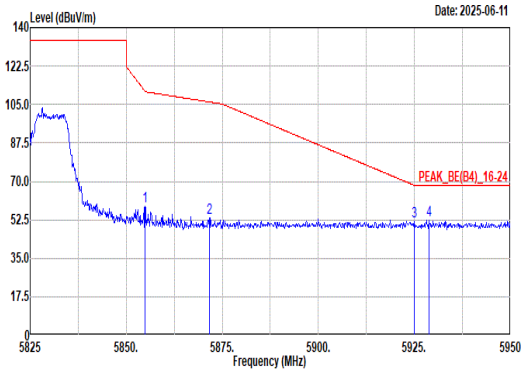 Site : 03CH11-HY Condition: PEAK_BE(B4)_16-24 3m 9120D_01620_240828 VERTICAL : RBW:1000.000kHz VBW:3000.000kHz SWT:Auto Freq Level Limit Line Margin Read Level Ant Factor Cable Loss Preamp Factor Aux Factor APos TPos Remark MHz dBuV/m dBuV/m dB dBuV dB/m dB dB dB cm deg 1 5854.88 58.82 111.08 -52.26 47.40 34.02 10.26 32.86 0.00 100 340 Peak 2 5871.63 53.28 106.14 -52.86 41.75 34.09 10.31 32.87 0.00 100 340 Peak 3 5924.88 51.73 68.29 -16.56 39.94 34.20 10.48 32.89 0.00 100 340 Peak 4 5928.75 52.22 68.20 -15.98 40.42 34.20 10.49 32.89 0.00 100 340 Peak	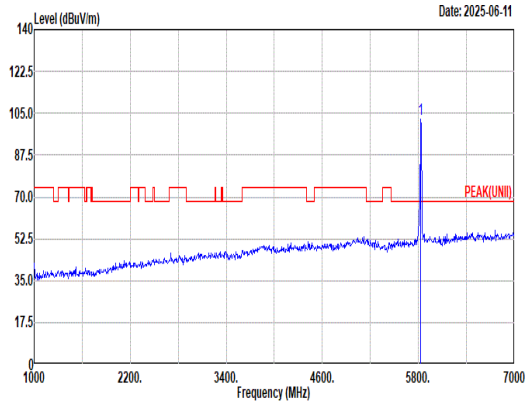 Site : 03CH11-HY Condition: PEAK(UNII) 3m 9120D_01620_240828 VERTICAL : RBW:1000.000kHz VBW:3000.000kHz SWT:Auto Freq Level Limit Line Margin Read Level Ant Factor Cable Loss Preamp Factor Aux Factor APos TPos Remark MHz dBuV/m dBuV/m dB dBuV dB/m dB dB dB cm deg 1 5825.00 102.28 ------ ------ 91.08 33.88 10.18 32.86 0.00 100 340 Peak
Avg	Blank	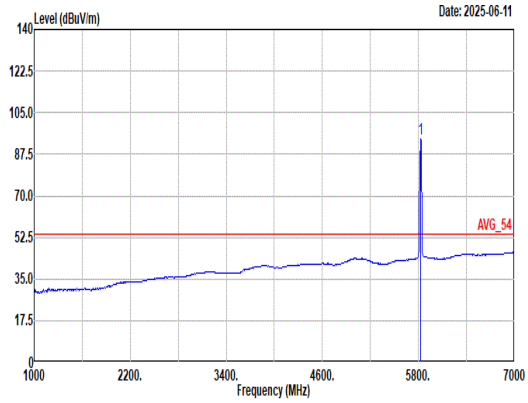 Site : 03CH11-HY Condition: AVG_54 3m 9120D_01620_240828 VERTICAL : RBW:1000.000kHz VBW:0.010kHz SWT:Auto Freq Level Limit Line Margin Read Level Ant Factor Cable Loss Preamp Factor Aux Factor APos TPos Remark MHz dBuV/m dBuV/m dB dBuV dB/m dB dB dB cm deg 1 5825.00 94.16 ------ ------ 82.96 33.88 10.18 32.86 0.00 100 340 Average

Mode	20	
	Band Edge - L	
	U-NII-3_5.725-5.85_802.11ax HE40_CH151_Full RU_5755MHz	
ANT	1	
Pol.	Horizontal	Fundamental
Peak	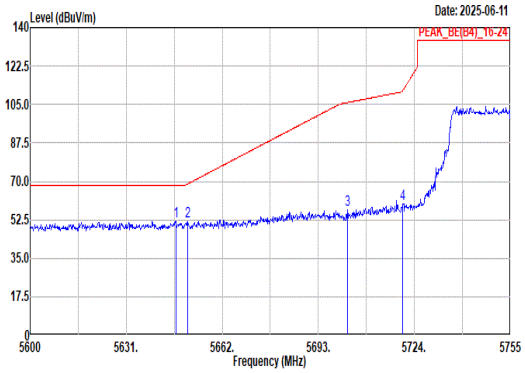 Site : 03CH11-HY Condition: PEAK_BE(B4)_16-24 3m 9120D_01620_240828 HORIZONTAL : RBW:1000.000kHz VBW:3000.000kHz SWT:Auto Freq Level Limit Line Margin Read Level Ant Factor Cable Loss Preamp Factor Aux Factor APos TPos Remark MHz dBuV/m dBuV/m dB dBuV dB/m dB dB dB cm deg 1 5646.97 51.89 68.20 -16.31 41.35 32.99 10.34 32.79 0.00 100 55 Peak 2 5650.84 51.62 68.82 -17.20 41.07 33.01 10.33 32.79 0.00 100 55 Peak 3 5702.46 56.90 105.89 -48.99 46.06 33.40 10.25 32.81 0.00 100 55 Peak 4 5720.28 59.76 111.44 -51.68 48.91 33.44 10.22 32.81 0.00 100 55 Peak	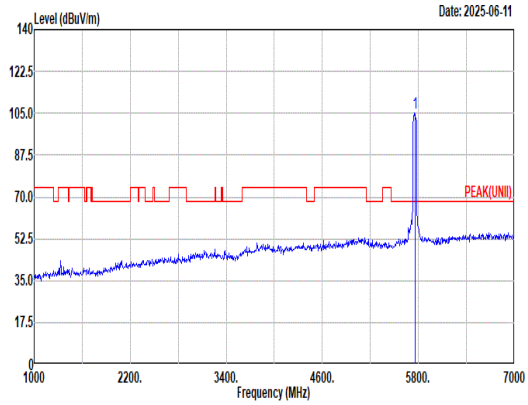 Site : 03CH11-HY Condition: PEAK(UNII) 3m 9120D_01620_240828 HORIZONTAL : RBW:1000.000kHz VBW:3000.000kHz SWT:Auto Freq Level Limit Line Margin Read Level Ant Factor Cable Loss Preamp Factor Aux Factor APos TPos Remark MHz dBuV/m dBuV/m dB dBuV dB/m dB dB dB cm deg 1 5755.00 104.94 ------ ------ 94.10 33.49 10.17 32.82 0.00 100 55 Peak
Avg	Blank	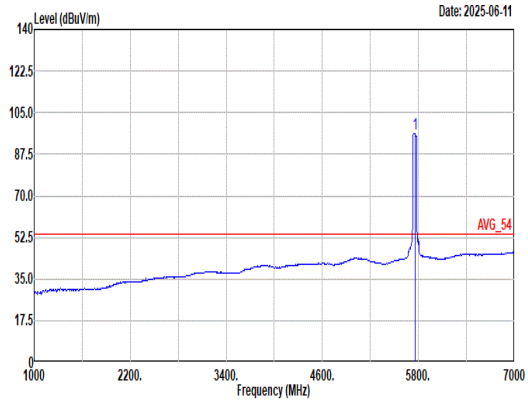 Site : 03CH11-HY Condition: AVG_54 3m 9120D_01620_240828 HORIZONTAL : RBW:1000.000kHz VBW:0.010kHz SWT:Auto Freq Level Limit Line Margin Read Level Ant Factor Cable Loss Preamp Factor Aux Factor APos TPos Remark MHz dBuV/m dBuV/m dB dBuV dB/m dB dB dB cm deg 1 5755.00 96.28 ------ ------ 85.43 33.53 10.15 32.83 0.00 100 55 Average

Mode	20	
	Band Edge - R	
	U-NII-3_5.725-5.85_802.11ax HE40_CH151_Full RU_5755MHz	
ANT	1	
Pol.	Horizontal	Fundamental
Peak	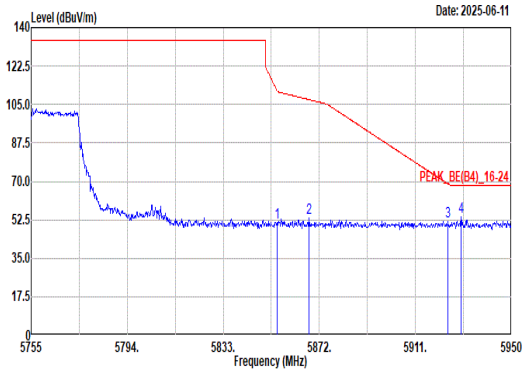 Site : 03CH11-HY Condition: PEAK_BE(B4)_16-24 3m 9120D_01620_240828 HORIZONTAL : RBW:1000.000kHz VBW:3000.000kHz SWT:Auto Freq Level Limit Line Margin Read Level Ant Factor Cable Loss Preamp Factor Aux Factor APos TPos Remark MHz dBuV/m dBuV/m dB dBuV dB/m dB dB dB cm deg 1 5854.84 51.12 111.16 -60.04 39.70 34.02 10.26 32.86 0.00 100 55 Peak 2 5867.91 53.14 107.18 -54.04 41.64 34.07 10.30 32.87 0.00 100 55 Peak 3 5924.26 51.57 68.75 -17.18 39.78 34.20 10.48 32.89 0.00 100 55 Peak 4 5929.53 53.75 68.20 -14.45 41.95 34.20 10.49 32.89 0.00 100 55 Peak	Blank

Mode	20	
	Band Edge - L	
	U-NII-3_5.725-5.85_802.11ax HE40_CH151_Full RU_5755MHz	
ANT	1	
Pol.	Vertical	Fundamental
Peak	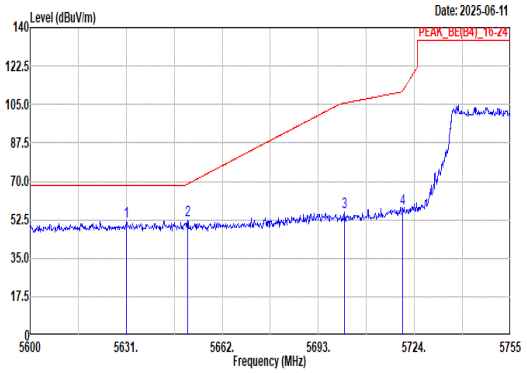 Site : 03CH11-HY Condition: PEAK_BE(B4)_16-24 3m 9120D_01620_240828 VERTICAL : RBW:1000.000kHz VBW:3000.000kHz SWT:Auto Freq Level Limit Line Margin Read Level Ant Factor Cable Loss Preamp Factor Aux Factor APos TPos Remark MHz dBuV/m dBuV/m dB dBuV dB/m dB dB dB cm deg 1 5631.16 51.98 68.20 -16.22 41.47 32.92 10.37 32.78 0.00 128 163 Peak 2 5650.84 52.29 68.82 -16.53 41.74 33.01 10.33 32.79 0.00 128 163 Peak 3 5701.37 56.18 105.58 -49.40 45.34 33.40 10.25 32.81 0.00 128 163 Peak 4 5720.13 57.75 111.09 -53.34 46.90 33.44 10.22 32.81 0.00 128 163 Peak	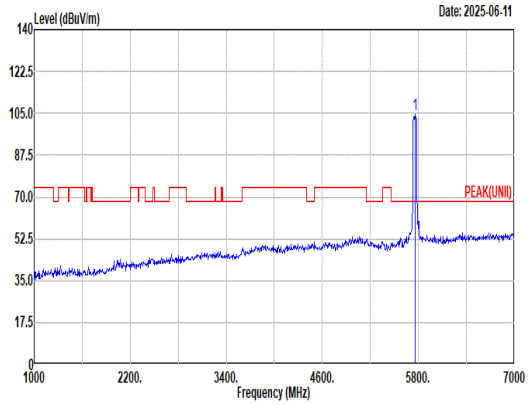 Site : 03CH11-HY Condition: PEAK(UNII) 3m 9120D_01620_240828 VERTICAL : RBW:1000.000kHz VBW:3000.000kHz SWT:Auto Freq Level Limit Line Margin Read Level Ant Factor Cable Loss Preamp Factor Aux Factor APos TPos Remark MHz dBuV/m dBuV/m dB dBuV dB/m dB dB dB cm deg 1 5755.00 104.47 ------ ------ 93.60 33.56 10.14 32.83 0.00 128 163 Peak
Avg	Blank	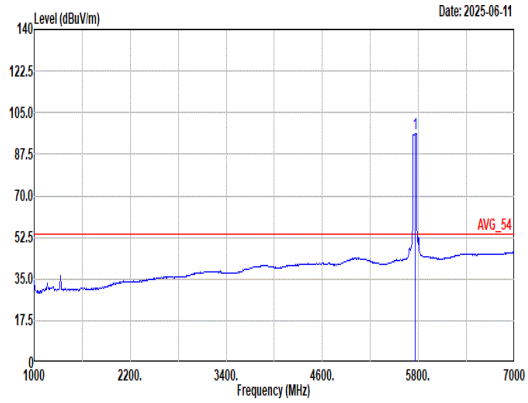 Site : 03CH11-HY Condition: AVG_54 3m 9120D_01620_240828 VERTICAL : RBW:1000.000kHz VBW:0.010kHz SWT:Auto Freq Level Limit Line Margin Read Level Ant Factor Cable Loss Preamp Factor Aux Factor APos TPos Remark MHz dBuV/m dBuV/m dB dBuV dB/m dB dB dB cm deg 1 5755.00 96.19 ------ ------ 85.31 33.58 10.13 32.83 0.00 128 163 Average

Mode	20	
	Band Edge - R	
	U-NII-3_5.725-5.85_802.11ax HE40_CH151_Full RU_5755MHz	
ANT	1	
Pol.	Vertical	Fundamental
Peak	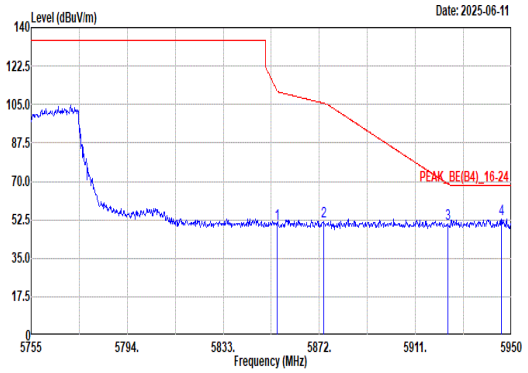 Site : 03CH11-HY Condition: PEAK_BE(B4)_16-24 3m 9120D_01620_240828 VERTICAL : RBW:1000.000kHz VBW:3000.000kHz SWT:Auto Freq Level Limit Line Margin Read Level Ant Factor Cable Loss Preamp Factor Aux Factor APos TPos Remark MHz dBuV/m dBuV/m dB dBuV dB/m dB dB dB cm deg 1 5854.84 50.66 111.16 -60.50 39.24 34.02 10.26 32.86 0.00 128 163 Peak 2 5873.76 51.66 105.55 -53.89 40.11 34.10 10.32 32.87 0.00 128 163 Peak 3 5924.26 50.71 68.75 -18.04 38.92 34.20 10.48 32.89 0.00 128 163 Peak 4 5945.91 52.97 68.20 -15.23 41.12 34.20 10.55 32.90 0.00 128 163 Peak	Blank

Mode	20	
	Harmonic	
	U-NII-3_5.725-5.85_802.11ax HE40_CH151_Full RU_5755MHz	
ANT	1	
Pol.	Horizontal	Vertical
Peak Avg	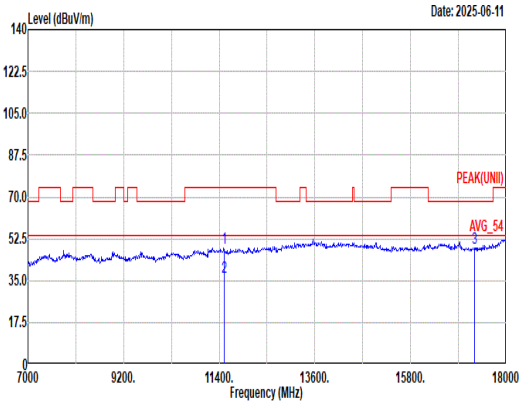 Site : 03CH11-HY Condition: PEAK(UNII) 3m 9120D_01620_240828 HORIZONTAL Freq Level Limit Line Margin Read Level Ant Factor Cable Loss Preamp Factor Aux Factor APos TPos Remark MHz dBuV/m dBuV/m dB dBuV dB/m dB dB dB cm deg 1 11510.00 48.36 74.00 -25.64 57.65 38.96 17.49 66.10 0.36 -- -- Peak 2 11510.00 36.64 54.00 -17.36 45.93 38.96 17.49 66.10 0.36 -- -- average 3 17265.00 48.78 68.20 -19.42 54.35 38.40 21.60 66.01 0.44 -- -- Peak	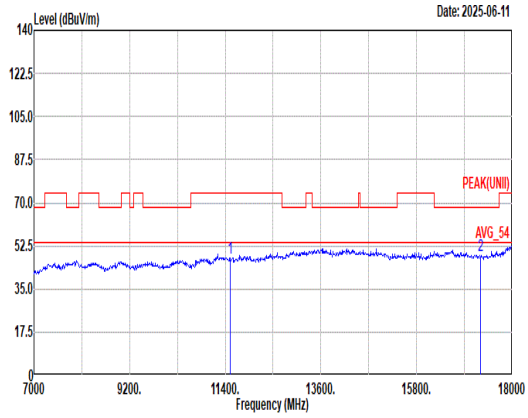 Site : 03CH11-HY Condition: PEAK(UNII) 3m 9120D_01620_240828 VERTICAL Freq Level Limit Line Margin Read Level Ant Factor Cable Loss Preamp Factor Aux Factor APos TPos Remark MHz dBuV/m dBuV/m dB dBuV dB/m dB dB dB cm deg 1 11510.00 47.48 74.00 -26.52 56.77 38.96 17.49 66.10 0.36 -- -- Peak 2 17265.00 48.38 68.20 -19.82 53.95 38.40 21.60 66.01 0.44 -- -- Peak

Mode	20	
	Harmonic	
	U-NII-3_5.725-5.85_802.11ax HE40_CH151_Full RU_5755MHz	
ANT	1	
Pol.	Horizontal	Vertical
14.47G ~14.5G Avg	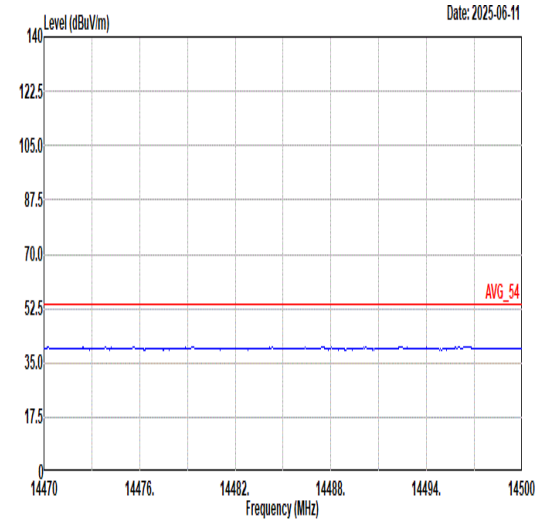 Site : 03CH11-HY Condition: AVG_54 3m 9120D_01620_240828 HORIZONTAL	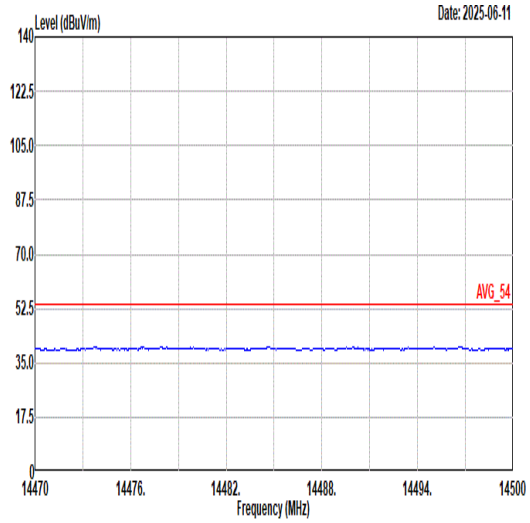 Site : 03CH11-HY Condition: AVG_54 3m 9120D_01620_240828 VERTICAL
17.7G ~18G Avg	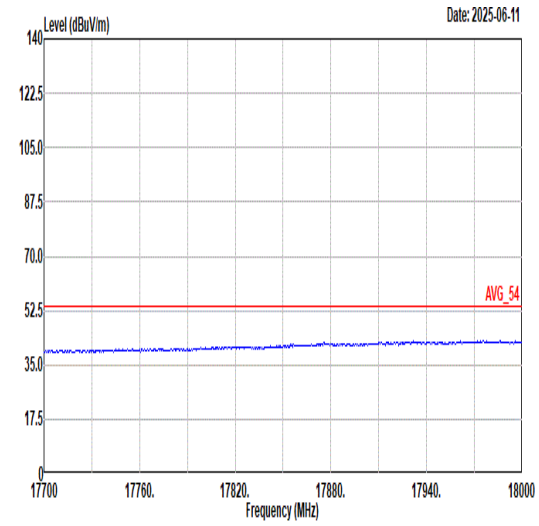 Site : 03CH11-HY Condition: AVG_54 3m 9120D_01620_240828 HORIZONTAL	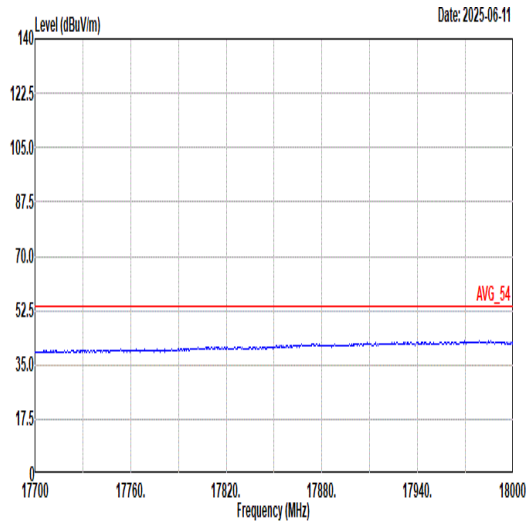 Site : 03CH11-HY Condition: AVG_54 3m 9120D_01620_240828 VERTICAL

Mode	21	
	Band Edge - L	
	U-NII-3_5.725-5.85_802.11ax HE40_CH159_Full RU_5795MHz	
ANT	1	
Pol.	Horizontal	Fundamental
Peak	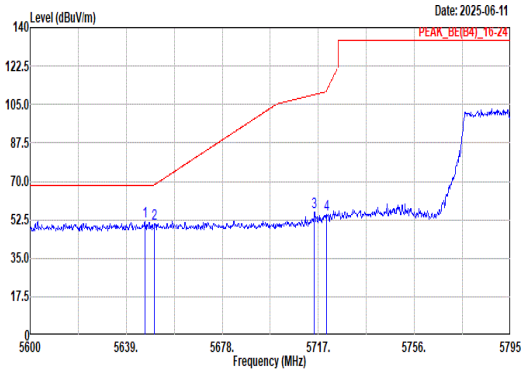 Site : 03CH11-HY Condition: PEAK_BE(B4)_16-24 3m 9120D_01620_240828 HORIZONTAL : RBW:1000.000kHz VBW:3000.000kHz SWT:Auto Freq Level Limit Line Margin Read Level Ant Factor Cable Loss Preamp Factor Aux Factor APos TPos Remark MHz dBuV/m dBuV/m dB dBuV dB/m dB dB dB cm deg 1 5646.61 51.83 68.20 -16.37 41.29 32.99 10.34 32.79 0.00 100 56 Peak 2 5650.51 50.90 68.58 -17.68 40.36 33.00 10.33 32.79 0.00 100 56 Peak 3 5715.44 56.06 109.52 -53.46 45.22 33.43 10.22 32.81 0.00 100 56 Peak 4 5720.32 55.08 111.52 -56.44 44.23 33.44 10.22 32.81 0.00 100 56 Peak	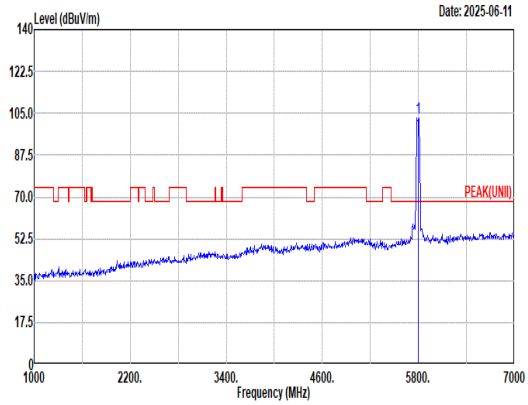 Site : 03CH11-HY Condition: PEAK(UNII) 3m 9120D_01620_240828 HORIZONTAL : RBW:1000.000kHz VBW:3000.000kHz SWT:Auto Freq Level Limit Line Margin Read Level Ant Factor Cable Loss Preamp Factor Aux Factor APos TPos Remark MHz dBuV/m dBuV/m dB dBuV dB/m dB dB dB cm deg 1 5795.00 103.12 ------ ------ 92.22 33.63 10.11 32.84 0.00 100 56 Peak
Avg	Blank	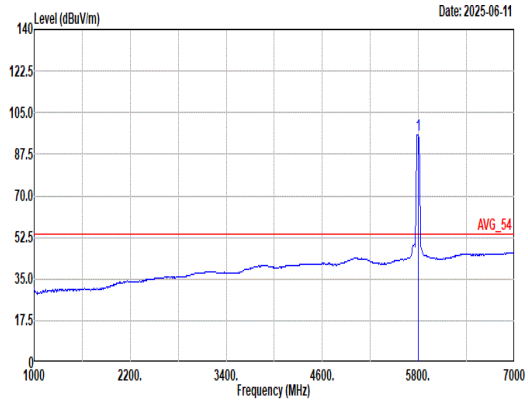 Site : 03CH11-HY Condition: AVG_54 3m 9120D_01620_240828 HORIZONTAL : RBW:1000.000kHz VBW:0.010kHz SWT:Auto Freq Level Limit Line Margin Read Level Ant Factor Cable Loss Preamp Factor Aux Factor APos TPos Remark MHz dBuV/m dBuV/m dB dBuV dB/m dB dB dB cm deg 1 5795.00 95.74 ------ ------ 84.83 33.65 10.10 32.84 0.00 100 56 Average

Mode	21	
	Band Edge - R	
	U-NII-3_5.725-5.85_802.11ax HE40_CH159_Full RU_5795MHz	
ANT	1	
Pol.	Horizontal	Fundamental
Peak	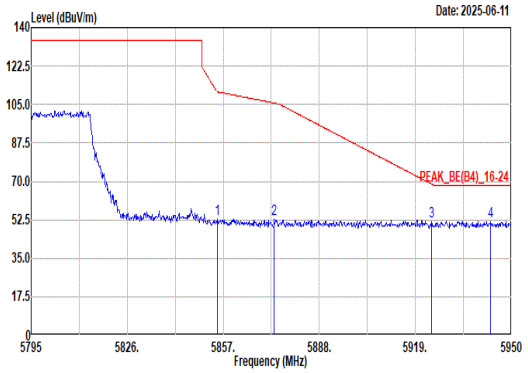 Site : 03CH11-HY Condition: PEAK_BE(B4)_16-24 3m 9120D_01620_240828 HORIZONTAL : RBW:1000.000kHz VBW:3000.000kHz SWT:Auto Freq Level Limit Line Margin Read Level Ant Factor Cable Loss Preamp Factor Aux Factor APos TPos Remark MHz dBuV/m dBuV/m dB dBuV dB/m dB dB dB cm deg 1 5854.99 52.59 110.83 -58.24 41.17 34.02 10.26 32.86 0.00 100 56 Peak 2 5873.43 52.96 105.64 -52.68 41.43 34.09 10.31 32.87 0.00 100 56 Peak 3 5924.27 51.64 68.74 -17.10 39.85 34.20 10.48 32.89 0.00 100 56 Peak 4 5943.34 51.95 68.20 -16.25 40.11 34.20 10.54 32.90 0.00 100 56 Peak	Blank

Mode	21	
	Band Edge - L	
	U-NII-3_5.725-5.85_802.11ax HE40_CH159_Full RU_5795MHz	
ANT	1	
Pol.	Vertical	Fundamental
Peak	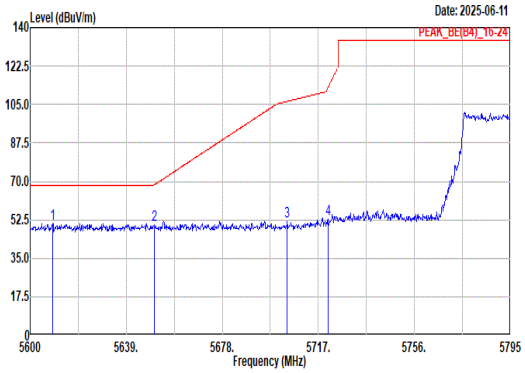 Site : 03CH11-HY Condition: PEAK_BE(B4)_16-24 3m 9120D_01620_240828 VERTICAL : RBW:1000.000kHz VBW:3000.000kHz SWT:Auto Freq Level Limit Line Margin Read Level Ant Factor Cable Loss Preamp Factor Aux Factor APos TPos Remark 1 5609.17 50.81 68.20 -17.39 40.34 32.84 10.40 32.77 0.00 100 152 Peak 2 5650.31 50.01 68.43 -18.42 39.47 33.00 10.33 32.79 0.00 100 152 Peak 3 5704.33 51.64 106.41 -54.77 40.80 33.41 10.24 32.81 0.00 100 152 Peak 4 5720.90 53.05 112.85 -59.80 42.21 33.44 10.21 32.81 0.00 100 152 Peak	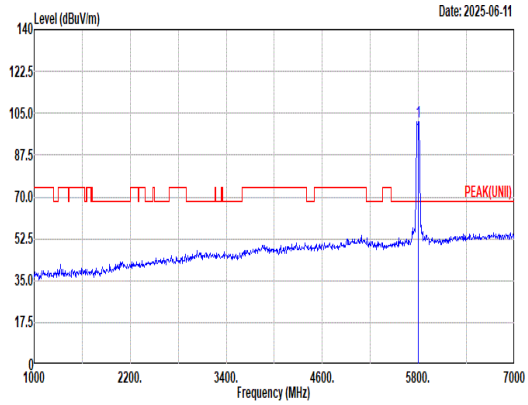 Site : 03CH11-HY Condition: PEAK(UNII) 3m 9120D_01620_240828 VERTICAL : RBW:1000.000kHz VBW:3000.000kHz SWT:Auto Freq Level Limit Line Margin Read Level Ant Factor Cable Loss Preamp Factor Aux Factor APos TPos Remark 1 5795.00 101.54 ------ ------ 90.50 33.77 10.12 32.85 0.00 100 152 Peak
Avg	Blank	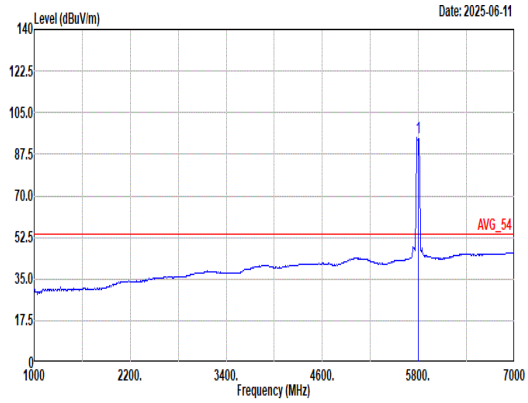 Site : 03CH11-HY Condition: AVG_54 3m 9120D_01620_240828 VERTICAL : RBW:1000.000kHz VBW:0.010kHz SWT:Auto Freq Level Limit Line Margin Read Level Ant Factor Cable Loss Preamp Factor Aux Factor APos TPos Remark 1 5795.00 94.45 ------ ------ 83.56 33.60 10.12 32.83 0.00 100 152 Average

Mode	21	
	Band Edge - R	
	U-NII-3_5.725-5.85_802.11ax HE40_CH159_Full RU_5795MHz	
ANT	1	
Pol.	Vertical	Fundamental
Peak	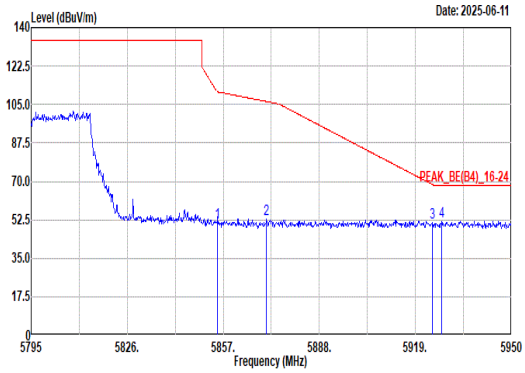 Site : 03CH11-HY Condition: PEAK_BE(B4)_16-24 3m 9120D_01620_240828 VERTICAL : RBW:1000.000kHz VBW:3000.000kHz SWT:Auto Freq Level Limit Line Margin Read Level Ant Factor Cable Loss Preamp Factor Aux Factor APos TPos Remark MHz dBuV/m dBuV/m dB dBuV dB/m dB dB dB cm deg 1 5854.99 51.19 110.83 -59.64 39.77 34.02 10.26 32.86 0.00 100 152 Peak 2 5870.95 52.63 106.33 -53.70 41.11 34.08 10.31 32.87 0.00 100 152 Peak 3 5924.58 51.31 68.51 -17.20 39.52 34.20 10.48 32.89 0.00 100 152 Peak 4 5927.53 51.87 68.20 -16.33 40.07 34.20 10.49 32.89 0.00 100 152 Peak	Blank

Mode	21	
	Harmonic	
	U-NII-3_5.725-5.85_802.11ax HE40_CH159_Full RU_5795MHz	
ANT	1	
Pol.	Horizontal	Vertical
Peak Avg	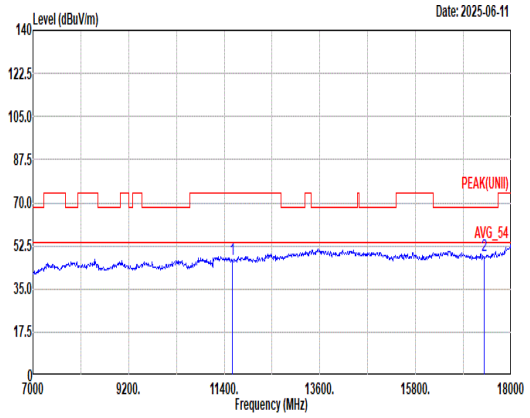 Site : 03CH11-HY Condition: PEAK(UNII) 3m 9120D_01620_240828 HORIZONTAL Freq Level Limit Line Margin Read Level Ant Factor Cable Loss Preamp Factor Aux Factor APos TPos Remark MHz dBuV/m dBuV/m dB dBuV dB/m dB dB dB cm deg 1 11590.00 46.99 74.00 -27.01 56.55 38.56 17.57 66.06 0.37 -- -- Peak 2 17385.00 48.61 68.20 -19.59 54.10 38.50 21.67 66.11 0.45 -- -- Peak	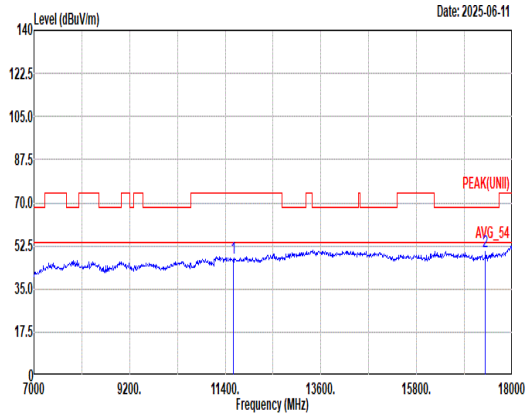 Site : 03CH11-HY Condition: PEAK(UNII) 3m 9120D_01620_240828 VERTICAL Freq Level Limit Line Margin Read Level Ant Factor Cable Loss Preamp Factor Aux Factor APos TPos Remark MHz dBuV/m dBuV/m dB dBuV dB/m dB dB dB cm deg 1 11590.00 47.50 74.00 -26.50 57.06 38.56 17.57 66.06 0.37 -- -- Peak 2 17385.00 50.11 68.20 -18.09 55.60 38.50 21.67 66.11 0.45 -- -- Peak

Mode	21	
	Harmonic	
	U-NII-3_5.725-5.85_802.11ax HE40_CH159_Full RU_5795MHz	
ANT	1	
Pol.	Horizontal	Vertical
14.47G ~14.5G Avg	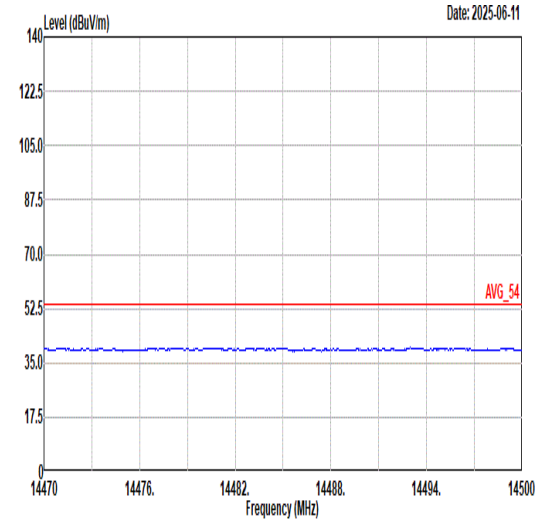 Site : 03CH11-HY Condition: AVG_54 3m 9120D_01620_240828 HORIZONTAL	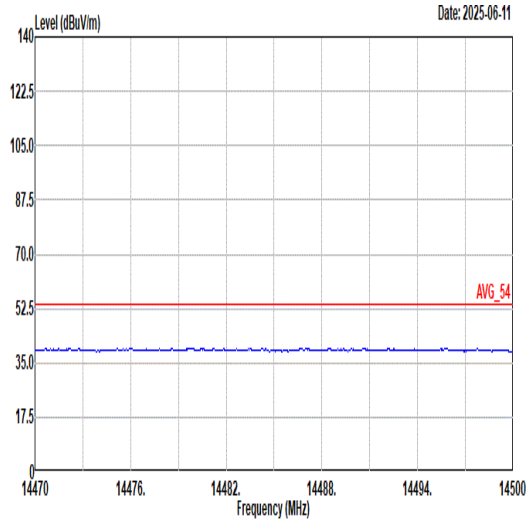 Site : 03CH11-HY Condition: AVG_54 3m 9120D_01620_240828 VERTICAL
17.7G ~18G Avg	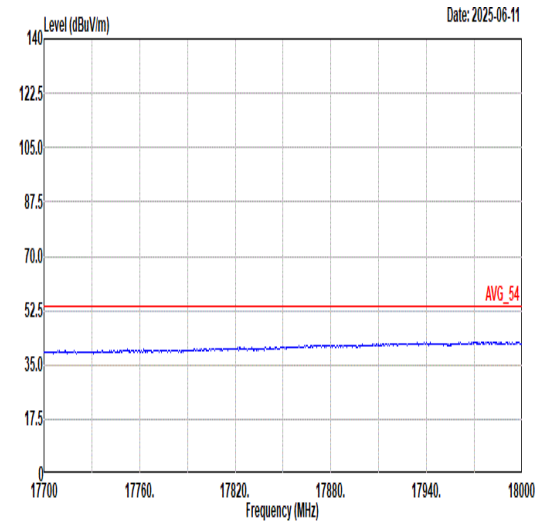 Site : 03CH11-HY Condition: AVG_54 3m 9120D_01620_240828 HORIZONTAL	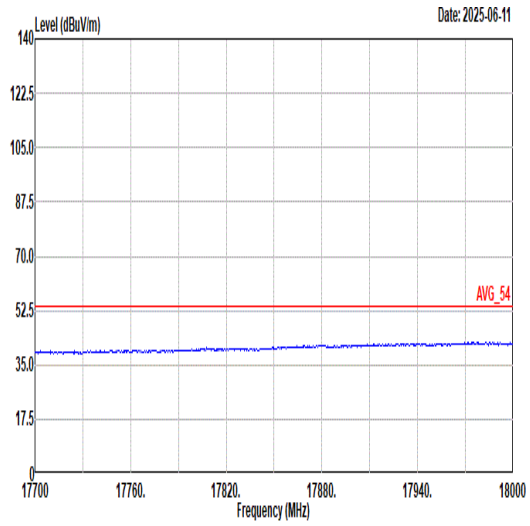 Site : 03CH11-HY Condition: AVG_54 3m 9120D_01620_240828 VERTICAL

Mode	22	
	Band Edge - L	
	U-NII-3_5.725-5.85_802.11ax HE80_CH155_Full RU_5775MHz	
ANT	1	
Pol.	Horizontal	Fundamental
Peak	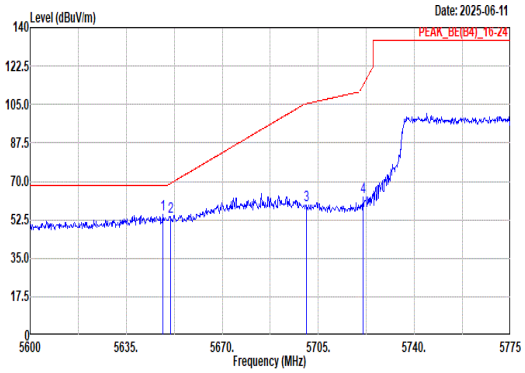 Site : 03CH11-HY Condition: PEAK_BE(B4)_16-24 3m 9120D_01620_240828 HORIZONTAL : RBW:1000.000kHz VBW:3000.000kHz SWT:Auto Freq Level Limit Line Margin Read Level Ant Factor Cable Loss Preamp Factor Aux Factor APos TPos Remark 1 5648.48 54.88 68.20 -13.32 44.34 32.99 10.34 32.79 0.00 100 69 Peak 2 5651.10 54.08 69.02 -14.94 43.53 33.01 10.33 32.79 0.00 100 69 Peak 3 5700.63 59.25 105.38 -46.13 48.41 33.40 10.25 32.81 0.00 100 69 Peak 4 5721.28 62.70 113.71 -51.01 51.86 33.44 10.21 32.81 0.00 100 69 Peak	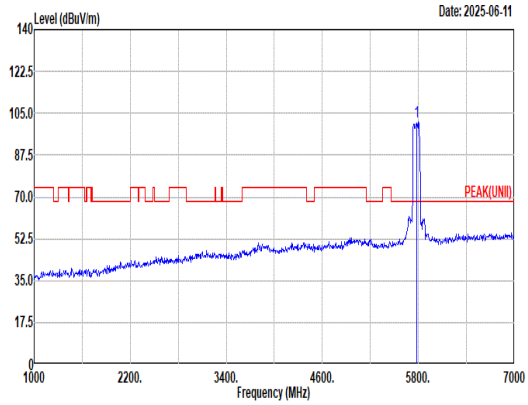 Site : 03CH11-HY Condition: PEAK(UNII) 3m 9120D_01620_240828 HORIZONTAL : RBW:1000.000kHz VBW:3000.000kHz SWT:Auto Freq Level Limit Line Margin Read Level Ant Factor Cable Loss Preamp Factor Aux Factor APos TPos Remark 1 5775.00 101.50 ------ ------ 90.57 33.68 10.09 32.84 0.00 100 69 Peak
Avg	Blank	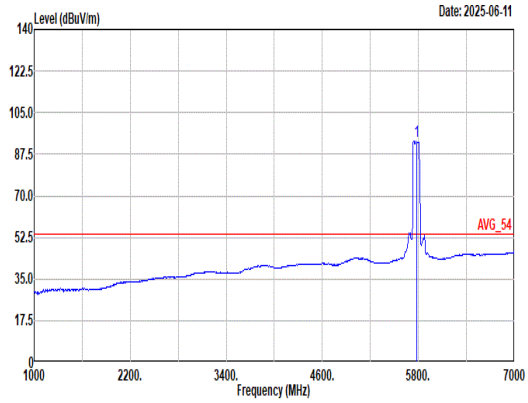 Site : 03CH11-HY Condition: AVG_54 3m 9120D_01620_240828 HORIZONTAL : RBW:1000.000kHz VBW:0.010kHz SWT:Auto Freq Level Limit Line Margin Read Level Ant Factor Cable Loss Preamp Factor Aux Factor APos TPos Remark 1 5775.00 92.76 ------ ------ 81.88 33.58 10.13 32.83 0.00 100 69 Average

Mode	22	
	Band Edge - R	
	U-NII-3_5.725-5.85_802.11ax HE80_CH155_Full RU_5775MHz	
ANT	1	
Pol.	Horizontal	Fundamental
Peak	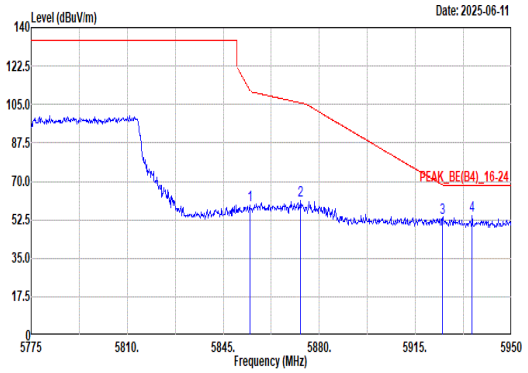 Site : 03CH11-HY Condition: PEAK_BE(B4)_16-24 3m 9120D_01620_240828 HORIZONTAL : RBW:1000.000kHz VBW:3000.000kHz SWT:Auto Freq Level Limit Line Margin Read Level Ant Factor Cable Loss Preamp Factor Aux Factor APos TPos Remark MHz dBuV/m dBuV/m dB dBuV dB/m dB dB dB cm deg 1 5854.63 59.30 111.65 -52.35 47.89 34.02 10.25 32.86 0.00 100 69 Peak 2 5873.18 61.54 105.71 -44.17 50.01 34.09 10.31 32.87 0.00 100 69 Peak 3 5924.98 53.51 68.22 -14.71 41.72 34.20 10.48 32.89 0.00 100 69 Peak 4 5935.65 54.52 68.20 -13.68 42.71 34.20 10.51 32.90 0.00 100 69 Peak	Blank

Mode	22	
	Band Edge - L	
	U-NII-3_5.725-5.85_802.11ax HE80_CH155_Full RU_5775MHz	
ANT	1	
Pol.	Vertical	Fundamental
Peak	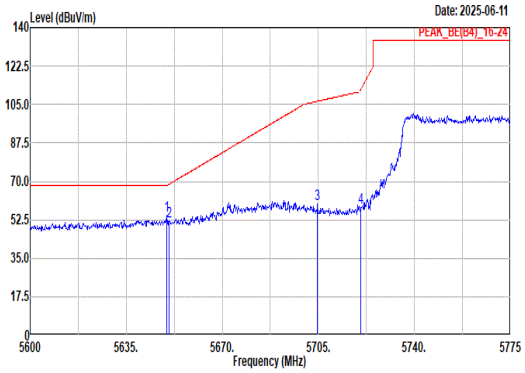 Site : 03CH11-HY Condition: PEAK_BE(B4)_16-24 3m 9120D_01620_240828 VERTICAL : RBW:1000.000kHz VBW:3000.000kHz SWT:Auto Freq Level Limit Line Margin Read Level Ant Factor Cable Loss Preamp Factor Aux Factor APos TPos Remark MHz dBuV/m dBuV/m dB dBuV dB/m dB dB dB cm deg 1 5649.88 54.51 68.20 -13.69 43.96 33.00 10.34 32.79 0.00 100 189 Peak 2 5650.58 51.81 68.63 -16.82 41.27 33.00 10.33 32.79 0.00 100 189 Peak 3 5704.65 59.76 106.50 -46.74 48.92 33.41 10.24 32.81 0.00 100 189 Peak 4 5720.58 58.28 112.11 -53.83 47.43 33.44 10.22 32.81 0.00 100 189 Peak	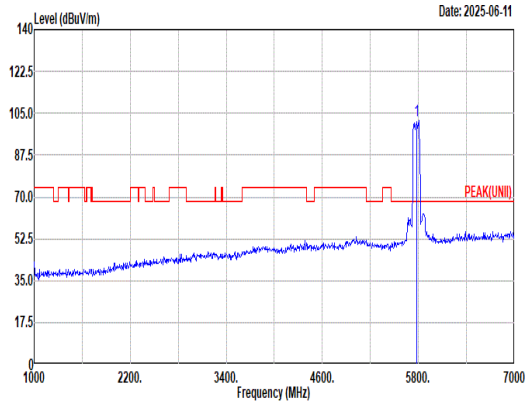 Site : 03CH11-HY Condition: PEAK(UNII) 3m 9120D_01620_240828 VERTICAL : RBW:1000.000kHz VBW:3000.000kHz SWT:Auto Freq Level Limit Line Margin Read Level Ant Factor Cable Loss Preamp Factor Aux Factor APos TPos Remark MHz dBuV/m dBuV/m dB dBuV dB/m dB dB dB cm deg 1 5775.00 101.76 ------ ------ 90.72 33.77 10.12 32.85 0.00 100 189 Peak
Avg	Blank	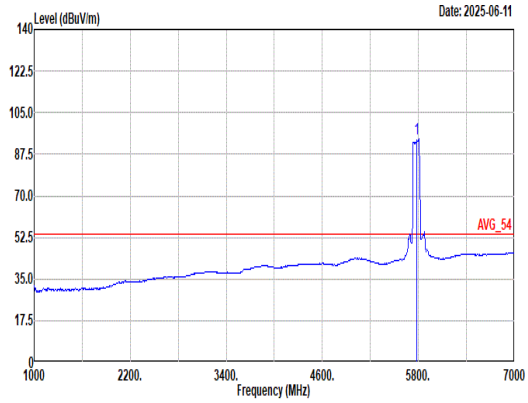 Site : 03CH11-HY Condition: AVG_54 3m 9120D_01620_240828 VERTICAL : RBW:1000.000kHz VBW:0.010kHz SWT:Auto Freq Level Limit Line Margin Read Level Ant Factor Cable Loss Preamp Factor Aux Factor APos TPos Remark MHz dBuV/m dBuV/m dB dBuV dB/m dB dB dB cm deg 1 5775.00 94.07 ------ ------ 83.03 33.77 10.12 32.85 0.00 100 189 Average

Mode	22	
	Band Edge - R	
	U-NII-3_5.725-5.85_802.11ax HE80_CH155_Full RU_5775MHz	
ANT	1	
Pol.	Vertical	Fundamental
Peak	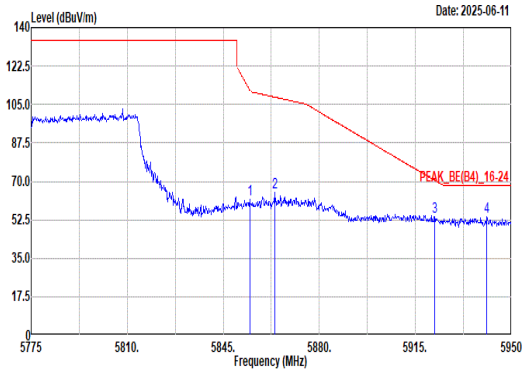 Site : 03CH11-HY Condition: PEAK_BE(B4)_16-24 3m 9120D_01620_240828 VERTICAL : RBW:1000.000kHz VBW:3000.000kHz SWT:Auto Freq Level Limit Line Margin Read Level Ant Factor Cable Loss Preamp Factor Aux Factor APos TPos Remark MHz dBuV/m dBuV/m dB dBuV dB/m dB dB dB cm deg 1 5854.63 62.02 111.65 -49.63 50.61 34.02 10.25 32.86 0.00 100 189 Peak 2 5863.73 65.18 108.35 -43.17 53.72 34.05 10.28 32.87 0.00 100 189 Peak 3 5922.00 53.96 70.41 -16.45 42.18 34.20 10.47 32.89 0.00 100 189 Peak 4 5941.08 53.65 68.20 -14.55 41.82 34.20 10.53 32.90 0.00 100 189 Peak	Blank

Mode	22	
	Harmonic	
	U-NII-3_5.725-5.85_802.11ax HE80_CH155_Full RU_5775MHz	
ANT	1	
Pol.	Horizontal	Vertical
Peak Avg	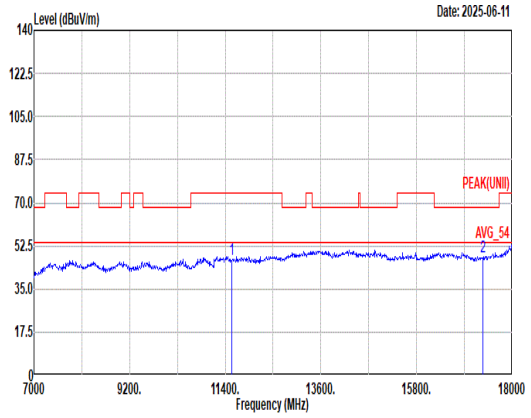 Site : 03CH11-HY Condition: PEAK(UNII) 3m 9120D_01620_240828 HORIZONTAL Freq Level Limit Line Margin Read Level Ant Factor Cable Loss Preamp Factor Aux Factor APos TPos Remark MHz dBuV/m dBuV/m dB dBuV dB/m dB dB dB cm deg 1 11550.00 47.26 74.00 -26.74 56.65 38.80 17.53 66.08 0.36 -- -- Peak 2 17325.00 48.19 68.20 -20.01 53.72 38.45 21.63 66.06 0.45 -- -- Peak	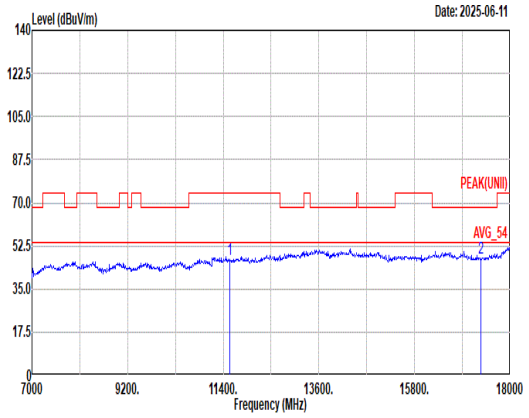 Site : 03CH11-HY Condition: PEAK(UNII) 3m 9120D_01620_240828 VERTICAL Freq Level Limit Line Margin Read Level Ant Factor Cable Loss Preamp Factor Aux Factor APos TPos Remark MHz dBuV/m dBuV/m dB dBuV dB/m dB dB dB cm deg 1 11550.00 47.23 74.00 -26.77 56.62 38.80 17.53 66.08 0.36 -- -- Peak 2 17325.00 47.72 68.20 -20.48 53.25 38.45 21.63 66.06 0.45 -- -- Peak

Mode	22	
	Harmonic	
	U-NII-3_5.725-5.85_802.11ax HE80_CH155_Full RU_5775MHz	
ANT	1	
Pol.	Horizontal	Vertical
14.47G ~14.5G Avg	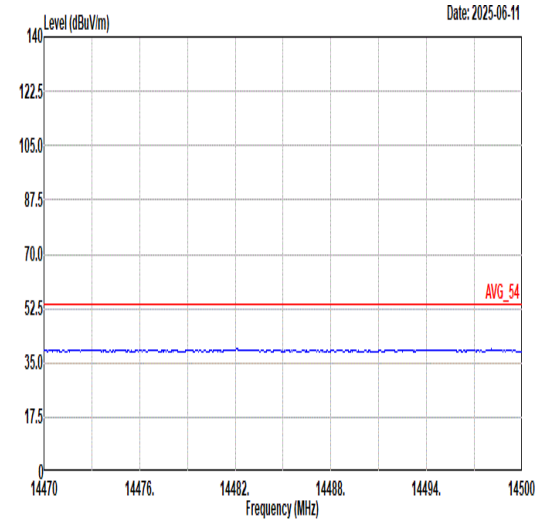 Site : 03CH11-HY Condition: AVG_54 3m 9120D_01620_240828 HORIZONTAL	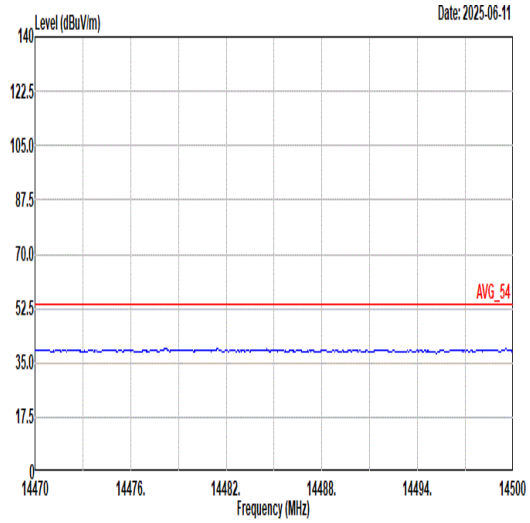 Site : 03CH11-HY Condition: AVG_54 3m 9120D_01620_240828 VERTICAL
17.7G ~18G Avg	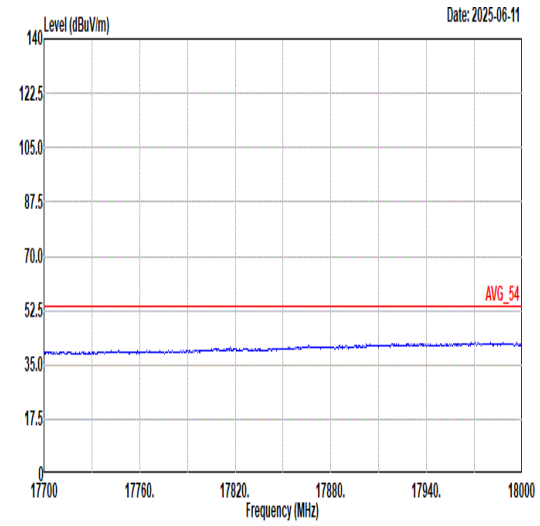 Site : 03CH11-HY Condition: AVG_54 3m 9120D_01620_240828 HORIZONTAL	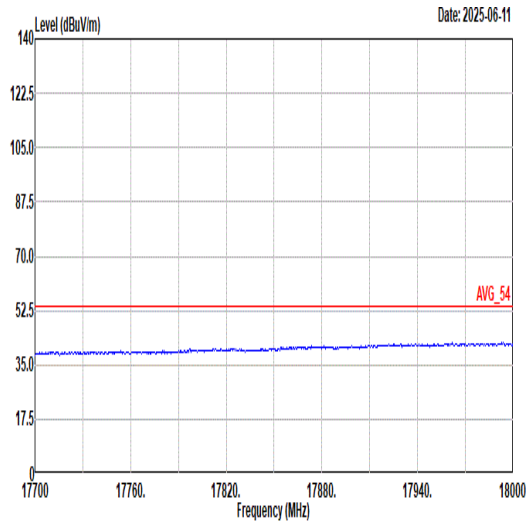 Site : 03CH11-HY Condition: AVG_54 3m 9120D_01620_240828 VERTICAL

Mode	23	
	SHF	
ANT	1	
Pol.	Horizontal	Vertical
Peak	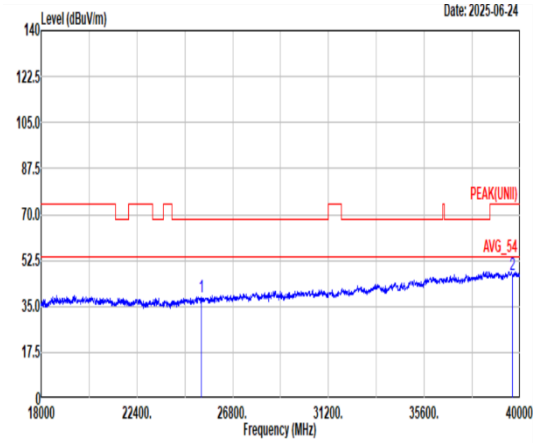 Site : 03CH11-HY Condition: PEAK(UNII) 1m SHF_1223_240624 HORIZONTAL Freq Level Limit Line Margin Read Level Ant Factor Cable Loss Preamp Factor Aux Factor APos TPos Remark MHz dBuV/m dBuV/m dB dBuV dB/m dB dB dB cm deg 1 25368.00 38.80 68.20 -29.40 42.67 39.26 26.86 60.45 -9.54 -- -- Peak 2 39636.00 47.27 74.00 -26.73 38.33 44.77 34.36 60.65 -9.54 -- -- Peak	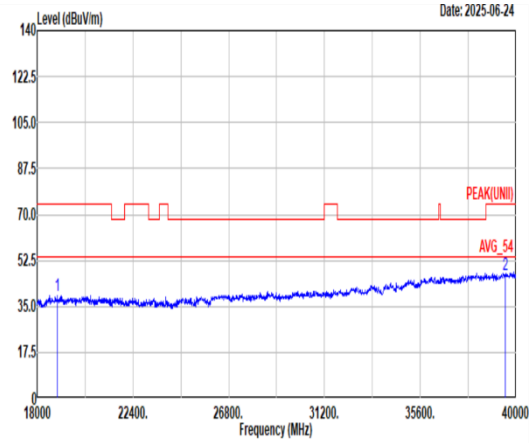 Site : 03CH11-HY Condition: PEAK(UNII) 1m SHF_1223_240624 VERTICAL Freq Level Limit Line Margin Read Level Ant Factor Cable Loss Preamp Factor Aux Factor APos TPos Remark MHz dBuV/m dBuV/m dB dBuV dB/m dB dB dB cm deg 1 18928.00 38.85 74.00 -35.15 51.37 38.09 22.64 63.71 -9.54 -- -- Peak 2 39496.00 47.17 74.00 -26.83 37.91 45.27 34.23 60.70 -9.54 -- -- Peak

Mode	24	
	LF	
ANT	1	
Pol.	Horizontal	Vertical
QP/ Peak	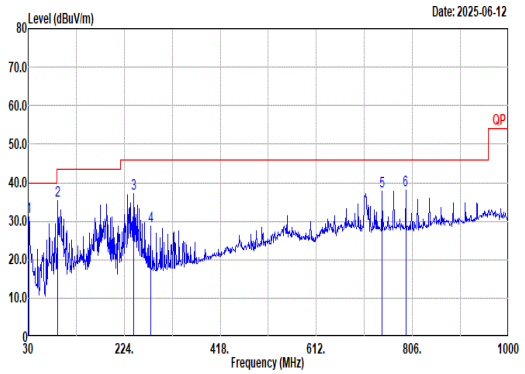	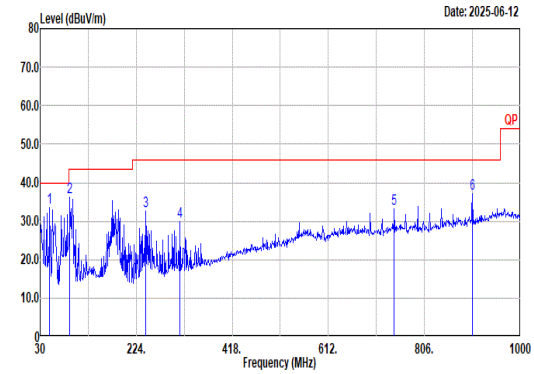

Site : 03CH11-HY
Condition: QP 3m BILOG_37059&01_241127 HORIZONTAL

	Freq	Level	Limit Line	Margin	Read Level	Ant Factor	Cable Loss	Preamp Factor	Aux Factor	APos	TPos	Remark
	MHz	dBuV/m	dBuV/m	dB	dBuV	dB/m	dB	dB	dB	cm	deg	
1	30.97	31.11	40.00	-8.89	38.41	24.21	0.83	32.41	0.07	--	--	Peak
2	90.14	35.43	43.50	-8.07	51.28	15.09	1.34	32.33	0.05	--	--	Peak
3	242.43	37.28	46.00	-8.72	49.47	17.68	2.17	32.20	0.16	--	--	Peak
4	277.35	28.54	46.00	-17.46	39.47	18.85	2.32	32.21	0.11	--	--	Peak
5	744.89	37.72	46.00	-8.28	37.48	28.37	3.78	32.11	0.20	--	--	Peak
6	792.42	38.02	46.00	-7.98	37.45	28.47	3.89	31.96	0.17	--	--	Peak

Site : 03CH11-HY
Condition: QP 3m BILOG_37059&01_241127 VERTICAL

	Freq	Level	Limit Line	Margin	Read Level	Ant Factor	Cable Loss	Preamp Factor	Aux Factor	APos	TPos	Remark
	MHz	dBuV/m	dBuV/m	dB	dBuV	dB/m	dB	dB	dB	cm	deg	
1	49.40	33.57	40.00	-6.43	49.81	14.95	1.08	32.34	0.07	--	--	Peak
2	90.14	36.18	43.50	-7.32	52.03	15.09	1.34	32.33	0.05	--	--	Peak
3	242.43	32.61	46.00	-13.39	44.80	17.68	2.17	32.20	0.16	--	--	Peak
4	312.27	29.94	46.00	-16.06	40.06	19.55	2.47	32.20	0.06	--	--	Peak
5	744.89	33.10	46.00	-12.90	32.86	28.37	3.78	32.11	0.20	--	--	Peak
6	903.00	37.10	46.00	-8.90	34.70	29.31	4.20	31.35	0.24	--	--	Peak

Appendix D. Duty Cycle Plots

Band	Duty Cycle(%)	VBW Setting	Duty Factor(dB)
802.11a	99.10	10Hz	0.04
5GHz 802.11n HT20	100.00	10Hz	0.00
5GHz 802.11n HT40	99.76	10Hz	0.01
5GHz 802.11ac VHT20	99.63	10Hz	0.02
5GHz 802.11ac VHT40	99.63	10Hz	0.02
5GHz 802.11ac VHT80	99.76	10Hz	0.01
5GHz 802.11ax HE20 Full RU	100.00	10Hz	0.00
5GHz 802.11ax HE20 26 RU	99.61	10Hz	0.02
5GHz 802.11ax HE20 52 RU	99.61	10Hz	0.02
5GHz 802.11ax HE20 106 RU	99.73	10Hz	0.01
5GHz 802.11ax HE20 242 RU	99.57	10Hz	0.02
5GHz 802.11ax HE40 Full RU	99.76	10Hz	0.01
5GHz 802.11ax HE40 484 RU	99.44	10Hz	0.02
5GHz 802.11ax HE80 Full RU	99.74	10Hz	0.01
5GHz 802.11ax HE80 996 RU	98.65	10Hz	0.06

802.11a

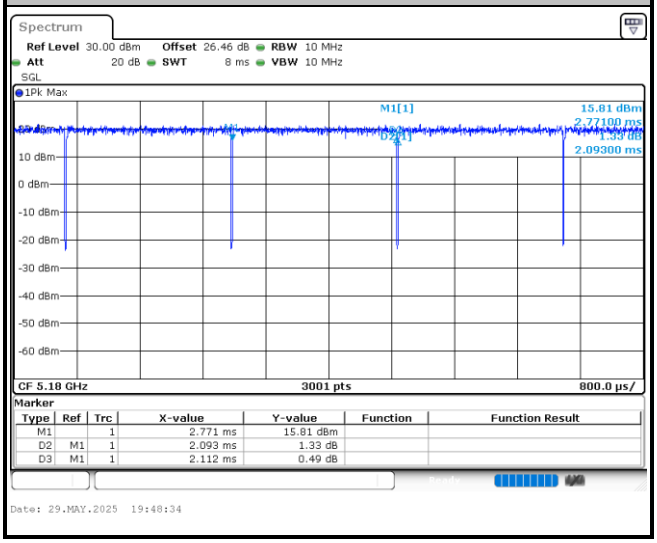
Spectrum
Ref Level 30.00 dBm Offset 26.46 dB RBW 10 MHz
Att 20 dB SWT 8 ms VBW 10 MHz
SGL
1Pk Max
M1[1] 15.81 dBm
2.77100 ms
D2[1] 1.33 dB
2.09300 ms
10 dBm
0 dBm
-10 dBm
-20 dBm
-30 dBm
-40 dBm
-50 dBm
-60 dBm
CF 5.18 GHz
3001 pts
800.0 µs/
Marker
Type Ref Trc X-value Y-value Function Function Result
M1 1 2.771 ms 15.81 dBm
D2 M1 1 2.093 ms 1.33 dB
D3 M1 1 2.112 ms 0.49 dB
Date: 29.MAY.2025 19:48:34