Mode	67	
	Band Edge - R	
	U-NII-2C_5.47-5.725_802.11ax HE20_CH144_Partial RU 106/54_5720MHz	
ANT	1	
Pol.	Vertical	Fundamental
Peak	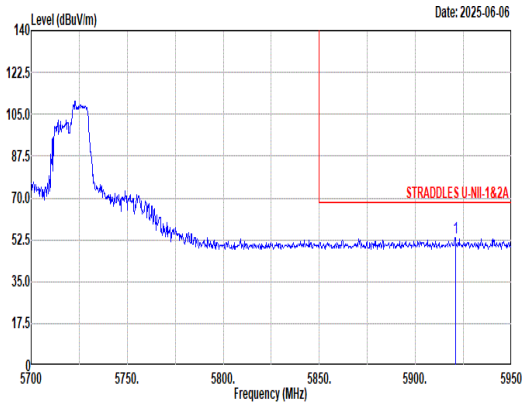 Site : 03CH11-HY Condition: STRADDLES U-NII-1&2A 3m 9120D_01620_240828 VERTICAL : RBW:1000.000kHz VBW:3000.000kHz SWT:Auto Limit Read Ant Cable Preamp Aux APos TPos Freq Level Line Margin Level Factor Loss Factor Factor Remark MHz dBuV/m dBuV/m dB dBuV dB/m dB dB dB cm deg 1 5920.75 53.38 68.20 -14.82 41.60 34.20 10.47 32.89 0.00 100 172 Peak	Blank

Mode	68	
	Band Edge - L	
	U-NII-2C_5.47-5.725_802.11ax HE40_CH102_Full RU_5510MHz	
ANT	1	
Pol.	Horizontal	Fundamental
Peak	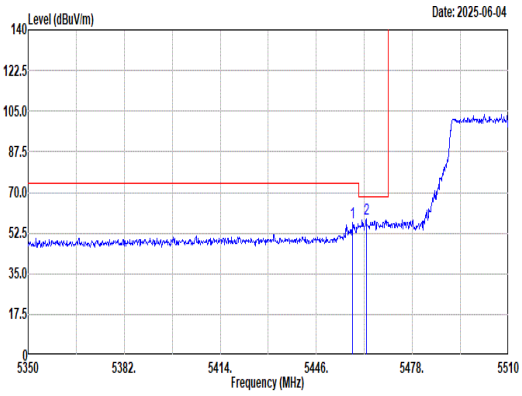 Site : 03CH11-HY Condition: PEAK_BE(UNII)_B3 3m 9120D_01620_240828 HORIZONTAL : RBW:1000.000kHz VBW:3000.000kHz SWT:Auto Freq Level Limit Line Margin Read Level Ant Factor Cable Loss Preamp Factor Aux Factor APos TPos Remark MHz dBuV/m dBuV/m dB dBuV dB/m dB dB dB cm deg 1 5458.16 57.08 74.00 -16.92 47.11 32.83 9.88 32.74 0.00 100 68 Peak 2 5462.64 58.73 68.20 -9.47 48.72 32.85 9.90 32.74 0.00 100 68 Peak	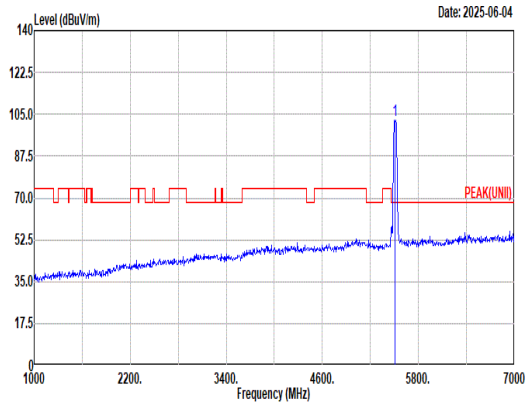 Site : 03CH11-HY Condition: PEAK(UNII) 3m 9120D_01620_240828 HORIZONTAL : RBW:1000.000kHz VBW:3000.000kHz SWT:Auto Freq Level Limit Line Margin Read Level Ant Factor Cable Loss Preamp Factor Aux Factor APos TPos Remark MHz dBuV/m dBuV/m dB dBuV dB/m dB dB dB cm deg 1 5510.00 102.69 ------ ------ 92.39 32.93 10.11 32.74 0.00 100 68 Peak
Avg	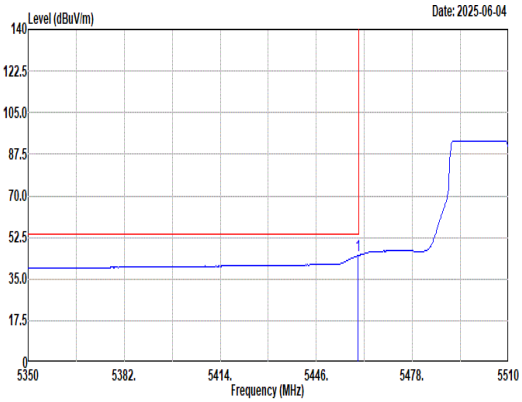 Site : 03CH11-HY Condition: AVG_BE(UNII)_B3 3m 9120D_01620_240828 HORIZONTAL : RBW:1000.000kHz VBW:0.010kHz SWT:Auto Freq Level Limit Line Margin Read Level Ant Factor Cable Loss Preamp Factor Aux Factor APos TPos Remark MHz dBuV/m dBuV/m dB dBuV dB/m dB dB dB cm deg 1 5459.92 44.85 54.00 -9.15 34.86 32.84 9.89 32.74 0.00 100 68 Average	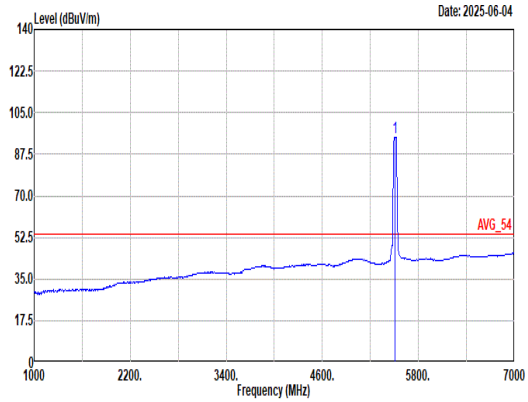 Site : 03CH11-HY Condition: AVG_54 3m 9120D_01620_240828 HORIZONTAL : RBW:1000.000kHz VBW:0.010kHz SWT:Auto Freq Level Limit Line Margin Read Level Ant Factor Cable Loss Preamp Factor Aux Factor APos TPos Remark MHz dBuV/m dBuV/m dB dBuV dB/m dB dB dB cm deg 1 5510.00 94.68 ------ ------ 84.37 32.98 10.06 32.73 0.00 100 68 Average

Mode	68	
	Band Edge - R	
	U-NII-2C_5.47-5.725_802.11ax HE40_CH102_Full RU_5510MHz	
ANT	1	
Pol.	Horizontal	Fundamental
Peak	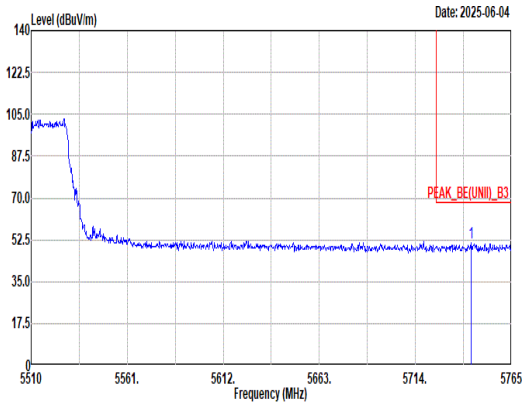 Site : 03CH11-HY Condition: PEAK_BE(UNII)_B3 3m 9120D_01620_240828 HORIZONTAL : RBW:1000.000kHz VBW:3000.000kHz SWT:Auto Freq / Level / Limit Line / Margin / Read Level / Ant Factor / Cable Loss / Preamp Factor / Aux Factor / APos / TPos / Remark MHz / dBuV/m / dBuV/m / dB / dBuV / dB/m / dB / dB / dB / cm / deg 1 5743.58 51.00 68.20 -17.20 40.15 33.49 10.18 32.82 0.00 100 68 Peak	Blank

Mode	68	
	Band Edge - L	
	U-NII-2C_5.47-5.725_802.11ax HE40_CH102_Full RU_5510MHz	
ANT	1	
Pol.	Vertical	Fundamental
Peak	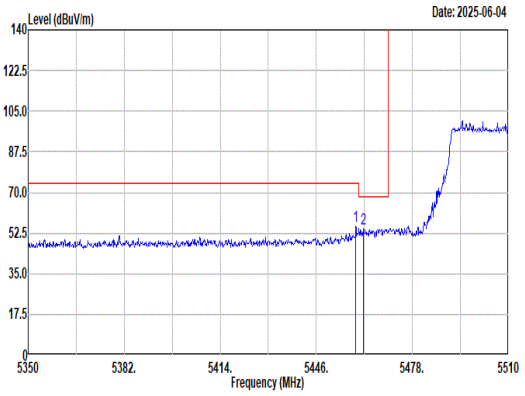 Site : 03CH11-HY Condition: PEAK_BE(UNII)_B3 3m 9120D_01620_240828 VERTICAL : RBW:1000.000kHz VBW:3000.000kHz SWT:Auto Freq Level Limit Line Margin Read Level Ant Factor Cable Loss Preamp Factor Aux Factor APos TPos Remark MHz dBuV/m dBuV/m dB dBuV dB/m dB dB dB cm deg 1 5459.12 55.67 74.00 -18.33 45.69 32.84 9.88 32.74 0.00 103 194 Peak 2 5461.68 54.52 68.20 -13.68 44.52 32.85 9.89 32.74 0.00 103 194 Peak	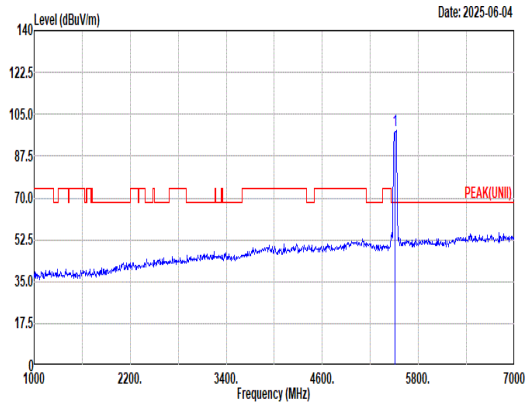 Site : 03CH11-HY Condition: PEAK(UNII) 3m 9120D_01620_240828 VERTICAL : RBW:1000.000kHz VBW:3000.000kHz SWT:Auto Freq Level Limit Line Margin Read Level Ant Factor Cable Loss Preamp Factor Aux Factor APos TPos Remark MHz dBuV/m dBuV/m dB dBuV dB/m dB dB dB cm deg 1 5510.00 98.06 ------ ------ 87.77 32.90 10.13 32.74 0.00 103 194 Peak
Avg	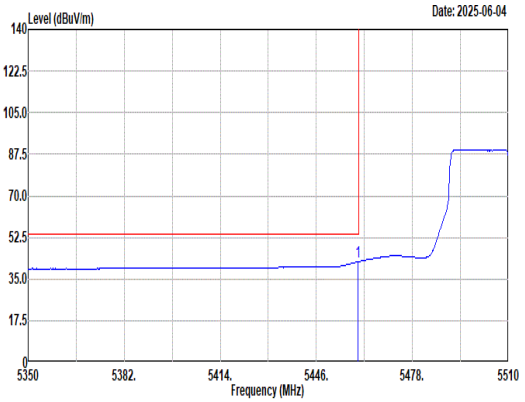 Site : 03CH11-HY Condition: AVG_BE(UNII)_B3 3m 9120D_01620_240828 VERTICAL : RBW:1000.000kHz VBW:0.010kHz SWT:Auto Freq Level Limit Line Margin Read Level Ant Factor Cable Loss Preamp Factor Aux Factor APos TPos Remark MHz dBuV/m dBuV/m dB dBuV dB/m dB dB dB cm deg 1 5459.92 42.29 54.00 -11.71 32.30 32.84 9.89 32.74 0.00 103 194 Average	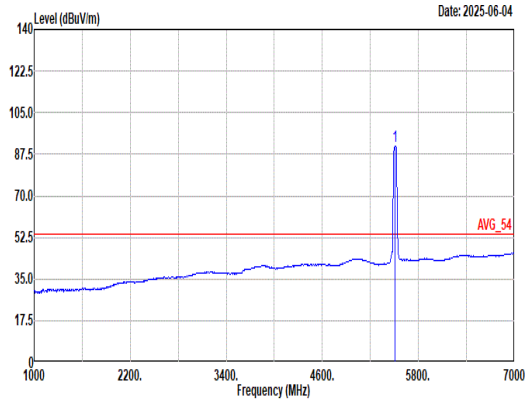 Site : 03CH11-HY Condition: AVG_54 3m 9120D_01620_240828 VERTICAL : RBW:1000.000kHz VBW:0.010kHz SWT:Auto Freq Level Limit Line Margin Read Level Ant Factor Cable Loss Preamp Factor Aux Factor APos TPos Remark MHz dBuV/m dBuV/m dB dBuV dB/m dB dB dB cm deg 1 5510.00 90.89 ------ ------ 80.58 32.95 10.09 32.73 0.00 103 194 Average

Mode	68	
	Band Edge - R	
	U-NII-2C_5.47-5.725_802.11ax HE40_CH102_Full RU_5510MHz	
ANT	1	
Pol.	Vertical	Fundamental
Peak	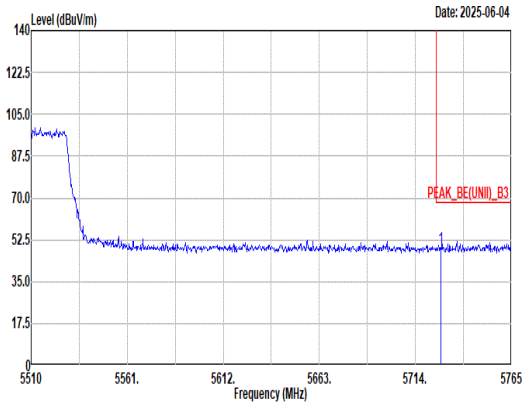 Site : 03CH11-HY Condition: PEAK_BE(UNII)_B3 3m 9120D_01620_240828 VERTICAL : RBW:1000.000kHz VBW:3000.000kHz SWT:Auto Freq / Level / Limit Line / Margin / Read Level / Ant Factor / Cable Loss / Preamp Factor / Aux Factor / APos / TPos / Remark MHz / dBuV/m / dBuV/m / dB / dBuV / dB/m / dB / dB / dB / cm / deg 1 5727.52 49.04 68.20 -19.16 38.20 33.46 10.20 32.82 0.00 103 194 Peak	Blank

Mode	68	
	Harmonic	
	U-NII-2C_5.47-5.725_802.11ax HE40_CH102_Full RU_5510MHz	
ANT	1	
Pol.	Horizontal	Vertical
Peak Avg	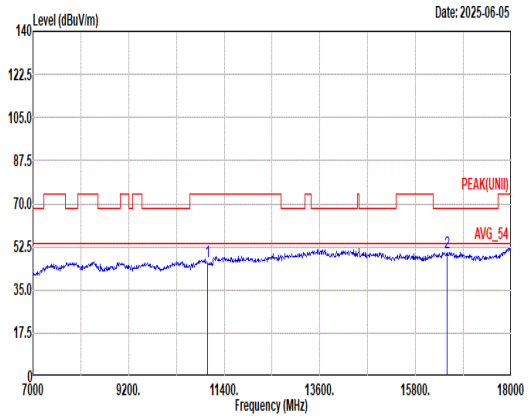 Site : 03CH11-HY Condition: PEAK(UNII) 3m 9120D_01620_240828 HORIZONTAL Freq Level Limit Line Margin Read Level Ant Factor Cable Loss Preamp Factor Aux Factor APos TPos Remark MHz dBuV/m dBuV/m dB dBuV dB/m dB dB dB cm deg 1 11020.00 46.68 74.00 -27.32 57.29 38.66 17.06 66.68 0.35 -- -- Peak 2 16530.00 50.00 68.20 -18.20 56.90 38.34 21.32 66.93 0.37 -- -- Peak	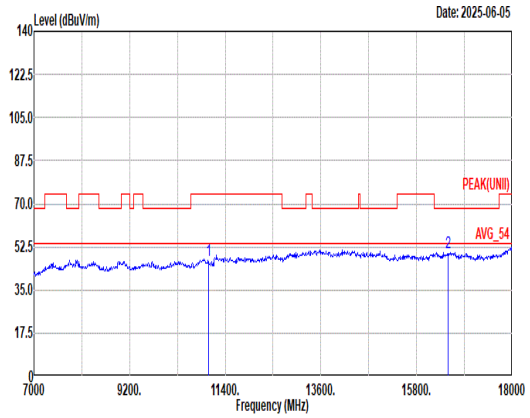 Site : 03CH11-HY Condition: PEAK(UNII) 3m 9120D_01620_240828 VERTICAL Freq Level Limit Line Margin Read Level Ant Factor Cable Loss Preamp Factor Aux Factor APos TPos Remark MHz dBuV/m dBuV/m dB dBuV dB/m dB dB dB cm deg 1 11020.00 46.88 74.00 -27.12 57.49 38.66 17.06 66.68 0.35 -- -- Peak 2 16530.00 50.05 68.20 -18.15 56.95 38.34 21.32 66.93 0.37 -- -- Peak

Mode	68	
	Harmonic	
	U-NII-2C_5.47-5.725_802.11ax HE40_CH102_Full RU_5510MHz	
ANT	1	
Pol.	Horizontal	Vertical
14.47G ~14.5G Avg	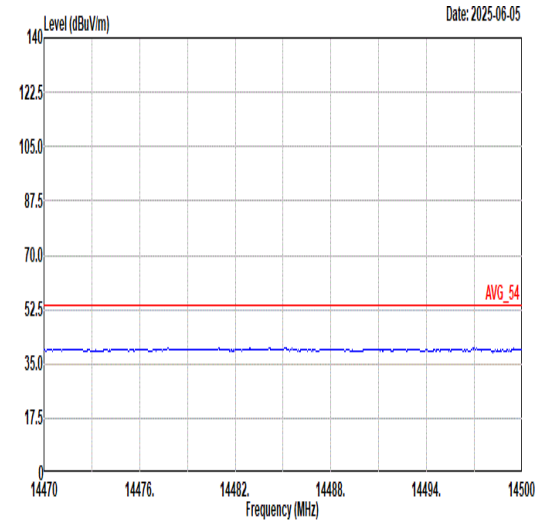 Site : 03CH11-HY Condition: AVG_54 3m 9120D_01620_240828 HORIZONTAL	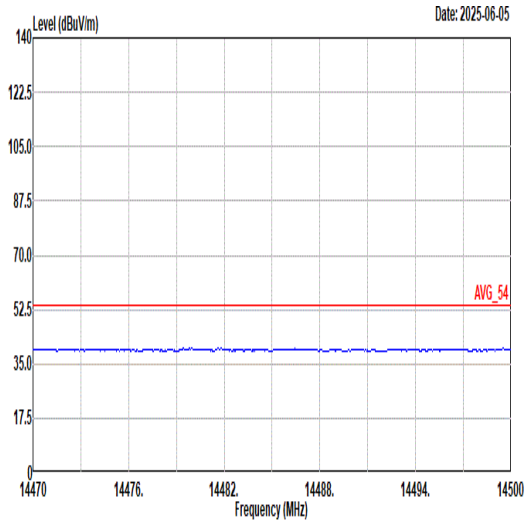 Site : 03CH11-HY Condition: AVG_54 3m 9120D_01620_240828 VERTICAL
17G ~18G Avg	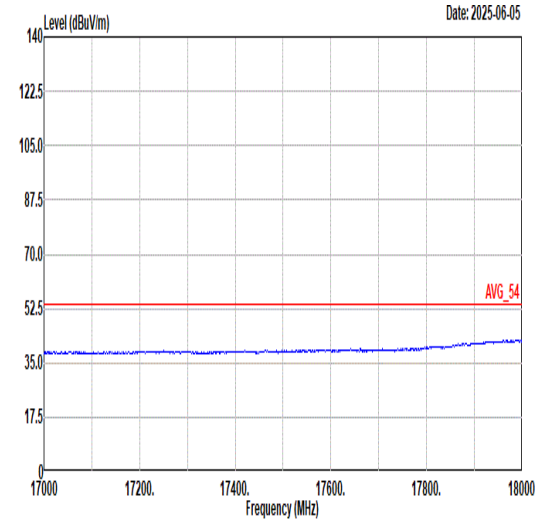 Site : 03CH11-HY Condition: AVG_54 3m 9120D_01620_240828 HORIZONTAL	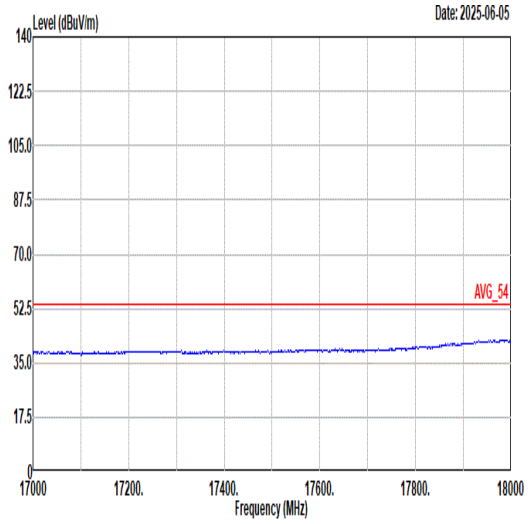 Site : 03CH11-HY Condition: AVG_54 3m 9120D_01620_240828 VERTICAL

Mode	69	
	Band Edge - L	
	U-NII-2C_5.47-5.725_802.11ax HE40_CH110_Full RU_5550MHz	
ANT	1	
Pol.	Horizontal	Fundamental
Peak	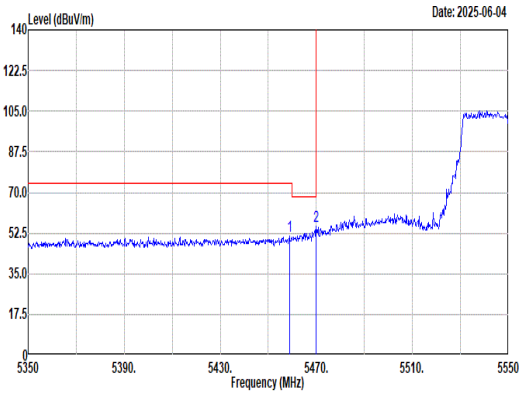 Site : 03CH11-HY Condition: PEAK_BE(UNII)_B3 3m 9120D_01620_240828 HORIZONTAL : RBW:1000.000kHz VBW:3000.000kHz SWT:Auto Freq Level Limit Line Margin Read Level Ant Factor Cable Loss Preamp Factor Aux Factor APos TPos Remark 1 5458.80 51.14 74.00 -22.86 41.16 32.84 9.88 32.74 0.00 121 65 Peak 2 5470.00 55.25 68.20 -12.95 45.18 32.88 9.93 32.74 0.00 121 65 Peak	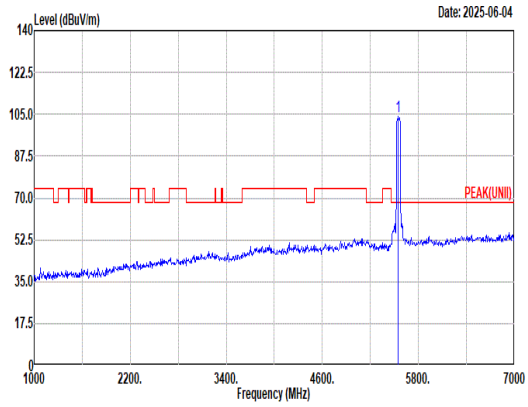 Site : 03CH11-HY Condition: PEAK(UNII) 3m 9120D_01620_240828 HORIZONTAL : RBW:1000.000kHz VBW:3000.000kHz SWT:Auto Freq Level Limit Line Margin Read Level Ant Factor Cable Loss Preamp Factor Aux Factor APos TPos Remark 1 5550.00 104.25 ------ ------ 93.97 32.81 10.22 32.75 0.00 121 65 Peak
Avg	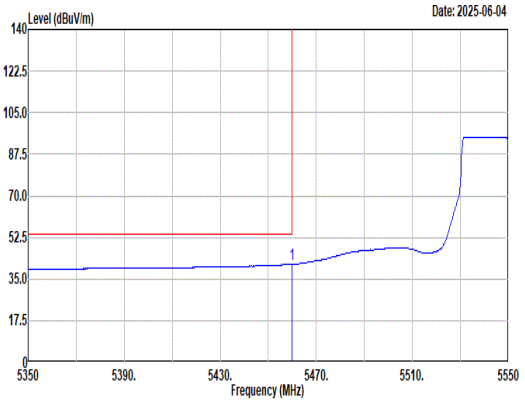 Site : 03CH11-HY Condition: AVG_BE(UNII)_B3 3m 9120D_01620_240828 HORIZONTAL : RBW:1000.000kHz VBW:0.010kHz SWT:Auto Freq Level Limit Line Margin Read Level Ant Factor Cable Loss Preamp Factor Aux Factor APos TPos Remark 1 5460.00 41.17 54.00 -12.83 31.18 32.84 9.89 32.74 0.00 121 65 Average	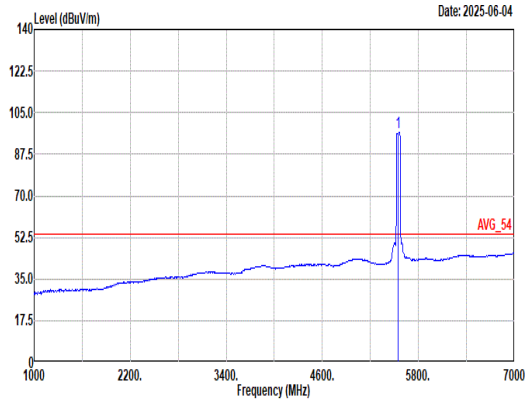 Site : 03CH11-HY Condition: AVG_54 3m 9120D_01620_240828 HORIZONTAL : RBW:1000.000kHz VBW:0.010kHz SWT:Auto Freq Level Limit Line Margin Read Level Ant Factor Cable Loss Preamp Factor Aux Factor APos TPos Remark 1 5550.00 96.65 ------ ------ 86.33 32.80 10.27 32.75 0.00 121 65 Average

Mode	69	
	Band Edge - R	
	U-NII-2C_5.47-5.725_802.11ax HE40_CH110_Full RU_5550MHz	
ANT	1	
Pol.	Horizontal	Fundamental
Peak	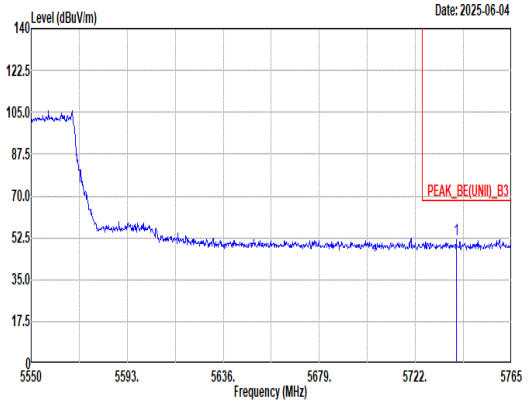 Site : 03CH11-HY Condition: PEAK_BE(UNII)_B3 3m 9120D_01620_240828 HORIZONTAL : RBW:1000.000kHz VBW:3000.000kHz SWT:Auto Freq / Level / Limit Line / Margin / Read Level / Ant Factor / Cable Loss / Preamp Factor / Aux Factor / APos / TPos / Remark MHz / dBuV/m / dBuV/m / dB / dBuV / dB/m / dB / dB / dB / cm / deg 1 5740.28 51.96 68.20 -16.24 41.12 33.48 10.18 32.82 0.00 121 65 Peak	Blank

Mode	69	
	Band Edge - L	
	U-NII-2C_5.47-5.725_802.11ax HE40_CH110_Full RU_5550MHz	
ANT	1	
Pol.	Vertical	Fundamental
Peak	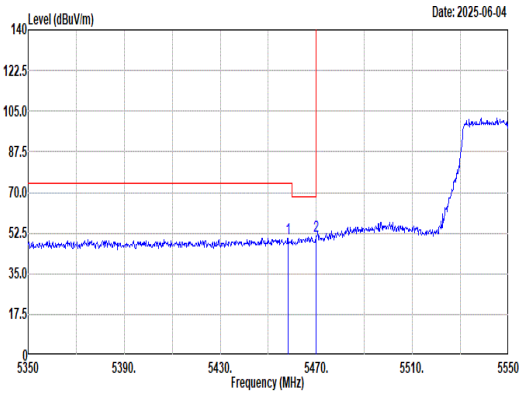 Site : 03CH11-HY Condition: PEAK_BE(UNII)_B3 3m 9120D_01620_240828 VERTICAL : RBW:1000.000kHz VBW:3000.000kHz SWT:Auto Freq Level Limit Line Margin Read Level Ant Factor Cable Loss Preamp Factor Aux Factor APos TPos Remark 1 5458.20 50.38 74.00 -23.62 40.41 32.83 9.88 32.74 0.00 100 192 Peak 2 5470.00 51.22 68.20 -16.98 41.15 32.88 9.93 32.74 0.00 100 192 Peak	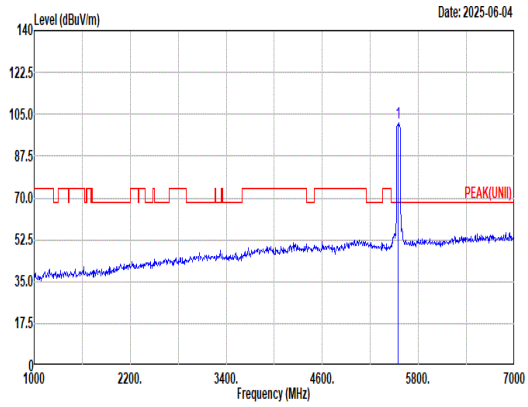 Site : 03CH11-HY Condition: PEAK(UNII) 3m 9120D_01620_240828 VERTICAL : RBW:1000.000kHz VBW:3000.000kHz SWT:Auto Freq Level Limit Line Margin Read Level Ant Factor Cable Loss Preamp Factor Aux Factor APos TPos Remark 1 5550.00 101.25 ------ ------ 90.95 32.80 10.25 32.75 0.00 100 192 Peak
Avg	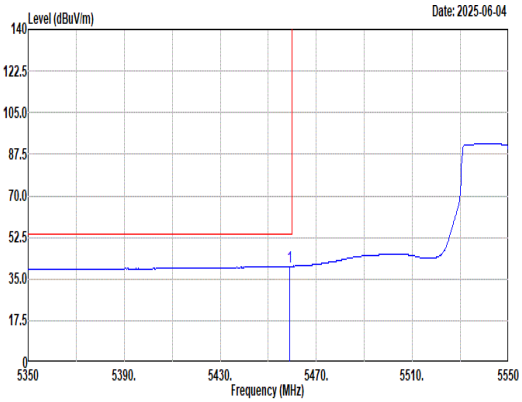 Site : 03CH11-HY Condition: AVG_BE(UNII)_B3 3m 9120D_01620_240828 VERTICAL : RBW:1000.000kHz VBW:0.010kHz SWT:Auto Freq Level Limit Line Margin Read Level Ant Factor Cable Loss Preamp Factor Aux Factor APos TPos Remark 1 5459.00 40.40 54.00 -13.60 30.42 32.84 9.88 32.74 0.00 100 192 Average	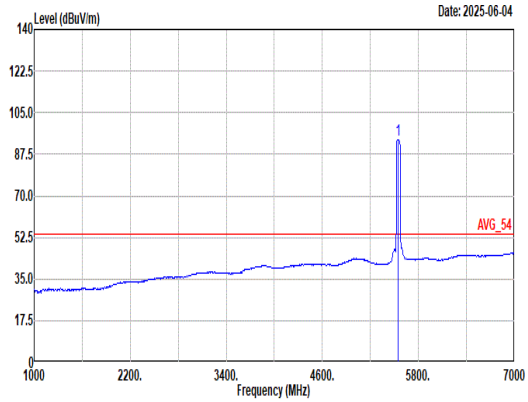 Site : 03CH11-HY Condition: AVG_54 3m 9120D_01620_240828 VERTICAL : RBW:1000.000kHz VBW:0.010kHz SWT:Auto Freq Level Limit Line Margin Read Level Ant Factor Cable Loss Preamp Factor Aux Factor APos TPos Remark 1 5550.00 93.53 ------ ------ 83.25 32.83 10.20 32.75 0.00 100 192 Average

Mode	69	
	Band Edge - R	
	U-NII-2C_5.47-5.725_802.11ax HE40_CH110_Full RU_5550MHz	
ANT	1	
Pol.	Vertical	Fundamental
Peak	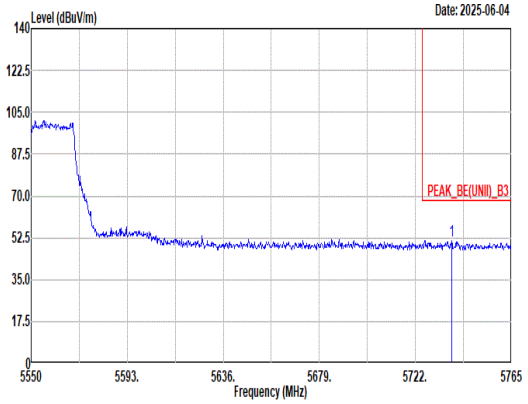 Site : 03CH11-HY Condition: PEAK_BE(UNII)_B3 3m 9120D_01620_240828 VERTICAL : RBW:1000.000kHz VBW:3000.000kHz SWT:Auto Freq Level Limit Line Margin Read Level Ant Factor Cable Loss Preamp Factor Aux Factor APos TPos Remark MHz dBuV/m dBuV/m dB dBuV dB/m dB dB dB cm deg 1 5738.34 51.38 68.20 -16.82 40.54 33.48 10.18 32.82 0.00 100 192 Peak	Blank

Mode	69	
	Harmonic	
	U-NII-2C_5.47-5.725_802.11ax HE40_CH110_Full RU_5550MHz	
ANT	1	
Pol.	Horizontal	Vertical
Peak Avg	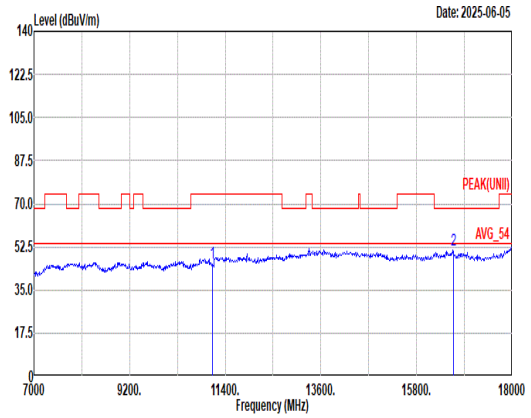 Site : 03CH11-HY Condition: PEAK(UNII) 3m 9120D_01620_240828 HORIZONTAL Freq Level Limit Line Margin Read Level Ant Factor Cable Loss Preamp Factor Aux Factor APos TPos Remark MHz dBuV/m dBuV/m dB dBuV dB/m dB dB dB cm deg 1 11100.00 45.85 74.00 -28.15 56.35 38.60 17.13 66.58 0.35 -- -- Peak 2 16650.00 51.27 68.20 -16.93 57.88 38.30 21.35 66.64 0.38 -- -- Peak	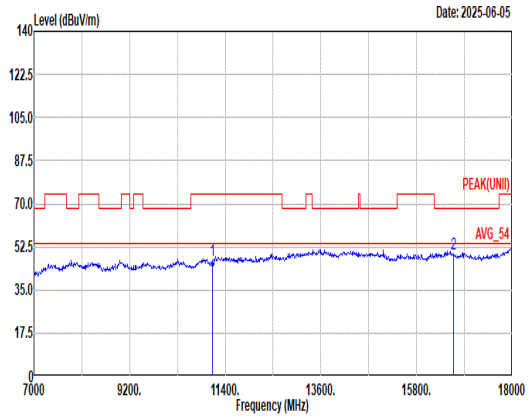 Site : 03CH11-HY Condition: PEAK(UNII) 3m 9120D_01620_240828 VERTICAL Freq Level Limit Line Margin Read Level Ant Factor Cable Loss Preamp Factor Aux Factor APos TPos Remark MHz dBuV/m dBuV/m dB dBuV dB/m dB dB dB cm deg 1 11100.00 46.86 74.00 -27.14 57.36 38.60 17.13 66.58 0.35 -- -- Peak 2 16650.00 49.43 68.20 -18.77 56.04 38.30 21.35 66.64 0.38 -- -- Peak

Mode	69	
	Harmonic	
	U-NII-2C_5.47-5.725_802.11ax HE40_CH110_Full RU_5550MHz	
ANT	1	
Pol.	Horizontal	Vertical
14.47G ~14.5G Avg	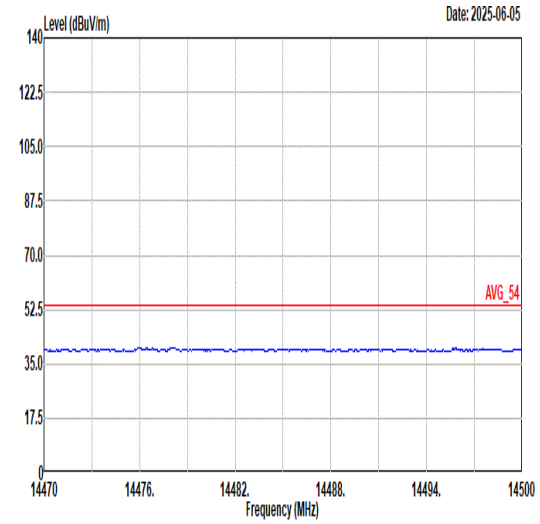 Site : 03CH11-HY Condition: AVG_54 3m 9120D_01620_240828 HORIZONTAL	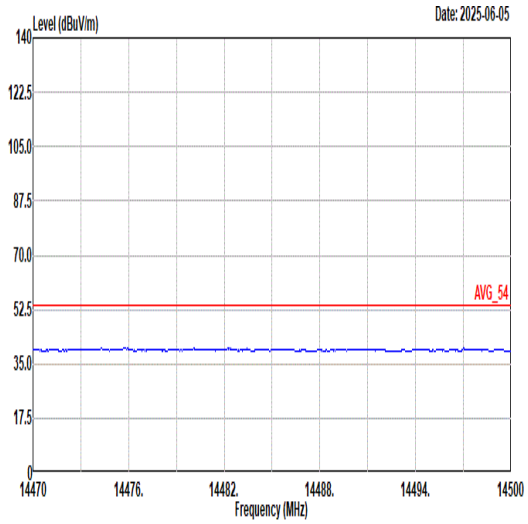 Site : 03CH11-HY Condition: AVG_54 3m 9120D_01620_240828 VERTICAL
17G ~18G Avg	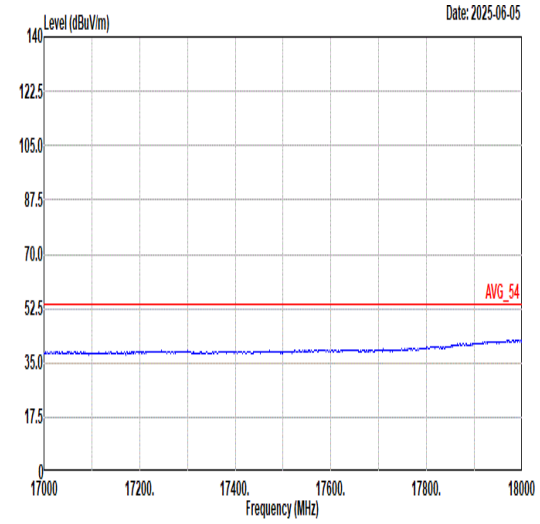 Site : 03CH11-HY Condition: AVG_54 3m 9120D_01620_240828 HORIZONTAL	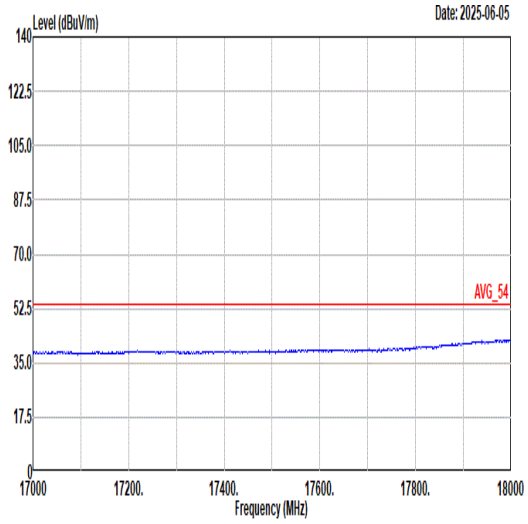 Site : 03CH11-HY Condition: AVG_54 3m 9120D_01620_240828 VERTICAL

Mode	70	
	Band Edge - L	
	U-NII-2C_5.47-5.725_802.11ax HE40_CH134_Full RU_5670MHz	
ANT	1	
Pol.	Horizontal	Fundamental
Peak	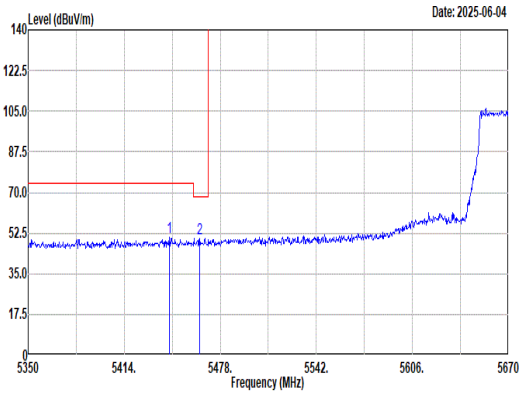 Site : 03CH11-HY Condition: PEAK_BE(UNII)_B3 3m 9120D_01620_240828 HORIZONTAL : RBW:1000.000kHz VBW:3000.000kHz SWT:Auto Freq Level Limit Line Margin Read Level Ant Factor Cable Loss Preamp Factor Aux Factor APos TPos Remark MHz dBuV/m dBuV/m dB dBuV dB/m dB dB dB cm deg 1 5444.08 50.47 74.00 -23.53 40.58 32.80 9.83 32.74 0.00 100 64 Peak 2 5464.24 50.18 68.20 -18.02 40.16 32.86 9.90 32.74 0.00 100 64 Peak	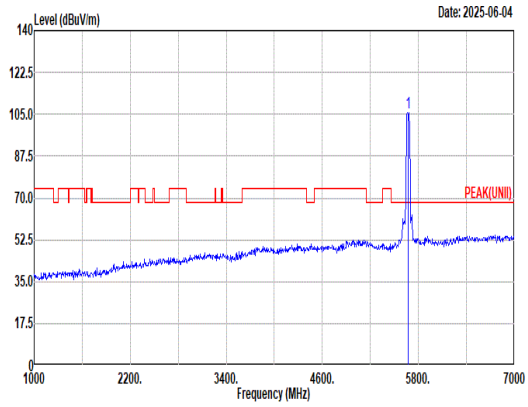 Site : 03CH11-HY Condition: PEAK(UNII) 3m 9120D_01620_240828 HORIZONTAL : RBW:1000.000kHz VBW:3000.000kHz SWT:Auto Freq Level Limit Line Margin Read Level Ant Factor Cable Loss Preamp Factor Aux Factor APos TPos Remark MHz dBuV/m dBuV/m dB dBuV dB/m dB dB dB cm deg 1 5670.00 105.68 ------ ------ 94.96 33.24 10.28 32.80 0.00 100 64 Peak
Avg	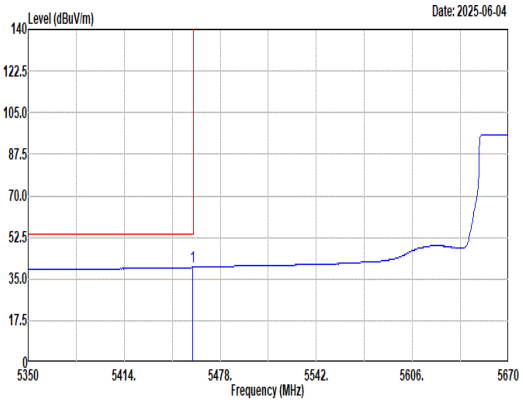 Site : 03CH11-HY Condition: AVG_BE(UNII)_B3 3m 9120D_01620_240828 HORIZONTAL : RBW:1000.000kHz VBW:0.010kHz SWT:Auto Freq Level Limit Line Margin Read Level Ant Factor Cable Loss Preamp Factor Aux Factor APos TPos Remark MHz dBuV/m dBuV/m dB dBuV dB/m dB dB dB cm deg 1 5459.44 39.94 54.00 -14.06 29.95 32.84 9.89 32.74 0.00 100 64 Average	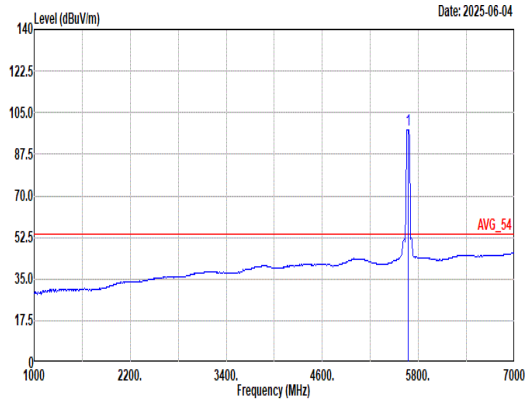 Site : 03CH11-HY Condition: AVG_54 3m 9120D_01620_240828 HORIZONTAL : RBW:1000.000kHz VBW:0.010kHz SWT:Auto Freq Level Limit Line Margin Read Level Ant Factor Cable Loss Preamp Factor Aux Factor APos TPos Remark MHz dBuV/m dBuV/m dB dBuV dB/m dB dB dB cm deg 1 5670.00 97.65 ------ ------ 86.97 33.19 10.29 32.80 0.00 100 64 Average

Mode	70	
	Band Edge - R	
	U-NII-2C_5.47-5.725_802.11ax HE40_CH134_Full RU_5670MHz	
ANT	1	
Pol.	Horizontal	Fundamental
Peak	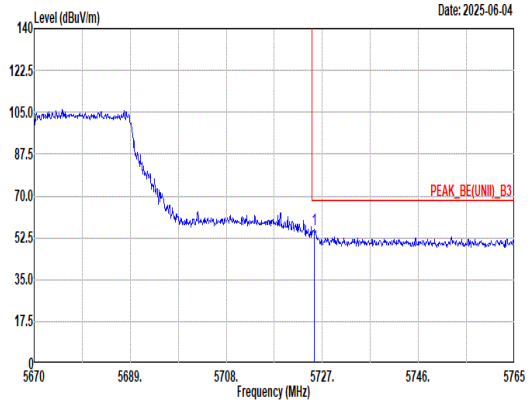 Site : 03CH11-HY Condition: PEAK_BE(UNII)_B3 3m 9120D_01620_240828 HORIZONTAL : RBW:1000.000kHz VBW:3000.000kHz SWT:Auto Freq / Level / Limit Line / Margin / Read Level / Ant Factor / Cable Loss / Preamp Factor / Aux Factor / APos / TPos / Remark MHz / dBuV/m / dBuV/m / dB / dBuV / dB/m / dB / dB / dB / cm / deg 1 5725.39 55.89 68.20 -12.31 45.05 33.45 10.21 32.82 0.00 100 64 Peak	Blank

Mode	70	
	Band Edge - L	
	U-NII-2C_5.47-5.725_802.11ax HE40_CH134_Full RU_5670MHz	
ANT	1	
Pol.	Vertical	Fundamental
Peak	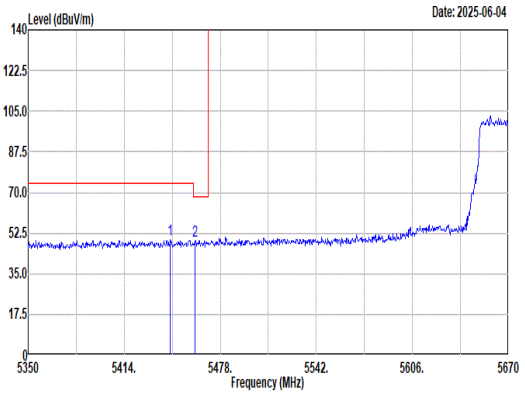 Site : 03CH11-HY Condition: PEAK_BE(UNII)_B3 3m 9120D_01620_240828 VERTICAL : RBW:1000.000kHz VBW:3000.000kHz SWT:Auto Freq Level Limit Line Margin Read Level Ant Factor Cable Loss Preamp Factor Aux Factor APos TPos Remark MHz dBuV/m dBuV/m dB dBuV dB/m dB dB dB cm deg 1 5444.72 49.63 74.00 -24.37 39.74 32.80 9.83 32.74 0.00 100 175 Peak 2 5461.04 49.31 68.20 -18.89 39.32 32.84 9.89 32.74 0.00 100 175 Peak	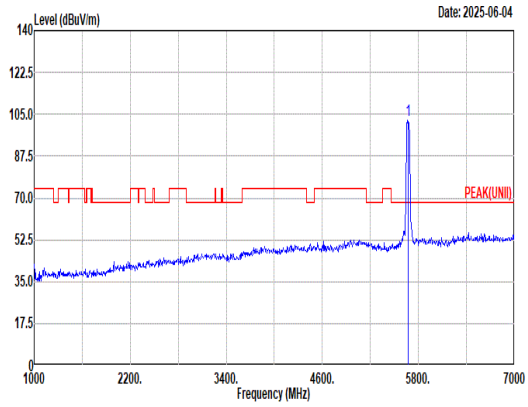 Site : 03CH11-HY Condition: PEAK(UNII) 3m 9120D_01620_240828 VERTICAL : RBW:1000.000kHz VBW:3000.000kHz SWT:Auto Freq Level Limit Line Margin Read Level Ant Factor Cable Loss Preamp Factor Aux Factor APos TPos Remark MHz dBuV/m dBuV/m dB dBuV dB/m dB dB dB cm deg 1 5670.00 102.72 ------ ------ 92.10 33.10 10.31 32.79 0.00 100 175 Peak
Avg	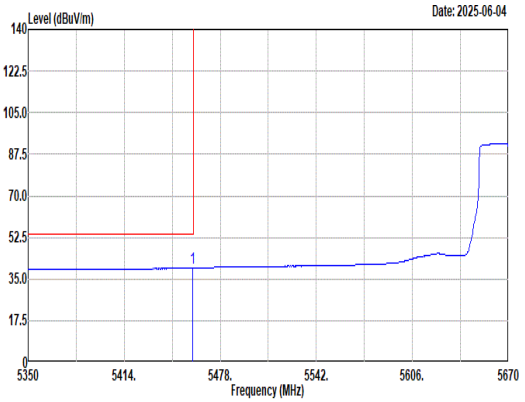 Site : 03CH11-HY Condition: AVG_BE(UNII)_B3 3m 9120D_01620_240828 VERTICAL : RBW:1000.000kHz VBW:0.010kHz SWT:Auto Freq Level Limit Line Margin Read Level Ant Factor Cable Loss Preamp Factor Aux Factor APos TPos Remark MHz dBuV/m dBuV/m dB dBuV dB/m dB dB dB cm deg 1 5459.44 39.65 54.00 -14.35 29.66 32.84 9.89 32.74 0.00 100 175 Average	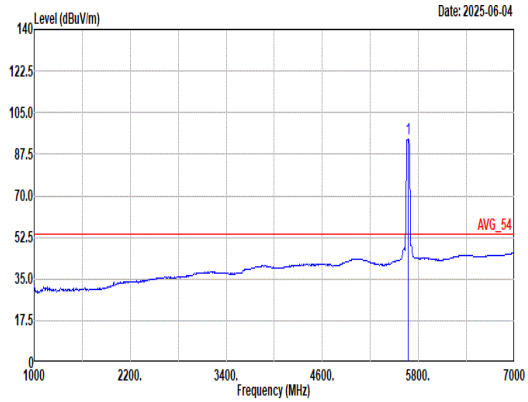 Site : 03CH11-HY Condition: AVG_54 3m 9120D_01620_240828 VERTICAL : RBW:1000.000kHz VBW:0.010kHz SWT:Auto Freq Level Limit Line Margin Read Level Ant Factor Cable Loss Preamp Factor Aux Factor APos TPos Remark MHz dBuV/m dBuV/m dB dBuV dB/m dB dB dB cm deg 1 5670.00 93.81 ------ ------ 83.16 33.14 10.30 32.79 0.00 100 175 Average

Mode	70	
	Band Edge - R	
	U-NII-2C_5.47-5.725_802.11ax HE40_CH134_Full RU_5670MHz	
ANT	1	
Pol.	Vertical	Fundamental
Peak	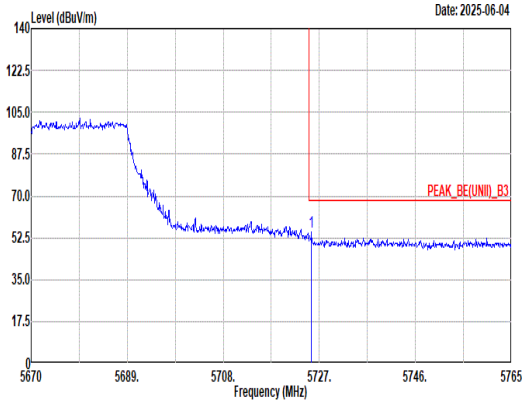	Blank

Site : 03CH11-HY
Condition: PEAK_BE(UNII)_B3 3m 9120D_01620_240828 VERTICAL
: RBW:1000.000kHz VBW:3000.000kHz SWT:Auto

	Freq	Level	Limit Line	Margin	Read Level	Ant Factor	Cable Loss	Preamp Factor	Aux Factor	APos	TPos	Remark
	MHz	dBuV/m	dBuV/m	dB	dBuV	dB/m	dB	dB	dB	cm	deg	
1	5725.48	55.11	68.20	-13.09	44.27	33.45	10.21	32.82	0.00	100	175	Peak

Mode	70	
	Harmonic	
	U-NII-2C_5.47-5.725_802.11ax HE40_CH134_Full RU_5670MHz	
ANT	1	
Pol.	Horizontal	Vertical
Peak Avg	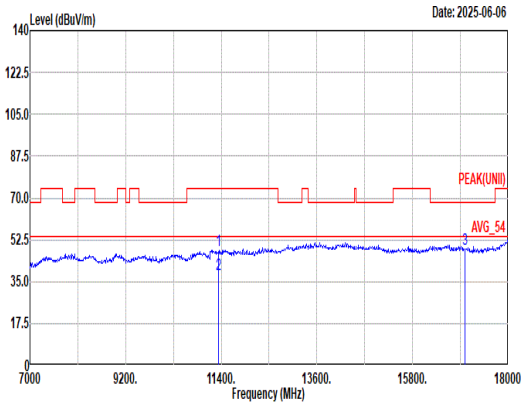 Site : 03CH11-HY Condition: PEAK(UNII) 3m 9120D_01620_240828 HORIZONTAL Freq Level Limit Line Margin Read Level Ant Factor Cable Loss Preamp Factor Aux Factor APos TPos Remark MHz dBuV/m dBuV/m dB dBuV dB/m dB dB dB cm deg 1 11340.00 48.02 74.00 -25.98 57.53 39.08 17.34 66.29 0.36 -- -- Peak 2 11340.00 37.91 54.00 -16.09 47.42 39.08 17.34 66.29 0.36 -- -- average 3 17010.00 48.74 68.20 -19.46 54.75 37.94 21.44 65.81 0.42 -- -- Peak	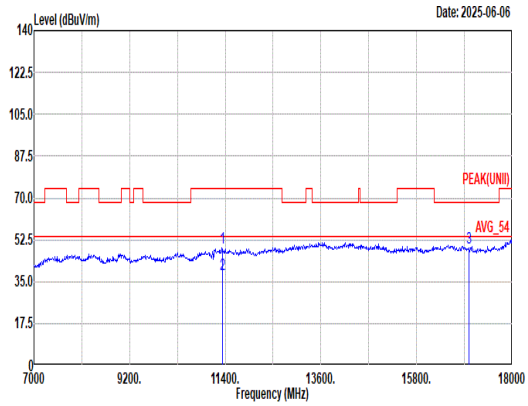 Site : 03CH11-HY Condition: PEAK(UNII) 3m 9120D_01620_240828 VERTICAL Freq Level Limit Line Margin Read Level Ant Factor Cable Loss Preamp Factor Aux Factor APos TPos Remark MHz dBuV/m dBuV/m dB dBuV dB/m dB dB dB cm deg 1 11340.00 49.16 74.00 -24.84 58.67 39.08 17.34 66.29 0.36 -- -- Peak 2 11340.00 38.08 54.00 -15.92 47.59 39.08 17.34 66.29 0.36 -- -- average 3 17010.00 49.00 68.20 -19.20 55.01 37.94 21.44 65.81 0.42 -- -- Peak

Mode	70	
	Harmonic	
	U-NII-2C_5.47-5.725_802.11ax HE40_CH134_Full RU_5670MHz	
ANT	1	
Pol.	Horizontal	Vertical
14.47G ~14.5G Avg	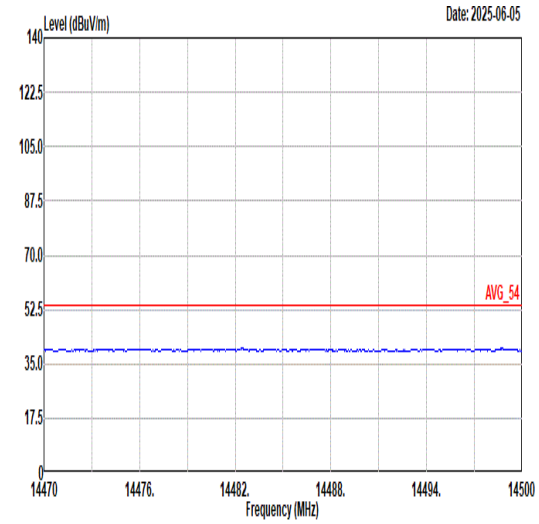 Site : 03CH11-HY Condition: AVG_54 3m 9120D_01620_240828 HORIZONTAL	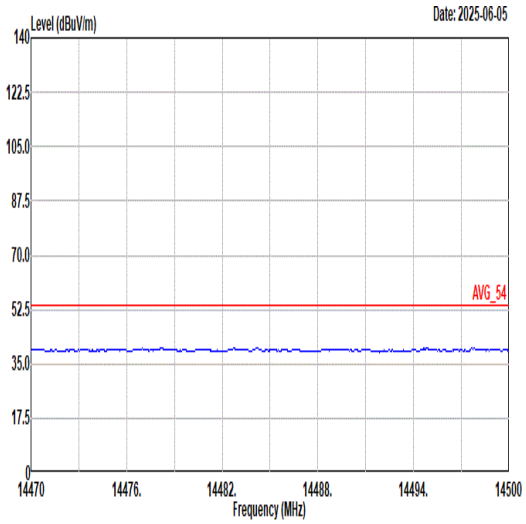 Site : 03CH11-HY Condition: AVG_54 3m 9120D_01620_240828 VERTICAL
17G ~18G Avg	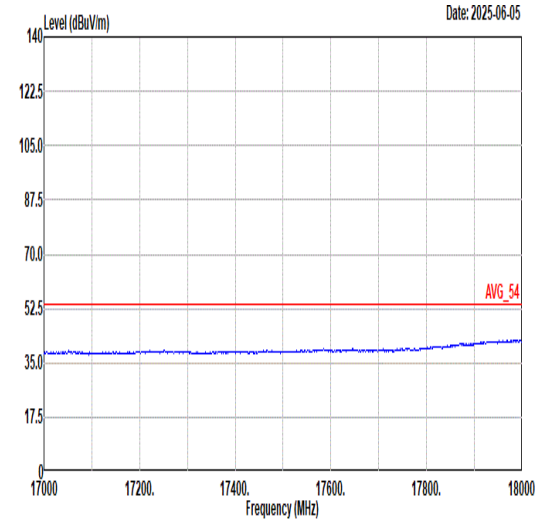 Site : 03CH11-HY Condition: AVG_54 3m 9120D_01620_240828 HORIZONTAL	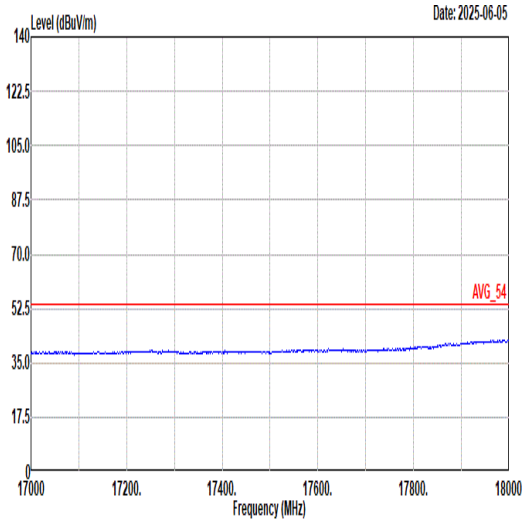 Site : 03CH11-HY Condition: AVG_54 3m 9120D_01620_240828 VERTICAL

Mode	71	
	Band Edge - L	
	U-NII-2C_5.47-5.725_802.11ax HE40_CH142_Full RU_5710MHz	
ANT	1	
Pol.	Horizontal	Fundamental
Peak	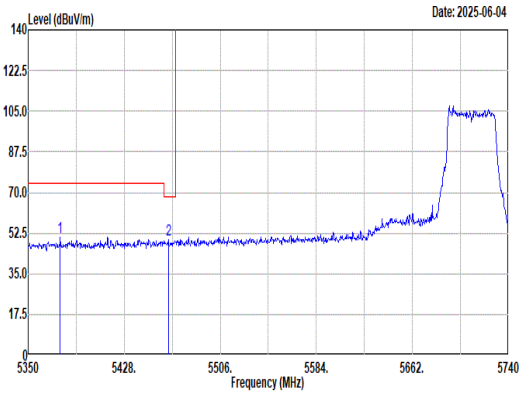 Site : 03CH11-HY Condition: STRADDLES U-NII-1&2A 3m 9120D_01620_240828 HORIZONTAL : RBW:1000.000kHz VBW:3000.000kHz SWT:Auto Freq Level Limit Line Margin Read Level Ant Factor Cable Loss Preamp Factor Aux Factor APos TPos Remark 1 5376.13 50.51 74.00 -23.49 40.76 32.85 9.66 32.76 0.00 108 64 Peak 2 5463.88 49.75 68.20 -18.45 39.73 32.86 9.90 32.74 0.00 108 64 Peak	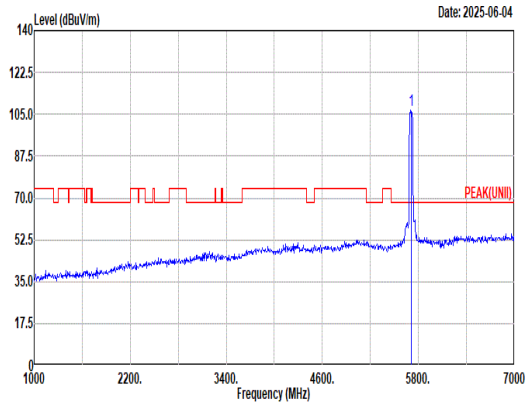 Site : 03CH11-HY Condition: PEAK(UNII) 3m 9120D_01620_240828 HORIZONTAL : RBW:1000.000kHz VBW:3000.000kHz SWT:Auto Freq Level Limit Line Margin Read Level Ant Factor Cable Loss Preamp Factor Aux Factor APos TPos Remark 1 5710.00 106.62 ------ ------ 95.78 33.41 10.24 32.81 0.00 108 64 Peak
Avg	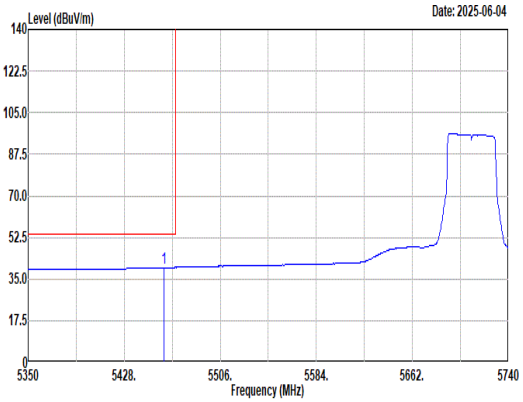 Site : 03CH11-HY Condition: U-NII-1&2A AVERAGE 3m 9120D_01620_240828 HORIZONTAL : RBW:1000.000kHz VBW:0.010kHz SWT:Auto Freq Level Limit Line Margin Read Level Ant Factor Cable Loss Preamp Factor Aux Factor APos TPos Remark 1 5459.98 39.73 54.00 -14.27 29.74 32.84 9.89 32.74 0.00 108 64 Average	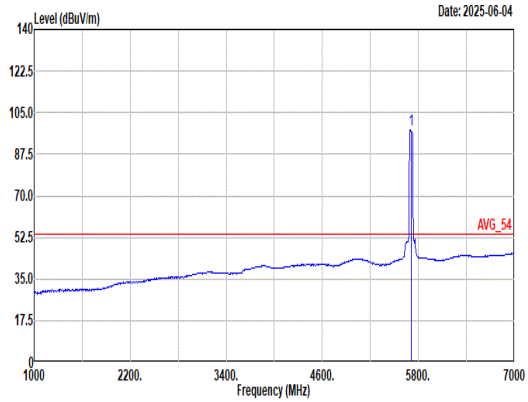 Site : 03CH11-HY Condition: AVG_54 3m 9120D_01620_240828 HORIZONTAL : RBW:1000.000kHz VBW:0.010kHz SWT:Auto Freq Level Limit Line Margin Read Level Ant Factor Cable Loss Preamp Factor Aux Factor APos TPos Remark 1 5710.00 97.63 ------ ------ 86.83 33.34 10.26 32.80 0.00 108 64 Average

Mode	71	
	Band Edge - R	
	U-NII-2C_5.47-5.725_802.11ax HE40_CH142_Full RU_5710MHz	
ANT	1	
Pol.	Horizontal	Fundamental
Peak	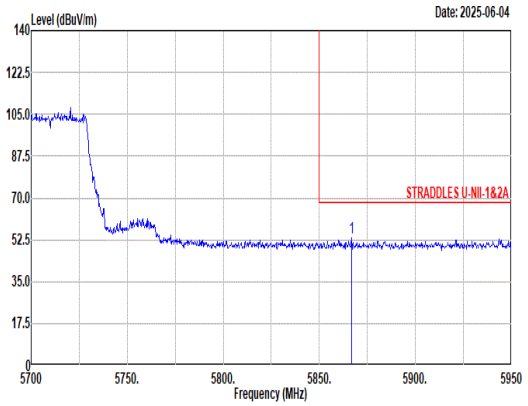	Blank

Site : 03CH11-HY
Condition: STRADDLES U-NII-1&2A 3m 9120D_01620_240828 HORIZONTAL
: RBW:1000.000kHz VBW:3000.000kHz SWT:Auto

	Freq	Level	Limit Line	Margin	Read Level	Ant Factor	Cable Loss	Preamp Factor	Aux Factor	APos	TPos	Remark
	MHz	dBuV/m	dBuV/m	dB	dBuV	dB/m	dB	dB	dB	cm	deg	
1	5867.00	53.14	68.20	-15.06	41.65	34.07	10.29	32.87	0.00	108	64	Peak

Mode	71	
	Band Edge - L	
	U-NII-2C_5.47-5.725_802.11ax HE40_CH142_Full RU_5710MHz	
ANT	1	
Pol.	Vertical	Fundamental
Peak	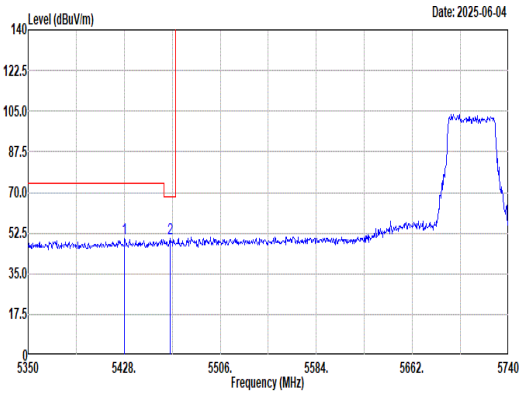 Site : 03CH11-HY Condition: STRADDLES U-NII-1&2A 3m 9120D_01620_240828 VERTICAL : RBW:1000.000kHz VBW:3000.000kHz SWT:Auto Freq Level Limit Line Margin Read Level Ant Factor Cable Loss Preamp Factor Aux Factor APos TPos Remark 1 5428.39 50.35 74.00 -23.65 40.53 32.80 9.77 32.75 0.00 100 174 Peak 2 5465.05 50.29 68.20 -17.91 40.26 32.86 9.91 32.74 0.00 100 174 Peak	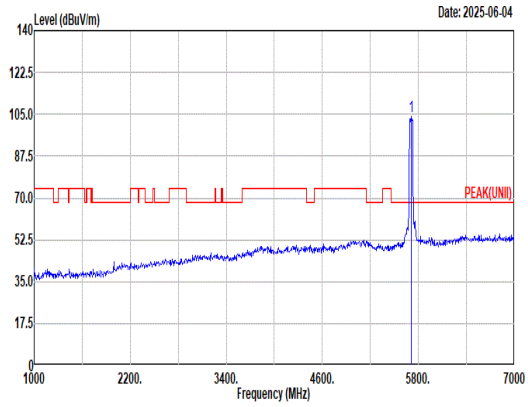 Site : 03CH11-HY Condition: PEAK(UNII) 3m 9120D_01620_240828 VERTICAL : RBW:1000.000kHz VBW:3000.000kHz SWT:Auto Freq Level Limit Line Margin Read Level Ant Factor Cable Loss Preamp Factor Aux Factor APos TPos Remark 1 5710.00 103.84 ------ ------ 93.00 33.42 10.23 32.81 0.00 100 174 Peak
Avg	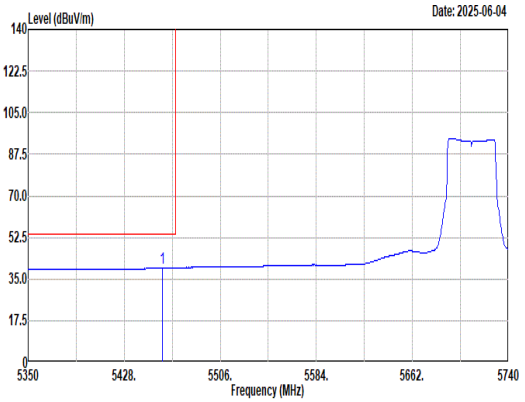 Site : 03CH11-HY Condition: U-NII-1&2A AVERAGE 3m 9120D_01620_240828 VERTICAL : RBW:1000.000kHz VBW:0.010kHz SWT:Auto Freq Level Limit Line Margin Read Level Ant Factor Cable Loss Preamp Factor Aux Factor APos TPos Remark 1 5459.20 39.57 54.00 -14.43 29.59 32.84 9.88 32.74 0.00 100 174 Average	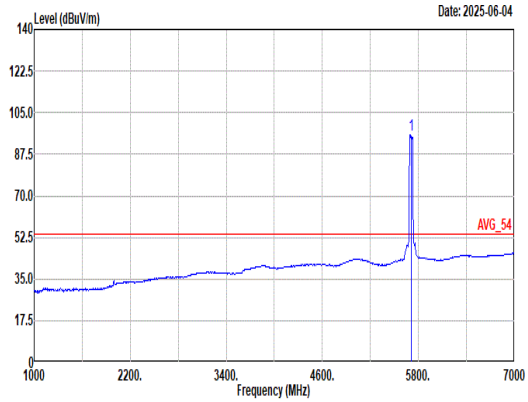 Site : 03CH11-HY Condition: AVG_54 3m 9120D_01620_240828 VERTICAL : RBW:1000.000kHz VBW:0.010kHz SWT:Auto Freq Level Limit Line Margin Read Level Ant Factor Cable Loss Preamp Factor Aux Factor APos TPos Remark 1 5710.00 95.56 ------ ------ 84.76 33.34 10.26 32.80 0.00 100 174 Average

Mode	71	
	Band Edge - R	
	U-NII-2C_5.47-5.725_802.11ax HE40_CH142_Full RU_5710MHz	
ANT	1	
Pol.	Vertical	Fundamental
Peak	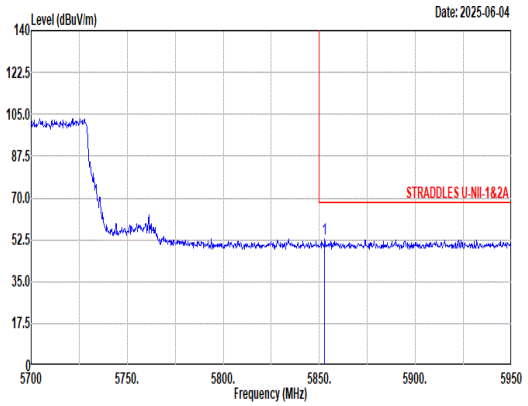 Site : 03CH11-HY Condition: STRADDLES U-NII-1&2A 3m 9120D_01620_240828 VERTICAL : RBW:1000.000kHz VBW:3000.000kHz SWT:Auto Limit Read Ant Cable Preamp Aux APos TPos Freq Level Line Margin Level Factor Loss Factor Factor Remark MHz dBuV/m dBuV/m dB dBuV dB/m dB dB dB cm deg 1 5852.75 52.74 68.20 -15.46 41.34 34.01 10.25 32.86 0.00 100 174 Peak	Blank

Mode	71	
	Harmonic	
	U-NII-2C_5.47-5.725_802.11ax HE40_CH142_Full RU_5710MHz	
ANT	1	
Pol.	Horizontal	Vertical
Peak Avg	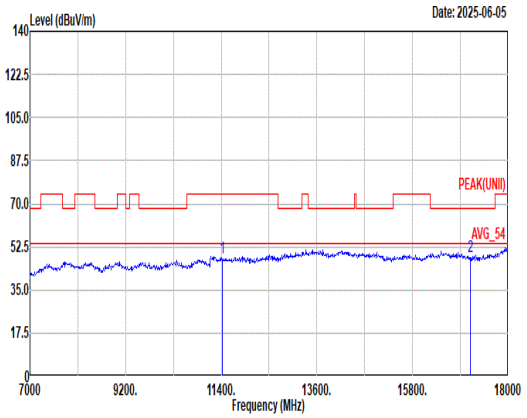 Site : 03CH11-HY Condition: PEAK(UNII) 3m 9120D_01620_240828 HORIZONTAL Freq Level Limit Line Margin Read Level Ant Factor Cable Loss Preamp Factor Aux Factor APos TPos Remark MHz dBuV/m dBuV/m dB dBuV dB/m dB dB dB cm deg 1 11420.00 47.90 74.00 -26.10 57.37 38.96 17.41 66.20 0.36 -- -- Peak 2 17130.00 48.38 68.20 -19.82 54.48 37.86 21.51 65.90 0.43 -- -- Peak	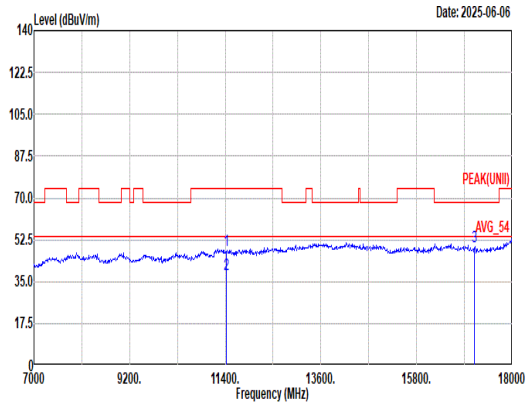 Site : 03CH11-HY Condition: PEAK(UNII) 3m 9120D_01620_240828 VERTICAL Freq Level Limit Line Margin Read Level Ant Factor Cable Loss Preamp Factor Aux Factor APos TPos Remark MHz dBuV/m dBuV/m dB dBuV dB/m dB dB dB cm deg 1 11420.00 48.25 74.00 -25.75 57.72 38.96 17.41 66.20 0.36 -- -- Peak 2 11420.00 37.83 54.00 -16.17 47.30 38.96 17.41 66.20 0.36 -- -- average 3 17130.00 49.46 68.20 -18.74 55.56 37.86 21.51 65.90 0.43 -- -- Peak

Mode	71	
	Harmonic	
	U-NII-2C_5.47-5.725_802.11ax HE40_CH142_Full RU_5710MHz	
ANT	1	
Pol.	Horizontal	Vertical
14.47G ~14.5G Avg	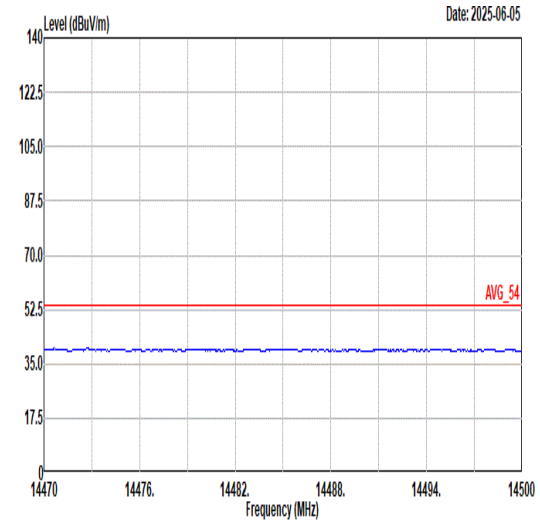 Site : 03CH11-HY Condition: AVG_54 3m 9120D_01620_240828 HORIZONTAL	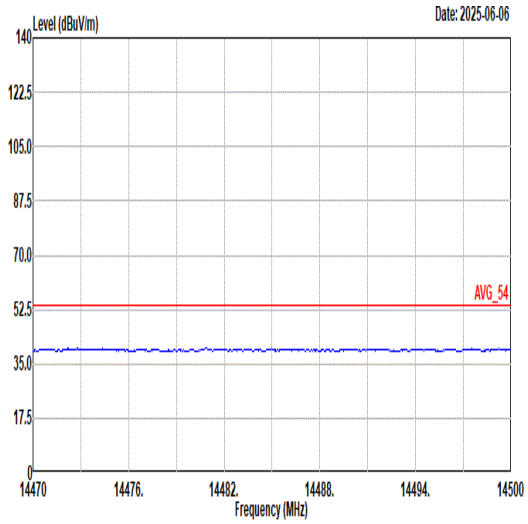 Site : 03CH11-HY Condition: AVG_54 3m 9120D_01620_240828 VERTICAL
17G ~18G Avg	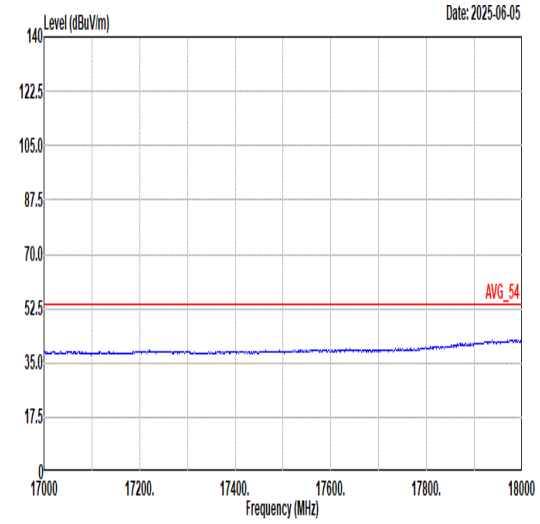 Site : 03CH11-HY Condition: AVG_54 3m 9120D_01620_240828 HORIZONTAL	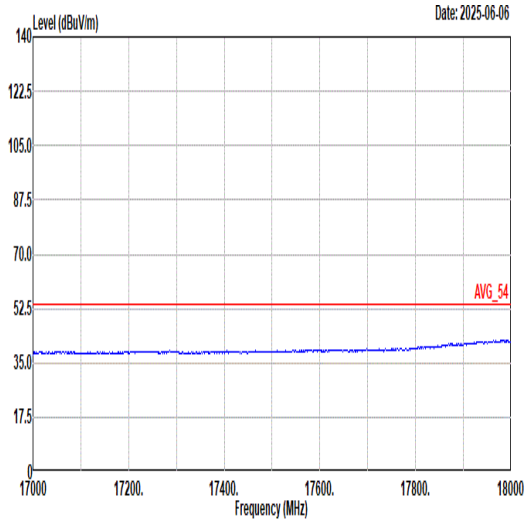 Site : 03CH11-HY Condition: AVG_54 3m 9120D_01620_240828 VERTICAL

Mode	72	
	Band Edge - L	
	U-NII-2C_5.47-5.725_802.11ax HE80_CH106_Full RU_5530MHz	
ANT	1	
Pol.	Horizontal	Fundamental
Peak	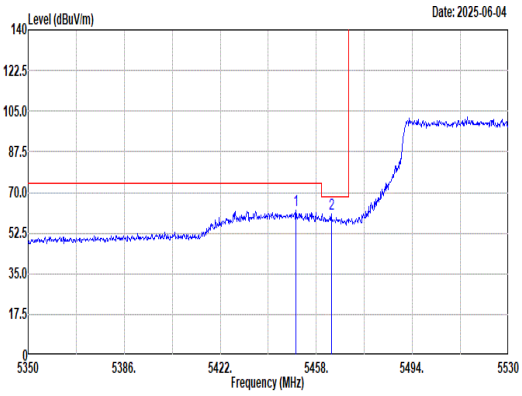 Site : 03CH11-HY Condition: PEAK_BE(UNII)_B3 3m 9120D_01620_240828 HORIZONTAL : RBW:1000.000kHz VBW:3000.000kHz SWT:Auto Freq Level Limit Line Margin Read Level Ant Factor Cable Loss Preamp Factor Aux Factor APos TPos Remark MHz dBuV/m dBuV/m dB dBuV dB/m dB dB dB cm deg 1 5450.44 62.44 74.00 -11.56 52.53 32.80 9.85 32.74 0.00 134 68 Peak 2 5463.58 60.79 68.20 -7.41 50.78 32.85 9.90 32.74 0.00 134 68 Peak	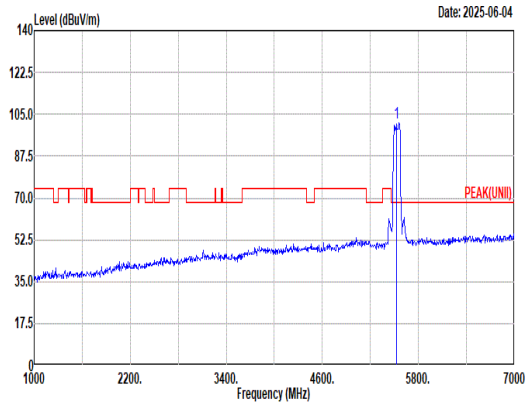 Site : 03CH11-HY Condition: PEAK(UNII) 3m 9120D_01620_240828 HORIZONTAL : RBW:1000.000kHz VBW:3000.000kHz SWT:Auto Freq Level Limit Line Margin Read Level Ant Factor Cable Loss Preamp Factor Aux Factor APos TPos Remark MHz dBuV/m dBuV/m dB dBuV dB/m dB dB dB cm deg 1 5530.00 101.63 ------ ------ 91.31 32.80 10.27 32.75 0.00 134 68 Peak
Avg	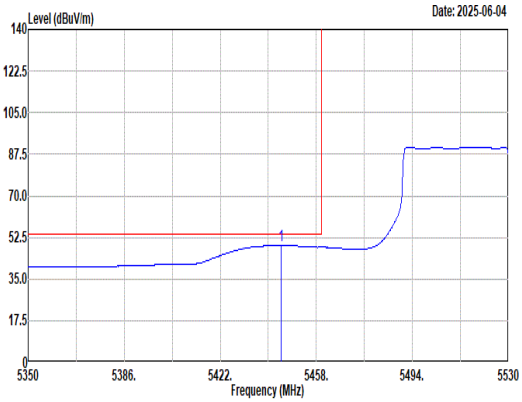 Site : 03CH11-HY Condition: AVG_BE(UNII)_B3 3m 9120D_01620_240828 HORIZONTAL : RBW:1000.000kHz VBW:0.010kHz SWT:Auto Freq Level Limit Line Margin Read Level Ant Factor Cable Loss Preamp Factor Aux Factor APos TPos Remark MHz dBuV/m dBuV/m dB dBuV dB/m dB dB dB cm deg 1 5444.86 49.29 54.00 -4.71 39.40 32.80 9.83 32.74 0.00 134 68 Average	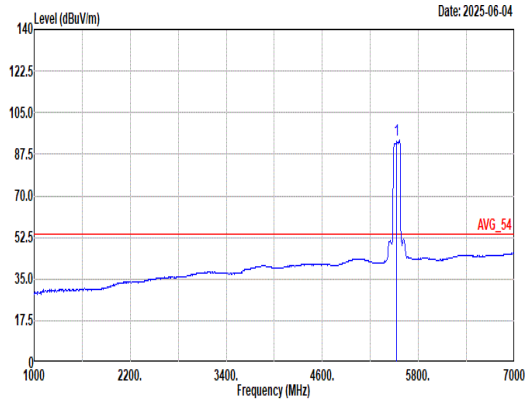 Site : 03CH11-HY Condition: AVG_54 3m 9120D_01620_240828 HORIZONTAL : RBW:1000.000kHz VBW:0.010kHz SWT:Auto Freq Level Limit Line Margin Read Level Ant Factor Cable Loss Preamp Factor Aux Factor APos TPos Remark MHz dBuV/m dBuV/m dB dBuV dB/m dB dB dB cm deg 1 5530.00 93.28 ------ ------ 82.95 32.80 10.29 32.76 0.00 134 68 Average

Mode	72	
	Band Edge - R	
	U-NII-2C_5.47-5.725_802.11ax HE80_CH106_Full RU_5530MHz	
ANT	1	
Pol.	Horizontal	Fundamental
Peak	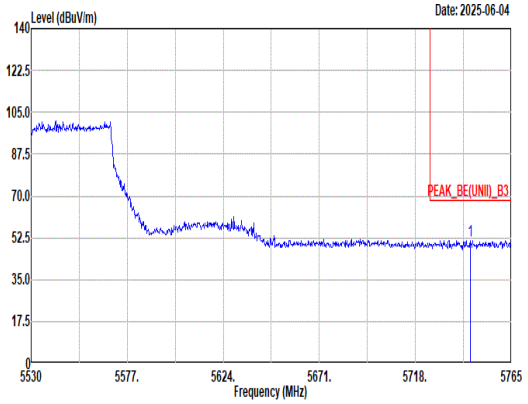 Site : 03CH11-HY Condition: PEAK_BE(UNII)_B3 3m 9120D_01620_240828 HORIZONTAL : RBW:1000.000kHz VBW:3000.000kHz SWT:Auto Freq Level Limit Line Margin Read Level Ant Factor Cable Loss Preamp Factor Aux Factor APos TPos Remark MHz dBuV/m dBuV/m dB dBuV dB/m dB dB dB cm deg 1 5745.03 51.45 68.20 -16.75 40.61 33.49 10.17 32.82 0.00 134 68 Peak	Blank

Mode	72	
	Band Edge - L	
	U-NII-2C_5.47-5.725_802.11ax HE80_CH106_Full RU_5530MHz	
ANT	1	
Pol.	Vertical	Fundamental
Peak	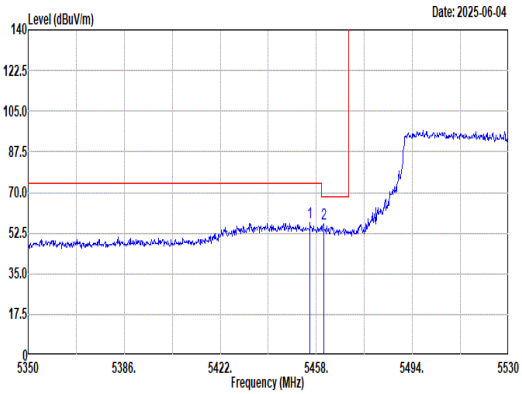 Site : 03CH11-HY Condition: PEAK_BE(UNII)_B3 3m 9120D_01620_240828 VERTICAL : RBW:1000.000kHz VBW:3000.000kHz SWT:Auto Freq Level Limit Line Margin Read Level Ant Factor Cable Loss Preamp Factor Aux Factor APos TPos Remark MHz dBuV/m dBuV/m dB dBuV dB/m dB dB dB cm deg 1 5455.66 57.17 74.00 -16.83 47.22 32.82 9.87 32.74 0.00 102 152 Peak 2 5460.70 56.50 68.20 -11.70 46.51 32.84 9.89 32.74 0.00 102 152 Peak	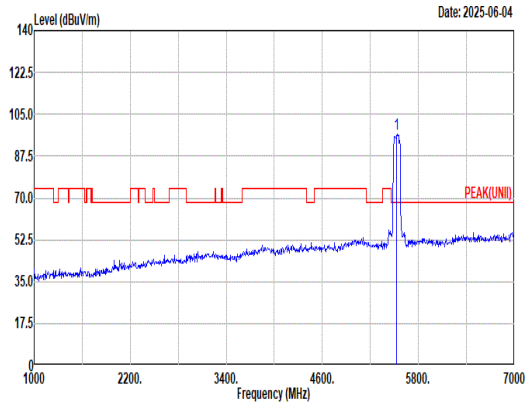 Site : 03CH11-HY Condition: PEAK(UNII) 3m 9120D_01620_240828 VERTICAL : RBW:1000.000kHz VBW:3000.000kHz SWT:Auto Freq Level Limit Line Margin Read Level Ant Factor Cable Loss Preamp Factor Aux Factor APos TPos Remark MHz dBuV/m dBuV/m dB dBuV dB/m dB dB dB cm deg 1 5530.00 96.48 ------ ------ 86.18 32.86 10.18 32.74 0.00 102 152 Peak
Avg	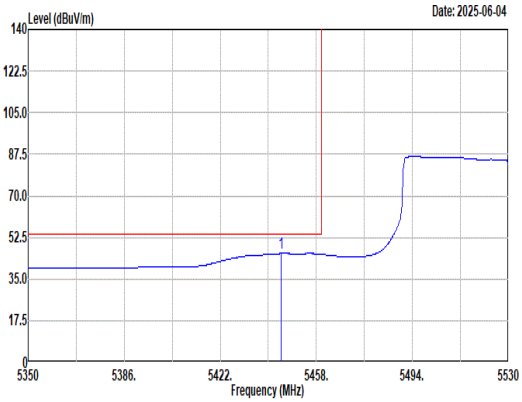 Site : 03CH11-HY Condition: AVG_BE(UNII)_B3 3m 9120D_01620_240828 VERTICAL : RBW:1000.000kHz VBW:0.010kHz SWT:Auto Freq Level Limit Line Margin Read Level Ant Factor Cable Loss Preamp Factor Aux Factor APos TPos Remark MHz dBuV/m dBuV/m dB dBuV dB/m dB dB dB cm deg 1 5444.86 45.82 54.00 -8.18 35.93 32.80 9.83 32.74 0.00 102 152 Average	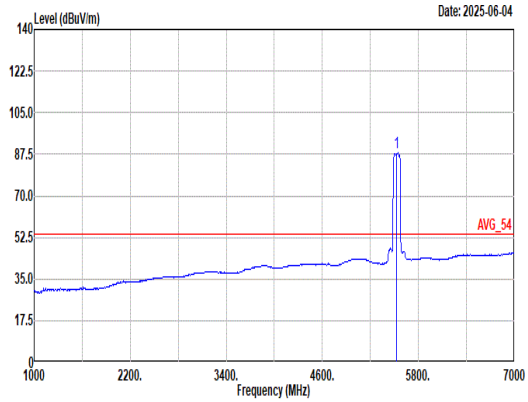 Site : 03CH11-HY Condition: AVG_54 3m 9120D_01620_240828 VERTICAL : RBW:1000.000kHz VBW:0.010kHz SWT:Auto Freq Level Limit Line Margin Read Level Ant Factor Cable Loss Preamp Factor Aux Factor APos TPos Remark MHz dBuV/m dBuV/m dB dBuV dB/m dB dB dB cm deg 1 5530.00 88.00 ------ ------ 77.72 32.83 10.20 32.75 0.00 102 152 Average

Mode	72	
	Band Edge - R	
	U-NII-2C_5.47-5.725_802.11ax HE80_CH106_Full RU_5530MHz	
ANT	1	
Pol.	Vertical	Fundamental
Peak	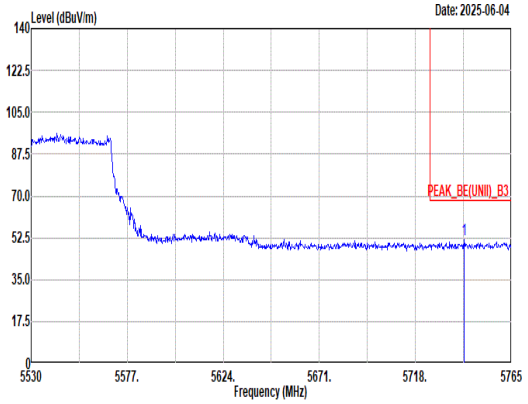 Site : 03CH11-HY Condition: PEAK_BE(UNII)_B3 3m 9120D_01620_240828 VERTICAL : RBW:1000.000kHz VBW:3000.000kHz SWT:Auto Freq / Level / Limit Line / Margin / Read Level / Ant Factor / Cable Loss / Preamp Factor / Aux Factor / APos / TPos / Remark MHz / dBuV/m / dBuV/m / dB / dBuV / dB/m / dB / dB / dB / cm / deg 1 5741.74 51.72 68.20 -16.48 40.88 33.48 10.18 32.82 0.00 102 152 Peak	Blank

Mode	72	
	Harmonic	
	U-NII-2C_5.47-5.725_802.11ax HE80_CH106_Full RU_5530MHz	
ANT	1	
Pol.	Horizontal	Vertical
Peak Avg	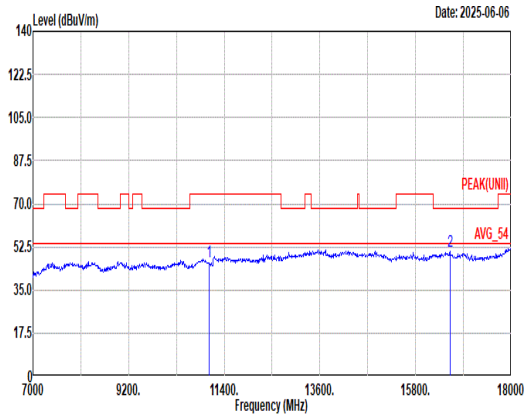 Site : 03CH11-HY Condition: PEAK(UNII) 3m 9120D_01620_240828 HORIZONTAL Freq Level Limit Line Margin Read Level Ant Factor Cable Loss Preamp Factor Aux Factor APos TPos Remark MHz dBuV/m dBuV/m dB dBuV dB/m dB dB dB cm deg 1 11060.00 46.69 74.00 -27.31 57.28 38.60 17.09 66.63 0.35 -- -- Peak 2 16590.00 50.66 68.20 -17.54 57.35 38.38 21.33 66.78 0.38 -- -- Peak	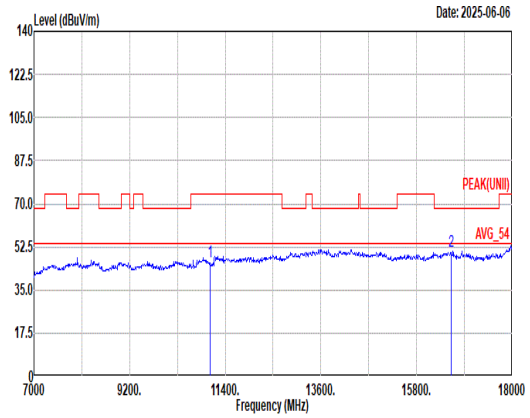 Site : 03CH11-HY Condition: PEAK(UNII) 3m 9120D_01620_240828 VERTICAL Freq Level Limit Line Margin Read Level Ant Factor Cable Loss Preamp Factor Aux Factor APos TPos Remark MHz dBuV/m dBuV/m dB dBuV dB/m dB dB dB cm deg 1 11060.00 46.41 74.00 -27.59 57.00 38.60 17.09 66.63 0.35 -- -- Peak 2 16590.00 50.66 68.20 -17.54 57.35 38.38 21.33 66.78 0.38 -- -- Peak

Mode	72	
	Harmonic	
	U-NII-2C_5.47-5.725_802.11ax HE80_CH106_Full RU_5530MHz	
ANT	1	
Pol.	Horizontal	Vertical
14.47G ~14.5G Avg	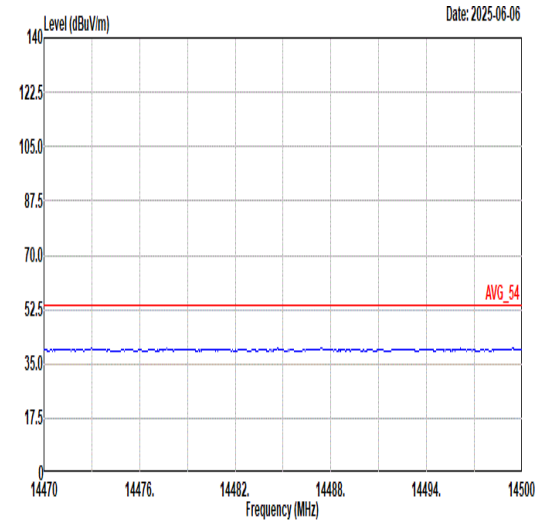 Site : 03CH11-HY Condition: AVG_54 3m 9120D_01620_240828 HORIZONTAL	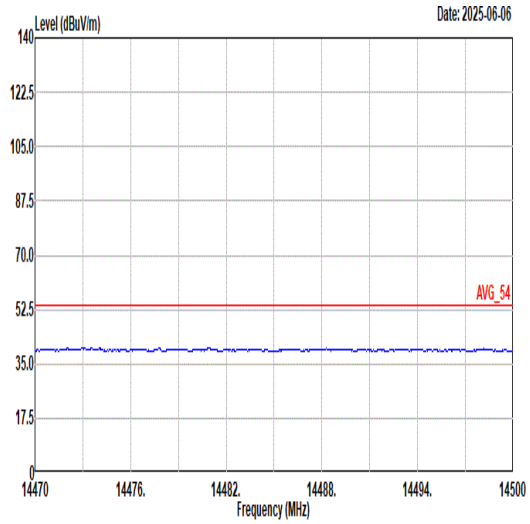 Site : 03CH11-HY Condition: AVG_54 3m 9120D_01620_240828 VERTICAL
17G ~18G Avg	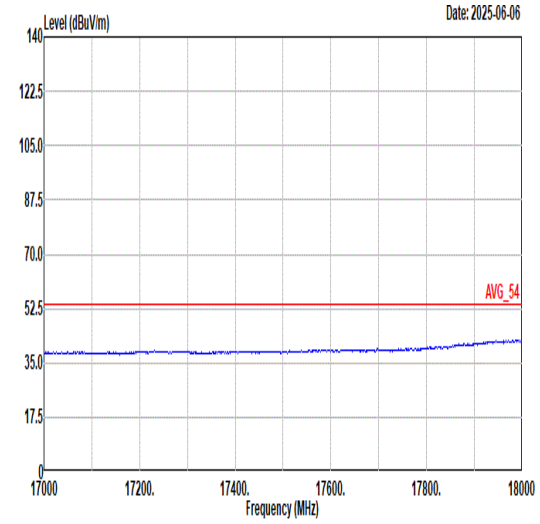 Site : 03CH11-HY Condition: AVG_54 3m 9120D_01620_240828 HORIZONTAL	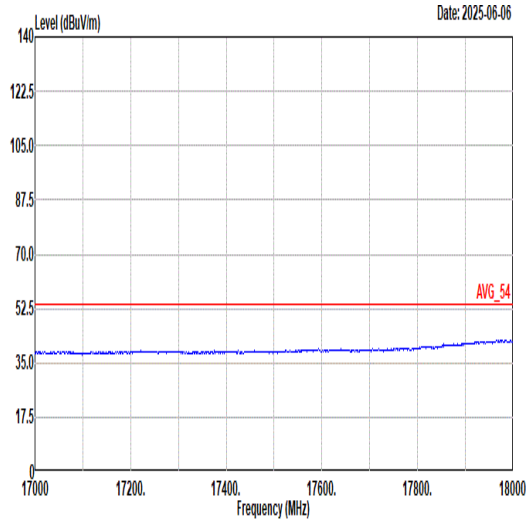 Site : 03CH11-HY Condition: AVG_54 3m 9120D_01620_240828 VERTICAL

Mode	73	
	Band Edge - L	
	U-NII-2C_5.47-5.725_802.11ax HE80_CH122_Full RU_5610MHz	
ANT	1	
Pol.	Horizontal	Fundamental
Peak	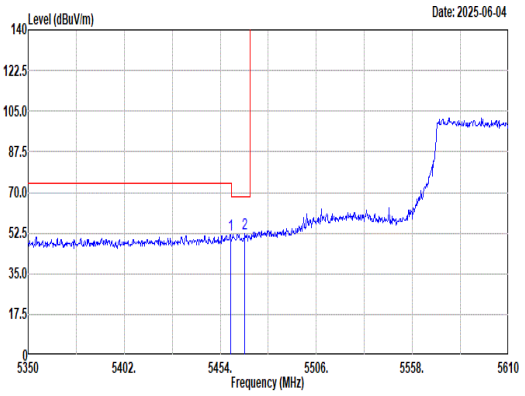 Site : 03CH11-HY Condition: PEAK_BE(UNII)_B3 3m 9120D_01620_240828 HORIZONTAL : RBW:1000.000kHz VBW:3000.000kHz SWT:Auto Freq Level Limit Line Margin Read Level Ant Factor Cable Loss Preamp Factor Aux Factor APos TPos Remark MHz dBuV/m dBuV/m dB dBuV dB/m dB dB dB cm deg 1 5459.46 51.61 74.00 -22.39 41.62 32.84 9.89 32.74 0.00 100 65 Peak 2 5467.26 52.18 68.20 -16.02 42.13 32.87 9.92 32.74 0.00 100 65 Peak	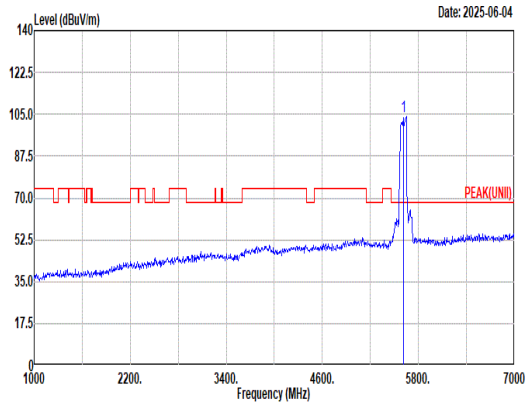 Site : 03CH11-HY Condition: PEAK(UNII) 3m 9120D_01620_240828 HORIZONTAL : RBW:1000.000kHz VBW:3000.000kHz SWT:Auto Freq Level Limit Line Margin Read Level Ant Factor Cable Loss Preamp Factor Aux Factor APos TPos Remark MHz dBuV/m dBuV/m dB dBuV dB/m dB dB dB cm deg 1 5610.00 104.33 ------ ------ 93.78 33.00 10.34 32.79 0.00 100 65 Peak
Avg	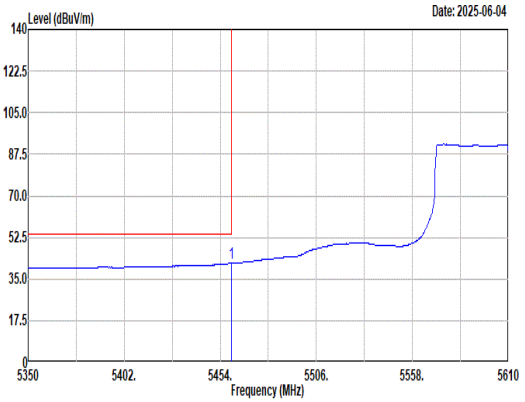 Site : 03CH11-HY Condition: AVG_BE(UNII)_B3 3m 9120D_01620_240828 HORIZONTAL : RBW:1000.000kHz VBW:0.010kHz SWT:Auto Freq Level Limit Line Margin Read Level Ant Factor Cable Loss Preamp Factor Aux Factor APos TPos Remark MHz dBuV/m dBuV/m dB dBuV dB/m dB dB dB cm deg 1 5459.98 41.59 54.00 -12.41 31.60 32.84 9.89 32.74 0.00 100 65 Average	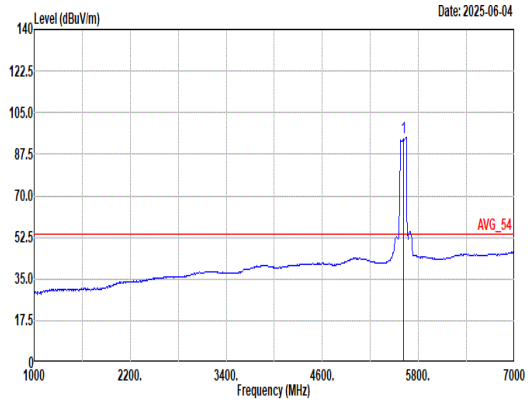 Site : 03CH11-HY Condition: AVG_54 3m 9120D_01620_240828 HORIZONTAL : RBW:1000.000kHz VBW:0.010kHz SWT:Auto Freq Level Limit Line Margin Read Level Ant Factor Cable Loss Preamp Factor Aux Factor APos TPos Remark MHz dBuV/m dBuV/m dB dBuV dB/m dB dB dB cm deg 1 5610.00 94.57 ------ ------ 84.02 33.00 10.34 32.79 0.00 100 65 Average

Mode	73	
	Band Edge - R	
	U-NII-2C_5.47-5.725_802.11ax HE80_CH122_Full RU_5610MHz	
ANT	1	
Pol.	Horizontal	Fundamental
Peak	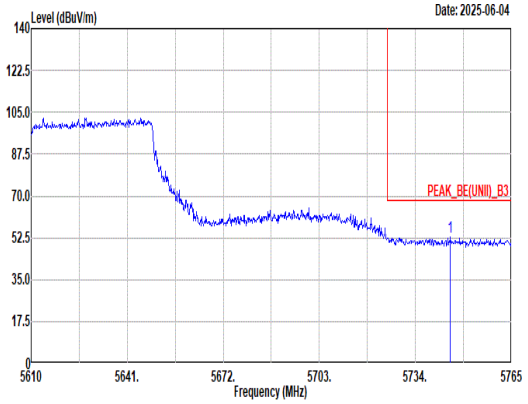 Site : 03CH11-HY Condition: PEAK_BE(UNII)_B3 3m 9120D_01620_240828 HORIZONTAL : RBW:1000.000kHz VBW:3000.000kHz SWT:Auto Freq Level Limit Line Margin Read Level Ant Factor Cable Loss Preamp Factor Aux Factor APos TPos Remark MHz dBuV/m dBuV/m dB dBuV dB/m dB dB dB cm deg 1 5745.32 52.58 68.20 -15.62 41.74 33.49 10.17 32.82 0.00 100 65 Peak	Blank

Mode	73	
	Band Edge - L	
	U-NII-2C_5.47-5.725_802.11ax HE80_CH122_Full RU_5610MHz	
ANT	1	
Pol.	Vertical	Fundamental
Peak	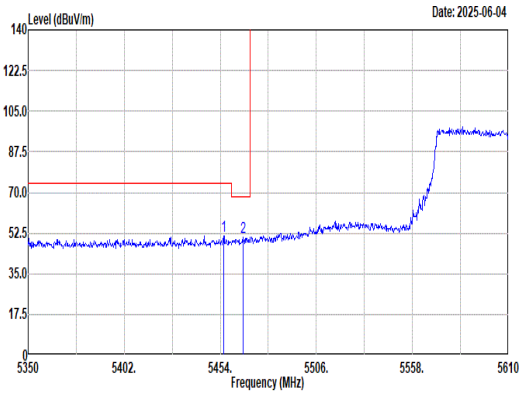 Site : 03CH11-HY Condition: PEAK_BE(UNII)_B3 3m 9120D_01620_240828 VERTICAL : RBW:1000.000kHz VBW:3000.000kHz SWT:Auto Freq Level Limit Line Margin Read Level Ant Factor Cable Loss Preamp Factor Aux Factor APos TPos Remark MHz dBuV/m dBuV/m dB dBuV dB/m dB dB dB cm deg 1 5455.82 51.29 74.00 -22.71 41.34 32.82 9.87 32.74 0.00 100 191 Peak 2 5466.22 50.76 68.20 -17.44 40.73 32.86 9.91 32.74 0.00 100 191 Peak	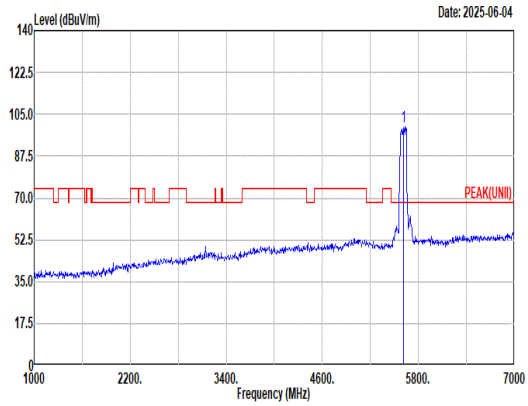 Site : 03CH11-HY Condition: PEAK(UNII) 3m 9120D_01620_240828 VERTICAL : RBW:1000.000kHz VBW:3000.000kHz SWT:Auto Freq Level Limit Line Margin Read Level Ant Factor Cable Loss Preamp Factor Aux Factor APos TPos Remark MHz dBuV/m dBuV/m dB dBuV dB/m dB dB dB cm deg 1 5610.00 100.07 ------ ------ 89.55 32.93 10.37 32.78 0.00 100 191 Peak
Avg	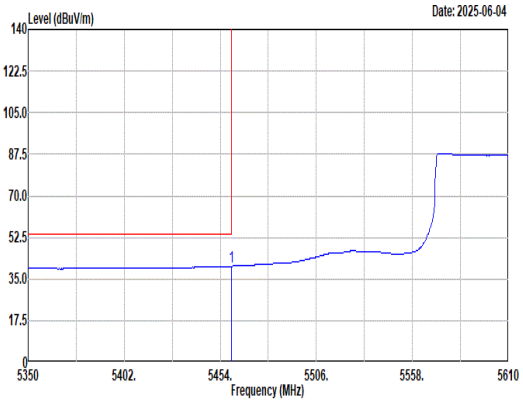 Site : 03CH11-HY Condition: AVG_BE(UNII)_B3 3m 9120D_01620_240828 VERTICAL : RBW:1000.000kHz VBW:0.010kHz SWT:Auto Freq Level Limit Line Margin Read Level Ant Factor Cable Loss Preamp Factor Aux Factor APos TPos Remark MHz dBuV/m dBuV/m dB dBuV dB/m dB dB dB cm deg 1 5459.98 40.40 54.00 -13.60 30.41 32.84 9.89 32.74 0.00 100 191 Average	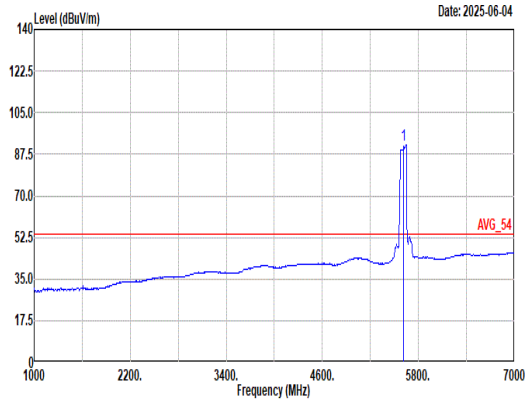 Site : 03CH11-HY Condition: AVG_54 3m 9120D_01620_240828 VERTICAL : RBW:1000.000kHz VBW:0.010kHz SWT:Auto Freq Level Limit Line Margin Read Level Ant Factor Cable Loss Preamp Factor Aux Factor APos TPos Remark MHz dBuV/m dBuV/m dB dBuV dB/m dB dB dB cm deg 1 5610.00 91.36 ------ ------ 80.81 32.98 10.35 32.78 0.00 100 191 Average

Mode	73	
	Band Edge - R	
	U-NII-2C_5.47-5.725_802.11ax HE80_CH122_Full RU_5610MHz	
ANT	1	
Pol.	Vertical	Fundamental
Peak	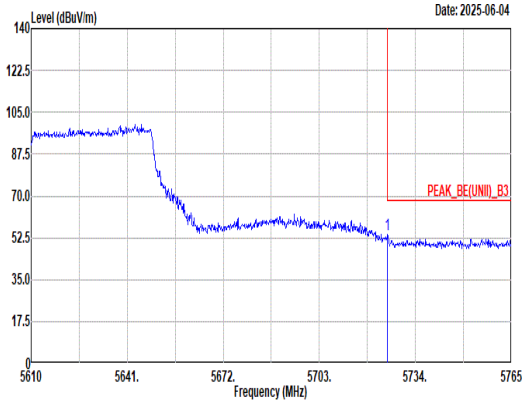 Site : 03CH11-HY Condition: PEAK_BE(UNII)_B3 3m 9120D_01620_240828 VERTICAL : RBW:1000.000kHz VBW:3000.000kHz SWT:Auto Freq / Level / Limit Line / Margin / Read Level / Ant Factor / Cable Loss / Preamp Factor / Aux Factor / APos / TPos / Remark MHz / dBuV/m / dBuV/m / dB / dBuV / dB/m / dB / dB / dB / cm / deg 1 5725.01 53.68 68.20 -14.52 42.84 33.45 10.21 32.82 0.00 100 191 Peak	Blank

Mode	73	
	Harmonic	
	U-NII-2C_5.47-5.725_802.11ax HE80_CH122_Full RU_5610MHz	
ANT	1	
Pol.	Horizontal	Vertical
Peak Avg	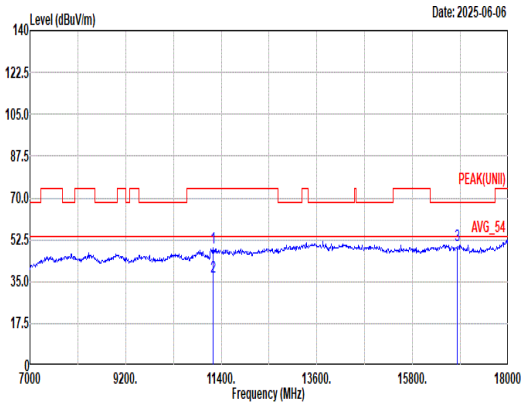 Site : 03CH11-HY Condition: PEAK(UNII) 3m 9120D_01620_240828 HORIZONTAL Freq Level Limit Line Margin Read Level Ant Factor Cable Loss Preamp Factor Aux Factor APos TPos Remark MHz dBuV/m dBuV/m dB dBuV dB/m dB dB dB cm deg 1 11220.00 49.38 74.00 -24.62 59.45 38.78 17.24 66.44 0.35 -- -- Peak 2 11220.00 37.14 54.00 -16.86 47.21 38.78 17.24 66.44 0.35 -- -- average 3 16830.00 50.17 68.20 -18.03 56.51 38.08 21.39 66.21 0.40 -- -- Peak	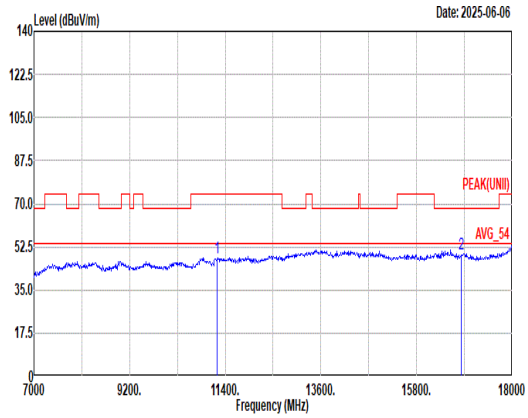 Site : 03CH11-HY Condition: PEAK(UNII) 3m 9120D_01620_240828 VERTICAL Freq Level Limit Line Margin Read Level Ant Factor Cable Loss Preamp Factor Aux Factor APos TPos Remark MHz dBuV/m dBuV/m dB dBuV dB/m dB dB dB cm deg 1 11220.00 47.94 74.00 -26.06 58.01 38.78 17.24 66.44 0.35 -- -- Peak 2 16830.00 49.77 68.20 -18.43 56.11 38.08 21.39 66.21 0.40 -- -- Peak

Mode	73	
	Harmonic	
	U-NII-2C_5.47-5.725_802.11ax HE80_CH122_Full RU_5610MHz	
ANT	1	
Pol.	Horizontal	Vertical
14.47G ~14.5G Avg	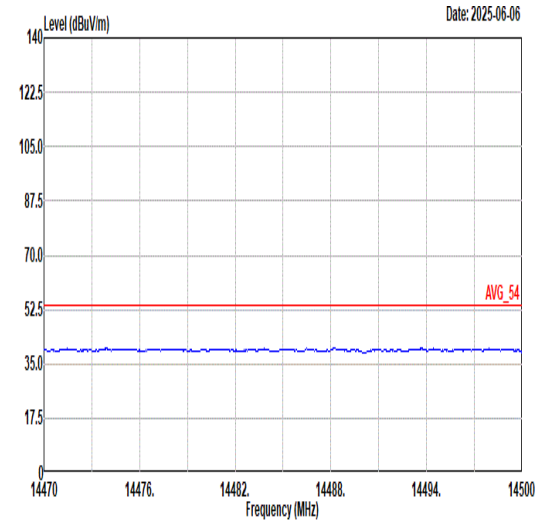 Site : 03CH11-HY Condition: AVG_54 3m 9120D_01620_240828 HORIZONTAL	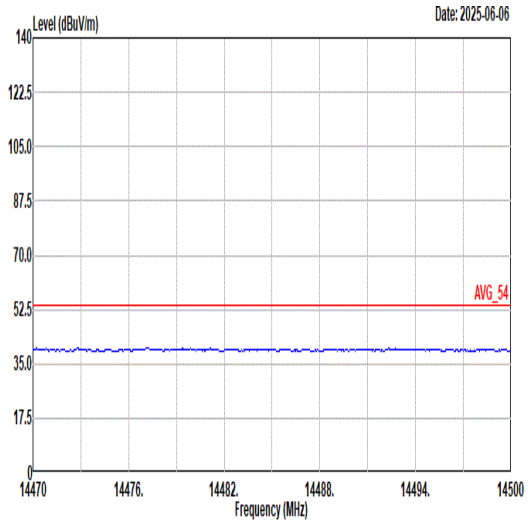 Site : 03CH11-HY Condition: AVG_54 3m 9120D_01620_240828 VERTICAL
17G ~18G Avg	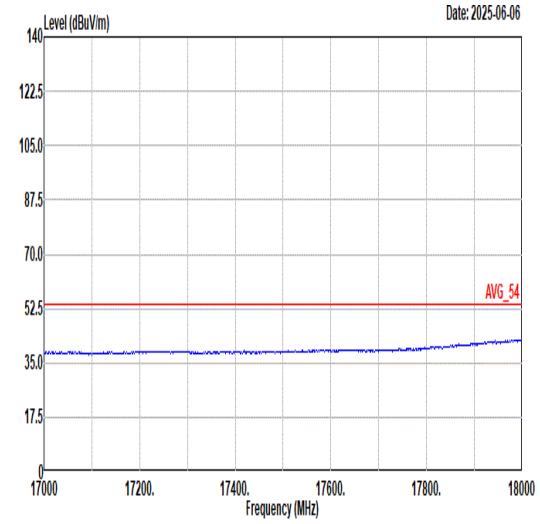 Site : 03CH11-HY Condition: AVG_54 3m 9120D_01620_240828 HORIZONTAL	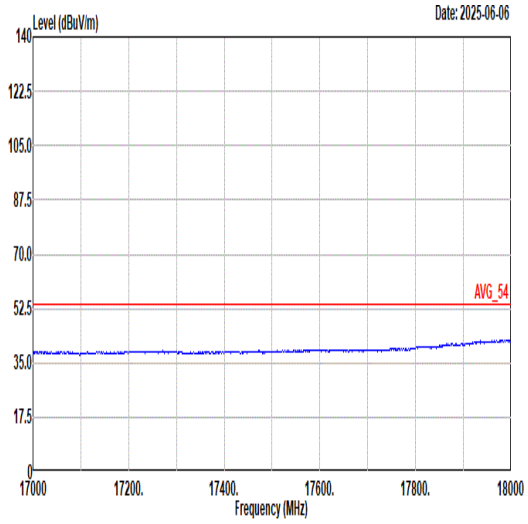 Site : 03CH11-HY Condition: AVG_54 3m 9120D_01620_240828 VERTICAL

Mode	74	
	Band Edge - L	
	U-NII-2C_5.47-5.725_802.11ax HE80_CH138_Full RU_5690MHz	
ANT	1	
Pol.	Horizontal	Fundamental
Peak	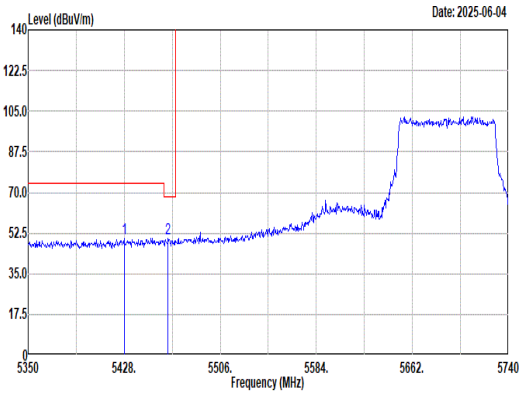 Site : 03CH11-HY Condition: STRADDLES U-NII-1&2A 3m 9120D_01620_240828 HORIZONTAL : RBW:1000.000kHz VBW:3000.000kHz SWT:Auto Freq Level Limit Line Margin Read Level Ant Factor Cable Loss Preamp Factor Aux Factor APos TPos Remark MHz dBuV/m dBuV/m dB dBuV dB/m dB dB dB cm deg 1 5428.00 50.12 74.00 -23.88 40.30 32.80 9.77 32.75 0.00 100 62 Peak 2 5463.49 50.34 68.20 -17.86 40.33 32.85 9.90 32.74 0.00 100 62 Peak	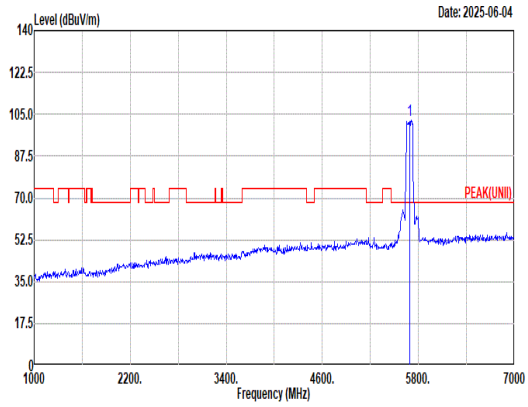 Site : 03CH11-HY Condition: PEAK(UNII) 3m 9120D_01620_240828 HORIZONTAL : RBW:1000.000kHz VBW:3000.000kHz SWT:Auto Freq Level Limit Line Margin Read Level Ant Factor Cable Loss Preamp Factor Aux Factor APos TPos Remark MHz dBuV/m dBuV/m dB dBuV dB/m dB dB dB cm deg 1 5690.00 102.63 ------ ------ 91.79 33.42 10.23 32.81 0.00 100 62 Peak
Avg	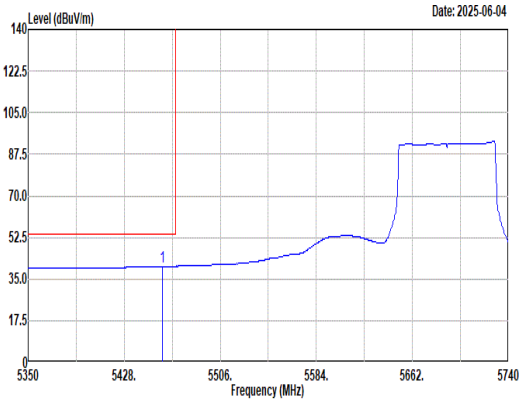 Site : 03CH11-HY Condition: U-NII-1&2A AVERAGE 3m 9120D_01620_240828 HORIZONTAL : RBW:1000.000kHz VBW:0.010kHz SWT:Auto Freq Level Limit Line Margin Read Level Ant Factor Cable Loss Preamp Factor Aux Factor APos TPos Remark MHz dBuV/m dBuV/m dB dBuV dB/m dB dB dB cm deg 1 5459.20 40.34 54.00 -13.66 30.36 32.84 9.88 32.74 0.00 100 62 Average	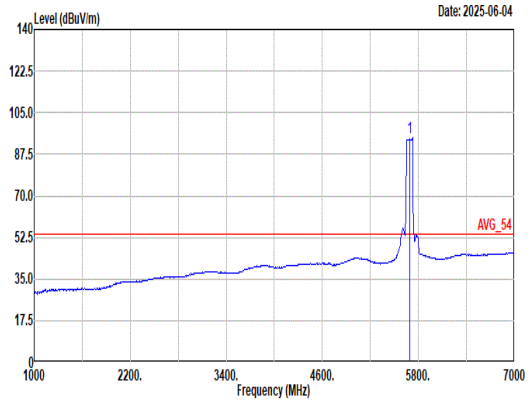 Site : 03CH11-HY Condition: AVG_54 3m 9120D_01620_240828 HORIZONTAL : RBW:1000.000kHz VBW:0.010kHz SWT:Auto Freq Level Limit Line Margin Read Level Ant Factor Cable Loss Preamp Factor Aux Factor APos TPos Remark MHz dBuV/m dBuV/m dB dBuV dB/m dB dB dB cm deg 1 5690.00 94.47 ------ ------ 83.63 33.46 10.20 32.82 0.00 100 62 Average

Mode	74	
	Band Edge - R	
	U-NII-2C_5.47-5.725_802.11ax HE80_CH138_Full RU_5690MHz	
ANT	1	
Pol.	Horizontal	Fundamental
Peak	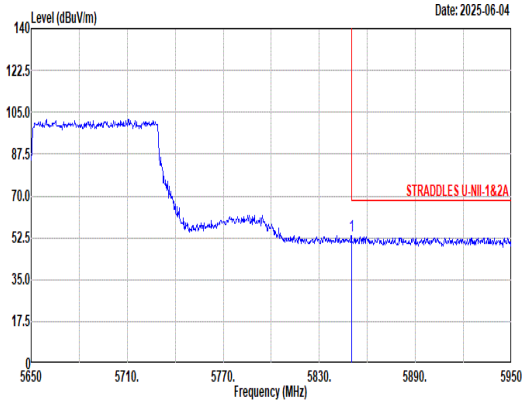 Site : 03CH11-HY Condition: STRADDLES U-NII-1&2A 3m 9120D_01620_240828 HORIZONTAL : RBW:1000.000kHz VBW:3000.000kHz SWT:Auto Freq Level Limit Line Margin Read Level Ant Factor Cable Loss Preamp Factor Aux Factor APos TPos Remark MHz dBuV/m dBuV/m dB dBuV dB/m dB dB dB cm deg 1 5850.10 53.60 68.20 -14.60 42.22 34.00 10.24 32.86 0.00 100 62 Peak	Blank

Mode	74	
	Band Edge - L	
	U-NII-2C_5.47-5.725_802.11ax HE80_CH138_Full RU_5690MHz	
ANT	1	
Pol.	Vertical	Fundamental
Peak	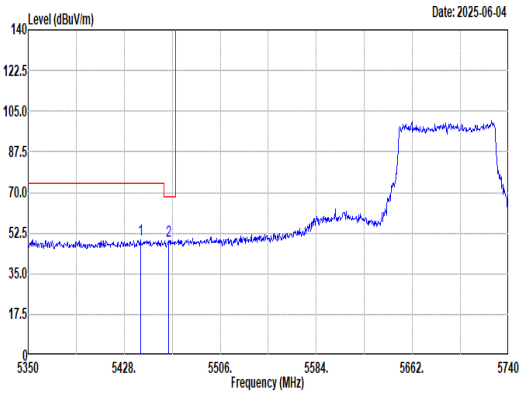 Site : 03CH11-HY Condition: STRADDLES U-NII-1&2A 3m 9120D_01620_240828 VERTICAL : RBW:1000.000kHz VBW:3000.000kHz SWT:Auto Freq Level Limit Line Margin Read Level Ant Factor Cable Loss Preamp Factor Aux Factor APos TPos Remark MHz dBuV/m dBuV/m dB dBuV dB/m dB dB dB cm deg 1 5441.26 49.84 74.00 -24.16 39.96 32.80 9.82 32.74 0.00 100 172 Peak 2 5464.27 49.20 68.20 -19.00 39.18 32.86 9.90 32.74 0.00 100 172 Peak	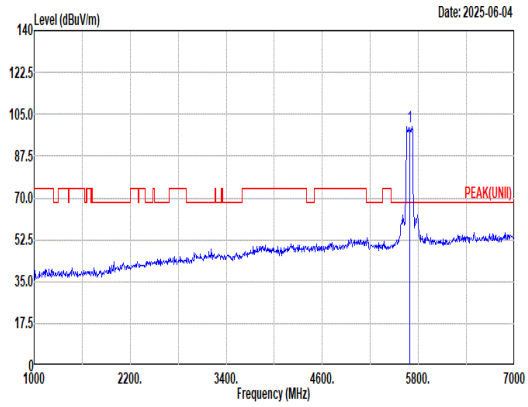 Site : 03CH11-HY Condition: PEAK(UNII) 3m 9120D_01620_240828 VERTICAL : RBW:1000.000kHz VBW:3000.000kHz SWT:Auto Freq Level Limit Line Margin Read Level Ant Factor Cable Loss Preamp Factor Aux Factor APos TPos Remark MHz dBuV/m dBuV/m dB dBuV dB/m dB dB dB cm deg 1 5690.00 99.97 ------ ------ 89.39 33.05 10.32 32.79 0.00 100 172 Peak
Avg	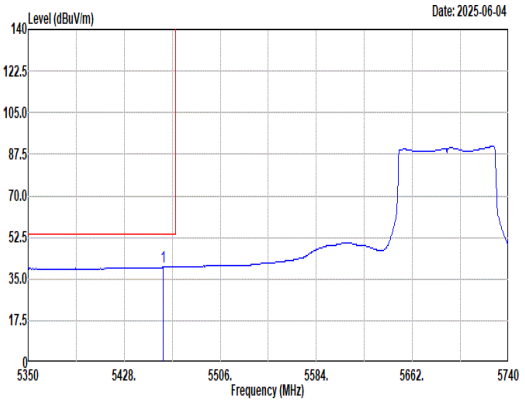 Site : 03CH11-HY Condition: U-NII-1&2A AVERAGE 3m 9120D_01620_240828 VERTICAL : RBW:1000.000kHz VBW:0.010kHz SWT:Auto Freq Level Limit Line Margin Read Level Ant Factor Cable Loss Preamp Factor Aux Factor APos TPos Remark MHz dBuV/m dBuV/m dB dBuV dB/m dB dB dB cm deg 1 5459.59 39.93 54.00 -14.07 29.94 32.84 9.89 32.74 0.00 100 172 Average	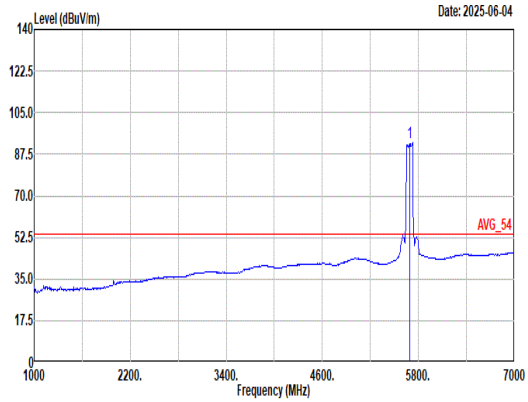 Site : 03CH11-HY Condition: AVG_54 3m 9120D_01620_240828 VERTICAL : RBW:1000.000kHz VBW:0.010kHz SWT:Auto Freq Level Limit Line Margin Read Level Ant Factor Cable Loss Preamp Factor Aux Factor APos TPos Remark MHz dBuV/m dBuV/m dB dBuV dB/m dB dB dB cm deg 1 5690.00 92.20 ------ ------ 81.36 33.46 10.20 32.82 0.00 100 172 Average

Mode	74	
	Band Edge - R	
	U-NII-2C_5.47-5.725_802.11ax HE80_CH138_Full RU_5690MHz	
ANT	1	
Pol.	Vertical	Fundamental
Peak	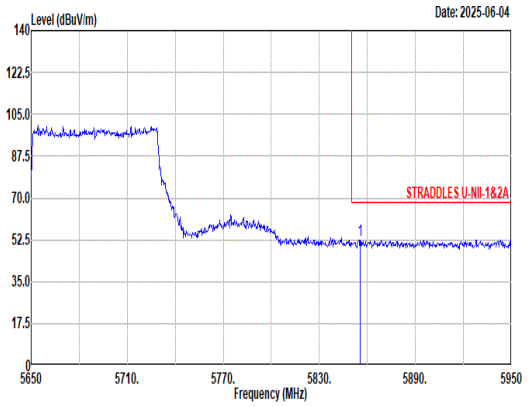 Site : 03CH11-HY Condition: STRADDLES U-NII-1&2A 3m 9120D_01620_240828 VERTICAL : RBW:1000.000kHz VBW:3000.000kHz SWT:Auto Freq Level Limit Line Margin Read Level Ant Factor Cable Loss Preamp Factor Aux Factor APos TPos Remark MHz dBuV/m dBuV/m dB dBuV dB/m dB dB dB cm deg 1 5855.50 52.52 68.20 -15.68 41.11 34.02 10.26 32.87 0.00 100 172 Peak	Blank

Mode	74	
	Harmonic	
	U-NII-2C_5.47-5.725_802.11ax HE80_CH138_Full RU_5690MHz	
ANT	1	
Pol.	Horizontal	Vertical
Peak Avg	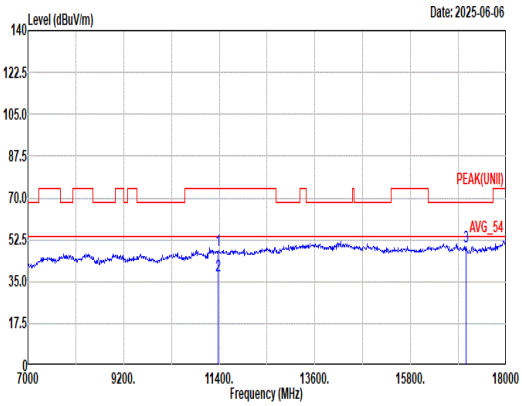 Site : 03CH11-HY Condition: PEAK(UNII) 3m 9120D_01620_240828 HORIZONTAL Freq Level Limit Line Margin Read Level Ant Factor Cable Loss Preamp Factor Aux Factor APos TPos Remark MHz dBuV/m dBuV/m dB dBuV dB/m dB dB dB cm deg 1 11380.00 48.01 74.00 -25.99 57.47 39.04 17.38 66.24 0.36 -- -- Peak 2 11380.00 37.54 54.00 -16.46 47.00 39.04 17.38 66.24 0.36 -- -- average 3 17070.00 49.51 68.20 -18.69 55.50 37.98 21.47 65.86 0.42 -- -- Peak	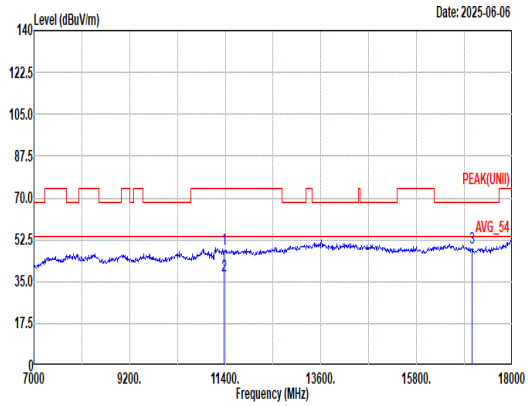 Site : 03CH11-HY Condition: PEAK(UNII) 3m 9120D_01620_240828 VERTICAL Freq Level Limit Line Margin Read Level Ant Factor Cable Loss Preamp Factor Aux Factor APos TPos Remark MHz dBuV/m dBuV/m dB dBuV dB/m dB dB dB cm deg 1 11380.00 48.42 74.00 -25.58 57.88 39.04 17.38 66.24 0.36 -- -- Peak 2 11380.00 37.64 54.00 -16.36 47.10 39.04 17.38 66.24 0.36 -- -- average 3 17070.00 49.05 68.20 -19.15 55.04 37.98 21.47 65.86 0.42 -- -- Peak

Mode	74	
	Harmonic	
	U-NII-2C_5.47-5.725_802.11ax HE80_CH138_Full RU_5690MHz	
ANT	1	
Pol.	Horizontal	Vertical
14.47G ~14.5G Avg	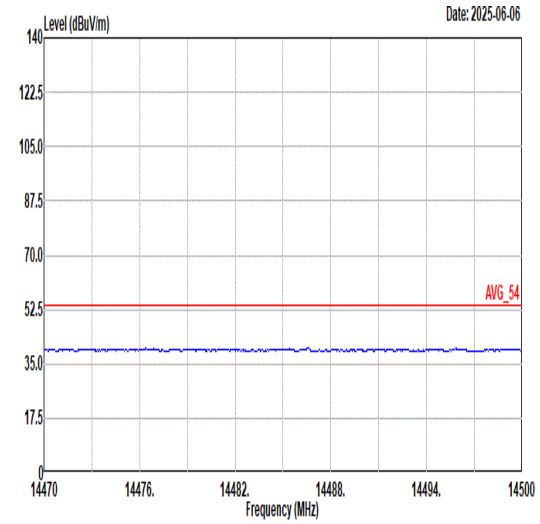 Site : 03CH11-HY Condition: AVG_54 3m 9120D_01620_240828 HORIZONTAL	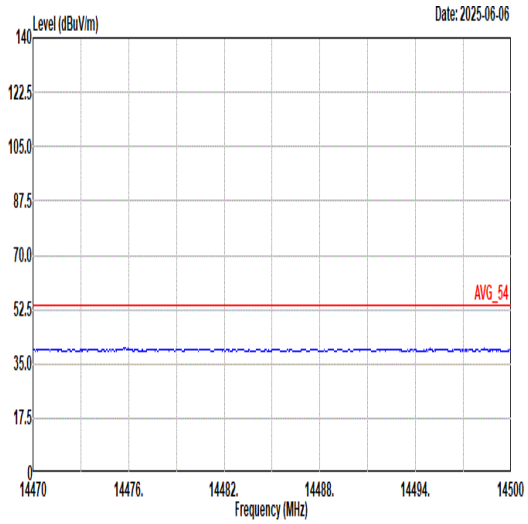 Site : 03CH11-HY Condition: AVG_54 3m 9120D_01620_240828 VERTICAL
17G ~18G Avg	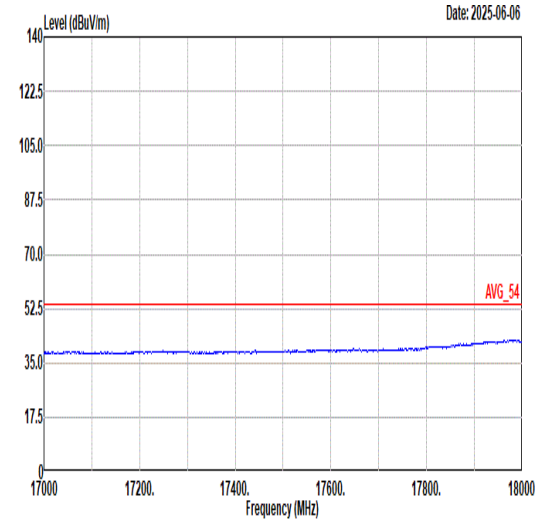 Site : 03CH11-HY Condition: AVG_54 3m 9120D_01620_240828 HORIZONTAL	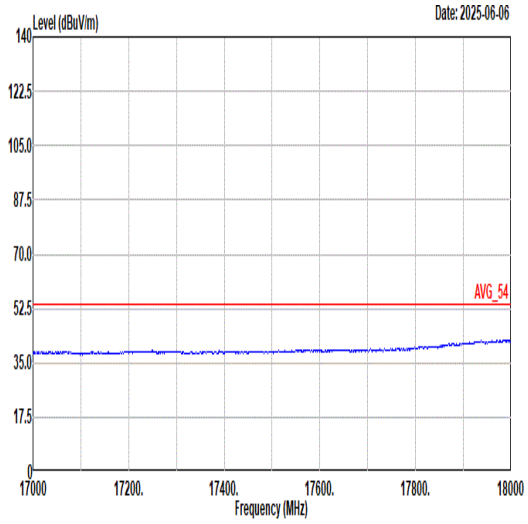 Site : 03CH11-HY Condition: AVG_54 3m 9120D_01620_240828 VERTICAL

Mode	75	
	Band Edge - L	
	U-NII-2C_5.47-5.725_802.11ax HE160_CH114_Full RU_5570MHz	
ANT	1	
Pol.	Horizontal	Fundamental
Peak	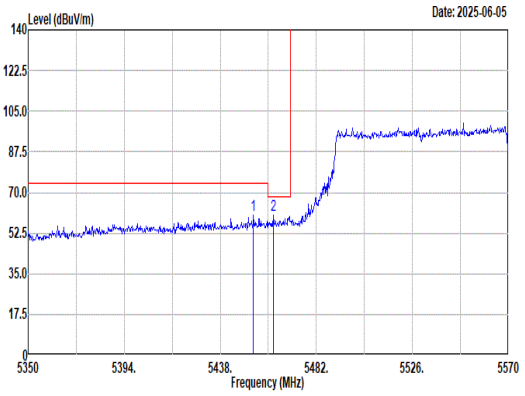 Site : 03CH11-HY Condition: PEAK_BE(UNII)_B3 3m 9120D_01620_240828 HORIZONTAL : RBW:1000.000kHz VBW:3000.000kHz SWT:Auto Freq Level Limit Line Margin Read Level Ant Factor Cable Loss Preamp Factor Aux Factor APos TPos Remark 1 5453.18 60.39 74.00 -13.61 50.46 32.81 9.86 32.74 0.00 119 63 Peak 2 5462.42 60.11 68.20 -8.09 50.10 32.85 9.90 32.74 0.00 119 63 Peak	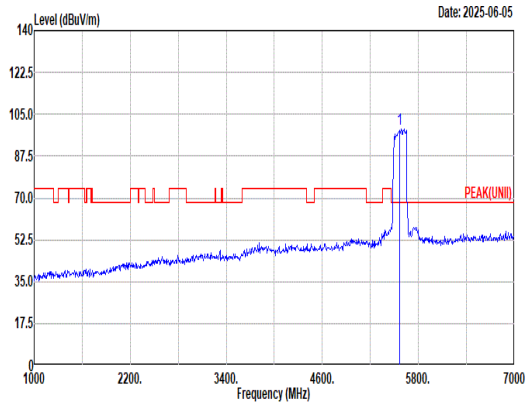 Site : 03CH11-HY Condition: PEAK(UNII) 3m 9120D_01620_240828 HORIZONTAL : RBW:1000.000kHz VBW:3000.000kHz SWT:Auto Freq Level Limit Line Margin Read Level Ant Factor Cable Loss Preamp Factor Aux Factor APos TPos Remark 1 5570.00 98.70 ------ ------ 88.30 32.80 10.36 32.76 0.00 119 63 Peak
Avg	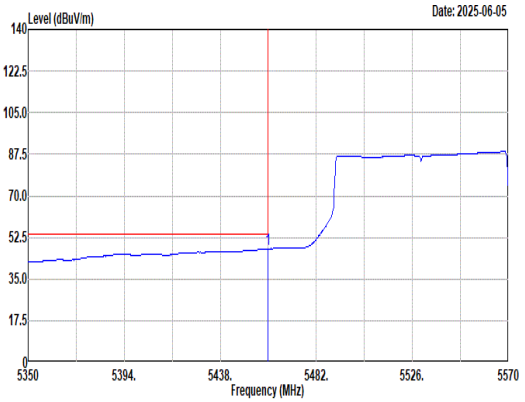 Site : 03CH11-HY Condition: AVG_BE(UNII)_B3 3m 9120D_01620_240828 HORIZONTAL : RBW:1000.000kHz VBW:0.010kHz SWT:Auto Freq Level Limit Line Margin Read Level Ant Factor Cable Loss Preamp Factor Aux Factor APos TPos Remark 1 5459.78 47.71 54.00 -6.29 37.72 32.84 9.89 32.74 0.00 119 63 Average	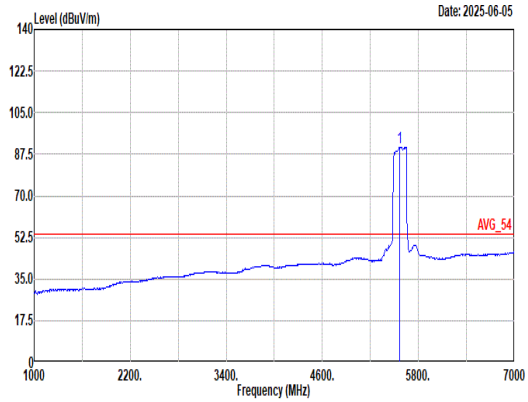 Site : 03CH11-HY Condition: AVG_54 3m 9120D_01620_240828 HORIZONTAL : RBW:1000.000kHz VBW:0.010kHz SWT:Auto Freq Level Limit Line Margin Read Level Ant Factor Cable Loss Preamp Factor Aux Factor APos TPos Remark 1 5570.00 90.58 ------ ------ 80.23 32.80 10.31 32.76 0.00 119 63 Average

Mode	75	
	Band Edge - R	
	U-NII-2C_5.47-5.725_802.11ax HE160_CH114_Full RU_5570MHz	
ANT	1	
Pol.	Horizontal	Fundamental
Peak	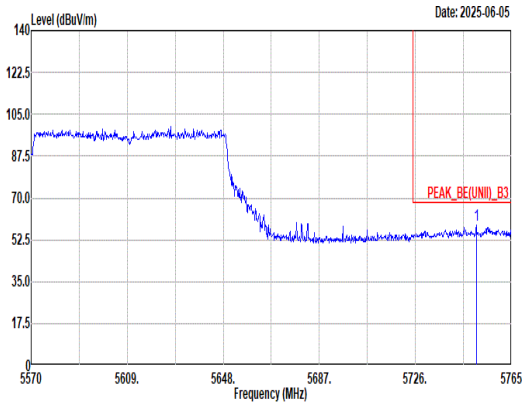 Site : 03CH11-HY Condition: PEAK_BE(UNII)_B3 3m 9120D_01620_240828 HORIZONTAL : RBW:1000.000kHz VBW:3000.000kHz SWT:Auto Freq Level Limit Line Margin Read Level Ant Factor Cable Loss Preamp Factor Aux Factor APos TPos Remark MHz dBuV/m dBuV/m dB dBuV dB/m dB dB dB cm deg 1 5750.77 58.82 68.20 -9.38 47.99 33.50 10.16 32.83 0.00 119 63 Peak	Blank

Mode	75	
	Band Edge - L	
	U-NII-2C_5.47-5.725_802.11ax HE160_CH114_Full RU_5570MHz	
ANT	1	
Pol.	Vertical	Fundamental
Peak	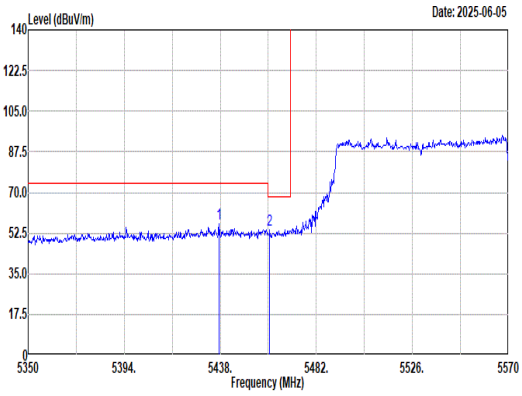 Site : 03CH11-HY Condition: PEAK_BE(UNII)_B3 3m 9120D_01620_240828 VERTICAL : RBW:1000.000kHz VBW:3000.000kHz SWT:Auto Freq Level Limit Line Margin Read Level Ant Factor Cable Loss Preamp Factor Aux Factor APos TPos Remark 1 5437.34 56.57 74.00 -17.43 46.71 32.80 9.80 32.74 0.00 100 170 Peak 2 5460.66 54.11 68.20 -14.09 44.12 32.84 9.89 32.74 0.00 100 170 Peak	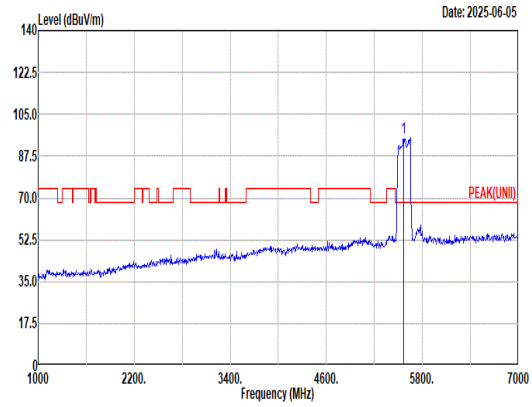 Site : 03CH11-HY Condition: PEAK(UNII) 3m 9120D_01620_240828 VERTICAL : RBW:1000.000kHz VBW:3000.000kHz SWT:Auto Freq Level Limit Line Margin Read Level Ant Factor Cable Loss Preamp Factor Aux Factor APos TPos Remark 1 5570.00 94.86 ------ ------ 84.31 33.00 10.34 32.79 0.00 100 170 Peak
Avg	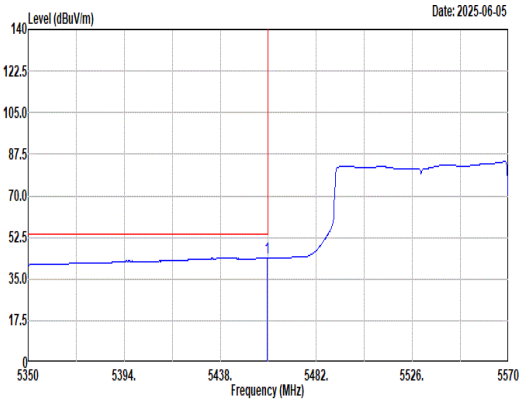 Site : 03CH11-HY Condition: AVG_BE(UNII)_B3 3m 9120D_01620_240828 VERTICAL : RBW:1000.000kHz VBW:0.010kHz SWT:Auto Freq Level Limit Line Margin Read Level Ant Factor Cable Loss Preamp Factor Aux Factor APos TPos Remark 1 5459.34 43.79 54.00 -10.21 33.80 32.84 9.89 32.74 0.00 100 170 Average	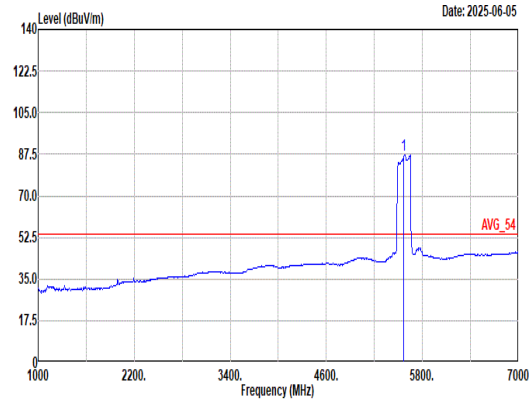 Site : 03CH11-HY Condition: AVG_54 3m 9120D_01620_240828 VERTICAL : RBW:1000.000kHz VBW:0.010kHz SWT:Auto Freq Level Limit Line Margin Read Level Ant Factor Cable Loss Preamp Factor Aux Factor APos TPos Remark 1 5570.00 87.27 ------ ------ 76.89 32.80 10.34 32.76 0.00 100 170 Average

Mode	75	
	Band Edge - R	
	U-NII-2C_5.47-5.725_802.11ax HE160_CH114_Full RU_5570MHz	
ANT	1	
Pol.	Vertical	Fundamental
Peak	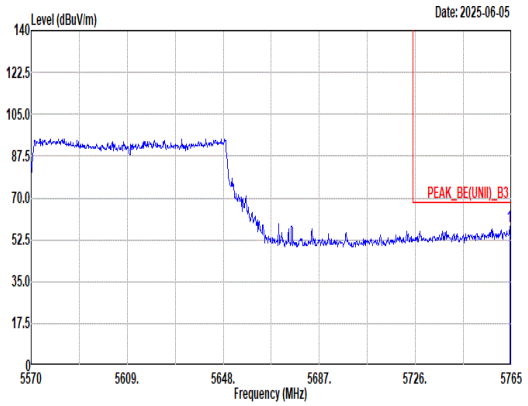 Site : 03CH11-HY Condition: PEAK_BE(UNII)_B3 3m 9120D_01620_240828 VERTICAL : RBW:1000.000kHz VBW:3000.000kHz SWT:Auto Freq / Level / Limit Line / Margin / Read Level / Ant Factor / Cable Loss / Preamp Factor / Aux Factor / APos / TPos / Remark MHz / dBuV/m / dBuV/m / dB / dBuV / dB/m / dB / dB / dB / cm / deg 1 5764.22 58.00 68.20 -10.20 47.13 33.56 10.14 32.83 0.00 100 170 Peak	Blank

Mode	75	
	Harmonic	
	U-NII-2C_5.47-5.725_802.11ax HE160_CH114_Full RU_5570MHz	
ANT	1	
Pol.	Horizontal	Vertical
Peak Avg	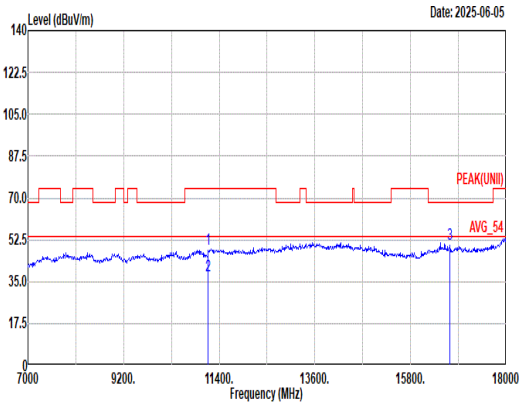 Site : 03CH11-HY Condition: PEAK(UNII) 3m 9120D_01620_240828 HORIZONTAL Freq Level Limit Line Margin Read Level Ant Factor Cable Loss Preamp Factor Aux Factor APos TPos Remark MHz dBuV/m dBuV/m dB dBuV dB/m dB dB dB cm deg 1 11140.00 48.61 74.00 -25.39 59.03 38.60 17.16 66.53 0.35 100 247 Peak 2 11140.00 37.33 54.00 -16.67 47.75 38.60 17.16 66.53 0.35 100 247 Average 3 16710.00 50.81 68.20 -17.39 57.60 37.96 21.36 66.50 0.39 100 143 Peak	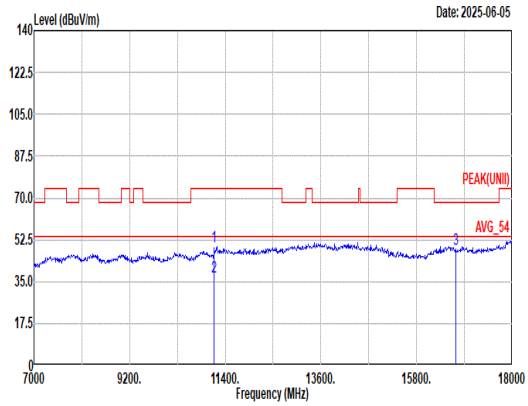 Site : 03CH11-HY Condition: PEAK(UNII) 3m 9120D_01620_240828 VERTICAL Freq Level Limit Line Margin Read Level Ant Factor Cable Loss Preamp Factor Aux Factor APos TPos Remark MHz dBuV/m dBuV/m dB dBuV dB/m dB dB dB cm deg 1 11140.00 49.43 74.00 -24.57 59.85 38.60 17.16 66.53 0.35 400 184 Peak 2 11140.00 37.16 54.00 -16.84 47.58 38.60 17.16 66.53 0.35 400 184 Average 3 16710.00 48.58 68.20 -19.62 55.37 37.96 21.36 66.50 0.39 -- -- Peak

Mode	75	
	Harmonic	
	U-NII-2C_5.47-5.725_802.11ax HE160_CH114_Full RU_5570MHz	
ANT	1	
Pol.	Horizontal	Vertical
14.47G ~14.5G Avg	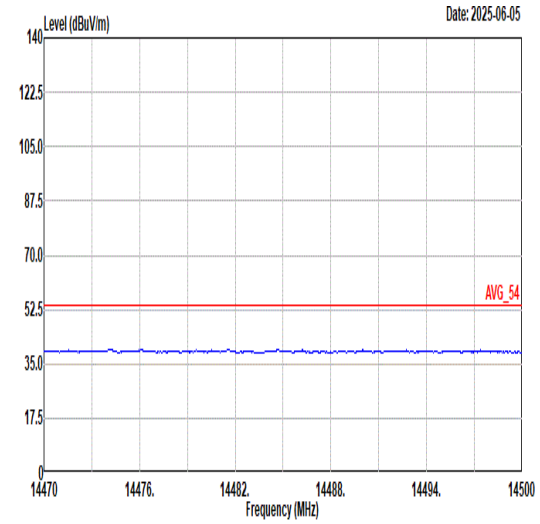 Site : 03CH11-HY Condition: AVG_54 3m 9120D_01620_240828 HORIZONTAL	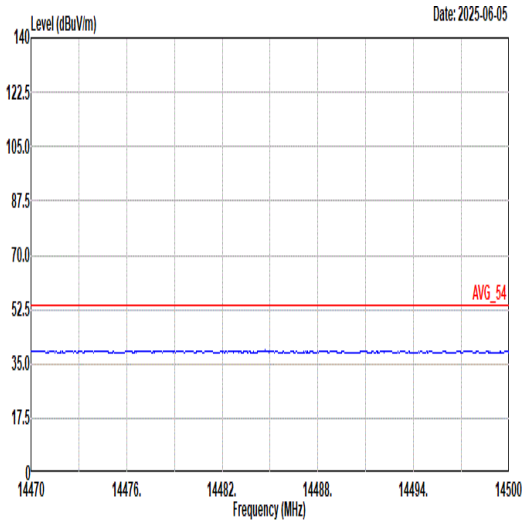 Site : 03CH11-HY Condition: AVG_54 3m 9120D_01620_240828 VERTICAL
17G ~18G Avg	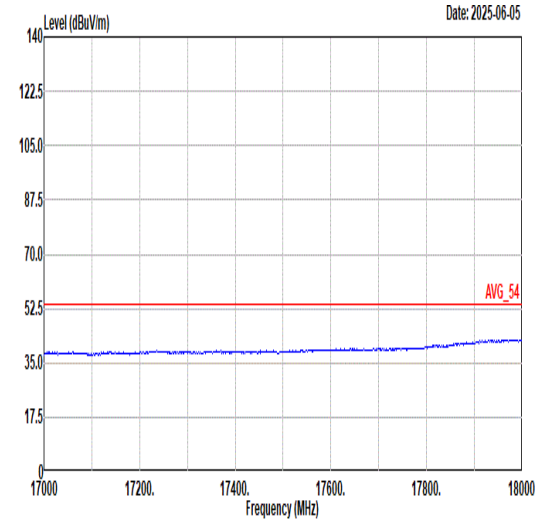 Site : 03CH11-HY Condition: AVG_54 3m 9120D_01620_240828 HORIZONTAL	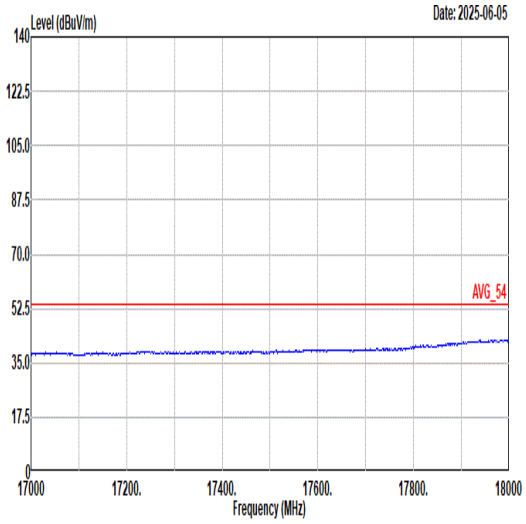 Site : 03CH11-HY Condition: AVG_54 3m 9120D_01620_240828 VERTICAL

Mode	76	
	Harmonic	
	U-NII-1_5.15-5.25_802.11ax HE20_CH44_Partial RU 26/0_5220MHz	
ANT	1	
Pol.	Horizontal	Vertical
Peak Avg	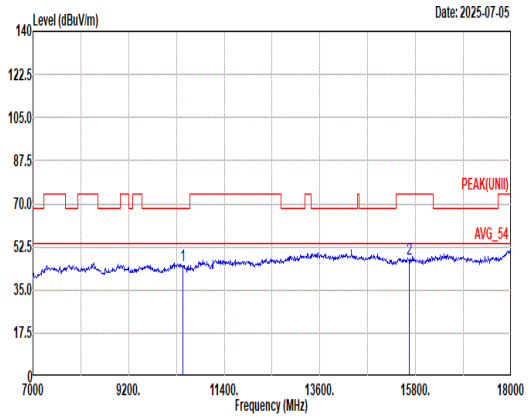 Site : 03CH11-HY Condition: PEAK(UNII) 3m 9120D_01620_240828 HORIZONTAL Freq Level Limit Line Margin Read Level Ant Factor Cable Loss Preamp Factor Aux Factor APos TPos Remark MHz dBuV/m dBuV/m dB dBuV dB/m dB dB dB cm deg 1 10440.00 45.13 68.20 -23.07 56.89 38.60 16.55 67.24 0.33 -- -- Peak 2 15660.00 47.56 74.00 -26.44 56.07 37.60 20.83 67.27 0.33 -- -- Peak	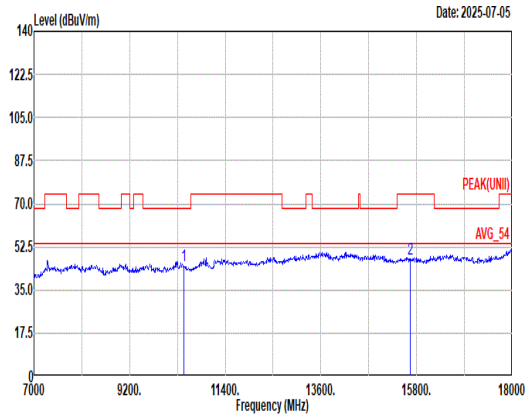 Site : 03CH11-HY Condition: PEAK(UNII) 3m 9120D_01620_240828 VERTICAL Freq Level Limit Line Margin Read Level Ant Factor Cable Loss Preamp Factor Aux Factor APos TPos Remark MHz dBuV/m dBuV/m dB dBuV dB/m dB dB dB cm deg 1 10440.00 44.93 68.20 -23.27 56.69 38.60 16.55 67.24 0.33 -- -- Peak 2 15660.00 47.58 74.00 -26.42 56.09 37.60 20.83 67.27 0.33 -- -- Peak

Mode	76	
	Harmonic	
	U-NII-1_5.15-5.25_802.11ax HE20_CH44_Partial RU 26/0_5220MHz	
ANT	1	
Pol.	Horizontal	Vertical
14.47G ~14.5G Avg	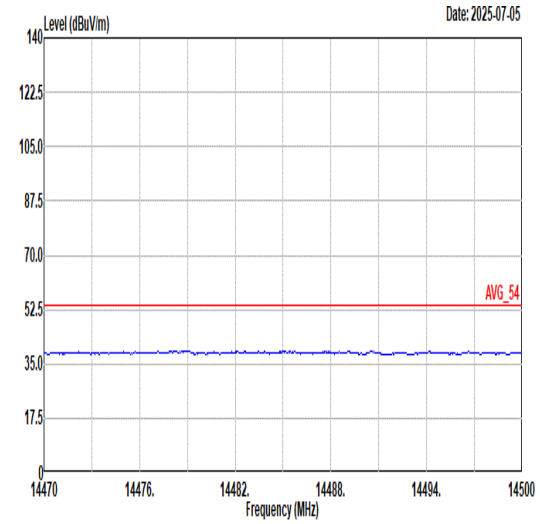 Site : 03CH11-HY Condition: AVG_54 3m 9120D_01620_240828 HORIZONTAL	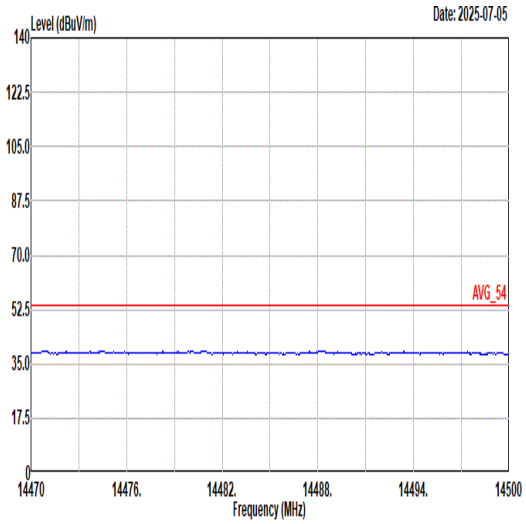 Site : 03CH11-HY Condition: AVG_54 3m 9120D_01620_240828 VERTICAL
17G ~18G Avg	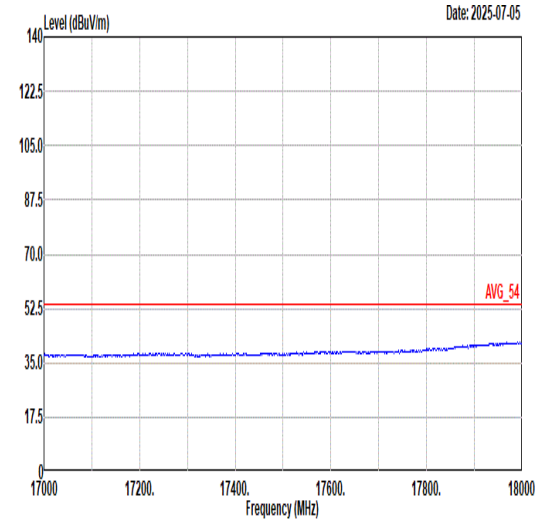 Site : 03CH11-HY Condition: AVG_54 3m 9120D_01620_240828 HORIZONTAL	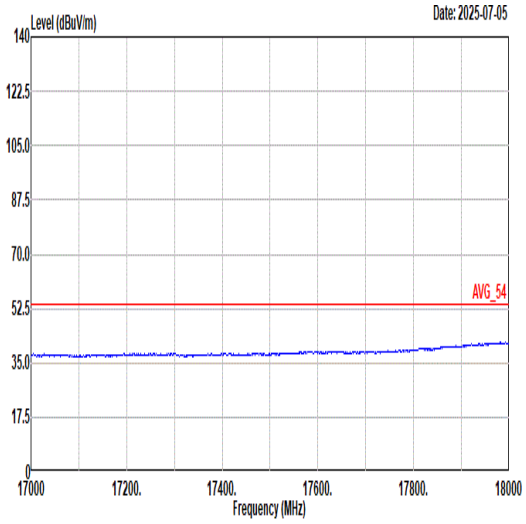 Site : 03CH11-HY Condition: AVG_54 3m 9120D_01620_240828 VERTICAL

Mode	77	
	Harmonic	
	U-NII-1_5.15-5.25_802.11ax HE20_CH48_Partial RU 26/8_5240MHz	
ANT	1	
Pol.	Horizontal	Vertical
Peak Avg	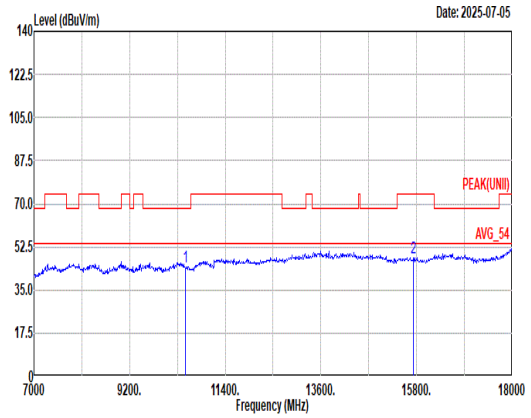 Site : 03CH11-HY Condition: PEAK(UNII) 3m 9120D_01620_240828 HORIZONTAL Freq Level Limit Line Margin Read Level Ant Factor Cable Loss Preamp Factor Aux Factor APos TPos Remark MHz dBuV/m dBuV/m dB dBuV dB/m dB dB dB cm deg 1 10480.00 44.31 68.20 -23.89 56.01 38.60 16.58 67.21 0.33 -- -- Peak 2 15720.00 47.99 74.00 -26.01 56.39 37.64 20.89 67.26 0.33 -- -- Peak	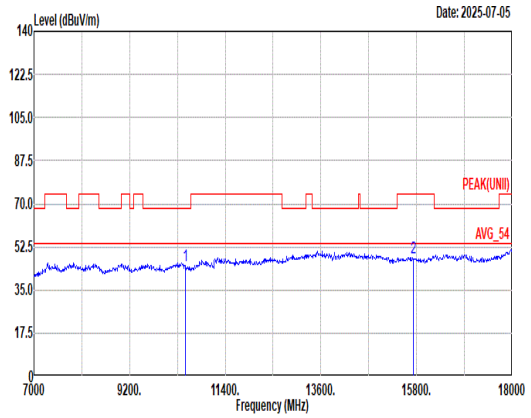 Site : 03CH11-HY Condition: PEAK(UNII) 3m 9120D_01620_240828 VERTICAL Freq Level Limit Line Margin Read Level Ant Factor Cable Loss Preamp Factor Aux Factor APos TPos Remark MHz dBuV/m dBuV/m dB dBuV dB/m dB dB dB cm deg 1 10480.00 44.99 68.20 -23.21 56.69 38.60 16.58 67.21 0.33 -- -- Peak 2 15720.00 47.98 74.00 -26.02 56.38 37.64 20.89 67.26 0.33 -- -- Peak

Mode	77	
	Harmonic	
	U-NII-1_5.15-5.25_802.11ax HE20_CH48_Partial RU 26/8_5240MHz	
ANT	1	
Pol.	Horizontal	Vertical
14.47G ~14.5G Avg	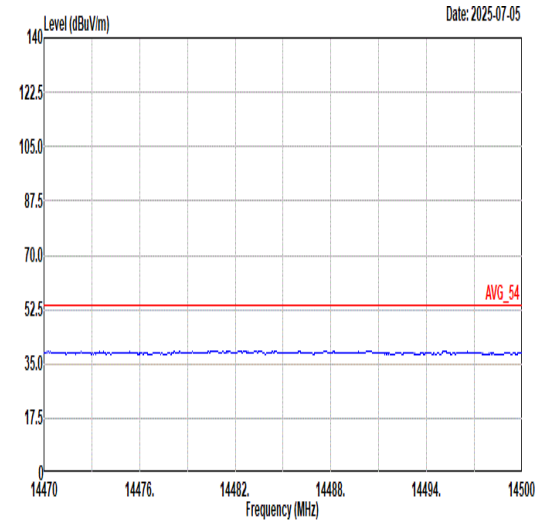 Site : 03CH11-HY Condition: AVG_54 3m 9120D_01620_240828 HORIZONTAL	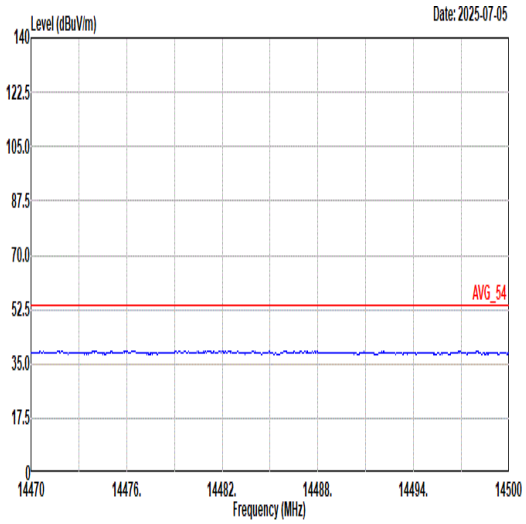 Site : 03CH11-HY Condition: AVG_54 3m 9120D_01620_240828 VERTICAL
17G ~18G Avg	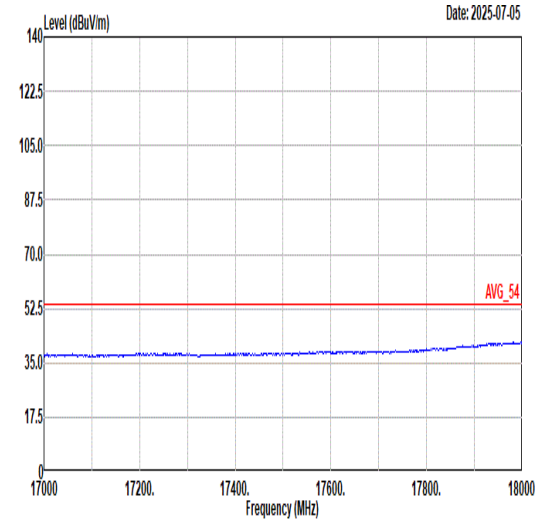 Site : 03CH11-HY Condition: AVG_54 3m 9120D_01620_240828 HORIZONTAL	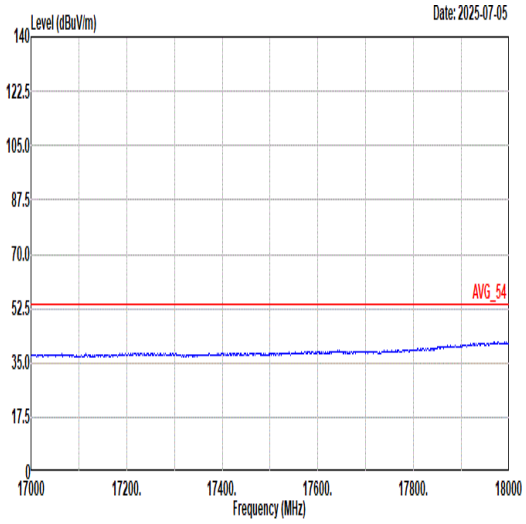 Site : 03CH11-HY Condition: AVG_54 3m 9120D_01620_240828 VERTICAL

Mode	78	
	Harmonic	
	U-NII-2A_5.15-5.25_802.11ax HE20_CH52_Partial RU 26/0_5260MHz	
ANT	1	
Pol.	Horizontal	Vertical
Peak Avg	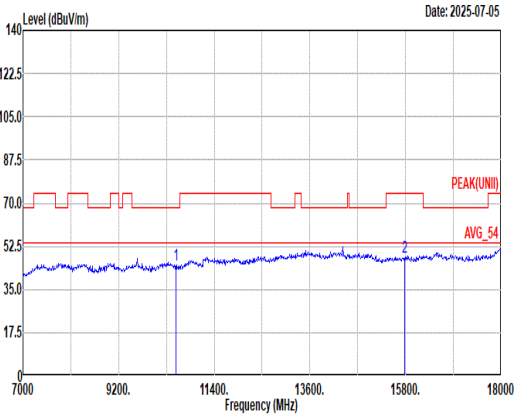 Site : 03CH11-HY Condition: PEAK(UNII) 3m 9120D_01620_240828 HORIZONTAL Freq Level Limit Line Margin Read Level Ant Factor Cable Loss Preamp Factor Aux Factor APos TPos Remark MHz dBuV/m dBuV/m dB dBuV dB/m dB dB dB cm deg 1 10520.00 44.79 68.20 -23.41 56.38 38.64 16.62 67.18 0.33 -- -- Peak 2 15780.00 47.83 74.00 -26.17 56.15 37.64 20.95 67.24 0.33 -- -- Peak	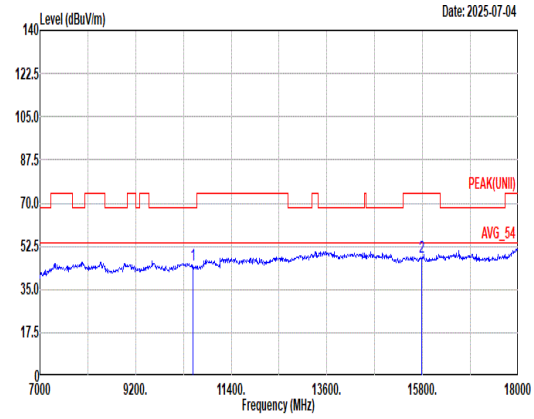 Site : 03CH11-HY Condition: PEAK(UNII) 3m 9120D_01620_240828 VERTICAL Freq Level Limit Line Margin Read Level Ant Factor Cable Loss Preamp Factor Aux Factor APos TPos Remark MHz dBuV/m dBuV/m dB dBuV dB/m dB dB dB cm deg 1 10520.00 44.68 68.20 -23.52 56.27 38.64 16.62 67.18 0.33 -- -- Peak 2 15780.00 47.86 74.00 -26.14 56.18 37.64 20.95 67.24 0.33 -- -- Peak

Mode	78	
	Harmonic	
	U-NII-2A_5.15-5.25_802.11ax HE20_CH52_Partial RU 26/0_5260MHz	
ANT	1	
Pol.	Horizontal	Vertical
14.47G ~14.5G Avg	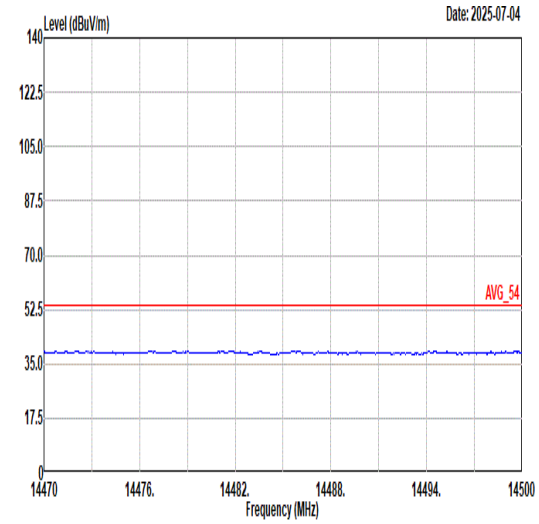 Site : 03CH11-HY Condition: AVG_54 3m 9120D_01620_240828 HORIZONTAL	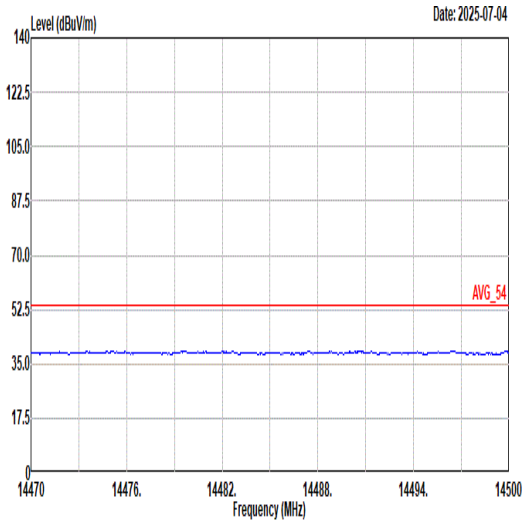 Site : 03CH11-HY Condition: AVG_54 3m 9120D_01620_240828 VERTICAL
17G ~18G Avg	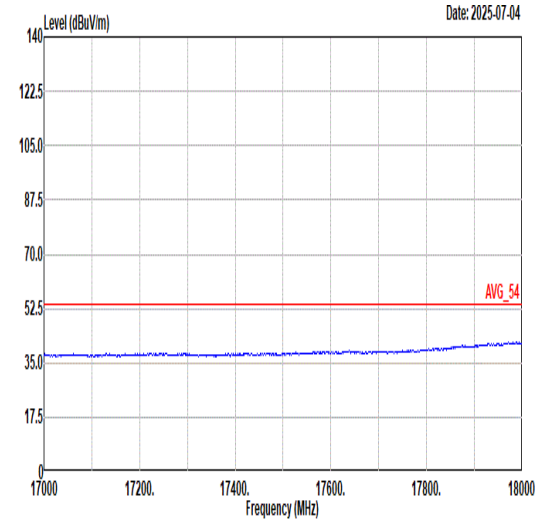 Site : 03CH11-HY Condition: AVG_54 3m 9120D_01620_240828 HORIZONTAL	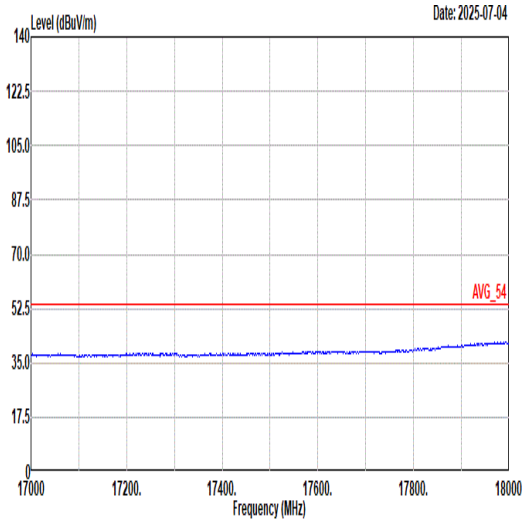 Site : 03CH11-HY Condition: AVG_54 3m 9120D_01620_240828 VERTICAL

Mode	79	
	Harmonic	
	U-NII-2A_5.25-5.35_802.11ax HE20_CH60_Partial RU 26/8_5300MHz	
ANT	1	
Pol.	Horizontal	Vertical
Peak Avg	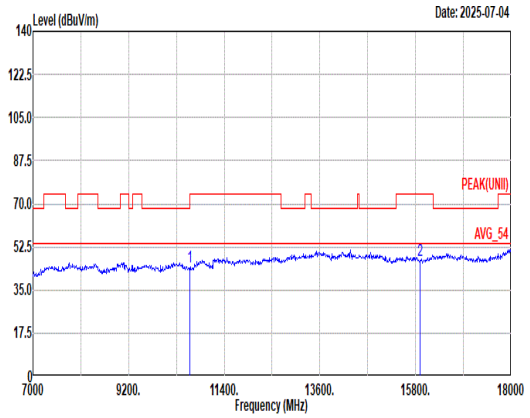 Site : 03CH11-HY Condition: PEAK(UNII) 3m 9120D_01620_240828 HORIZONTAL Freq Level Limit Line Margin Read Level Ant Factor Cable Loss Preamp Factor Aux Factor APos TPos Remark MHz dBuV/m dBuV/m dB dBuV dB/m dB dB dB cm deg 1 10600.00 44.28 74.00 -29.72 55.36 39.00 16.69 67.10 0.33 -- -- Peak 2 15900.00 46.92 74.00 -27.08 54.94 37.80 21.08 67.22 0.32 -- -- Peak	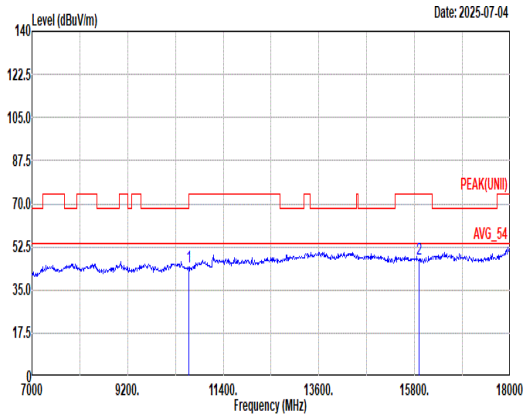 Site : 03CH11-HY Condition: PEAK(UNII) 3m 9120D_01620_240828 VERTICAL Freq Level Limit Line Margin Read Level Ant Factor Cable Loss Preamp Factor Aux Factor APos TPos Remark MHz dBuV/m dBuV/m dB dBuV dB/m dB dB dB cm deg 1 10600.00 44.41 74.00 -29.59 55.49 39.00 16.69 67.10 0.33 -- -- Peak 2 15900.00 47.38 74.00 -26.62 55.40 37.80 21.08 67.22 0.32 -- -- Peak

Mode	79	
	Harmonic	
	U-NII-2A_5.25-5.35_802.11ax HE20_CH60_Partial RU 26/8_5300MHz	
ANT	1	
Pol.	Horizontal	Vertical
14.47G ~14.5G Avg	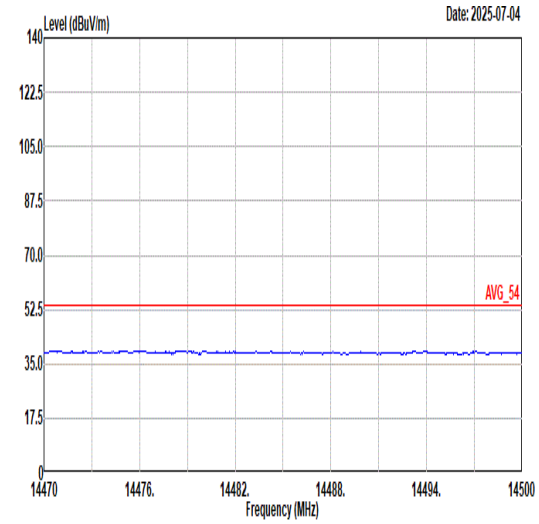 Site : 03CH11-HY Condition: AVG_54 3m 9120D_01620_240828 HORIZONTAL	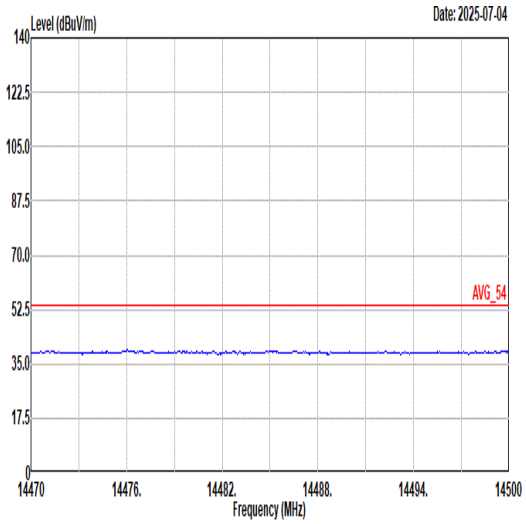 Site : 03CH11-HY Condition: AVG_54 3m 9120D_01620_240828 VERTICAL
17G ~18G Avg	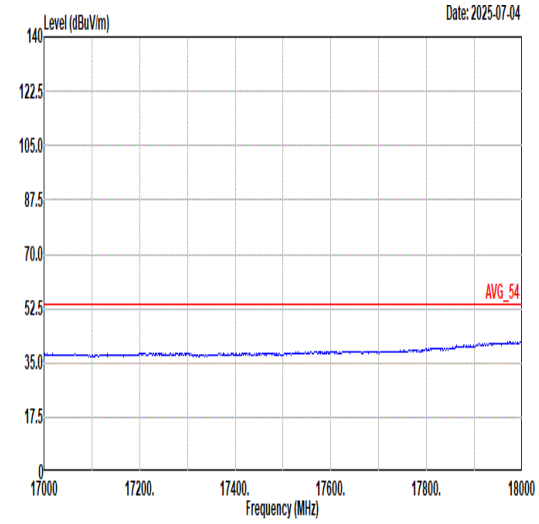 Site : 03CH11-HY Condition: AVG_54 3m 9120D_01620_240828 HORIZONTAL	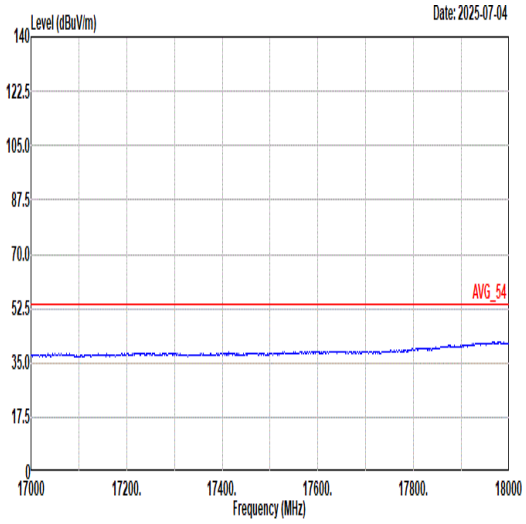 Site : 03CH11-HY Condition: AVG_54 3m 9120D_01620_240828 VERTICAL

Mode	80	
	Harmonic	
	U-NII-2C_5.47-5.725_802.11ax HE20_CH116_Partial RU 26/4_5580MHz	
ANT	1	
Pol.	Horizontal	Vertical
Peak Avg	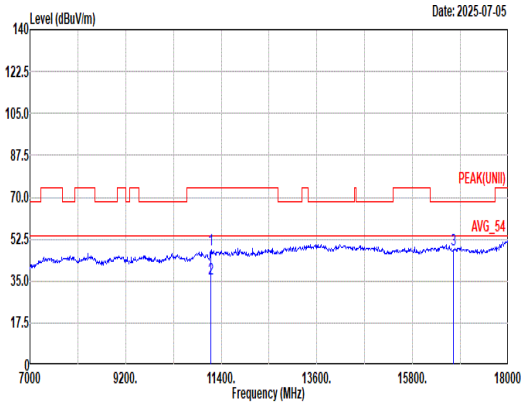 Site : 03CH11-HY Condition: PEAK(UNII) 3m 9120D_01620_240828 HORIZONTAL Freq Level Limit Line Margin Read Level Ant Factor Cable Loss Preamp Factor Aux Factor APos TPos Remark MHz dBuV/m dBuV/m dB dBuV dB/m dB dB dB cm deg 1 11160.00 48.33 74.00 -25.67 58.69 38.62 17.18 66.51 0.35 -- -- Peak 2 11160.00 36.15 54.00 -17.85 46.51 38.62 17.18 66.51 0.35 -- -- Average 3 16740.00 47.96 68.20 -20.24 54.78 37.84 21.37 66.42 0.39 -- -- Peak	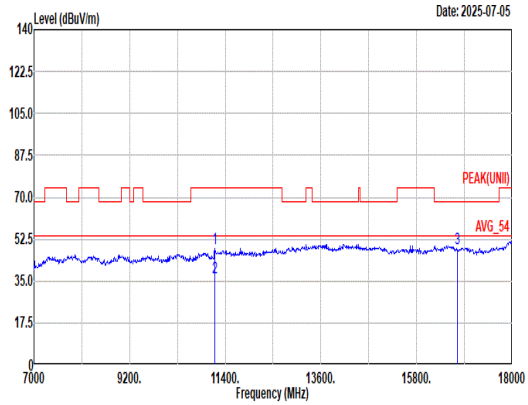 Site : 03CH11-HY Condition: PEAK(UNII) 3m 9120D_01620_240828 VERTICAL Freq Level Limit Line Margin Read Level Ant Factor Cable Loss Preamp Factor Aux Factor APos TPos Remark MHz dBuV/m dBuV/m dB dBuV dB/m dB dB dB cm deg 1 11160.00 48.37 74.00 -25.63 58.73 38.62 17.18 66.51 0.35 -- -- Peak 2 11160.00 36.24 54.00 -17.76 46.60 38.62 17.18 66.51 0.35 -- -- Average 3 16740.00 48.34 68.20 -19.86 55.16 37.84 21.37 66.42 0.39 -- -- Peak

Mode	80	
	Harmonic	
	U-NII-2C_5.47-5.725_802.11ax HE20_CH116_Partial RU 26/4_5580MHz	
ANT	1	
Pol.	Horizontal	Vertical
14.47G ~14.5G Avg	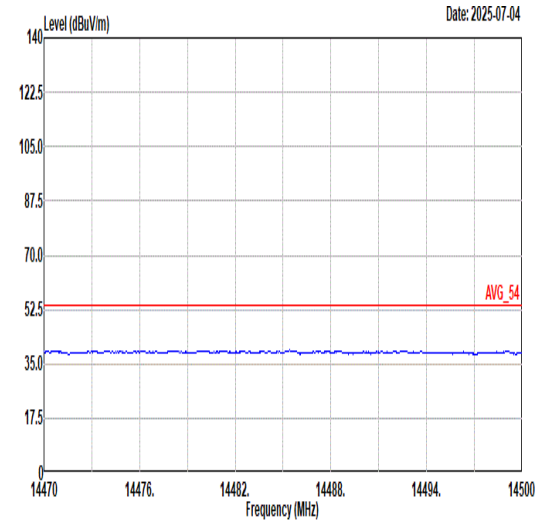 Site : 03CH11-HY Condition: AVG_54 3m 9120D_01620_240828 HORIZONTAL	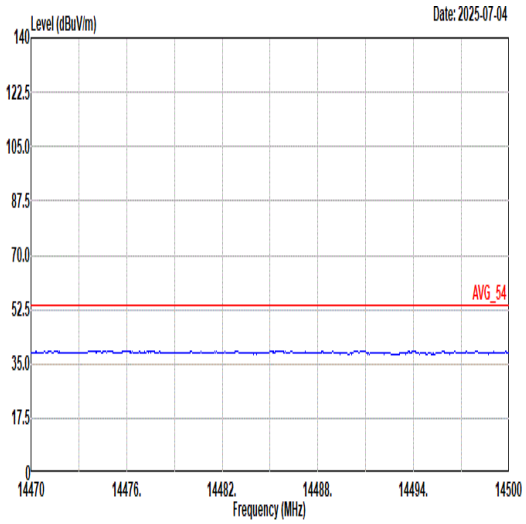 Site : 03CH11-HY Condition: AVG_54 3m 9120D_01620_240828 VERTICAL
17G ~18G Avg	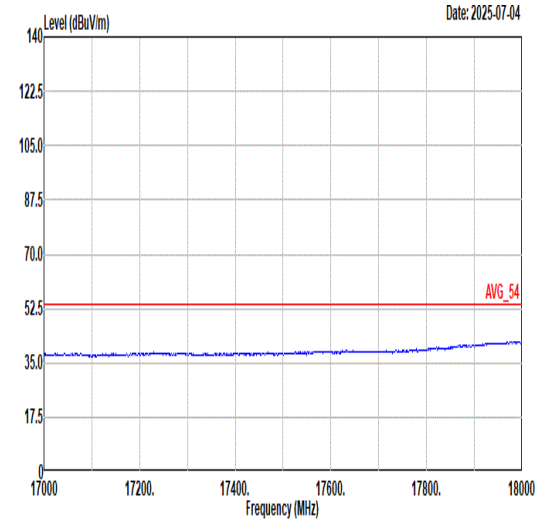 Site : 03CH11-HY Condition: AVG_54 3m 9120D_01620_240828 HORIZONTAL	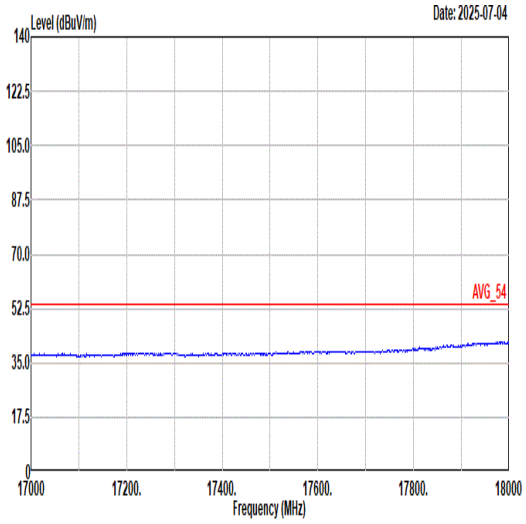 Site : 03CH11-HY Condition: AVG_54 3m 9120D_01620_240828 VERTICAL

Mode	81	
	SHF	
ANT	1	
Pol.	Horizontal	Vertical
Peak	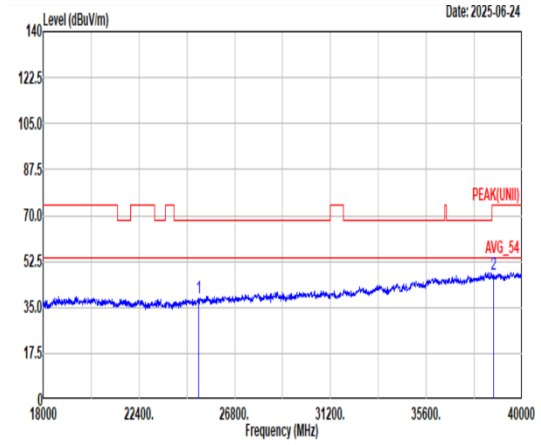 Site : 03CH11-HY Condition: PEAK(UNII) 1m SHF_1223_240624 HORIZONTAL Freq Level Limit Line Margin Read Level Ant Factor Cable Loss Preamp Factor Aux Factor APos TPos Remark MHz dBuV/m dBuV/m dB dBuV dB/m dB dB dB cm deg 1 25144.00 38.52 68.20 -29.68 42.40 39.32 26.70 60.36 -9.54 -- -- Peak 2 38670.00 47.61 74.00 -26.39 40.00 43.78 33.81 60.44 -9.54 -- -- Peak	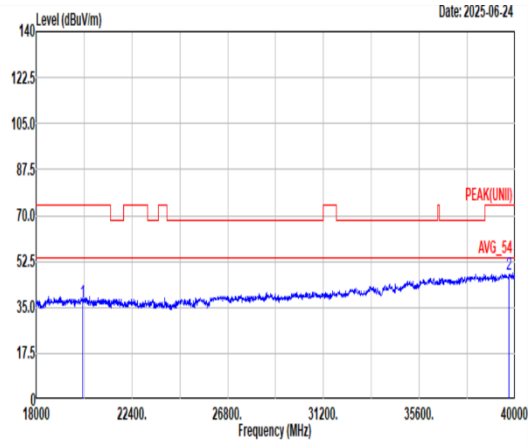 Site : 03CH11-HY Condition: PEAK(UNII) 1m SHF_1223_240624 VERTICAL Freq Level Limit Line Margin Read Level Ant Factor Cable Loss Preamp Factor Aux Factor APos TPos Remark MHz dBuV/m dBuV/m dB dBuV dB/m dB dB dB cm deg 1 20128.00 36.99 74.00 -37.01 47.64 38.00 23.49 62.60 -9.54 -- -- Peak 2 39720.00 47.80 74.00 -26.20 38.86 44.66 34.43 60.61 -9.54 -- -- Peak

Mode	82	
	LF	
ANT	1	
Pol.	Horizontal	Vertical
QP/ Peak	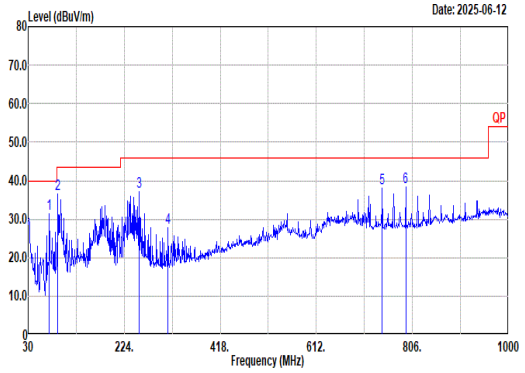	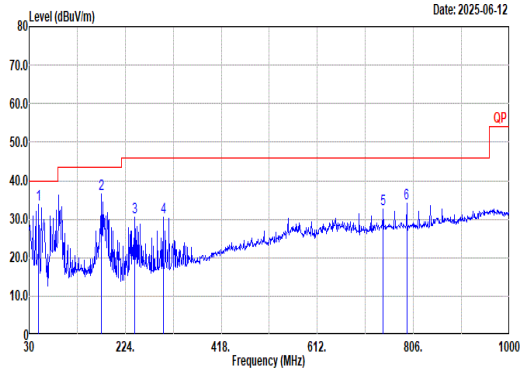

Site : 03CH11-HY
Condition: QP 3m BILOG_37059&01_241127 HORIZONTAL

	Freq	Level	Limit Line	Margin	Read Level	Ant Factor	Cable Loss	Preamp Factor	Aux Factor	APos	TPos	Remark
	MHz	dBuV/m	dBuV/m	dB	dBuV	dB/m	dB	dB	dB	cm	deg	
1	72.68	31.36	40.00	-8.64	49.53	12.85	1.25	32.32	0.05	--	--	Peak
2	90.14	36.40	43.50	-7.10	52.25	15.09	1.34	32.33	0.05	--	--	Peak
3	254.07	37.13	46.00	-8.87	47.80	19.15	2.22	32.20	0.16	--	--	Peak
4	312.27	27.79	46.00	-18.21	37.91	19.55	2.47	32.20	0.06	--	--	Peak
5	744.89	38.10	46.00	-7.90	37.86	28.37	3.78	32.11	0.20	--	--	Peak
6	792.42	38.39	46.00	-7.61	37.82	28.47	3.89	31.96	0.17	--	--	Peak

Site : 03CH11-HY
Condition: QP 3m BILOG_37059&01_241127 VERTICAL

	Freq	Level	Limit Line	Margin	Read Level	Ant Factor	Cable Loss	Preamp Factor	Aux Factor	APos	TPos	Remark
	MHz	dBuV/m	dBuV/m	dB	dBuV	dB/m	dB	dB	dB	cm	deg	
1	49.40	33.88	40.00	-6.12	50.12	14.95	1.08	32.34	0.07	--	--	Peak
2	176.47	36.43	43.50	-7.07	51.15	15.49	1.87	32.23	0.15	--	--	Peak
3	242.43	30.61	46.00	-15.39	42.80	17.68	2.17	32.20	0.16	--	--	Peak
4	300.63	30.52	46.00	-15.48	40.82	19.43	2.42	32.21	0.06	--	--	Peak
5	744.89	32.69	46.00	-13.31	32.45	28.37	3.78	32.11	0.20	--	--	Peak
6	792.42	34.14	46.00	-11.86	33.57	28.47	3.89	31.96	0.17	--	--	Peak

<Sample 2>

C2-1. Radiated Spurious Emission Test Modes

Mode	Band	Band (GHz)	Antenna	Modulation	Channel	Frequency	Data Rate	RU	Remark
Mode 83	U-NII-1	5.15-5.25	1	802.11ac VHT40	38	5190	MCS0	-	-
Mode 84	U-NII-2A	5.15-5.25	1	802.11ac VHT40	62	5310	MCS0	-	-
Mode 85	U-NII-2C	5.15-5.25	1	802.11ac VHT20	140	5700	MCS0	-	-

C2-2. Summary of each worse mode

Mode	Modulation	Ch.	Freq. (MHz)	Level (dBuV/m)	Limit (dBuV/m)	Margin (dB)	Pol.	Peak Avg.	Result	RU	Remark
83	802.11ac VHT40	38	5149.72	51.96	54.00	-2.04	H	Avg.	Pass	-	Band Edge
84	802.11ac VHT40	62	5351.40	51.92	54.00	-2.08	H	Avg.	Pass	-	Band Edge
85	802.11ac VHT20	140	5726.91	58.52	68.20	-9.68	H	Peak	Pass	-	Band Edge
	802.11ac VHT20	140	11400.00	38.01	54.00	-15.99	V	Avg.	Pass	-	Harmonic

Mode	83	
	Band Edge - L	
	U-NII-1_5.15-5.25_802.11ac VHT40_CH38_5190MHz	
ANT	1	
Pol.	Horizontal	Fundamental
Peak	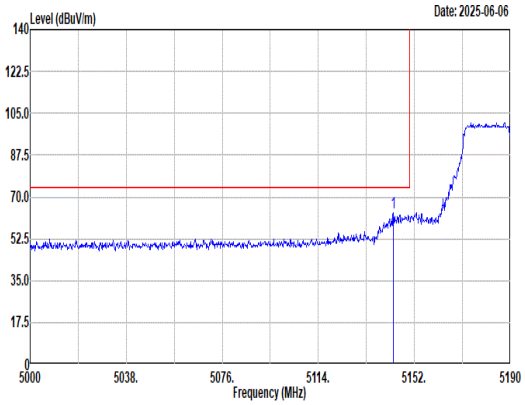 Site : 03CH11-HY Condition: PEAK_BE_74 3m 9120D_01620_240828 HORIZONTAL : RBW:1000.000kHz VBW:3000.000kHz SWT:Auto 1 5143.64 63.24 74.00 -10.76 53.21 33.17 9.67 32.81 0.00 108 79 Peak	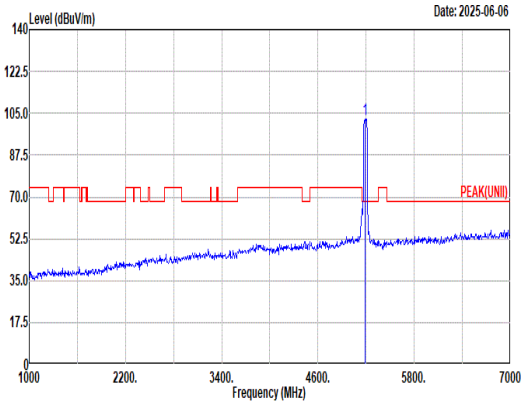 Site : 03CH11-HY Condition: PEAK(UNII) 3m 9120D_01620_240828 HORIZONTAL : RBW:1000.000kHz VBW:3000.000kHz SWT:Auto 1 5190.00 102.71 ------ ------ 92.82 33.05 9.64 32.80 0.00 108 79 Peak
Avg	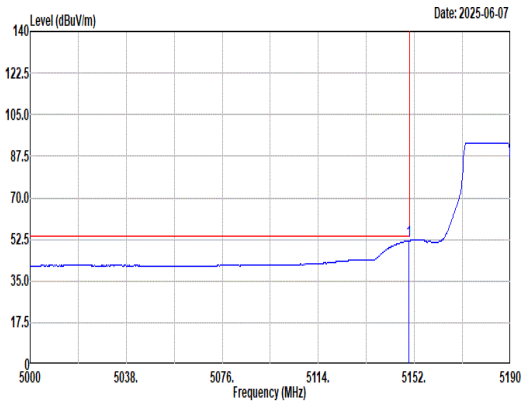 Site : 03CH11-HY Condition: AVG_BE_54 3m 9120D_01620_240828 HORIZONTAL : RBW:1000.000kHz VBW:0.010kHz SWT:Auto 1 5149.72 51.96 54.00 -2.04 41.91 33.20 9.66 32.81 0.00 108 79 Average	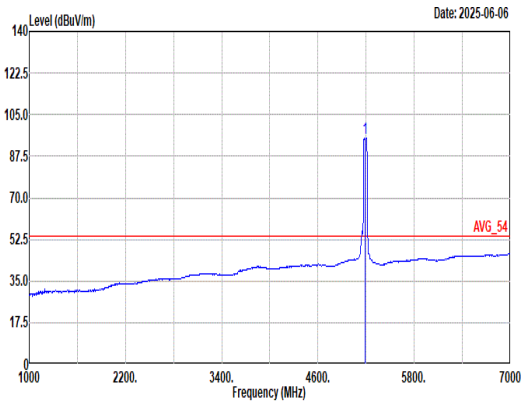 Site : 03CH11-HY Condition: AVG_54 3m 9120D_01620_240828 HORIZONTAL : RBW:1000.000kHz VBW:0.010kHz SWT:Auto 1 5190.00 95.16 ------ ------ 85.31 33.02 9.63 32.80 0.00 108 79 Average

Mode	83	
	Band Edge - R	
	U-NII-1_5.15-5.25_802.11ac VHT40_CH38_5190MHz	
ANT	1	
Pol.	Horizontal	Fundamental
Peak	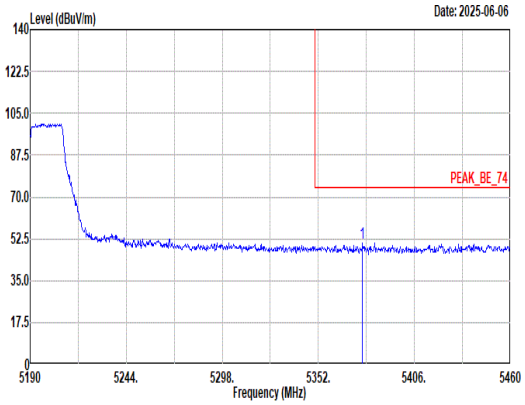 Site : 03CH11-HY Condition: PEAK_BE_74 3m 9120D_01620_240828 HORIZONTAL : RBW:1000.000kHz VBW:3000.000kHz SWT:Auto Limit Read Ant Cable Preamp Aux APos TPos Freq Level Line Margin Level Factor Loss Factor Factor Remark MHz dBuV/m dBuV/m dB dBuV dB/m dB dB dB cm deg 1 5376.84 50.54 74.00 -23.46 40.79 32.85 9.66 32.76 0.00 108 79 Peak	Blank
Avg	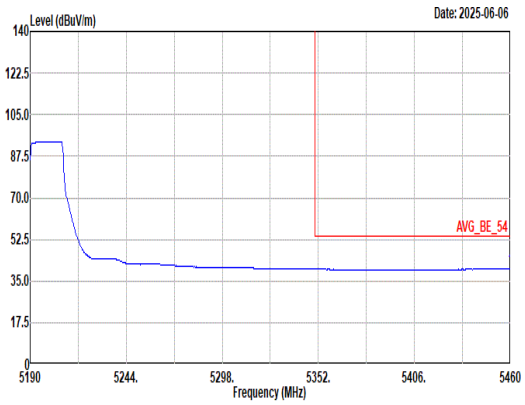 Site : 03CH11-HY Condition: AVG_BE_54 3m 9120D_01620_240828 HORIZONTAL : RBW:1000.000kHz VBW:0.010kHz SWT:Auto Limit Read Ant Cable Preamp Aux APos TPos Freq Level Line Margin Level Factor Loss Factor Factor Remark MHz dBuV/m dBuV/m dB dBuV dB/m dB dB dB cm deg 1 5460.00 40.15 54.00 -13.85 30.16 32.84 9.89 32.74 0.00 108 79 Average	Blank

Mode	83	
	Band Edge - L	
	U-NII-1_5.15-5.25_802.11ac VHT40_CH38_5190MHz	
ANT	1	
Pol.	Vertical	Fundamental
Peak	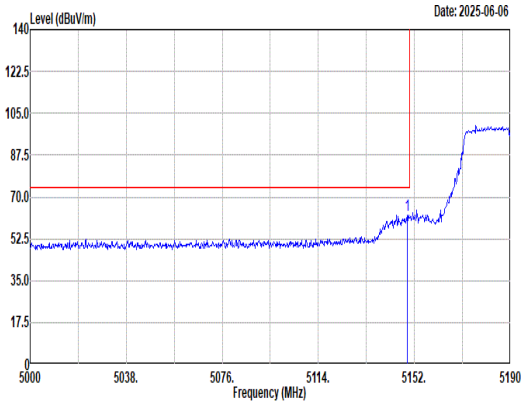 Site : 03CH11-HY Condition: PEAK_BE_74 3m 9120D_01620_240828 VERTICAL : RBW:1000.000kHz VBW:3000.000kHz SWT:Auto Freq Level Limit Line Margin Read Level Ant Factor Cable Loss Preamp Factor Aux Factor APos TPos Remark MHz dBuV/m dBuV/m dB dBuV dB/m dB dB dB cm deg 1 5149.15 62.46 74.00 -11.54 52.41 33.20 9.66 32.81 0.00 126 155 Peak	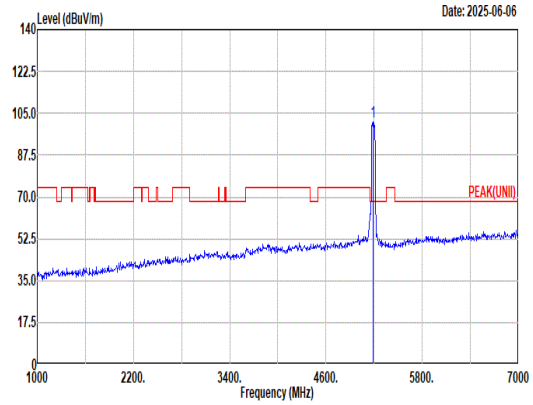 Site : 03CH11-HY Condition: PEAK(UNII) 3m 9120D_01620_240828 VERTICAL : RBW:1000.000kHz VBW:3000.000kHz SWT:Auto Freq Level Limit Line Margin Read Level Ant Factor Cable Loss Preamp Factor Aux Factor APos TPos Remark MHz dBuV/m dBuV/m dB dBuV dB/m dB dB dB cm deg 1 5190.00 101.56 ------ ------ 91.67 33.05 9.64 32.80 0.00 126 155 Peak
Avg	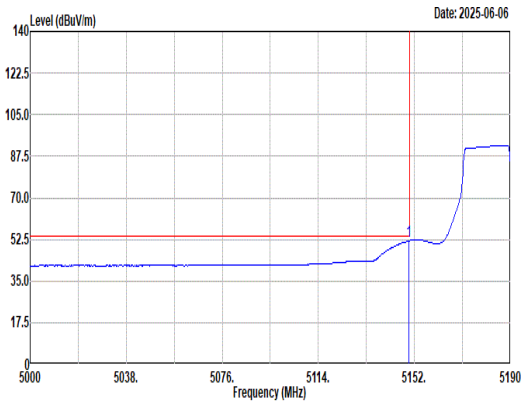 Site : 03CH11-HY Condition: AVG_BE_54 3m 9120D_01620_240828 VERTICAL : RBW:1000.000kHz VBW:0.010kHz SWT:Auto Freq Level Limit Line Margin Read Level Ant Factor Cable Loss Preamp Factor Aux Factor APos TPos Remark MHz dBuV/m dBuV/m dB dBuV dB/m dB dB dB cm deg 1 5149.91 51.94 54.00 -2.06 41.89 33.20 9.66 32.81 0.00 126 155 Average	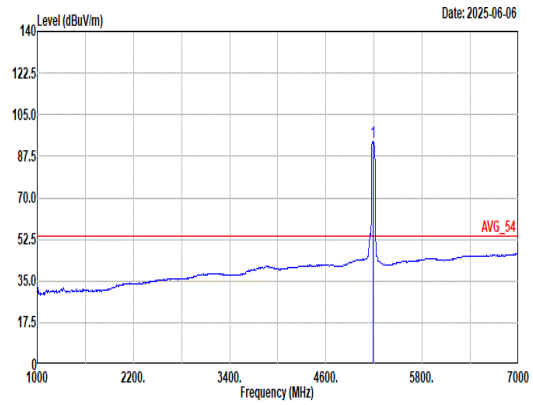 Site : 03CH11-HY Condition: AVG_54 3m 9120D_01620_240828 VERTICAL : RBW:1000.000kHz VBW:0.010kHz SWT:Auto Freq Level Limit Line Margin Read Level Ant Factor Cable Loss Preamp Factor Aux Factor APos TPos Remark MHz dBuV/m dBuV/m dB dBuV dB/m dB dB dB cm deg 1 5190.00 93.62 ------ ------ 83.73 33.05 9.64 32.80 0.00 126 155 Average

Mode	83	
	Band Edge - R	
	U-NII-1_5.15-5.25_802.11ac VHT40_CH38_5190MHz	
ANT	1	
Pol.	Vertical	Fundamental
Peak	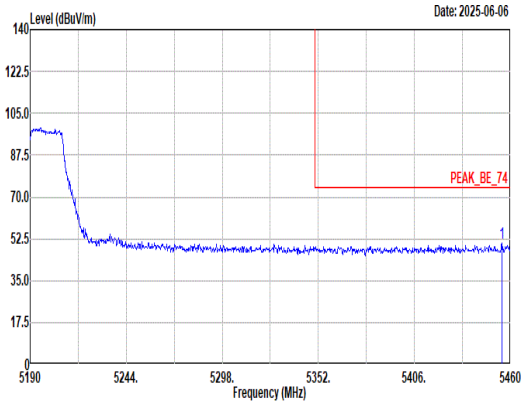 Site : 03CH11-HY Condition: PEAK_BE_74 3m 9120D_01620_240828 VERTICAL : RBW:1000.000kHz VBW:3000.000kHz SWT:Auto Limit Read Ant Cable Preamp Aux APos TPos Freq Level Line Margin Level Factor Loss Factor Factor Remark MHz dBuV/m dBuV/m dB dBuV dB/m dB dB dB cm deg 1 5455.14 50.58 74.00 -23.42 40.63 32.82 9.87 32.74 0.00 126 155 Peak	Blank
Avg	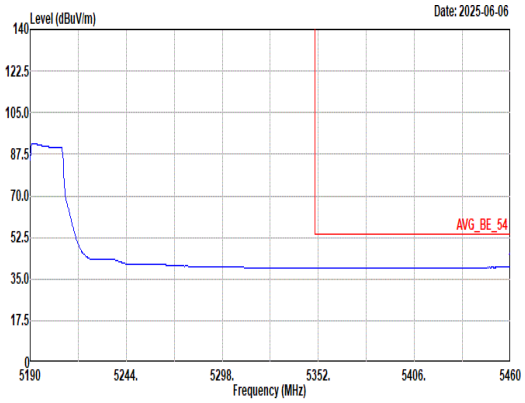 Site : 03CH11-HY Condition: AVG_BE_54 3m 9120D_01620_240828 VERTICAL : RBW:1000.000kHz VBW:0.010kHz SWT:Auto Limit Read Ant Cable Preamp Aux APos TPos Freq Level Line Margin Level Factor Loss Factor Factor Remark MHz dBuV/m dBuV/m dB dBuV dB/m dB dB dB cm deg 1 5460.00 40.06 54.00 -13.94 30.07 32.84 9.89 32.74 0.00 126 155 Average	Blank

Mode	84	
	Band Edge - L	
	U-NII-2A_5.15-5.25_802.11ac VHT40_CH62_5310MHz	
ANT	1	
Pol.	Horizontal	Fundamental
Peak	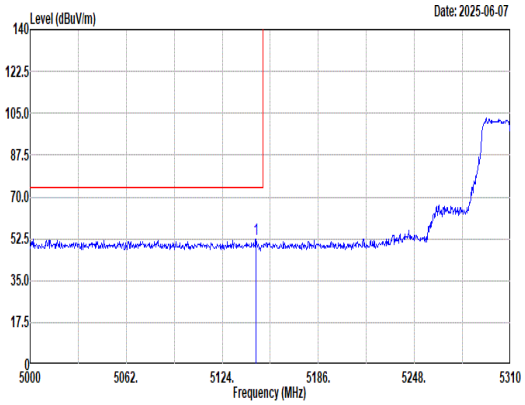 Site : 03CH11-HY Condition: PEAK_BE_74 3m 9120D_01620_240828 HORIZONTAL : RBW:1000.000kHz VBW:3000.000kHz SWT:Auto Freq Level Limit Line Margin Read Level Ant Factor Cable Loss Preamp Factor Aux Factor APos TPos Remark MHz dBuV/m dBuV/m dB dBuV dB/m dB dB dB cm deg 1 5145.70 52.41 74.00 -21.59 42.37 33.18 9.67 32.81 0.00 139 78 Peak	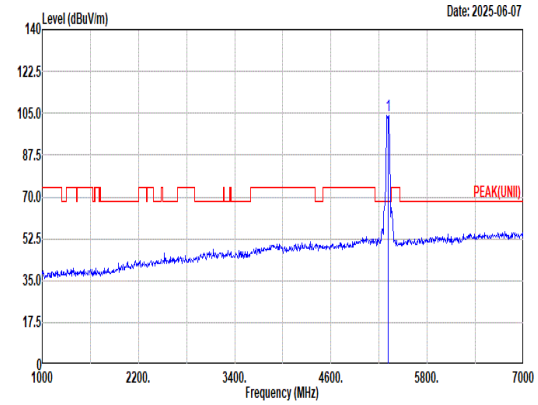 Site : 03CH11-HY Condition: PEAK(UNII) 3m 9120D_01620_240828 HORIZONTAL : RBW:1000.000kHz VBW:3000.000kHz SWT:Auto Freq Level Limit Line Margin Read Level Ant Factor Cable Loss Preamp Factor Aux Factor APos TPos Remark MHz dBuV/m dBuV/m dB dBuV dB/m dB dB dB cm deg 1 5310.00 104.22 ------ ------ 94.44 32.90 9.65 32.77 0.00 139 78 Peak
Avg	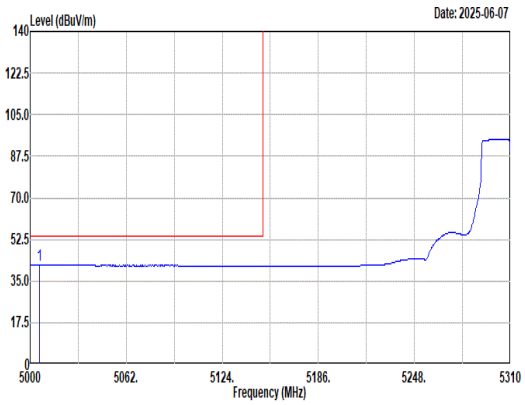 Site : 03CH11-HY Condition: AVG_BE_54 3m 9120D_01620_240828 HORIZONTAL : RBW:1000.000kHz VBW:0.010kHz SWT:Auto Freq Level Limit Line Margin Read Level Ant Factor Cable Loss Preamp Factor Aux Factor APos TPos Remark MHz dBuV/m dBuV/m dB dBuV dB/m dB dB dB cm deg 1 5005.89 41.60 54.00 -12.40 31.60 33.08 9.76 32.84 0.00 139 78 Average	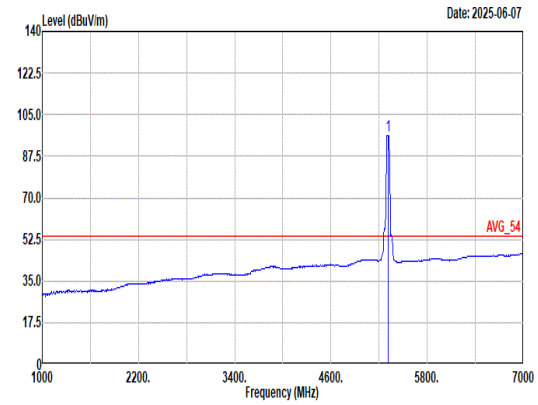 Site : 03CH11-HY Condition: AVG_54 3m 9120D_01620_240828 HORIZONTAL : RBW:1000.000kHz VBW:0.010kHz SWT:Auto Freq Level Limit Line Margin Read Level Ant Factor Cable Loss Preamp Factor Aux Factor APos TPos Remark MHz dBuV/m dBuV/m dB dBuV dB/m dB dB dB cm deg 1 5310.00 96.27 ------ ------ 86.49 32.90 9.65 32.77 0.00 139 78 Average

Mode	84	
	Band Edge - R	
	U-NII-2A_5.15-5.25_802.11ac VHT40_CH62_5310MHz	
ANT	1	
Pol.	Horizontal	Fundamental
Peak	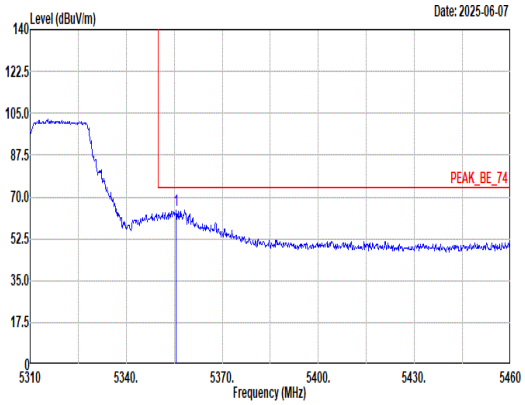 Site : 03CH11-HY Condition: PEAK_BE_74 3m 9120D_01620_240828 HORIZONTAL : RBW:1000.000kHz VBW:3000.000kHz SWT:Auto Freq Level Limit Line Margin Read Level Ant Factor Cable Loss Preamp Factor Aux Factor APos TPos Remark MHz dBuV/m dBuV/m dB dBuV dB/m dB dB dB cm deg 1 5355.60 64.50 74.00 -9.50 54.72 32.89 9.65 32.76 0.00 139 78 Peak	Blank
Avg	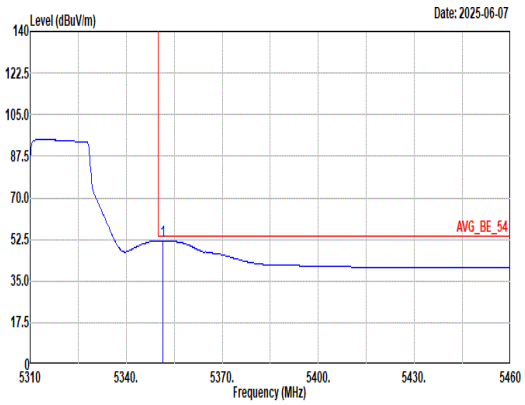 Site : 03CH11-HY Condition: AVG_BE_54 3m 9120D_01620_240828 HORIZONTAL : RBW:1000.000kHz VBW:0.010kHz SWT:Auto Freq Level Limit Line Margin Read Level Ant Factor Cable Loss Preamp Factor Aux Factor APos TPos Remark MHz dBuV/m dBuV/m dB dBuV dB/m dB dB dB cm deg 1 5351.40 51.92 54.00 -2.08 42.13 32.90 9.65 32.76 0.00 139 78 Average	Blank

Mode	84	
	Band Edge - L	
	U-NII-2A_5.15-5.25_802.11ac VHT40_CH62_5310MHz	
ANT	1	
Pol.	Vertical	Fundamental
Peak	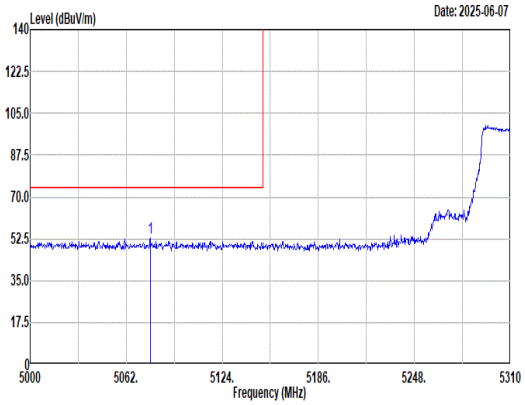 Site : 03CH11-HY Condition: PEAK_BE_74 3m 9120D_01620_240828 VERTICAL : RBW:1000.000kHz VBW:3000.000kHz SWT:Auto Freq Level Limit Line Margin Read Level Ant Factor Cable Loss Preamp Factor Aux Factor APos TPos Remark MHz dBuV/m dBuV/m dB dBuV dB/m dB dB dB cm deg 1 5077.50 52.72 74.00 -21.28 42.87 32.96 9.71 32.82 0.00 195 165 Peak	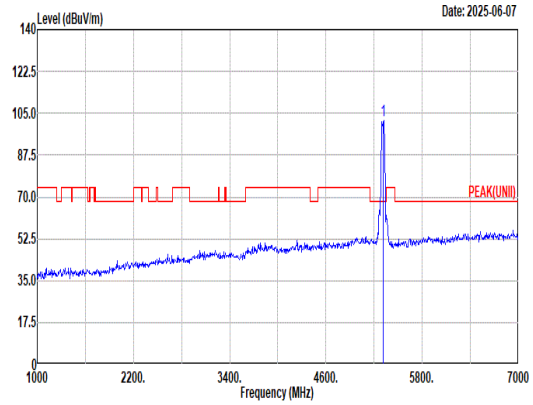 Site : 03CH11-HY Condition: PEAK(UNII) 3m 9120D_01620_240828 VERTICAL : RBW:1000.000kHz VBW:3000.000kHz SWT:Auto Freq Level Limit Line Margin Read Level Ant Factor Cable Loss Preamp Factor Aux Factor APos TPos Remark MHz dBuV/m dBuV/m dB dBuV dB/m dB dB dB cm deg 1 5310.00 101.94 ------ ------ 92.16 32.90 9.65 32.77 0.00 195 165 Peak
Avg	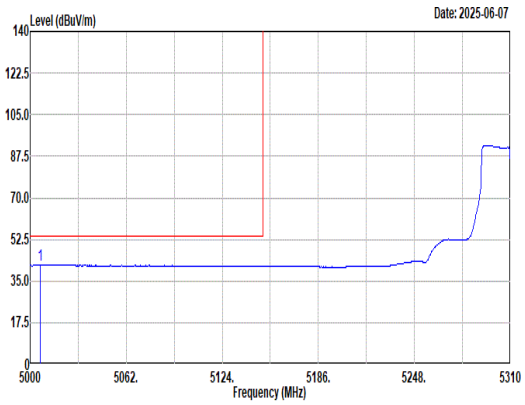 Site : 03CH11-HY Condition: AVG_BE_54 3m 9120D_01620_240828 VERTICAL : RBW:1000.000kHz VBW:0.010kHz SWT:Auto Freq Level Limit Line Margin Read Level Ant Factor Cable Loss Preamp Factor Aux Factor APos TPos Remark MHz dBuV/m dBuV/m dB dBuV dB/m dB dB dB cm deg 1 5006.51 41.57 54.00 -12.43 31.58 33.07 9.76 32.84 0.00 195 165 Average	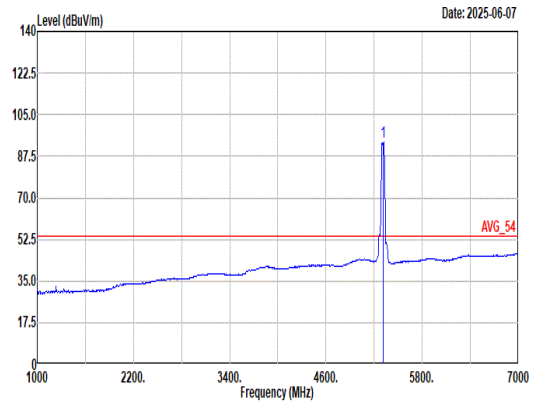 Site : 03CH11-HY Condition: AVG_54 3m 9120D_01620_240828 VERTICAL : RBW:1000.000kHz VBW:0.010kHz SWT:Auto Freq Level Limit Line Margin Read Level Ant Factor Cable Loss Preamp Factor Aux Factor APos TPos Remark MHz dBuV/m dBuV/m dB dBuV dB/m dB dB dB cm deg 1 5310.00 93.27 ------ ------ 83.49 32.90 9.65 32.77 0.00 195 165 Average

Mode	84	
	Band Edge - R	
	U-NII-2A_5.15-5.25_802.11ac VHT40_CH62_5310MHz	
ANT	1	
Pol.	Vertical	Fundamental
Peak	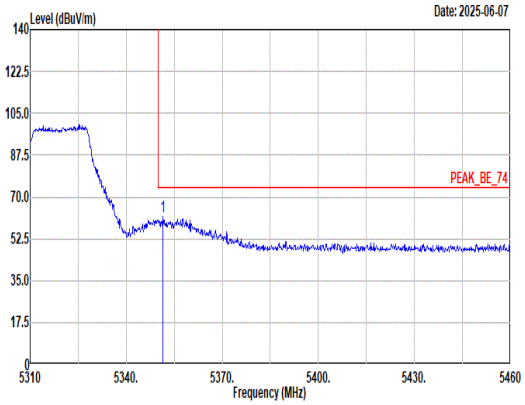 Site : 03CH11-HY Condition: PEAK_BE_74 3m 9120D_01620_240828 VERTICAL : RBW:1000.000kHz VBW:3000.000kHz SWT:Auto Limit Read Ant Cable Preamp Aux APos TPos Freq Level Line Margin Level Factor Loss Factor Factor Remark MHz dBuV/m dBuV/m dB dBuV dB/m dB dB dB cm deg 1 5351.55 61.65 74.00 -12.35 51.86 32.90 9.65 32.76 0.00 195 165 Peak	Blank
Avg	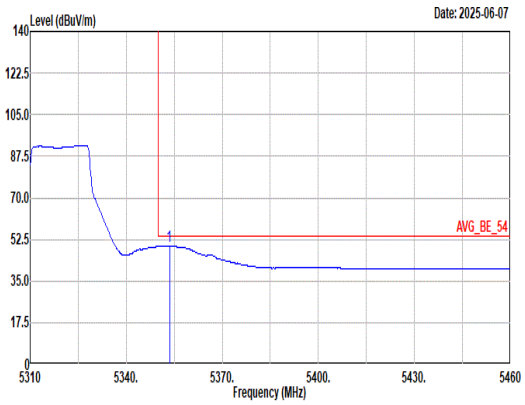 Site : 03CH11-HY Condition: AVG_BE_54 3m 9120D_01620_240828 VERTICAL : RBW:1000.000kHz VBW:0.010kHz SWT:Auto Limit Read Ant Cable Preamp Aux APos TPos Freq Level Line Margin Level Factor Loss Factor Factor Remark MHz dBuV/m dBuV/m dB dBuV dB/m dB dB dB cm deg 1 5353.50 49.61 54.00 -4.39 39.83 32.89 9.65 32.76 0.00 195 165 Average	Blank

Mode	85	
	Band Edge	
	U-NII-2C_5.15-5.25_802.11ac VHT20_CH140_5700MHz	
ANT	1	
Pol.	Horizontal	Fundamental
Peak	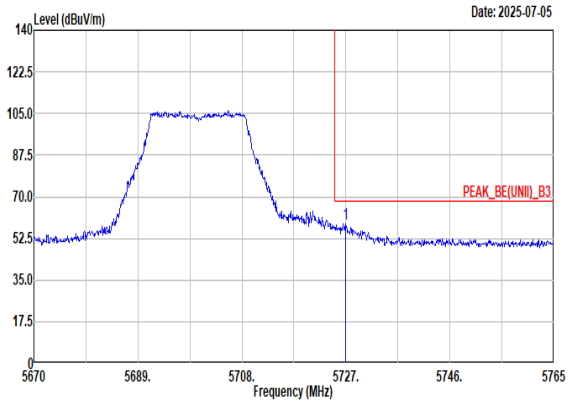 Site : 03CH11-HY Condition: PEAK_BE(UNII)_B3 3m 9120D_01620_240828 HORIZONTAL : RBW:1000.000kHz VBW:3000.000kHz SWT:Auto Detector : PEAK Mode : 101 Setting : 16.5 Freq Level Limit Line Margin Read Level Ant Factor Cable Loss Preamp Factor Aux Factor APos TPos Remark MHz dBuV/m dBuV/m dB dBuV dB/m dB dB dB cm deg 1 5726.91 58.52 68.20 -9.68 47.69 33.45 10.20 32.82 0.00 102 62 Peak	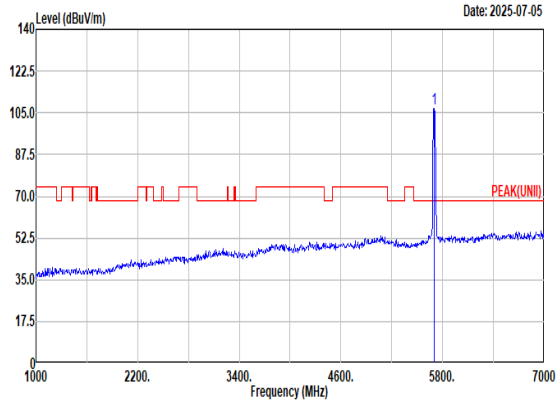 Site : 03CH11-HY Condition: PEAK(UNII) 3m 9120D_01620_240828 HORIZONTAL : RBW:1000.000kHz VBW:3000.000kHz SWT:Auto Detector : PEAK Mode : 101 Setting : 16.5 Freq Level Limit Line Margin Read Level Ant Factor Cable Loss Preamp Factor Aux Factor APos TPos Remark MHz dBuV/m dBuV/m dB dBuV dB/m dB dB dB cm deg 1 5700.00 106.50 ------ ------ 95.66 33.40 10.25 32.81 0.00 102 62 Peak
Avg	Blank	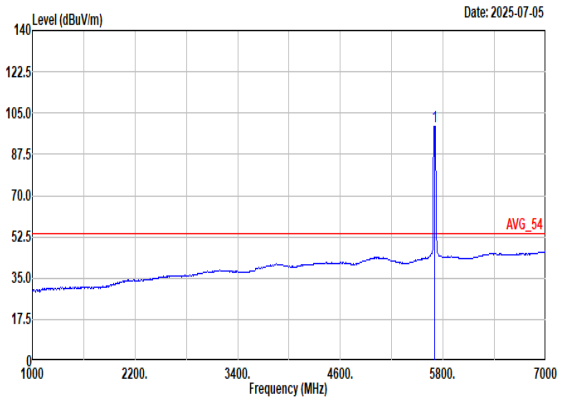 Site : 03CH11-HY Condition: AVG_54 3m 9120D_01620_240828 HORIZONTAL : RBW:1000.000kHz VBW:0.010kHz SWT:Auto Detector : PEAK Mode : 101 Setting : 16.5 Freq Level Limit Line Margin Read Level Ant Factor Cable Loss Preamp Factor Aux Factor APos TPos Remark MHz dBuV/m dBuV/m dB dBuV dB/m dB dB dB cm deg 1 5700.00 99.42 ------ ------ 88.58 33.40 10.25 32.81 0.00 102 62 Average

Mode	85	
	Band Edge	
	U-NII-2C_5.15-5.25_802.11ac VHT20_CH140_5700MHz	
ANT	1	
Pol.	Vertical	Fundamental
Peak	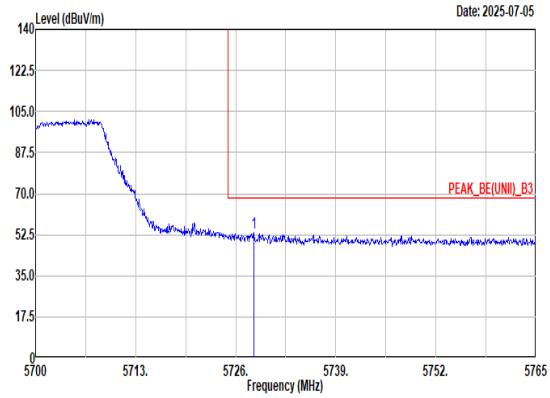 Site : 03CH11-HY Condition: PEAK_BE(UNII)_B3 3m 9120D_01620_240828 VERTICAL : RBW:1000.000kHz VBW:3000.000kHz SWT:Auto Detector : PEAK Mode : 101 Setting : 16.5 1 5728.34 53.31 68.20 -14.89 42.47 33.46 10.20 32.82 0.00 100 194 Peak	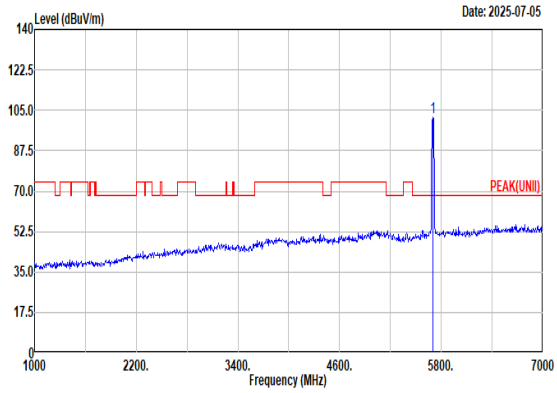 Site : 03CH11-HY Condition: PEAK(UNII) 3m 9120D_01620_240828 VERTICAL : RBW:1000.000kHz VBW:3000.000kHz SWT:Auto Detector : PEAK Mode : 101 Setting : 16.5 1 5700.00 102.21 ------ ------ 91.37 33.41 10.24 32.81 0.00 100 194 Peak
Avg	Blank	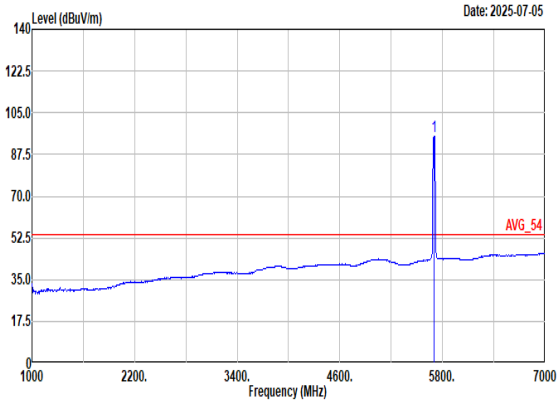 Site : 03CH11-HY Condition: AVG_54 3m 9120D_01620_240828 VERTICAL : RBW:1000.000kHz VBW:0.010kHz SWT:Auto Detector : PEAK Mode : 101 Setting : 16.5 1 5700.00 94.87 ------ ------ 84.03 33.42 10.23 32.81 0.00 100 194 Average

	Freq	Level	Limit Line	Margin	Read Level	Ant Factor	Cable Loss	Preamp Factor	Aux Factor	APos	TPos	Remark
	MHz	dBuV/m	dBuV/m	dB	dBuV	dB/m	dB	dB	dB	cm	deg	
1	5728.34	53.31	68.20	-14.89	42.47	33.46	10.20	32.82	0.00	100	194	Peak

	Freq	Level	Limit Line	Margin	Read Level	Ant Factor	Cable Loss	Preamp Factor	Aux Factor	APos	TPos	Remark
	MHz	dBuV/m	dBuV/m	dB	dBuV	dB/m	dB	dB	dB	cm	deg	
1	5700.00	102.21	------	------	91.37	33.41	10.24	32.81	0.00	100	194	Peak

	Freq	Level	Limit Line	Margin	Read Level	Ant Factor	Cable Loss	Preamp Factor	Aux Factor	APos	TPos	Remark
	MHz	dBuV/m	dBuV/m	dB	dBuV	dB/m	dB	dB	dB	cm	deg	
1	5700.00	94.87	------	------	84.03	33.42	10.23	32.81	0.00	100	194	Average

Mode	85	
	Harmonic	
	U-NII-2C_5.15-5.25_802.11ac VHT20_CH140_5700MHz	
ANT	1	
Pol.	Horizontal	Vertical
Peak Avg	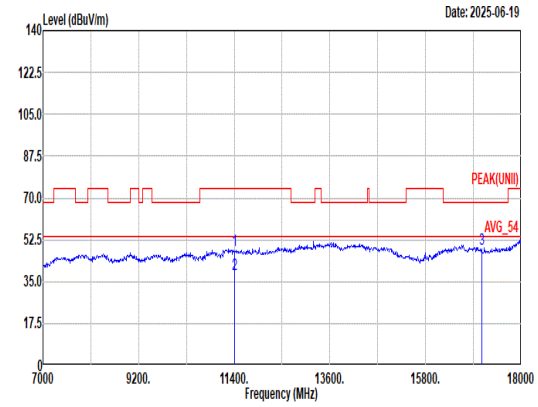 Site : 03CH11-HY Condition: PEAK(UNII) 3m 9120D_01620_240828 HORIZONTAL Freq Level Limit Line Margin Read Level Ant Factor Cable Loss Preamp Factor Aux Factor APos TPos Remark MHz dBuV/m dBuV/m dB dBuV dB/m dB dB dB cm deg 1 11400.00 48.18 74.00 -25.82 57.64 39.00 17.40 66.22 0.36 -- -- Peak 2 11400.00 37.92 54.00 -16.08 47.38 39.00 17.40 66.22 0.36 -- -- Average 3 17100.00 48.57 68.20 -19.63 54.74 37.80 21.49 65.88 0.42 -- -- Peak	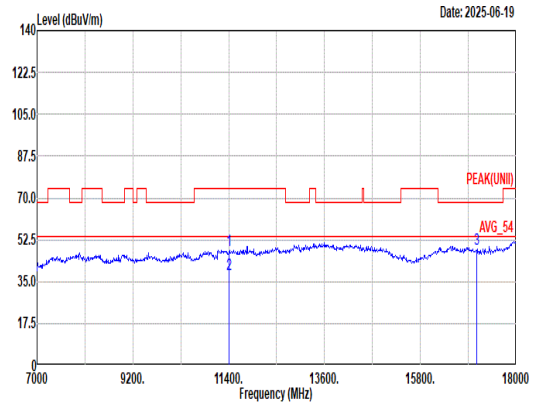 Site : 03CH11-HY Condition: PEAK(UNII) 3m 9120D_01620_240828 VERTICAL Freq Level Limit Line Margin Read Level Ant Factor Cable Loss Preamp Factor Aux Factor APos TPos Remark MHz dBuV/m dBuV/m dB dBuV dB/m dB dB dB cm deg 1 11400.00 48.20 74.00 -25.80 57.66 39.00 17.40 66.22 0.36 -- -- Peak 2 11400.00 38.01 54.00 -15.99 47.47 39.00 17.40 66.22 0.36 -- -- Average 3 17100.00 48.37 68.20 -19.83 54.54 37.80 21.49 65.88 0.42 -- -- Peak

Mode	85	
	Harmonic	
	U-NII-2C_5.15-5.25_802.11ac VHT20_CH140_5700MHz	
ANT	1	
Pol.	Horizontal	Vertical
14.47G ~14.5G Avg	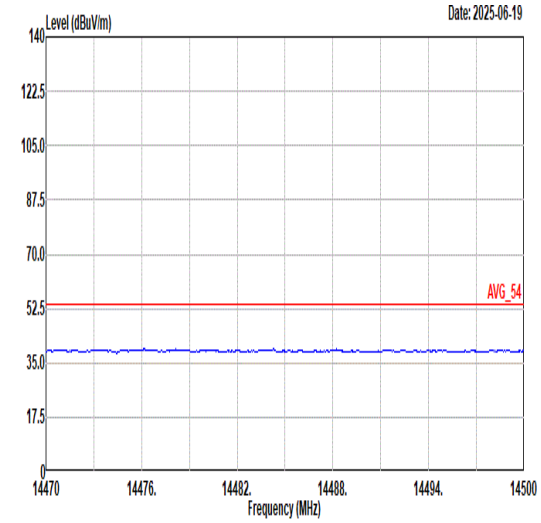 Site : 03CH11-HY Condition: AVG_54 3m 9120D_01620_240828 HORIZONTAL	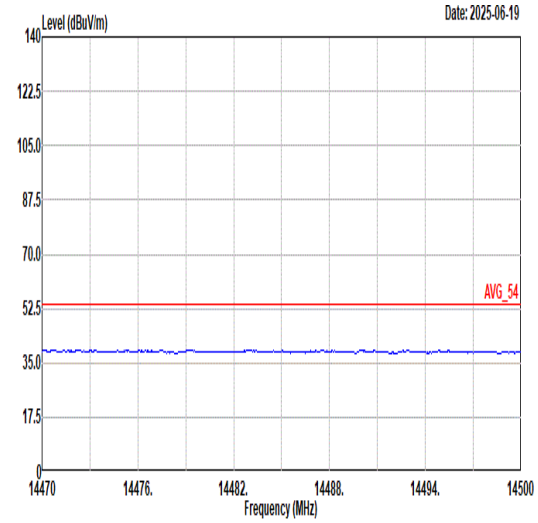 Site : 03CH11-HY Condition: AVG_54 3m 9120D_01620_240828 VERTICAL
17.7G ~18G Avg	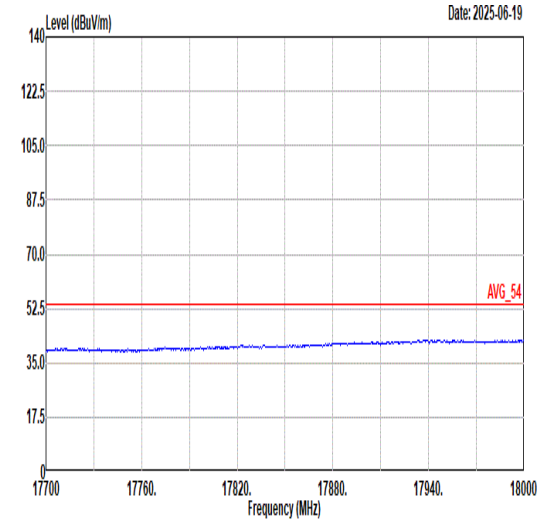 Site : 03CH11-HY Condition: AVG_54 3m 9120D_01620_240828 HORIZONTAL	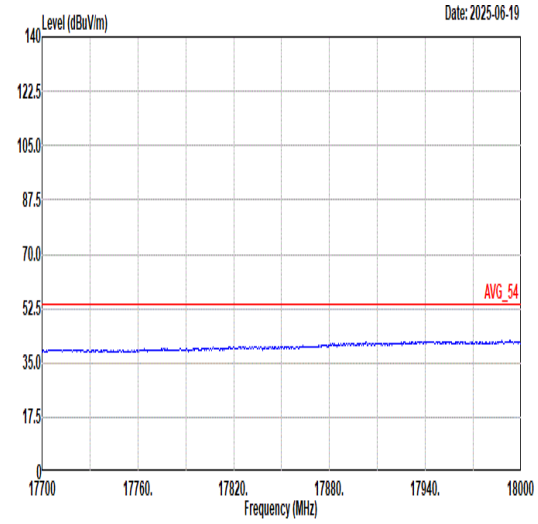 Site : 03CH11-HY Condition: AVG_54 3m 9120D_01620_240828 VERTICAL

Appendix D. Duty Cycle Plots

Band	Duty Cycle(%)	VBW Setting	Duty Factor(dB)
802.11a	99.10	10Hz	0.04
5GHz 802.11n HT20	100.00	10Hz	0.00
5GHz 802.11n HT40	99.76	10Hz	0.01
5GHz 802.11ac VHT20	99.63	10Hz	0.02
5GHz 802.11ac VHT40	99.63	10Hz	0.02
5GHz 802.11ac VHT80	99.76	10Hz	0.01
5GHz 802.11ac VHT160	99.63	10Hz	0.02
5GHz 802.11ax HE20 Full RU	100.00	10Hz	0.00
5GHz 802.11ax HE20 26 RU	99.61	10Hz	0.02
5GHz 802.11ax HE20 52 RU	99.61	10Hz	0.02
5GHz 802.11ax HE20 106 RU	99.73	10Hz	0.01
5GHz 802.11ax HE20 242 RU	99.57	10Hz	0.02
5GHz 802.11ax HE40 Full RU	99.76	10Hz	0.01
5GHz 802.11ax HE40 484 RU	99.44	10Hz	0.02
5GHz 802.11ax HE80 Full RU	99.74	10Hz	0.01
5GHz 802.11ax HE80 996 RU	98.65	10Hz	0.06
5GHz 802.11ax HE160 Full RU	100.00	10Hz	0.00
5GHz 802.11ax HE160 1996 RU	99.12	10Hz	0.04

802.11a

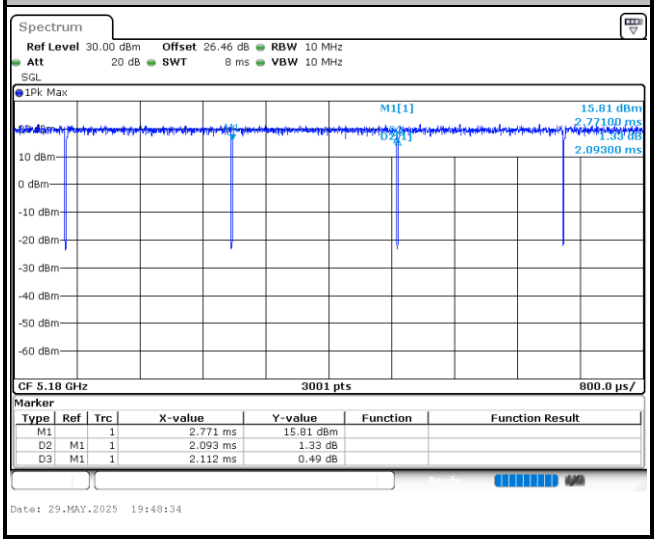
Spectrum
Ref Level 30.00 dBm Offset 26.46 dB RBW 10 MHz
Att 20 dB SWT 8 ms VBW 10 MHz
SGL
1Pk Max
M1[1] 15.81 dBm
2.77100 ms
D2[1] 1.33 dB
2.09300 ms
10 dBm
0 dBm
-10 dBm
-20 dBm
-30 dBm
-40 dBm
-50 dBm
-60 dBm
CF 5.18 GHz
3001 pts
800.0 µs/
Marker
Type Ref Trc X-value Y-value Function Function Result
M1 1 2.771 ms 15.81 dBm
D2 M1 1 2.093 ms 1.33 dB
D3 M1 1 2.112 ms 0.49 dB
Date: 29.MAY.2025 19:48:34