Mode	26	
	Band Edge - L	
	2400-2483.5_802.11 ax 20_CH6_RU52/37_2462MHz	
ANT	1	
Pol.	Vertical	Fundamental
Peak	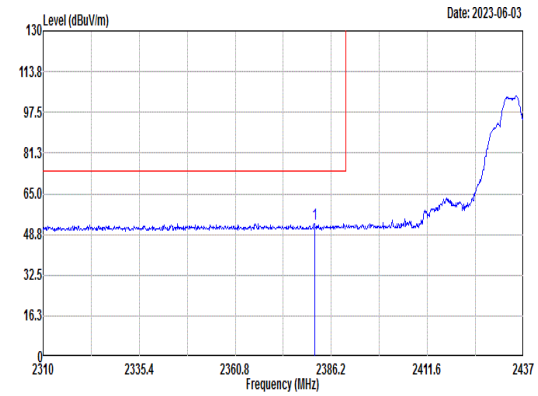 Site : 03CH03-SZ Condition: PEAK_BE_74 3m ANT3117_0057 VERTICAL : RBW:1000.000kHz VBW:3000.000kHz Mode : 26 Setting : MCS0 power setting 17.5 Plane : Z with Accessories 52/38 : #26 2Q37B2DF47004P Freq Level Limit Line Margin (dB) Read Level Ant Factor Cable Loss Preamp Factor APos TPos Remark MHz dBuV/m dBuV/m dBuV dB/m dB dB cm deg 1 2381.76 53.18 74.00 -20.82 49.87 32.19 4.79 33.67 307 312 PEAK	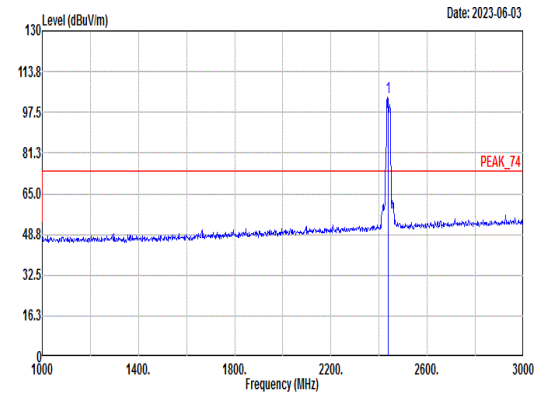 Site : 03CH03-SZ Condition: PEAK_74 3m ANT3117_0057 VERTICAL : RBW:1000.000kHz VBW:3000.000kHz Mode : 26 Setting : MCS0 power setting 17.5 Plane : Z with Accessories 52/38 : #26 2Q37B2DF47004P Freq Level Limit Line Margin (dB) Read Level Ant Factor Cable Loss Preamp Factor APos TPos Remark MHz dBuV/m dBuV/m dBuV dB/m dB dB cm deg 1 2437.00 103.62 ------ ------ 100.08 32.33 4.85 33.64 307 312 PEAK
Avg	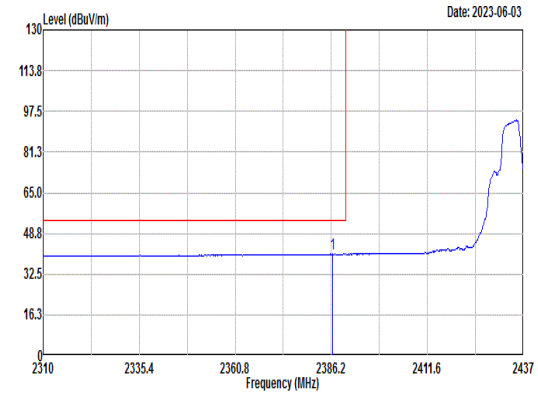 Site : 03CH03-SZ Condition: AVG_BE_54 3m ANT3117_0057 VERTICAL : RBW:1000.000kHz VBW:0.300kHz Mode : 26 Setting : MCS0 power setting 17.5 Plane : Z with Accessories 52/38 : #26 2Q37B2DF47004P Freq Level Limit Line Margin (dB) Read Level Ant Factor Cable Loss Preamp Factor APos TPos Remark MHz dBuV/m dBuV/m dBuV dB/m dB dB cm deg 1 2386.45 40.58 54.00 -13.42 37.26 32.20 4.79 33.67 307 312 AVERAGE	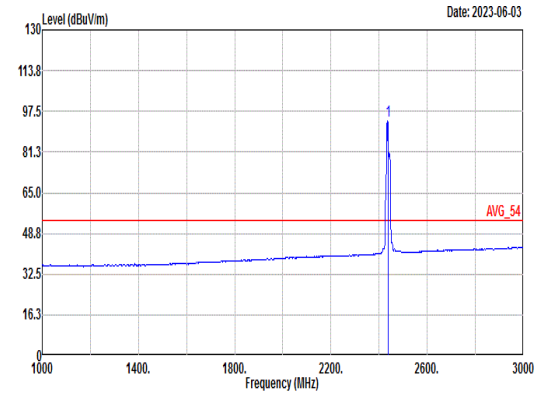 Site : 03CH03-SZ Condition: AVG_54 3m ANT3117_0057 VERTICAL : RBW:1000.000kHz VBW:0.300kHz Mode : 26 Setting : MCS0 power setting 17.5 Plane : Z with Accessories 52/38 : #26 2Q37B2DF47004P Freq Level Limit Line Margin (dB) Read Level Ant Factor Cable Loss Preamp Factor APos TPos Remark MHz dBuV/m dBuV/m dBuV dB/m dB dB cm deg 1 2437.00 93.78 ------ ------ 90.24 32.33 4.85 33.64 307 312 AVERAGE

Mode	26	
	Band Edge - R	
	2400-2483.5_802.11 ax 20_CH6_RU52/37_2462MHz	
ANT	1	
Pol.	Vertical	Fundamental
Peak	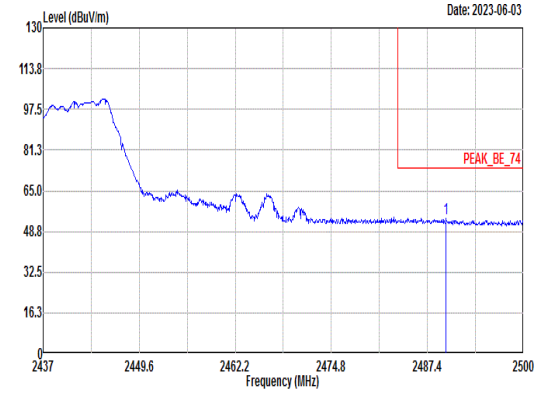 Site : 03CH03-SZ Condition: PEAK_BE_74 3m ANT3117_0057 VERTICAL : RBW:1000.000kHz VBW:3000.000kHz Mode : 26 Setting : MCS0 power setting 17.5 Plane : Z with Accessories 52/38 : #26 2Q37B2DF47004P Freq Level Limit Line Margin (dB) Read Level Ant Factor Cable Loss Preamp Factor APos TPos Remark MHz dBuV/m dBuV/m dBuV dB/m dB dB cm deg 1 2489.86 54.15 74.00 -19.85 50.36 32.47 4.93 33.61 307 312 PEAK	Blank
Avg	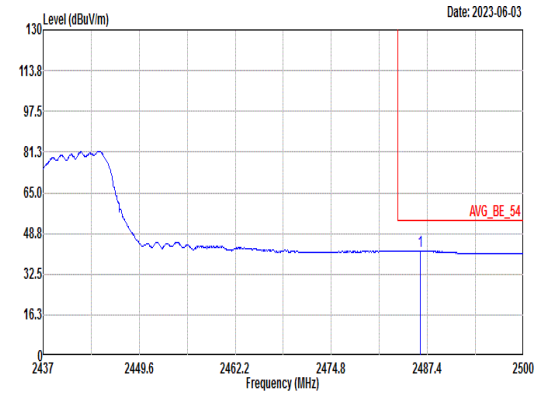 Site : 03CH03-SZ Condition: AVG_BE_54 3m ANT3117_0057 VERTICAL : RBW:1000.000kHz VBW:0.300kHz Mode : 26 Setting : MCS0 power setting 17.5 Plane : Z with Accessories 52/38 : #26 2Q37B2DF47004P Freq Level Limit Line Margin (dB) Read Level Ant Factor Cable Loss Preamp Factor APos TPos Remark MHz dBuV/m dBuV/m dBuV dB/m dB dB cm deg 1 2486.46 41.72 54.00 -12.28 37.95 32.46 4.92 33.61 307 312 AVERAGE	Blank

Mode	27	
	Band Edge - L	
	2400-2483.5_802.11 ax 20_CH6_RU106/53_2462MHz	
ANT	1	
Pol.	Horizontal	Fundamental
Peak	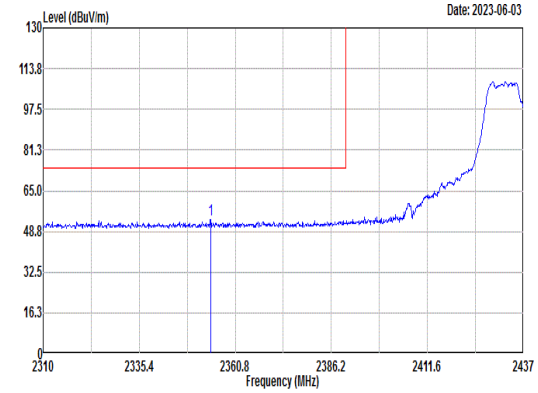 Site : 03CH03-SZ Condition: PEAK_BE_74 3m ANT3117_0057 HORIZONTAL : RBW:1000.000kHz VBW:3000.000kHz Mode : 27 Setting : MCS0 power setting 17.5 Plane : Z with Accessories 106/53 : #26 2Q37B2DF47004P Freq Level Limit Line Margin (dB) Read Level Ant Factor Cable Loss Preamp Factor APos TPos Remark MHz dBuV/m dBuV/m dBuV dB/m dB dB cm deg 1 2354.32 53.24 74.00 -20.76 50.05 32.12 4.76 33.69 316 61 PEAK	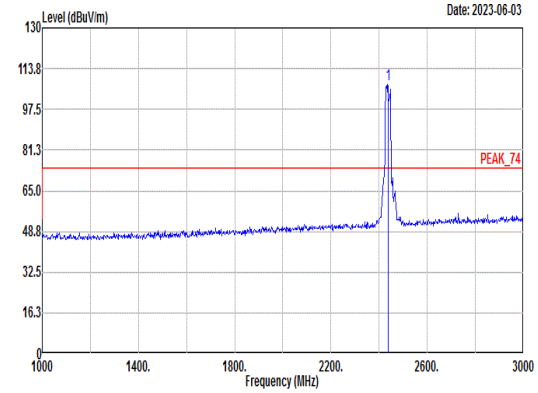 Site : 03CH03-SZ Condition: PEAK_74 3m ANT3117_0057 HORIZONTAL : RBW:1000.000kHz VBW:3000.000kHz Mode : 27 Setting : MCS0 power setting 17.5 Plane : Z with Accessories 106/53 : #26 2Q37B2DF47004P Freq Level Limit Line Margin (dB) Read Level Ant Factor Cable Loss Preamp Factor APos TPos Remark MHz dBuV/m dBuV/m dBuV dB/m dB dB cm deg 1 2437.00 107.45 ------ ------ 103.91 32.33 4.85 33.64 316 61 PEAK
Avg	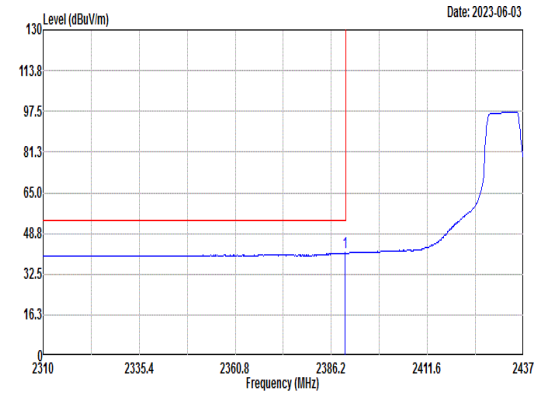 Site : 03CH03-SZ Condition: AVG_BE_54 3m ANT3117_0057 HORIZONTAL : RBW:1000.000kHz VBW:0.300kHz Mode : 27 Setting : MCS0 power setting 17.5 Plane : Z with Accessories 106/53 : #26 2Q37B2DF47004P Freq Level Limit Line Margin (dB) Read Level Ant Factor Cable Loss Preamp Factor APos TPos Remark MHz dBuV/m dBuV/m dBuV dB/m dB dB cm deg 1 2389.76 40.97 54.00 -13.03 37.63 32.21 4.80 33.67 316 61 AVERAGE	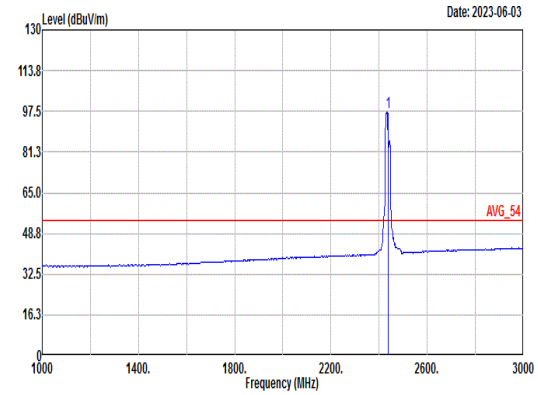 Site : 03CH03-SZ Condition: AVG_54 3m ANT3117_0057 HORIZONTAL : RBW:1000.000kHz VBW:0.300kHz Mode : 27 Setting : MCS0 power setting 17.5 Plane : Z with Accessories 106/53 : #26 2Q37B2DF47004P Freq Level Limit Line Margin (dB) Read Level Ant Factor Cable Loss Preamp Factor APos TPos Remark MHz dBuV/m dBuV/m dBuV dB/m dB dB cm deg 1 2437.00 97.34 ------ ------ 93.80 32.33 4.85 33.64 316 61 AVERAGE

Mode	27	
	Band Edge - R	
	2400-2483.5_802.11 ax 20_CH6_RU106/53_2462MHz	
ANT	1	
Pol.	Horizontal	Fundamental
Peak	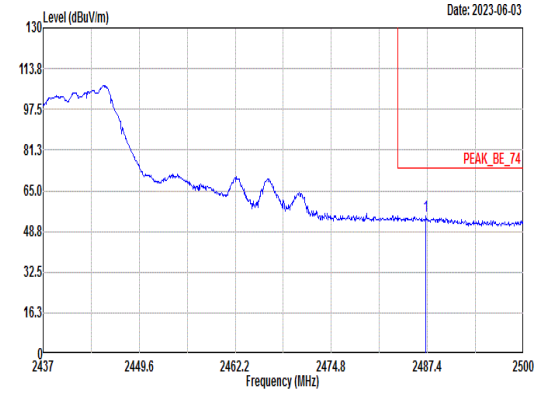 Site : 03CH03-SZ Condition: PEAK_BE_74 3m ANT3117_0057 HORIZONTAL : RBW:1000.000kHz VBW:3000.000kHz Mode : 27 Setting : MCS0 power setting 17.5 Plane : Z with Accessories 106/53 : #26 2Q37B2DF47004P Freq Level Limit Line Margin (dB) Read Level Ant Factor Cable Loss Preamp Factor APos TPos Remark MHz dBuV/m dBuV/m dBuV dB/m dB dB cm deg 1 2487.21 55.01 74.00 -18.99 51.22 32.47 4.93 33.61 316 61 PEAK	Blank
Avg	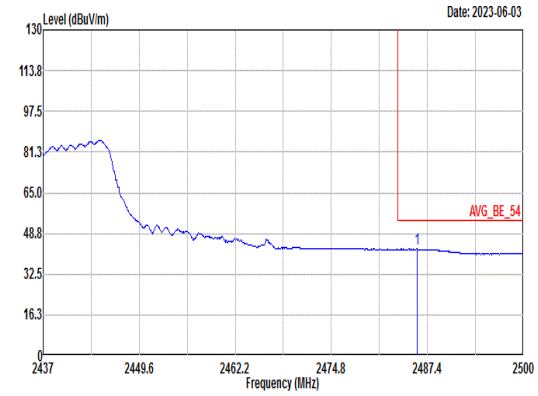 Site : 03CH03-SZ Condition: AVG_BE_54 3m ANT3117_0057 HORIZONTAL : RBW:1000.000kHz VBW:0.300kHz Mode : 27 Setting : MCS0 power setting 17.5 Plane : Z with Accessories 106/53 : #26 2Q37B2DF47004P Freq Level Limit Line Margin (dB) Read Level Ant Factor Cable Loss Preamp Factor APos TPos Remark MHz dBuV/m dBuV/m dBuV dB/m dB dB cm deg 1 2486.01 42.53 54.00 -11.47 38.76 32.46 4.92 33.61 316 61 AVERAGE	Blank

Mode	27	
	Band Edge - L	
	2400-2483.5_802.11 ax 20_CH6_RU106/53_2462MHz	
ANT	1	
Pol.	Vertical	Fundamental
Peak	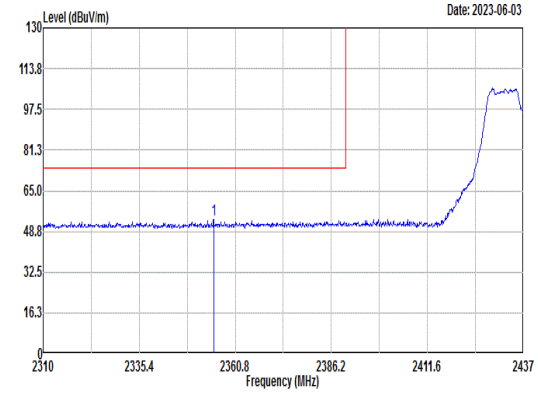 Site : 03CH03-SZ Condition: PEAK_BE_74 3m ANT3117_0057 VERTICAL : RBW:1000.000kHz VBW:3000.000kHz Mode : 27 Setting : MCS0 power setting 17.5 Plane : Z with Accessories 106/53 : #26 2Q37B2DF47004P Freq Level Limit Line Margin (dB) Read Level Ant Factor Cable Loss Preamp Factor APos TPos Remark MHz dBuV/m dBuV/m dBuV dB/m dB dB cm deg 1 2355.09 53.61 74.00 -20.39 50.42 32.12 4.76 33.69 394 304 PEAK	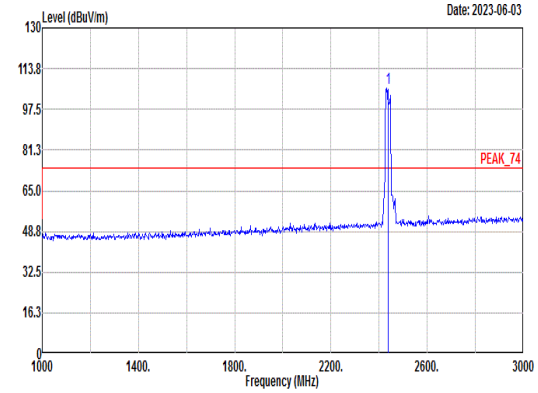 Site : 03CH03-SZ Condition: PEAK_74 3m ANT3117_0057 VERTICAL : RBW:1000.000kHz VBW:3000.000kHz Mode : 27 Setting : MCS0 power setting 17.5 Plane : Z with Accessories 106/53 : #26 2Q37B2DF47004P Freq Level Limit Line Margin (dB) Read Level Ant Factor Cable Loss Preamp Factor APos TPos Remark MHz dBuV/m dBuV/m dBuV dB/m dB dB cm deg 1 2437.00 105.89 ------ ------ 102.36 32.32 4.85 33.64 394 304 PEAK
Avg	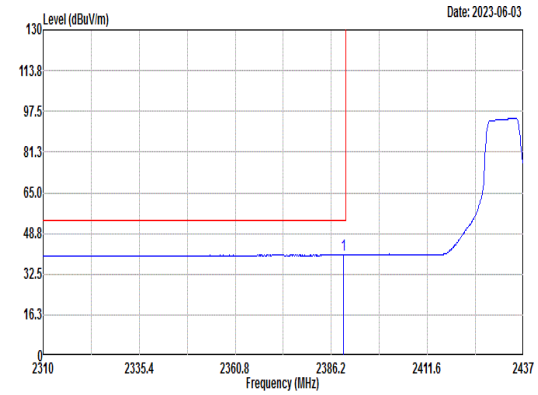 Site : 03CH03-SZ Condition: AVG_BE_54 3m ANT3117_0057 VERTICAL : RBW:1000.000kHz VBW:0.300kHz Mode : 27 Setting : MCS0 power setting 17.5 Plane : Z with Accessories 106/53 : #26 2Q37B2DF47004P Freq Level Limit Line Margin (dB) Read Level Ant Factor Cable Loss Preamp Factor APos TPos Remark MHz dBuV/m dBuV/m dBuV dB/m dB dB cm deg 1 2389.38 40.42 54.00 -13.58 37.08 32.21 4.80 33.67 394 304 AVERAGE	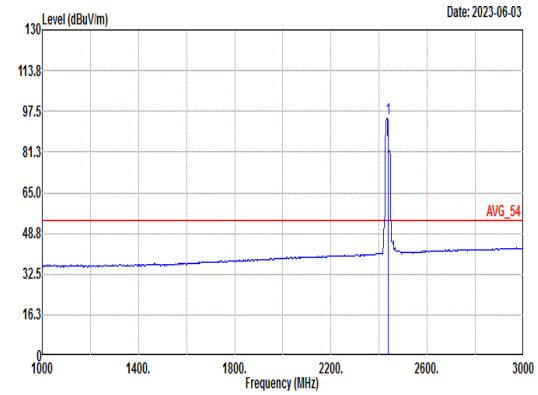 Site : 03CH03-SZ Condition: AVG_54 3m ANT3117_0057 VERTICAL : RBW:1000.000kHz VBW:0.300kHz Mode : 27 Setting : MCS0 power setting 17.5 Plane : Z with Accessories 106/53 : #26 2Q37B2DF47004P Freq Level Limit Line Margin (dB) Read Level Ant Factor Cable Loss Preamp Factor APos TPos Remark MHz dBuV/m dBuV/m dBuV dB/m dB dB cm deg 1 2437.00 94.63 ------ ------ 91.09 32.33 4.85 33.64 394 304 AVERAGE

Mode	27	
	Band Edge - R	
	2400-2483.5_802.11 ax 20_CH6_RU106/53_2462MHz	
ANT	1	
Pol.	Vertical	Fundamental
Peak	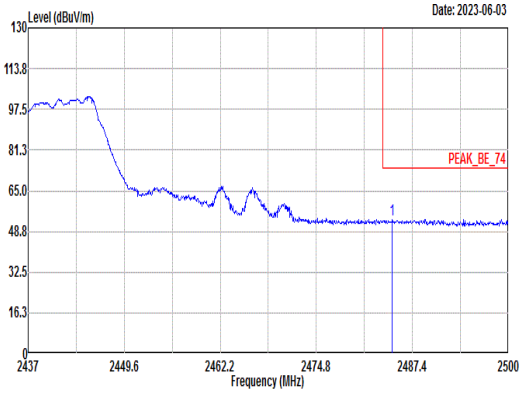 Site : 03CH03-SZ Condition: PEAK_BE_74 3m ANT3117_0057 VERTICAL : RBW:1000.000kHz VBW:3000.000kHz Mode : 27 Setting : MCS0 power setting 17.5 Plane : Z with Accessories 106/53 : #26 2Q37B2DF47004P Freq Level Limit Line Margin (dB) Read Level Ant Factor Cable Loss Preamp Factor APos TPos Remark MHz dBuV/m dBuV/m dBuV dB/m dB dB cm deg 1 2484.75 53.63 74.00 -20.37 49.86 32.46 4.92 33.61 394 304 PEAK	Blank
Avg	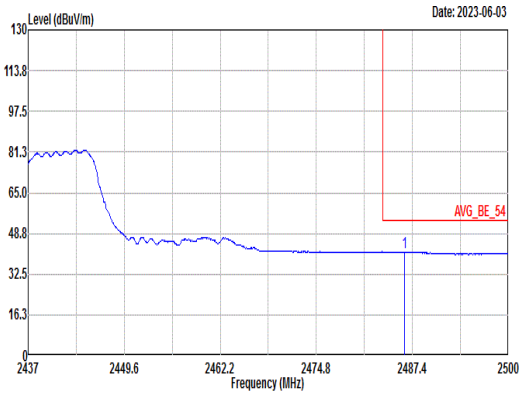 Site : 03CH03-SZ Condition: AVG_BE_54 3m ANT3117_0057 VERTICAL : RBW:1000.000kHz VBW:0.300kHz Mode : 27 Setting : MCS0 power setting 17.5 Plane : Z with Accessories 106/53 : #26 2Q37B2DF47004P Freq Level Limit Line Margin (dB) Read Level Ant Factor Cable Loss Preamp Factor APos TPos Remark MHz dBuV/m dBuV/m dBuV dB/m dB dB cm deg 1 2486.39 41.41 54.00 -12.59 37.64 32.46 4.92 33.61 394 304 AVERAGE	Blank

Mode	28	
	Band Edge	
	2400-2483.5_802.11 ax 20_CH11_Full_2462MHz	
ANT	1	
Pol.	Horizontal	Fundamental
Peak	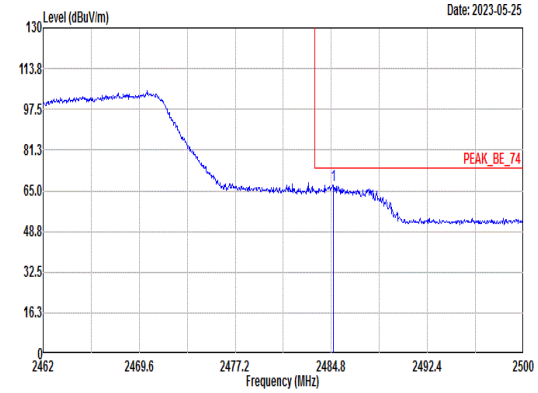 Site : 03CH03-SZ Condition: PEAK_BE_74 3m ANT3117_0057 HORIZONTAL : RBW:1000.000kHz VBW:3000.000kHz Mode : 28 Setting : MCS0 power setting 9.5 Plane : Z with Accessories : #12 2Q37B1WF3J00BF Freq Level Limit Line Margin (dB) Read Level Ant Factor Cable Loss Preamp Factor APos TPos Remark MHz dBuV/m dBuV/m dBuV dB/m dB dB cm deg 1 2484.95 67.32 74.00 -6.68 63.55 32.46 4.92 33.61 195 117 PEAK	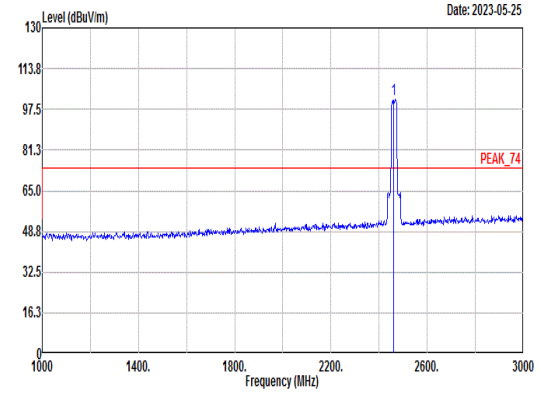 Site : 03CH03-SZ Condition: PEAK_74 3m ANT3117_0057 HORIZONTAL : RBW:1000.000kHz VBW:3000.000kHz Mode : 28 Setting : MCS0 power setting 9.5 Plane : Z with Accessories : #12 2Q37B1WF3J00BF Freq Level Limit Line Margin (dB) Read Level Ant Factor Cable Loss Preamp Factor APos TPos Remark MHz dBuV/m dBuV/m dBuV dB/m dB dB cm deg 1 2462.00 101.50 ------ ------ 97.80 32.42 4.90 33.62 195 117 PEAK
Avg	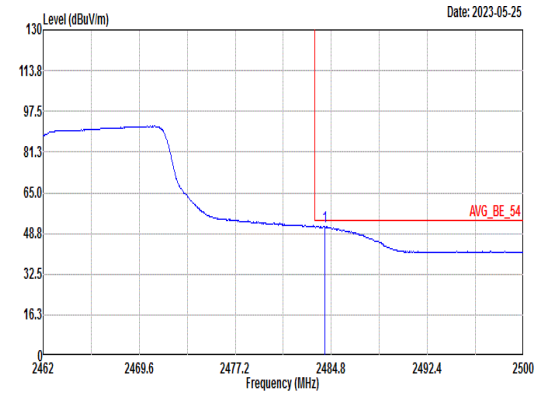 Site : 03CH03-SZ Condition: AVG_BE_54 3m ANT3117_0057 HORIZONTAL : RBW:1000.000kHz VBW:0.010kHz Mode : 28 Setting : MCS0 power setting 9.5 Plane : Z with Accessories : #12 2Q37B1WF3J00BF Freq Level Limit Line Margin (dB) Read Level Ant Factor Cable Loss Preamp Factor APos TPos Remark MHz dBuV/m dBuV/m dBuV dB/m dB dB cm deg 1 2484.27 51.68 54.00 -2.32 47.91 32.46 4.92 33.61 195 117 AVERAGE	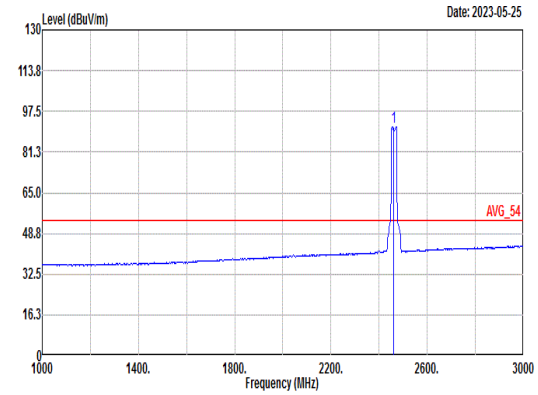 Site : 03CH03-SZ Condition: AVG_54 3m ANT3117_0057 HORIZONTAL : RBW:1000.000kHz VBW:0.010kHz Mode : 28 Setting : MCS0 power setting 9.5 Plane : Z with Accessories : #12 2Q37B1WF3J00BF Freq Level Limit Line Margin (dB) Read Level Ant Factor Cable Loss Preamp Factor APos TPos Remark MHz dBuV/m dBuV/m dBuV dB/m dB dB cm deg 1 2462.00 91.40 ------ ------ 87.77 32.38 4.88 33.63 195 117 AVERAGE

Mode	28	
	Band Edge	
	2400-2483.5_802.11 ax 20_CH11_Full_2462MHz	
ANT	1	
Pol.	Vertical	Fundamental
Peak	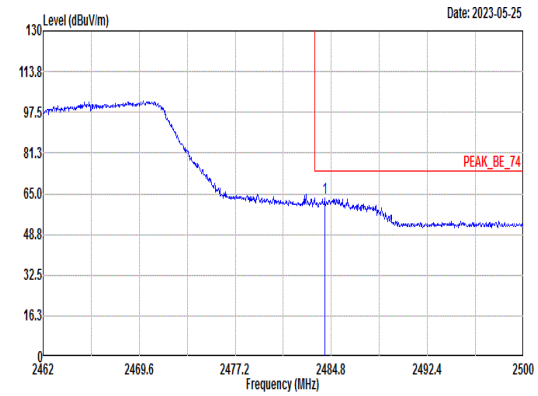 Site : 03CH03-SZ Condition: PEAK_BE_74 3m ANT3117_0057 VERTICAL : RBW:1000.000kHz VBW:3000.000kHz Mode : 28 Setting : MCS0 power setting 9.5 Plane : Z with Accessories : #12 2Q37B1WF3J00BF Freq Level Limit Line Margin (dB) Read Level Ant Factor Cable Loss Preamp Factor APos TPos Remark MHz dBuV/m dBuV/m dBuV dB/m dB dB cm deg 1 2484.27 63.38 74.00 -10.62 59.61 32.46 4.92 33.61 390 174 PEAK	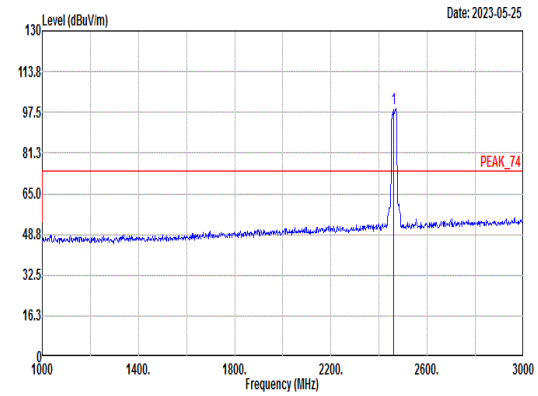 Site : 03CH03-SZ Condition: PEAK_74 3m ANT3117_0057 VERTICAL : RBW:1000.000kHz VBW:3000.000kHz Mode : 28 Setting : MCS0 power setting 9.5 Plane : Z with Accessories : #12 2Q37B1WF3J00BF Freq Level Limit Line Margin (dB) Read Level Ant Factor Cable Loss Preamp Factor APos TPos Remark MHz dBuV/m dBuV/m dBuV dB/m dB dB cm deg 1 2462.00 99.11 ------ ------ 95.41 32.42 4.90 33.62 390 174 PEAK
Avg	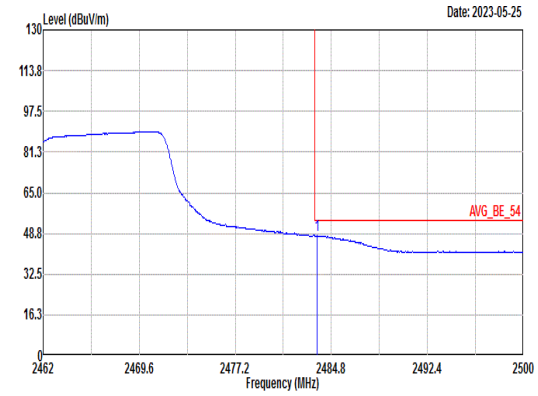 Site : 03CH03-SZ Condition: AVG_BE_54 3m ANT3117_0057 VERTICAL : RBW:1000.000kHz VBW:0.010kHz Mode : 28 Setting : MCS0 power setting 9.5 Plane : Z with Accessories : #12 2Q37B1WF3J00BF Freq Level Limit Line Margin (dB) Read Level Ant Factor Cable Loss Preamp Factor APos TPos Remark MHz dBuV/m dBuV/m dBuV dB/m dB dB cm deg 1 2483.66 48.01 54.00 -5.99 44.24 32.46 4.92 33.61 390 174 AVERAGE	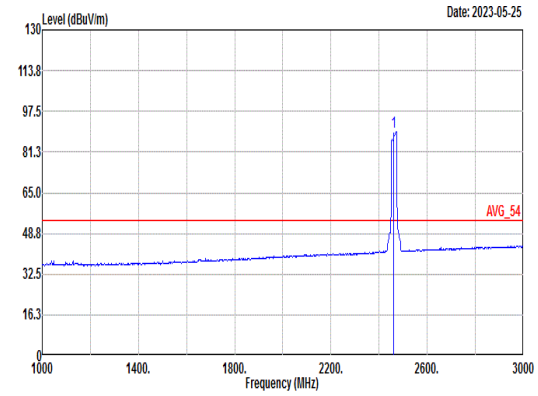 Site : 03CH03-SZ Condition: AVG_54 3m ANT3117_0057 VERTICAL : RBW:1000.000kHz VBW:0.010kHz Mode : 28 Setting : MCS0 power setting 9.5 Plane : Z with Accessories : #12 2Q37B1WF3J00BF Freq Level Limit Line Margin (dB) Read Level Ant Factor Cable Loss Preamp Factor APos TPos Remark MHz dBuV/m dBuV/m dBuV dB/m dB dB cm deg 1 2462.00 89.12 ------ ------ 85.45 32.40 4.89 33.62 390 174 AVERAGE

Mode	28	
	Harmonic	
	2400-2483.5_802.11 ax 20_CH11_Full_2462MHz	
ANT	1	
Pol.	Horizontal	Vertical
Peak Avg	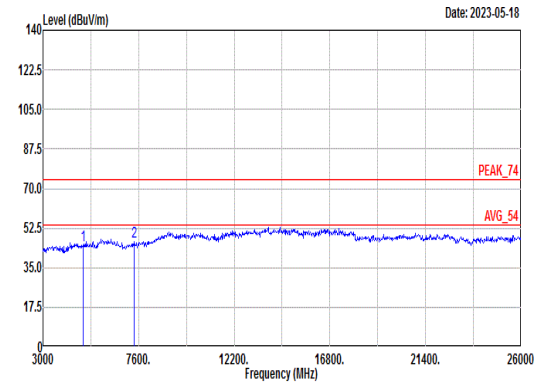 Site : 03CH03-SZ Condition: PEAK_74 3m ANT3117_0057 HORIZONTAL Project : 272102-02 Mode : 28 SN : #12 2Q37B1WF3J00BF Plane : Z with Accessories setting : MCS0 power setting 9.5 Freq Level Limit Line Over Limit Read Level Ant Factor Cable Loss Preamp Factor APos TPos Remark MHz dBuV/m dBuV/m dB dBuV dB/m dB dB cm deg 1 4924.00 44.80 74.00 -29.20 55.17 34.63 7.79 52.79 --- --- Peak 2 7386.00 46.70 74.00 -27.30 55.11 36.49 9.17 54.07 --- --- Peak	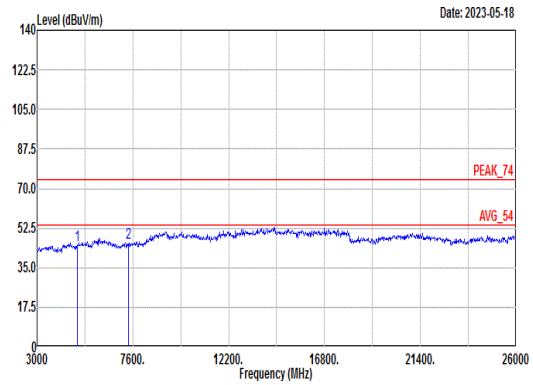 Site : 03CH03-SZ Condition: PEAK_74 3m ANT3117_0057 VERTICAL Project : 272102-02 Mode : 28 SN : #12 2Q37B1WF3J00BF Plane : Z with Accessories setting : MCS0 power setting 9.5 Freq Level Limit Line Over Limit Read Level Ant Factor Cable Loss Preamp Factor APos TPos Remark MHz dBuV/m dBuV/m dB dBuV dB/m dB dB cm deg 1 4924.00 45.10 74.00 -28.90 55.47 34.63 7.79 52.79 --- --- Peak 2 7386.00 46.18 74.00 -27.82 54.59 36.49 9.17 54.07 --- --- Peak

Mode	29	
	Band Edge	
	2400-2483.5_802.11 ax 20_CH11_RU26/8_2462MHz	
ANT	1	
Pol.	Horizontal	Fundamental
Peak	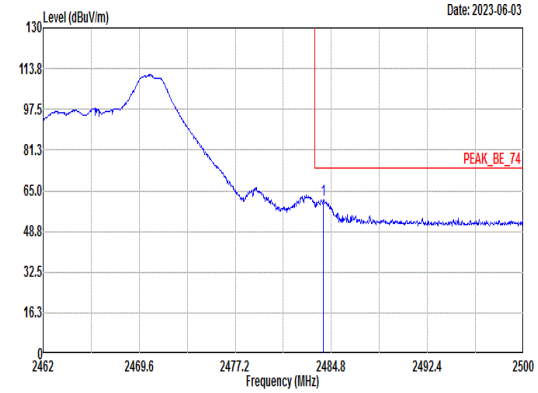 Site : 03CH03-SZ Condition: PEAK_BE_74 3m ANT3117_0057 HORIZONTAL : RBW:1000.000kHz VBW:3000.000kHz Mode : 29 Setting : MCS0 power setting 9 Plane : Z with Accessories 26/8 : #26 2Q37B2DF47004P Freq Level Limit Line Margin (dB) Read Level Ant Factor Cable Loss Preamp Factor APos TPos Remark MHz dBuV/m dBuV/m dBuV dB/m dB dB cm deg 1 2484.15 61.31 74.00 -12.69 57.54 32.46 4.92 33.61 400 50 PEAK	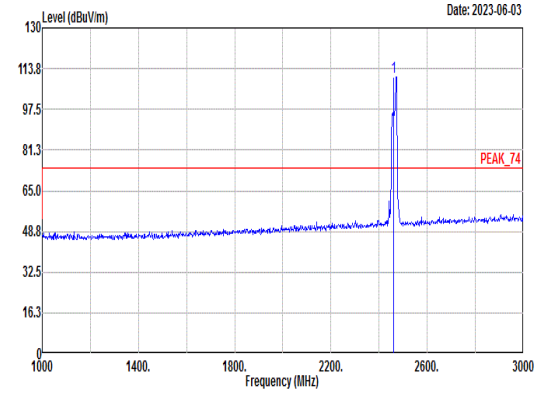 Site : Condition: PEAK_74 3m ANT3117_0057 HORIZONTAL : RBW:1000.000kHz VBW:3000.000kHz Mode : 29 Setting : MCS0 power setting 9 Plane : Z with Accessories 26/8 : #26 2Q37B2DF47004P Freq Level Limit Line Margin (dB) Read Level Ant Factor Cable Loss Preamp Factor APos TPos Remark MHz dBuV/m dBuV/m dBuV dB/m dB dB cm deg 1 2462.00 110.49 ------ ------ 106.79 32.42 4.90 33.62 400 50 PEAK
Avg	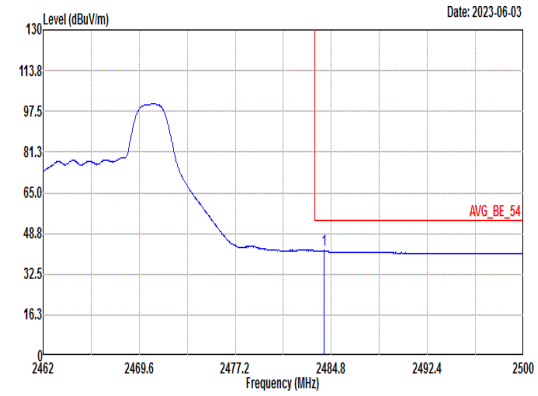 Site : 03CH03-SZ Condition: AVG_BE_54 3m ANT3117_0057 HORIZONTAL : RBW:1000.000kHz VBW:0.300kHz Mode : 29 Setting : MCS0 power setting 9 Plane : Z with Accessories 26/8 : #26 2Q37B2DF47004P Freq Level Limit Line Margin (dB) Read Level Ant Factor Cable Loss Preamp Factor APos TPos Remark MHz dBuV/m dBuV/m dBuV dB/m dB dB cm deg 1 2484.23 41.97 54.00 -12.03 38.20 32.46 4.92 33.61 400 50 AVERAGE	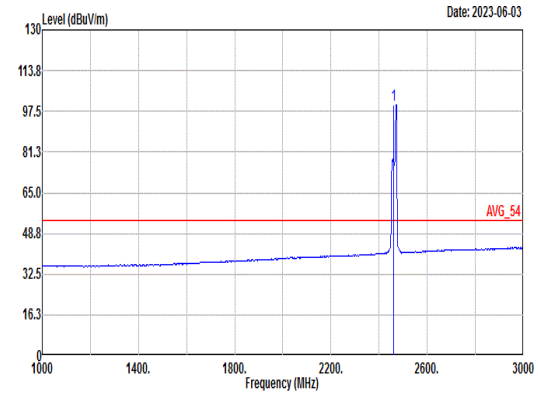 Site : Condition: AVG_54 3m ANT3117_0057 HORIZONTAL : RBW:1000.000kHz VBW:0.300kHz Mode : 29 Setting : MCS0 power setting 9 Plane : Z with Accessories 26/8 : #26 2Q37B2DF47004P Freq Level Limit Line Margin (dB) Read Level Ant Factor Cable Loss Preamp Factor APos TPos Remark MHz dBuV/m dBuV/m dBuV dB/m dB dB cm deg 1 2462.00 100.16 ------ ------ 96.46 32.42 4.90 33.62 400 50 AVERAGE

Mode	29	
	Band Edge	
	2400-2483.5_802.11 ax 20_CH11_RU26/8_2462MHz	
ANT	1	
Pol.	Vertical	Fundamental
Peak	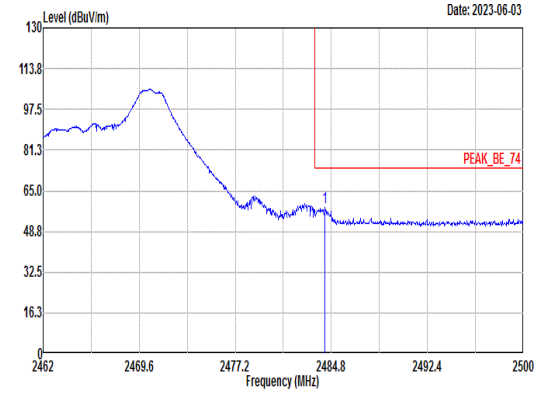 Site : 03CH03-SZ Condition: PEAK_BE_74 3m ANT3117_0057 VERTICAL : RBW:1000.000kHz VBW:3000.000kHz Mode : 29 Setting : MCS0 power setting 9 Plane : Z with Accessories 26/8 : #26 2Q37B2DF47004P Freq Level Limit Line Margin (dB) Read Level Ant Factor Cable Loss Preamp Factor APos TPos Remark MHz dBuV/m dBuV/m dBuV dB/m dB dB cm deg 1 2484.31 58.36 74.00 -15.64 54.59 32.46 4.92 33.61 305 309 PEAK	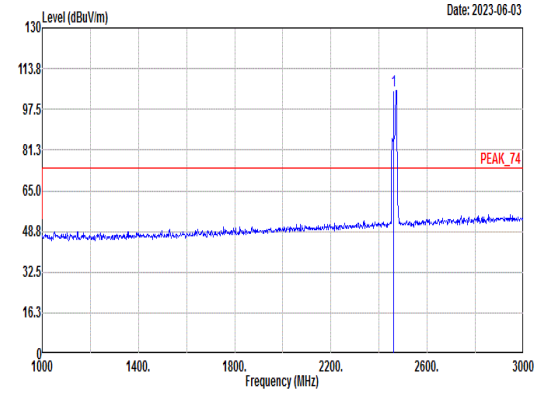 Site : 03CH03-SZ Condition: PEAK_74 3m ANT3117_0057 VERTICAL : RBW:1000.000kHz VBW:3000.000kHz Mode : 29 Setting : MCS0 power setting 9 Plane : Z with Accessories 26/8 : #26 2Q37B2DF47004P Freq Level Limit Line Margin (dB) Read Level Ant Factor Cable Loss Preamp Factor APos TPos Remark MHz dBuV/m dBuV/m dBuV dB/m dB dB cm deg 1 2462.00 104.94 ------ ------ 101.24 32.42 4.90 33.62 305 309 PEAK
Avg	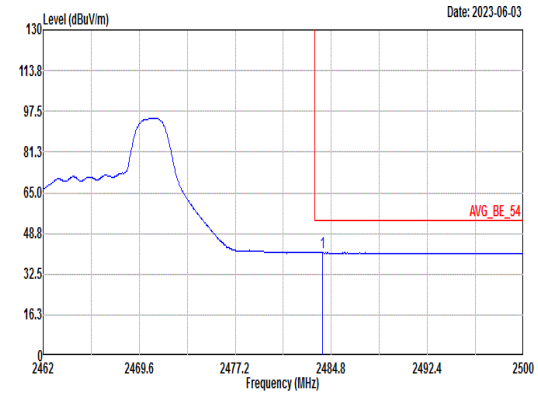 Site : 03CH03-SZ Condition: AVG_BE_54 3m ANT3117_0057 VERTICAL : RBW:1000.000kHz VBW:0.300kHz Mode : 29 Setting : MCS0 power setting 9 Plane : Z with Accessories 26/8 : #26 2Q37B2DF47004P Freq Level Limit Line Margin (dB) Read Level Ant Factor Cable Loss Preamp Factor APos TPos Remark MHz dBuV/m dBuV/m dBuV dB/m dB dB cm deg 1 2484.08 41.18 54.00 -12.82 37.41 32.46 4.92 33.61 305 309 AVERAGE	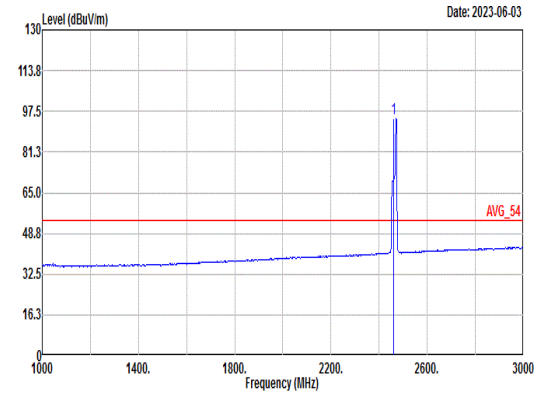 Site : 03CH03-SZ Condition: AVG_54 3m ANT3117_0057 VERTICAL : RBW:1000.000kHz VBW:0.300kHz Mode : 29 Setting : MCS0 power setting 9 Plane : Z with Accessories 26/8 : #26 2Q37B2DF47004P Freq Level Limit Line Margin (dB) Read Level Ant Factor Cable Loss Preamp Factor APos TPos Remark MHz dBuV/m dBuV/m dBuV dB/m dB dB cm deg 1 2462.00 94.53 ------ ------ 90.83 32.42 4.90 33.62 305 309 AVERAGE

Mode	30	
	Band Edge	
	2400-2483.5_802.11 ax 20_CH11_RU52/40_2462MHz	
ANT	1	
Pol.	Horizontal	Fundamental
Peak	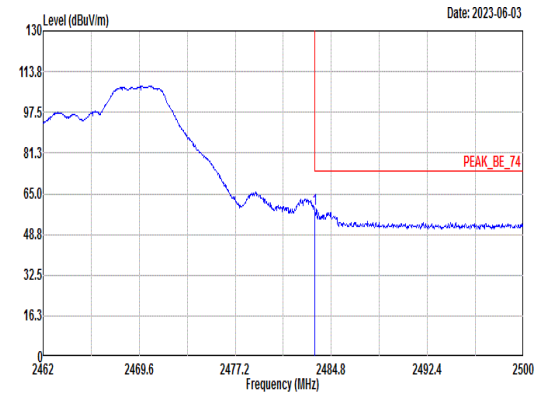 Site : 03CH03-SZ Condition: PEAK_BE_74 3m ANT3117_0057 HORIZONTAL : RBW:1000.000kHz VBW:3000.000kHz Mode : 30 Setting : MCS0 power setting 9 Plane : Z with Accessories 52/40 : #26 2Q37B2DF47004P Freq Level Limit Line Margin (dB) Read Level Ant Factor Cable Loss Preamp Factor APos TPos Remark MHz dBuV/m dBuV/m dBuV dB/m dB dB cm deg 1 2483.51 59.00 74.00 -15.00 55.23 32.46 4.92 33.61 194 57 PEAK	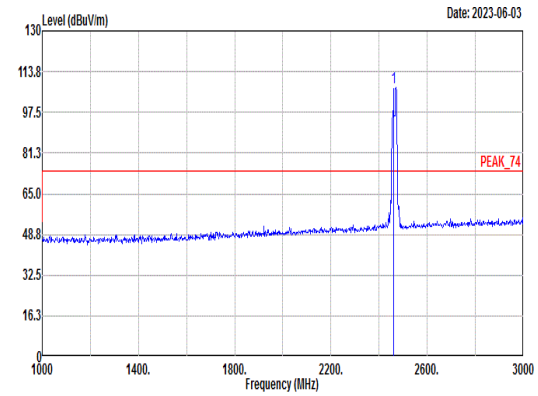 Site : Condition: PEAK_74 3m ANT3117_0057 HORIZONTAL : RBW:1000.000kHz VBW:3000.000kHz Mode : 30 Setting : MCS0 power setting 9 Plane : Z with Accessories 52/40 : #26 2Q37B2DF47004P Freq Level Limit Line Margin (dB) Read Level Ant Factor Cable Loss Preamp Factor APos TPos Remark MHz dBuV/m dBuV/m dBuV dB/m dB dB cm deg 1 2462.00 107.32 ------ ------ 103.62 32.42 4.90 33.62 194 57 PEAK
Avg	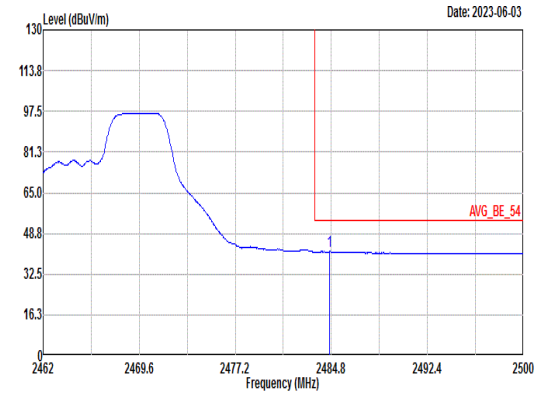 Site : 03CH03-SZ Condition: AVG_BE_54 3m ANT3117_0057 HORIZONTAL : RBW:1000.000kHz VBW:0.300kHz Mode : 30 Setting : MCS0 power setting 9 Plane : Z with Accessories 52/40 : #26 2Q37B2DF47004P Freq Level Limit Line Margin (dB) Read Level Ant Factor Cable Loss Preamp Factor APos TPos Remark MHz dBuV/m dBuV/m dBuV dB/m dB dB cm deg 1 2484.65 41.77 54.00 -12.23 38.00 32.46 4.92 33.61 194 57 AVERAGE	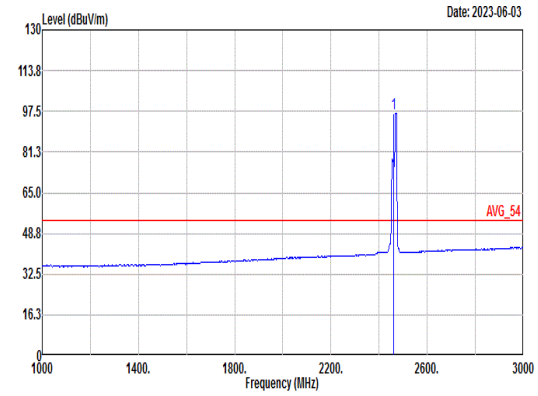 Site : Condition: AVG_54 3m ANT3117_0057 HORIZONTAL : RBW:1000.000kHz VBW:0.300kHz Mode : 30 Setting : MCS0 power setting 9 Plane : Z with Accessories 52/40 : #26 2Q37B2DF47004P Freq Level Limit Line Margin (dB) Read Level Ant Factor Cable Loss Preamp Factor APos TPos Remark MHz dBuV/m dBuV/m dBuV dB/m dB dB cm deg 1 2462.00 96.60 ------ ------ 92.90 32.42 4.90 33.62 194 57 AVERAGE

Mode	30	
	Band Edge	
	2400-2483.5_802.11 ax 20_CH11_RU52/40_2462MHz	
ANT	1	
Pol.	Vertical	Fundamental
Peak	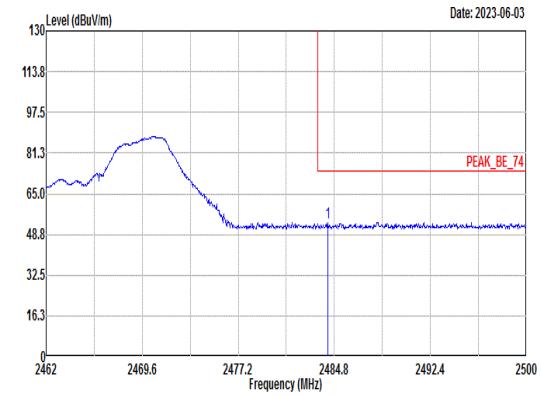 Site : 03CH03-SZ Condition: PEAK_BE_74 3m ANT3117_0057 VERTICAL : RBW:1000.000kHz VBW:3000.000kHz Mode : 30 Setting : MCS0 power setting 9 Plane : Z with Accessories 52/40 : #26 2Q37B2DF47004P Freq Level Limit Line Margin (dB) Read Level Ant Factor Cable Loss Preamp Factor APos TPos Remark MHz dBuV/m dBuV/m dBuV dB/m dB dB cm deg 1 2484.31 53.52 74.00 -20.48 49.75 32.46 4.92 33.61 211 0 PEAK	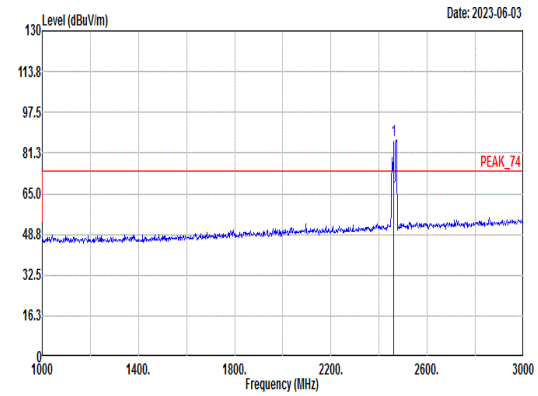 Site : 03CH03-SZ Condition: PEAK_74 3m ANT3117_0057 VERTICAL : RBW:1000.000kHz VBW:3000.000kHz Mode : 30 Setting : MCS0 power setting 9 Plane : Z with Accessories 52/40 : #26 2Q37B2DF47004P Freq Level Limit Line Margin (dB) Read Level Ant Factor Cable Loss Preamp Factor APos TPos Remark MHz dBuV/m dBuV/m dBuV dB/m dB dB cm deg 1 2462.00 86.21 ------ ------ 82.50 32.43 4.90 33.62 211 0 PEAK
Avg	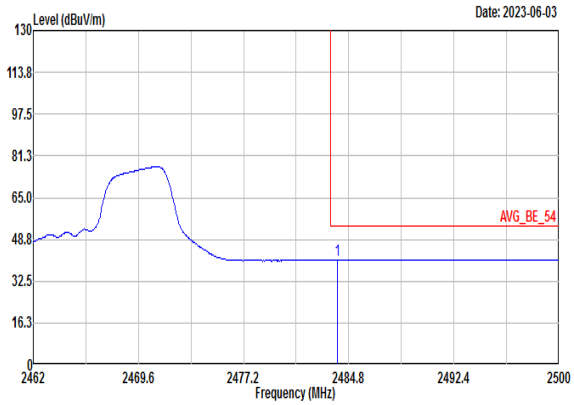 Site : 03CH03-SZ Condition: AVG_BE_54 3m ANT3117_0057 VERTICAL : RBW:1000.000kHz VBW:0.300kHz Mode : 30 Setting : MCS0 power setting 9 Plane : Z with Accessories 52/40 : #26 2Q37B2DF47004P Freq Level Limit Line Margin (dB) Read Level Ant Factor Cable Loss Preamp Factor APos TPos Remark MHz dBuV/m dBuV/m dBuV dB/m dB dB cm deg 1 2483.96 40.80 54.00 -13.20 37.03 32.46 4.92 33.61 211 0 AVERAGE	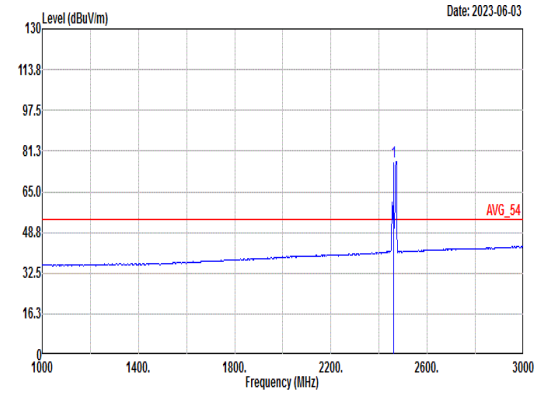 Site : 03CH03-SZ Condition: AVG_54 3m ANT3117_0057 VERTICAL : RBW:1000.000kHz VBW:0.300kHz Mode : 30 Setting : MCS0 power setting 9 Plane : Z with Accessories 52/40 : #26 2Q37B2DF47004P Freq Level Limit Line Margin (dB) Read Level Ant Factor Cable Loss Preamp Factor APos TPos Remark MHz dBuV/m dBuV/m dBuV dB/m dB dB cm deg 1 2462.00 76.82 54.00 22.82 73.12 32.42 4.90 33.62 211 0 AVERAGE

Mode	31	
	Band Edge	
	2400-2483.5_802.11 ax 20_CH11_RU106/54_2462MHz	
ANT	1	
Pol.	Horizontal	Fundamental
Peak	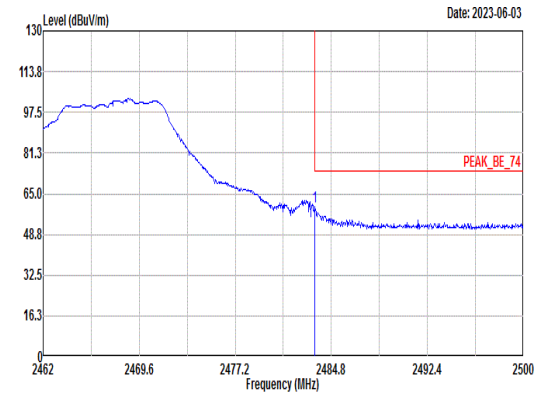 Site : 03CH03-SZ Condition: PEAK_BE_74 3m ANT3117_0057 HORIZONTAL : RBW:1000.000kHz VBW:3000.000kHz Mode : 31 Setting : MCS0 power setting 9 Plane : Z with Accessories 106/54 : #26 2Q37B2DF47004P Freq Level Limit Line Margin (dB) Read Level Ant Factor Cable Loss Preamp Factor APos TPos Remark MHz dBuV/m dBuV/m dBuV dB/m dB dB cm deg 1 2483.51 59.63 74.00 -14.37 55.86 32.46 4.92 33.61 100 118 PEAK	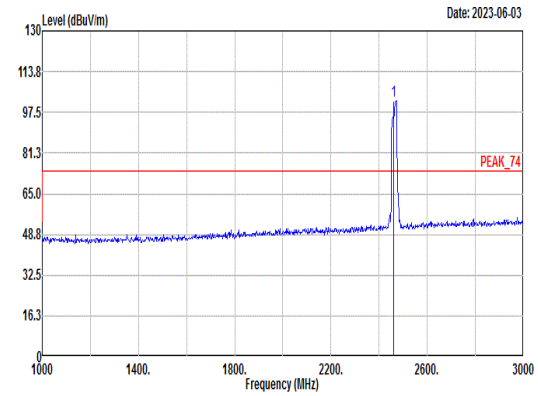 Site : Condition: PEAK_74 3m ANT3117_0057 HORIZONTAL : RBW:1000.000kHz VBW:3000.000kHz Mode : 31 Setting : MCS0 power setting 9 Plane : Z with Accessories 106/54 : #26 2Q37B2DF47004P Freq Level Limit Line Margin (dB) Read Level Ant Factor Cable Loss Preamp Factor APos TPos Remark MHz dBuV/m dBuV/m dBuV dB/m dB dB cm deg 1 2462.00 102.25 ------ ------ 98.54 32.43 4.90 33.62 100 118 PEAK
Avg	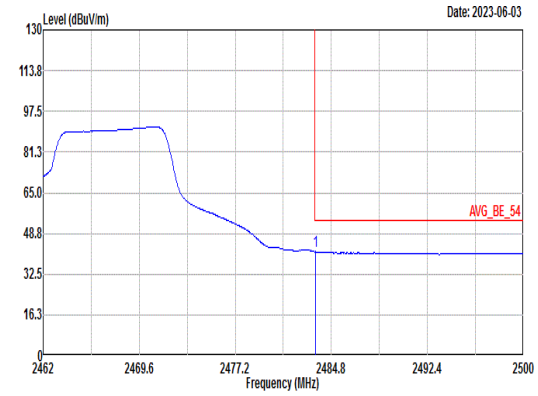 Site : 03CH03-SZ Condition: AVG_BE_54 3m ANT3117_0057 HORIZONTAL : RBW:1000.000kHz VBW:0.300kHz Mode : 31 Setting : MCS0 power setting 9 Plane : Z with Accessories 106/54 : #26 2Q37B2DF47004P Freq Level Limit Line Margin (dB) Read Level Ant Factor Cable Loss Preamp Factor APos TPos Remark MHz dBuV/m dBuV/m dBuV dB/m dB dB cm deg 1 2483.55 41.46 54.00 -12.54 37.69 32.46 4.92 33.61 100 118 AVERAGE	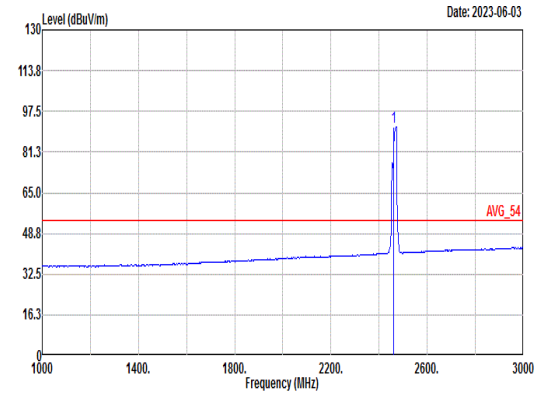 Site : Condition: AVG_54 3m ANT3117_0057 HORIZONTAL : RBW:1000.000kHz VBW:0.300kHz Mode : 31 Setting : MCS0 power setting 9 Plane : Z with Accessories 106/54 : #26 2Q37B2DF47004P Freq Level Limit Line Margin (dB) Read Level Ant Factor Cable Loss Preamp Factor APos TPos Remark MHz dBuV/m dBuV/m dBuV dB/m dB dB cm deg 1 2462.00 91.14 ------ ------ 87.44 32.42 4.90 33.62 100 118 AVERAGE

Mode	31	
	Band Edge	
	2400-2483.5_802.11 ax 20_CH11_RU106/54_2462MHz	
ANT	1	
Pol.	Vertical	Fundamental
Peak	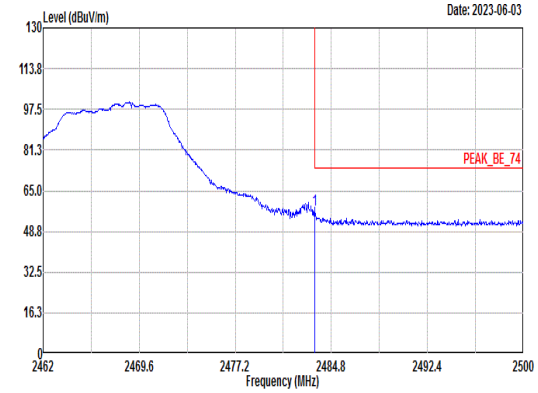 Site : 03CH03-SZ Condition: PEAK_BE_74 3m ANT3117_0057 VERTICAL : RBW:1000.000kHz VBW:3000.000kHz Mode : 31 Setting : MCS0 power setting 9 Plane : Z with Accessories 106/54 : #26 2Q37B2DF47004P Freq Level Limit Line Margin (dB) Read Level Ant Factor Cable Loss Preamp Factor APos TPos Remark MHz dBuV/m dBuV/m dBuV dB/m dB dB cm deg 1 2483.51 57.54 74.00 -16.46 53.77 32.46 4.92 33.61 304 295 PEAK	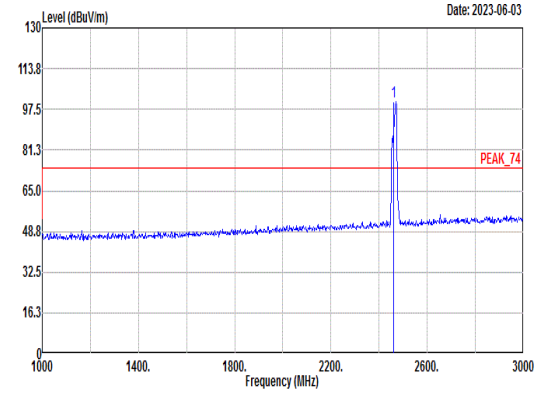 Site : 03CH03-SZ Condition: PEAK_74 3m ANT3117_0057 VERTICAL : RBW:1000.000kHz VBW:3000.000kHz Mode : 31 Setting : MCS0 power setting 9 Plane : Z with Accessories 106/54 : #26 2Q37B2DF47004P Freq Level Limit Line Margin (dB) Read Level Ant Factor Cable Loss Preamp Factor APos TPos Remark MHz dBuV/m dBuV/m dBuV dB/m dB dB cm deg 1 2462.00 100.50 ------ ------ 96.80 32.42 4.90 33.62 304 295 PEAK
Avg	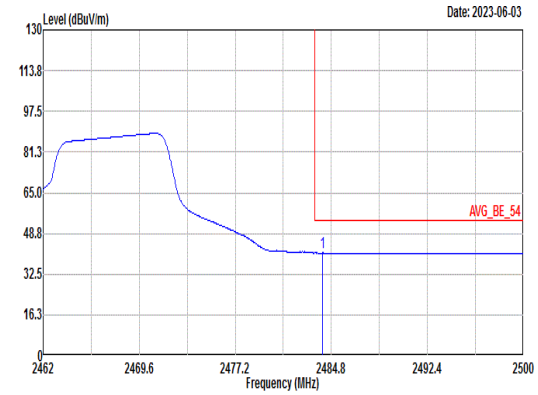 Site : 03CH03-SZ Condition: AVG_BE_54 3m ANT3117_0057 VERTICAL : RBW:1000.000kHz VBW:0.300kHz Mode : 31 Setting : MCS0 power setting 9 Plane : Z with Accessories 106/54 : #26 2Q37B2DF47004P Freq Level Limit Line Margin (dB) Read Level Ant Factor Cable Loss Preamp Factor APos TPos Remark MHz dBuV/m dBuV/m dBuV dB/m dB dB cm deg 1 2484.12 41.09 54.00 -12.91 37.32 32.46 4.92 33.61 304 295 AVERAGE	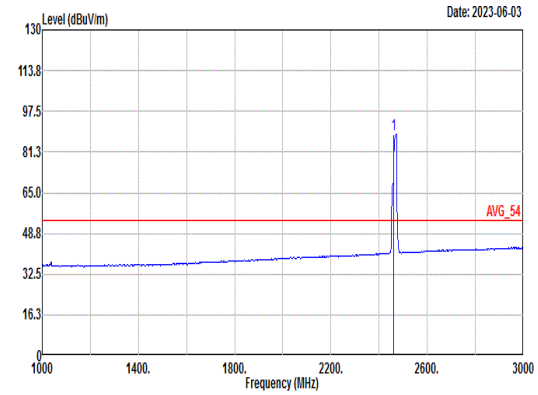 Site : 03CH03-SZ Condition: AVG_54 3m ANT3117_0057 VERTICAL : RBW:1000.000kHz VBW:0.300kHz Mode : 31 Setting : MCS0 power setting 9 Plane : Z with Accessories 106/54 : #26 2Q37B2DF47004P Freq Level Limit Line Margin (dB) Read Level Ant Factor Cable Loss Preamp Factor APos TPos Remark MHz dBuV/m dBuV/m dBuV dB/m dB dB cm deg 1 2462.00 88.48 ------ ------ 84.78 32.42 4.90 33.62 304 295 AVERAGE

Mode	32	
	Band Edge	
	2400-2483.5_802.11 ax 20_CH12_Full_2467MHz	
ANT	1	
Pol.	Horizontal	Fundamental
Peak	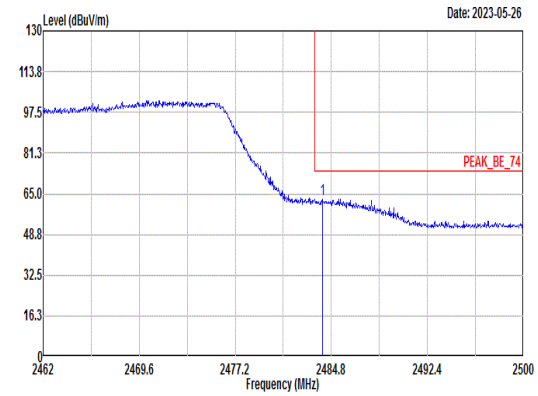 Site : 03CH03-SZ Condition: PEAK_BE_74 3m ANT3117_0057 HORIZONTAL : RBW:1000.000kHz VBW:3000.000kHz Mode : 32 Setting : MCS0 power setting 7.5 Plane : Z with Accessories : #12 2Q37B1WF3J00BF Freq Level Limit Line Margin (dB) Read Level Ant Factor Cable Loss Preamp Factor APos TPos Remark MHz dBuV/m dBuV/m dBuV dB/m dB dB cm deg 1 2484.12 62.95 74.00 -11.05 59.18 32.46 4.92 33.61 197 119 PEAK	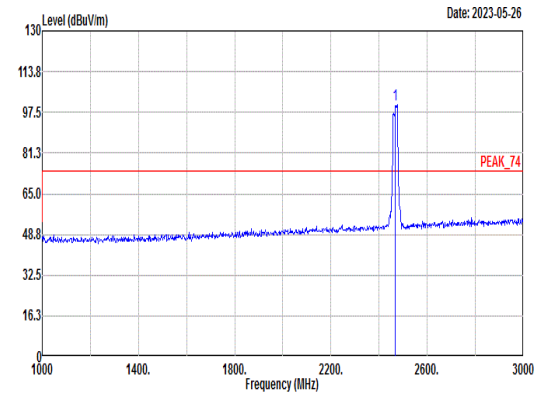 Site : 03CH03-SZ Condition: PEAK_74 3m ANT3117_0057 HORIZONTAL : RBW:1000.000kHz VBW:3000.000kHz Mode : 32 Setting : MCS0 power setting 7.5 Plane : Z with Accessories : #12 2Q37B1WF3J00BF Freq Level Limit Line Margin (dB) Read Level Ant Factor Cable Loss Preamp Factor APos TPos Remark MHz dBuV/m dBuV/m dBuV dB/m dB dB cm deg 1 2467.00 100.48 ------ ------ 96.75 32.44 4.91 33.62 197 119 PEAK
Avg	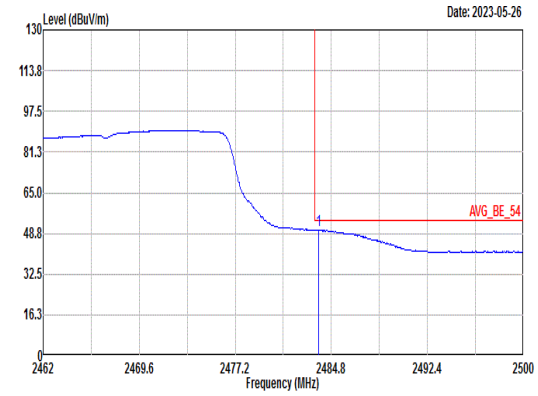 Site : 03CH03-SZ Condition: AVG_BE_54 3m ANT3117_0057 HORIZONTAL : RBW:1000.000kHz VBW:0.010kHz Mode : 32 Setting : MCS0 power setting 7.5 Plane : Z with Accessories : #12 2Q37B1WF3J00BF Freq Level Limit Line Margin (dB) Read Level Ant Factor Cable Loss Preamp Factor APos TPos Remark MHz dBuV/m dBuV/m dBuV dB/m dB dB cm deg 1 2483.81 50.14 54.00 -3.86 46.37 32.46 4.92 33.61 197 119 AVERAGE	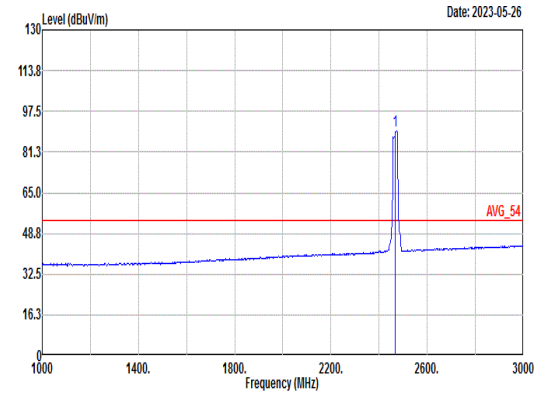 Site : 03CH03-SZ Condition: AVG_54 3m ANT3117_0057 HORIZONTAL : RBW:1000.000kHz VBW:0.010kHz Mode : 32 Setting : MCS0 power setting 7.5 Plane : Z with Accessories : #12 2Q37B1WF3J00BF Freq Level Limit Line Margin (dB) Read Level Ant Factor Cable Loss Preamp Factor APos TPos Remark MHz dBuV/m dBuV/m dBuV dB/m dB dB cm deg 1 2467.00 89.77 ------ ------ 86.05 32.43 4.91 33.62 197 119 AVERAGE

Mode	32	
	Band Edge	
	2400-2483.5_802.11 ax 20_CH12_Full_2467MHz	
ANT	1	
Pol.	Vertical	Fundamental
Peak	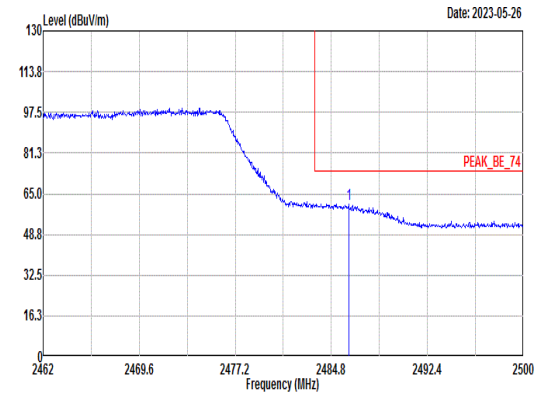 Site : 03CH03-SZ Condition: PEAK_BE_74 3m ANT3117_0057 VERTICAL : RBW:1000.000kHz VBW:3000.000kHz Mode : 32 Setting : MCS0 power setting 7.5 Plane : Z with Accessories : #12 2Q37B1WF3J00BF Freq Level Limit Line Margin (dB) Read Level Ant Factor Cable Loss Preamp Factor APos TPos Remark MHz dBuV/m dBuV/m dBuV dB/m dB dB cm deg 1 2486.17 60.97 74.00 -13.03 57.20 32.46 4.92 33.61 394 185 PEAK	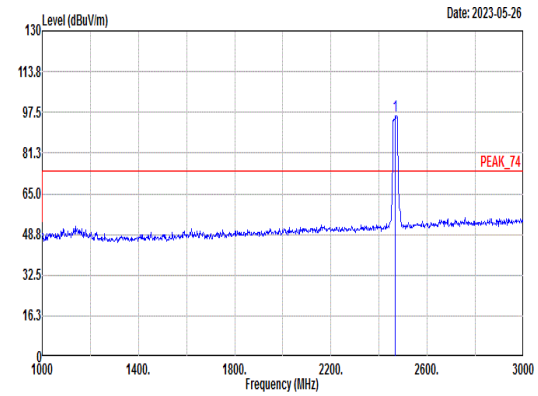 Site : 03CH03-SZ Condition: PEAK_74 3m ANT3117_0057 VERTICAL : RBW:1000.000kHz VBW:3000.000kHz Mode : 32 Setting : MCS0 power setting 7.5 Plane : Z with Accessories : #12 2Q37B1WF3J00BF Freq Level Limit Line Margin (dB) Read Level Ant Factor Cable Loss Preamp Factor APos TPos Remark MHz dBuV/m dBuV/m dBuV dB/m dB dB cm deg 1 2467.00 96.18 ------ ------ 92.48 32.42 4.90 33.62 394 185 PEAK
Avg	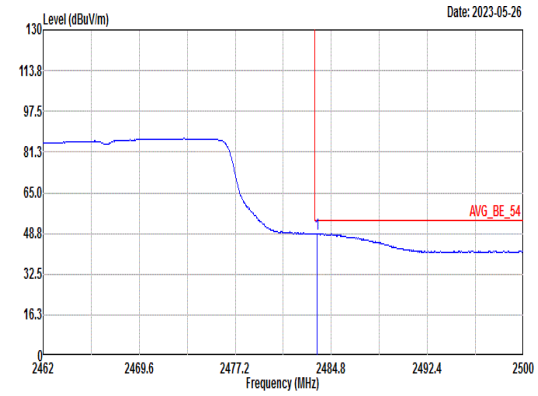 Site : 03CH03-SZ Condition: AVG_BE_54 3m ANT3117_0057 VERTICAL : RBW:1000.000kHz VBW:0.010kHz Mode : 32 Setting : MCS0 power setting 7.5 Plane : Z with Accessories : #12 2Q37B1WF3J00BF Freq Level Limit Line Margin (dB) Read Level Ant Factor Cable Loss Preamp Factor APos TPos Remark MHz dBuV/m dBuV/m dBuV dB/m dB dB cm deg 1 2483.66 48.62 54.00 -5.38 44.85 32.46 4.92 33.61 394 185 AVERAGE	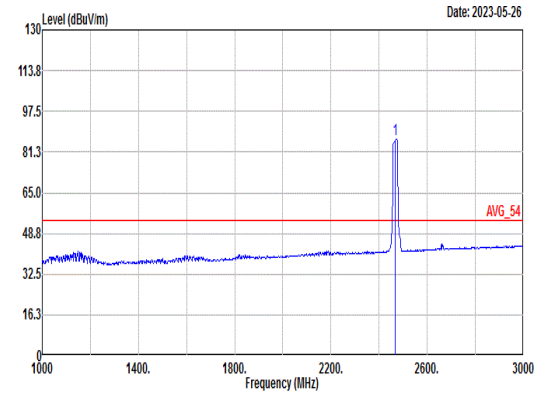 Site : 03CH03-SZ Condition: AVG_54 3m ANT3117_0057 VERTICAL : RBW:1000.000kHz VBW:0.010kHz Mode : 32 Setting : MCS0 power setting 7.5 Plane : Z with Accessories : #12 2Q37B1WF3J00BF Freq Level Limit Line Margin (dB) Read Level Ant Factor Cable Loss Preamp Factor APos TPos Remark MHz dBuV/m dBuV/m dBuV dB/m dB dB cm deg 1 2467.00 86.27 ------ ------ 82.56 32.43 4.90 33.62 394 185 AVERAGE

Mode	32	
	Harmonic	
	2400-2483.5_802.11 ax 20_CH12_Full_2467MHz	
ANT	1	
Pol.	Horizontal	Vertical
Peak Avg	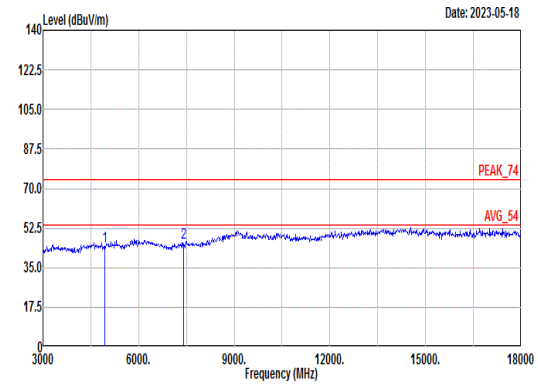 Site : 03CH03-SZ Condition: PEAK_74 3m ANT3117_0057 HORIZONTAL Project : 272102-02 Mode : 32 SN : #9 2q37b1wf3j002z Plane : Z with Accessories setting : MCS0 power setting 7.5 Freq Level Limit Line Over Limit Read Level Ant Factor Cable Loss Preamp Factor # # APos TPos Remark MHz dBuV/m dBuV/m dB dBuV dB/m dB dB cm deg 1 4934.00 44.39 74.00 -29.61 54.74 34.63 7.79 52.77 0.00 --- --- Peak 2 7401.00 46.20 74.00 -27.80 54.56 36.50 9.20 54.06 0.00 --- --- Peak	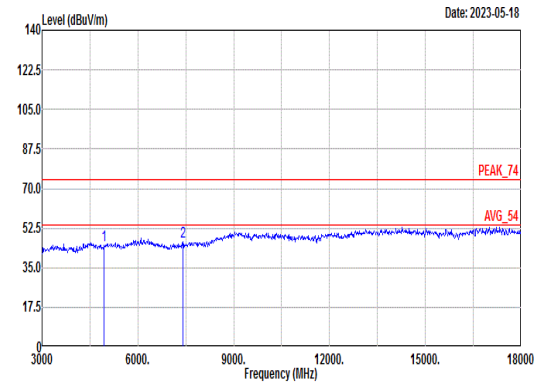 Site : 03CH03-SZ Condition: PEAK_74 3m ANT3117_0057 VERTICAL Project : 272102-02 Mode : 32 SN : #9 2q37b1wf3j002z Plane : Z with Accessories setting : MCS0 power setting 7.5 Freq Level Limit Line Over Limit Read Level Ant Factor Cable Loss Preamp Factor # # APos TPos Remark MHz dBuV/m dBuV/m dB dBuV dB/m dB dB cm deg 1 4934.00 44.73 74.00 -29.27 55.08 34.63 7.79 52.77 0.00 --- --- Peak 2 7401.00 46.42 74.00 -27.58 54.78 36.50 9.20 54.06 0.00 --- --- Peak

Mode	33	
	Band Edge	
	2400-2483.5_802.11 ax 20_CH12_RU26/8_2467MHz	
ANT	1	
Pol.	Horizontal	Fundamental
Peak	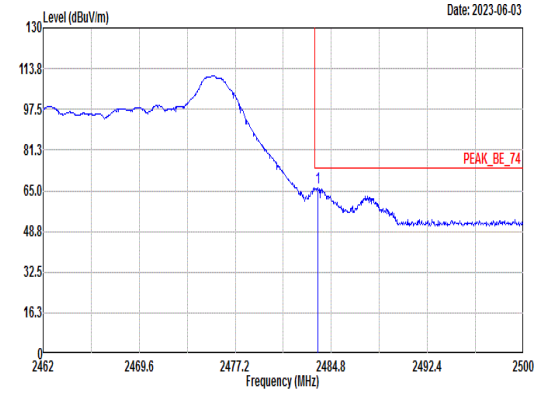 Site : 03CH03-SZ Condition: PEAK_BE_74 3m ANT3117_0057 HORIZONTAL : RBW:1000.000kHz VBW:3000.000kHz Mode : 33 Setting : MCS0 power setting 7 Plane : Z with Accessories 26/8 : #26 2Q37B2DF47004P Freq Level Limit Line Margin (dB) Read Level Ant Factor Cable Loss Preamp Factor APos TPos Remark MHz dBuV/m dBuV/m dBuV dB/m dB dB cm deg 1 2483.74 66.15 74.00 -7.85 62.38 32.46 4.92 33.61 228 65 PEAK	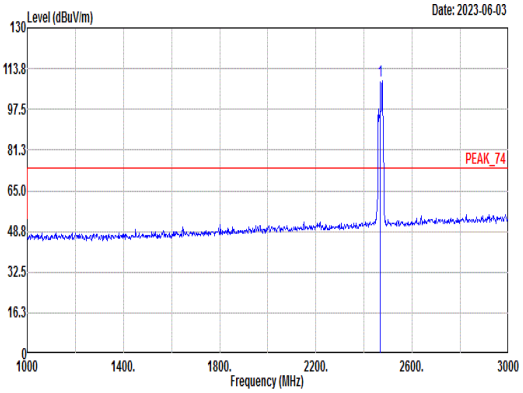 Site : Condition: PEAK_74 3m ANT3117_0057 HORIZONTAL : RBW:1000.000kHz VBW:3000.000kHz Mode : 33 Setting : MCS0 power setting 7 Plane : Z with Accessories 26/8 : #26 2Q37B2DF47004P Freq Level Limit Line Margin (dB) Read Level Ant Factor Cable Loss Preamp Factor APos TPos Remark MHz dBuV/m dBuV/m dBuV dB/m dB dB cm deg 1 2467.00 108.76 ------ ------ 105.03 32.44 4.91 33.62 228 65 PEAK
Avg	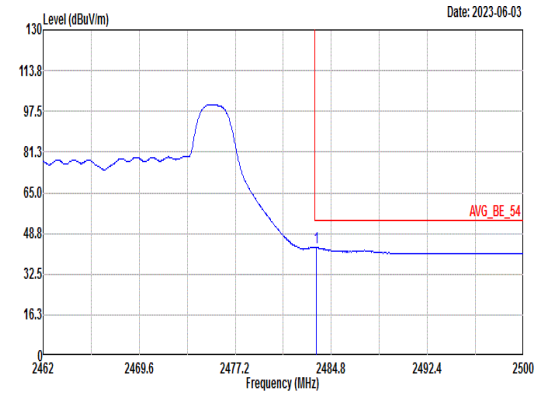 Site : 03CH03-SZ Condition: AVG_BE_54 3m ANT3117_0057 HORIZONTAL : RBW:1000.000kHz VBW:0.300kHz Mode : 33 Setting : MCS0 power setting 7 Plane : Z with Accessories 26/8 : #26 2Q37B2DF47004P Freq Level Limit Line Margin (dB) Read Level Ant Factor Cable Loss Preamp Factor APos TPos Remark MHz dBuV/m dBuV/m dBuV dB/m dB dB cm deg 1 2483.58 43.26 54.00 -10.74 39.49 32.46 4.92 33.61 228 65 AVERAGE	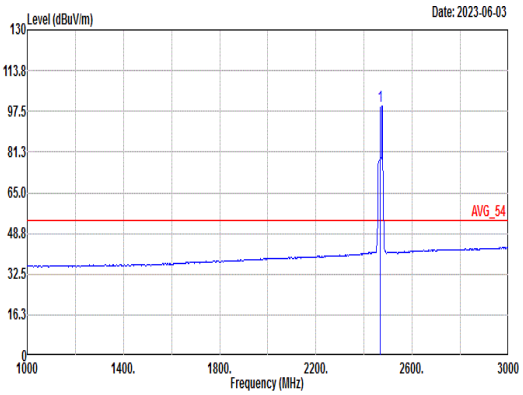 Site : Condition: AVG_54 3m ANT3117_0057 HORIZONTAL : RBW:1000.000kHz VBW:0.300kHz Mode : 33 Setting : MCS0 power setting 7 Plane : Z with Accessories 26/8 : #26 2Q37B2DF47004P Freq Level Limit Line Margin (dB) Read Level Ant Factor Cable Loss Preamp Factor APos TPos Remark MHz dBuV/m dBuV/m dBuV dB/m dB dB cm deg 1 2467.00 99.73 ------ ------ 96.00 32.44 4.91 33.62 228 65 AVERAGE

Mode	33	
	Band Edge	
	2400-2483.5_802.11 ax 20_CH12_RU26/8_2467MHz	
ANT	1	
Pol.	Vertical	Fundamental
Peak	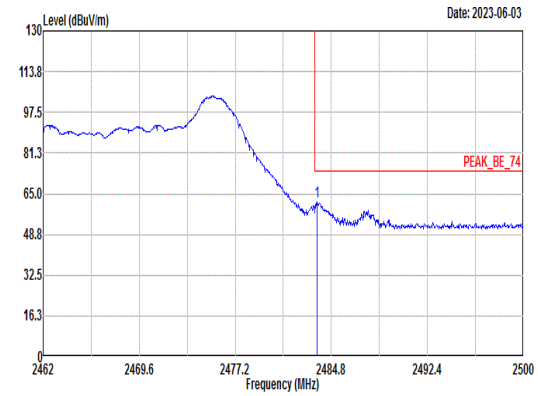 Site : 03CH03-SZ Condition: PEAK_BE_74 3m ANT3117_0057 VERTICAL : RBW:1000.000kHz VBW:3000.000kHz Mode : 33 Setting : MCS0 power setting 7 Plane : Z with Accessories 26/8 : #26 2Q37B2DF47004P Freq Level Limit Line Margin (dB) Read Level Ant Factor Cable Loss Preamp Factor APos TPos Remark MHz dBuV/m dBuV/m dBuV dB/m dB dB cm deg 1 2483.66 61.66 74.00 -12.34 57.89 32.46 4.92 33.61 396 310 PEAK	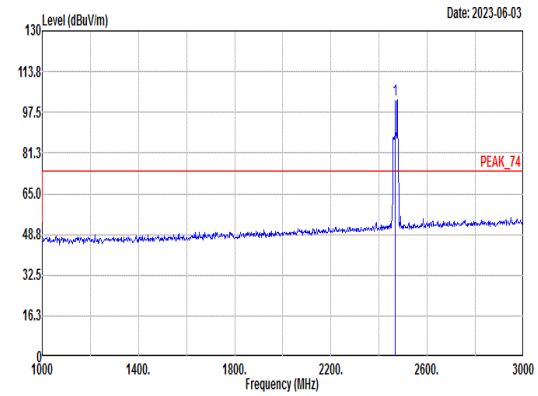 Site : 03CH03-SZ Condition: PEAK_74 3m ANT3117_0057 VERTICAL : RBW:1000.000kHz VBW:3000.000kHz Mode : 33 Setting : MCS0 power setting 7 Plane : Z with Accessories 26/8 : #26 2Q37B2DF47004P Freq Level Limit Line Margin (dB) Read Level Ant Factor Cable Loss Preamp Factor APos TPos Remark MHz dBuV/m dBuV/m dBuV dB/m dB dB cm deg 1 2467.00 102.31 ------ ------ 98.58 32.44 4.91 33.62 396 310 PEAK
Avg	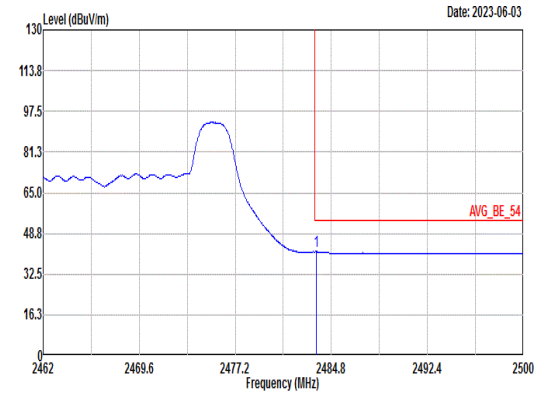 Site : 03CH03-SZ Condition: AVG_BE_54 3m ANT3117_0057 VERTICAL : RBW:1000.000kHz VBW:0.300kHz Mode : 33 Setting : MCS0 power setting 7 Plane : Z with Accessories 26/8 : #26 2Q37B2DF47004P Freq Level Limit Line Margin (dB) Read Level Ant Factor Cable Loss Preamp Factor APos TPos Remark MHz dBuV/m dBuV/m dBuV dB/m dB dB cm deg 1 2483.62 41.56 54.00 -12.44 37.79 32.46 4.92 33.61 396 310 AVERAGE	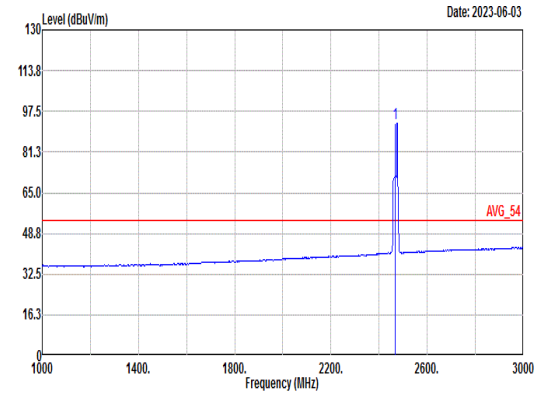 Site : 03CH03-SZ Condition: AVG_54 3m ANT3117_0057 VERTICAL : RBW:1000.000kHz VBW:0.300kHz Mode : 33 Setting : MCS0 power setting 7 Plane : Z with Accessories 26/8 : #26 2Q37B2DF47004P Freq Level Limit Line Margin (dB) Read Level Ant Factor Cable Loss Preamp Factor APos TPos Remark MHz dBuV/m dBuV/m dBuV dB/m dB dB cm deg 1 2467.00 92.88 ------ ------ 89.15 32.44 4.91 33.62 396 310 AVERAGE

Mode	34	
	Band Edge	
	2400-2483.5_802.11 ax 20_CH12_RU52/40_2467MHz	
ANT	1	
Pol.	Horizontal	Fundamental
Peak	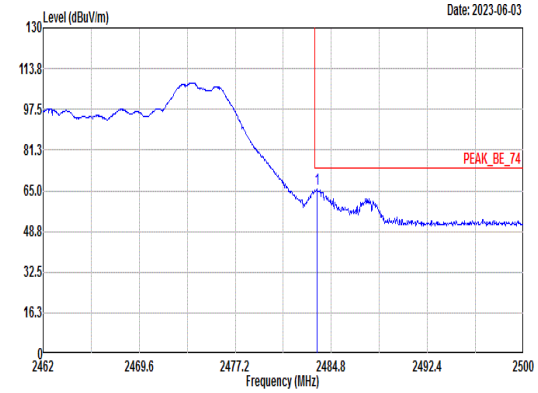 Site : 03CH03-SZ Condition: PEAK_BE_74 3m ANT3117_0057 HORIZONTAL : RBW:1000.000kHz VBW:3000.000kHz Mode : 34 Setting : MCS0 power setting 7 Plane : Z with Accessories 52/40 : #26 2Q37B2DF47004P Freq Level Limit Line Margin (dB) Read Level Ant Factor Cable Loss Preamp Factor APos TPos Remark MHz dBuV/m dBuV/m dBuV dB/m dB dB cm deg 1 2483.66 65.64 74.00 -8.36 61.87 32.46 4.92 33.61 319 53 PEAK	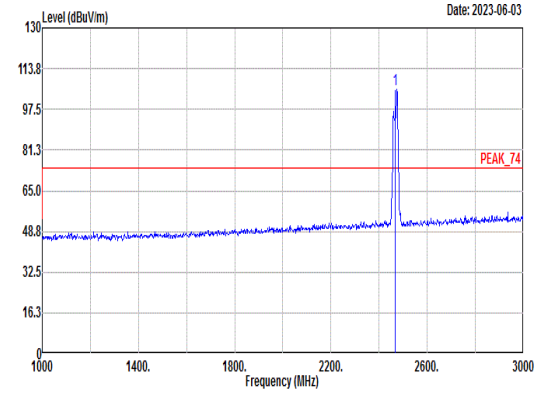 Site : Condition: PEAK_74 3m ANT3117_0057 HORIZONTAL : RBW:1000.000kHz VBW:3000.000kHz Mode : 34 Setting : MCS0 power setting 7 Plane : Z with Accessories 52/40 : #26 2Q37B2DF47004P Freq Level Limit Line Margin (dB) Read Level Ant Factor Cable Loss Preamp Factor APos TPos Remark MHz dBuV/m dBuV/m dBuV dB/m dB dB cm deg 1 2467.00 105.46 ------ ------ 101.74 32.43 4.91 33.62 319 53 PEAK
Avg	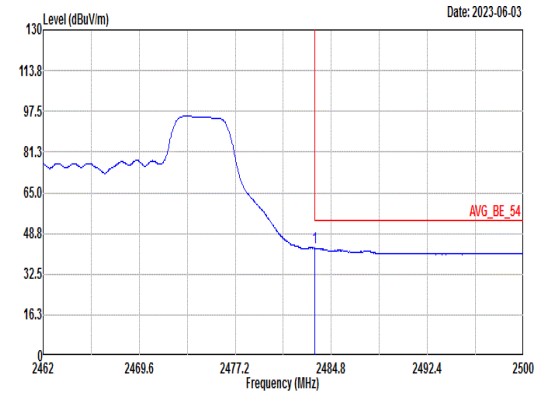 Site : 03CH03-SZ Condition: AVG_BE_54 3m ANT3117_0057 HORIZONTAL : RBW:1000.000kHz VBW:0.300kHz Mode : 34 Setting : MCS0 power setting 7 Plane : Z with Accessories 52/40 : #26 2Q37B2DF47004P Freq Level Limit Line Margin (dB) Read Level Ant Factor Cable Loss Preamp Factor APos TPos Remark MHz dBuV/m dBuV/m dBuV dB/m dB dB cm deg 1 2483.51 42.99 54.00 -11.01 39.22 32.46 4.92 33.61 319 53 AVERAGE	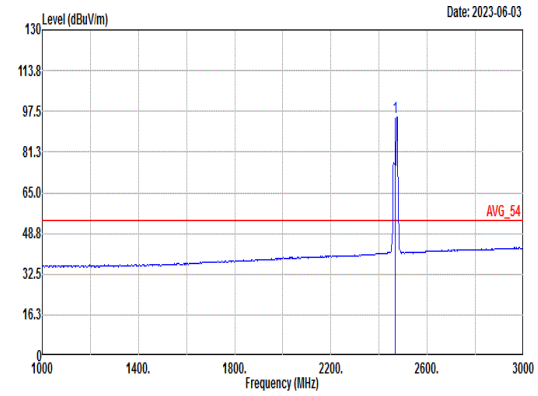 Site : Condition: AVG_54 3m ANT3117_0057 HORIZONTAL : RBW:1000.000kHz VBW:0.300kHz Mode : 34 Setting : MCS0 power setting 7 Plane : Z with Accessories 52/40 : #26 2Q37B2DF47004P Freq Level Limit Line Margin (dB) Read Level Ant Factor Cable Loss Preamp Factor APos TPos Remark MHz dBuV/m dBuV/m dBuV dB/m dB dB cm deg 1 2467.00 95.40 ------ ------ 91.68 32.43 4.91 33.62 319 53 AVERAGE

Mode	34	
	Band Edge	
	2400-2483.5_802.11 ax 20_CH12_RU52/40_2467MHz	
ANT	1	
Pol.	Vertical	Fundamental
Peak	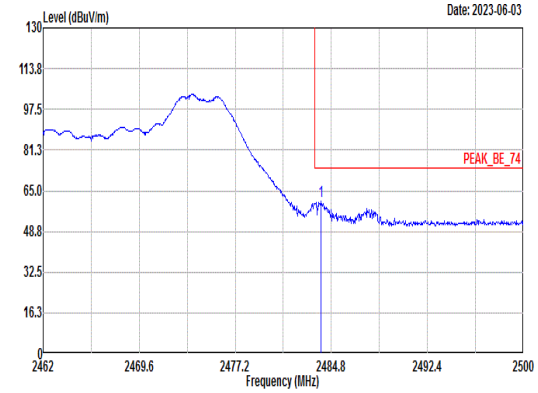 Site : 03CH03-SZ Condition: PEAK_BE_74 3m ANT3117_0057 VERTICAL : RBW:1000.000kHz VBW:3000.000kHz Mode : 34 Setting : MCS0 power setting 7 Plane : Z with Accessories 52/40 : #26 2Q37B2DF47004P Freq Level Limit Line Margin (dB) Read Level Ant Factor Cable Loss Preamp Factor APos TPos Remark MHz dBuV/m dBuV/m dBuV dB/m dB dB cm deg 1 2484.00 61.02 74.00 -12.98 57.25 32.46 4.92 33.61 385 141 PEAK	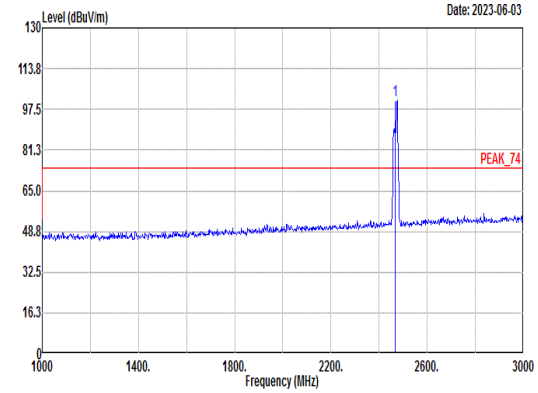 Site : 03CH03-SZ Condition: PEAK_74 3m ANT3117_0057 VERTICAL : RBW:1000.000kHz VBW:3000.000kHz Mode : 34 Setting : MCS0 power setting 7 Plane : Z with Accessories 52/40 : #26 2Q37B2DF47004P Freq Level Limit Line Margin (dB) Read Level Ant Factor Cable Loss Preamp Factor APos TPos Remark MHz dBuV/m dBuV/m dBuV dB/m dB dB cm deg 1 2467.00 101.25 ------ ------ 97.52 32.44 4.91 33.62 385 141 PEAK
Avg	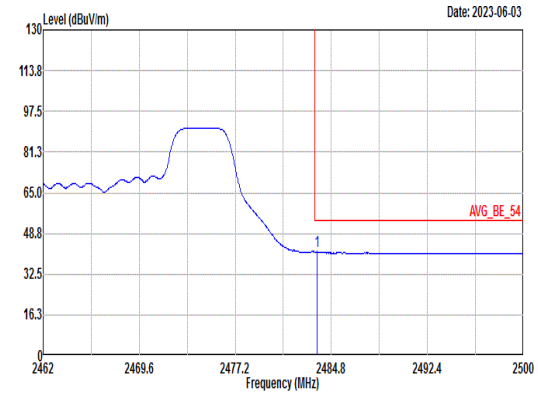 Site : 03CH03-SZ Condition: AVG_BE_54 3m ANT3117_0057 VERTICAL : RBW:1000.000kHz VBW:0.300kHz Mode : 34 Setting : MCS0 power setting 7 Plane : Z with Accessories 52/40 : #26 2Q37B2DF47004P Freq Level Limit Line Margin (dB) Read Level Ant Factor Cable Loss Preamp Factor APos TPos Remark MHz dBuV/m dBuV/m dBuV dB/m dB dB cm deg 1 2483.66 41.48 54.00 -12.52 37.71 32.46 4.92 33.61 385 141 AVERAGE	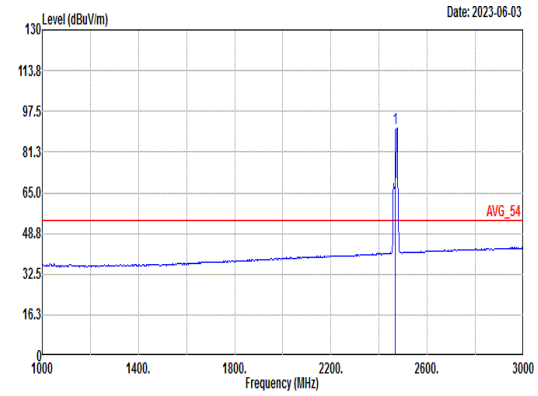 Site : 03CH03-SZ Condition: AVG_54 3m ANT3117_0057 VERTICAL : RBW:1000.000kHz VBW:0.300kHz Mode : 34 Setting : MCS0 power setting 7 Plane : Z with Accessories 52/40 : #26 2Q37B2DF47004P Freq Level Limit Line Margin (dB) Read Level Ant Factor Cable Loss Preamp Factor APos TPos Remark MHz dBuV/m dBuV/m dBuV dB/m dB dB cm deg 1 2467.00 90.70 ------ ------ 86.98 32.43 4.91 33.62 385 141 AVERAGE

Mode	35	
	Band Edge	
	2400-2483.5_802.11 ax 20_CH12_RU106/54_2467MHz	
ANT	1	
Pol.	Horizontal	Fundamental
Peak	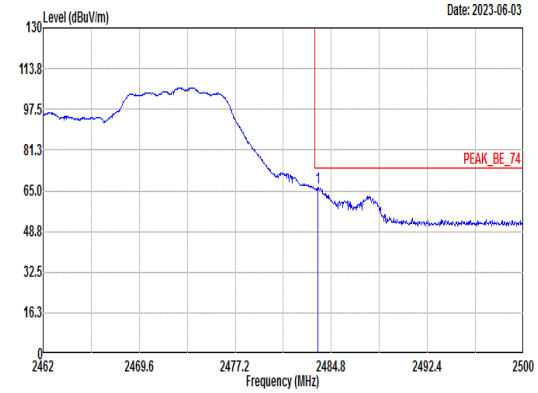 Site : 03CH03-SZ Condition: PEAK_BE_74 3m ANT3117_0057 HORIZONTAL : RBW:1000.000kHz VBW:3000.000kHz Mode : 35 Setting : MCS0 power setting 7 Plane : Z with Accessories 106/54 : #26 2Q37B2DF47004P Freq Level Limit Line Margin (dB) Read Level Ant Factor Cable Loss Preamp Factor APos TPos Remark MHz dBuV/m dBuV/m dBuV dB/m dB dB cm deg 1 2483.74 66.23 74.00 -7.77 62.46 32.46 4.92 33.61 172 62 PEAK	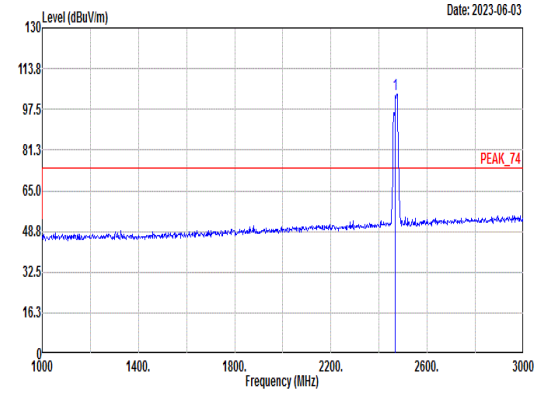 Site : 03CH03-SZ Condition: PEAK_74 3m ANT3117_0057 HORIZONTAL : RBW:1000.000kHz VBW:3000.000kHz Mode : 35 Setting : MCS0 power setting 7 Plane : Z with Accessories 106/54 : #26 2Q37B2DF47004P Freq Level Limit Line Margin (dB) Read Level Ant Factor Cable Loss Preamp Factor APos TPos Remark MHz dBuV/m dBuV/m dBuV dB/m dB dB cm deg 1 2467.00 103.32 ------ ------ 99.59 32.44 4.91 33.62 172 62 PEAK
Avg	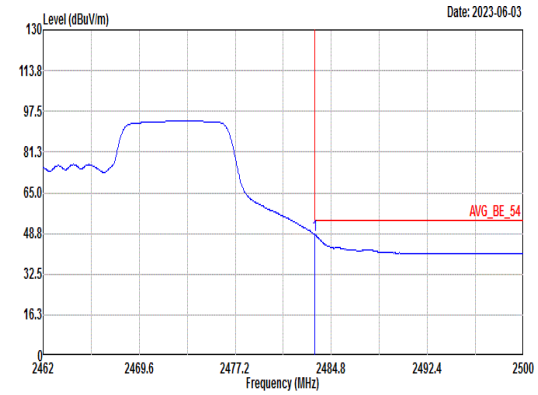 Site : 03CH03-SZ Condition: AVG_BE_54 3m ANT3117_0057 HORIZONTAL : RBW:1000.000kHz VBW:0.300kHz Mode : 35 Setting : MCS0 power setting 7 Plane : Z with Accessories 106/54 : #26 2Q37B2DF47004P Freq Level Limit Line Margin (dB) Read Level Ant Factor Cable Loss Preamp Factor APos TPos Remark MHz dBuV/m dBuV/m dBuV dB/m dB dB cm deg 1 2483.51 48.07 54.00 -5.93 44.30 32.46 4.92 33.61 172 62 AVERAGE	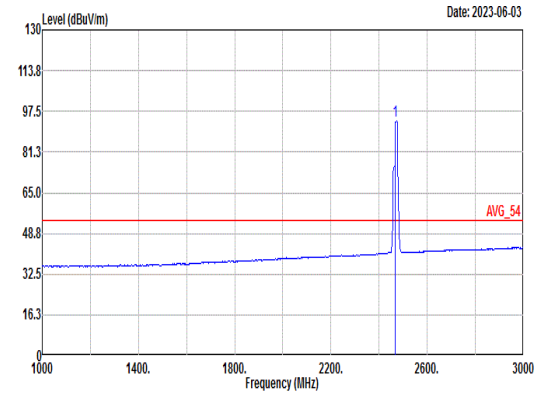 Site : 03CH03-SZ Condition: AVG_54 3m ANT3117_0057 HORIZONTAL : RBW:1000.000kHz VBW:0.300kHz Mode : 35 Setting : MCS0 power setting 7 Plane : Z with Accessories 106/54 : #26 2Q37B2DF47004P Freq Level Limit Line Margin (dB) Read Level Ant Factor Cable Loss Preamp Factor APos TPos Remark MHz dBuV/m dBuV/m dBuV dB/m dB dB cm deg 1 2467.00 93.58 ------ ------ 89.87 32.43 4.90 33.62 172 62 AVERAGE

Mode	35	
	Band Edge	
	2400-2483.5_802.11 ax 20_CH12_RU106/54_2467MHz	
ANT	1	
Pol.	Vertical	Fundamental
Peak	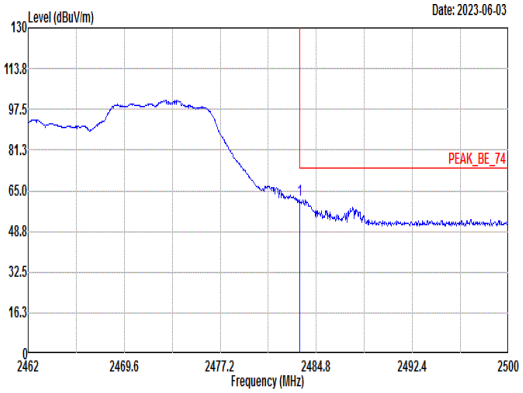 Site : 03CH03-SZ Condition: PEAK_BE_74 3m ANT3117_0057 VERTICAL : RBW:1000.000kHz VBW:3000.000kHz Mode : 35 Setting : MCS0 power setting 7 Plane : Z with Accessories 106/54 : #26 2Q37B2DF47004P Freq Level Limit Line Margin (dB) Read Level Ant Factor Cable Loss Preamp Factor APos TPos Remark MHz dBuV/m dBuV/m dBuV dB/m dB dB cm deg 1 2483.51 61.17 74.00 -12.83 57.40 32.46 4.92 33.61 394 303 PEAK	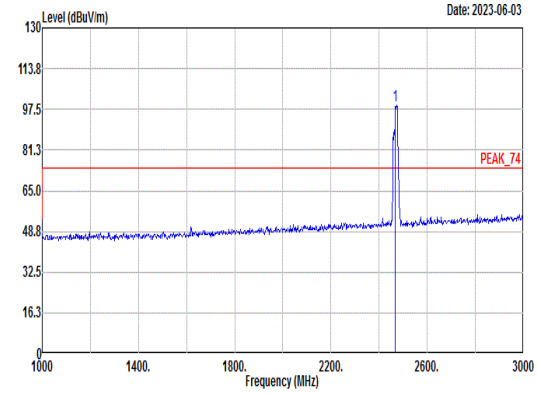 Site : 03CH03-SZ Condition: PEAK_74 3m ANT3117_0057 VERTICAL : RBW:1000.000kHz VBW:3000.000kHz Mode : 35 Setting : MCS0 power setting 7 Plane : Z with Accessories 106/54 : #26 2Q37B2DF47004P Freq Level Limit Line Margin (dB) Read Level Ant Factor Cable Loss Preamp Factor APos TPos Remark MHz dBuV/m dBuV/m dBuV dB/m dB dB cm deg 1 2467.00 98.88 ------ ------ 95.17 32.43 4.90 33.62 394 303 PEAK
Avg	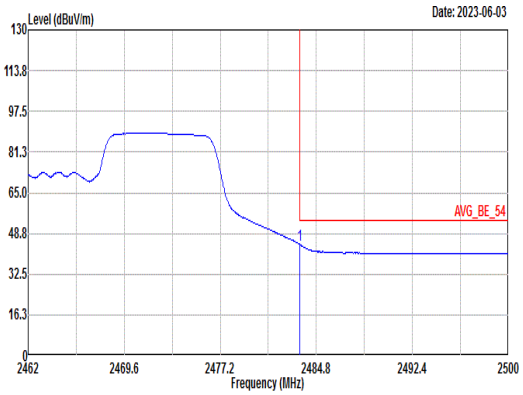 Site : 03CH03-SZ Condition: AVG_BE_54 3m ANT3117_0057 VERTICAL : RBW:1000.000kHz VBW:0.300kHz Mode : 35 Setting : MCS0 power setting 7 Plane : Z with Accessories 106/54 : #26 2Q37B2DF47004P Freq Level Limit Line Margin (dB) Read Level Ant Factor Cable Loss Preamp Factor APos TPos Remark MHz dBuV/m dBuV/m dBuV dB/m dB dB cm deg 1 2483.51 44.26 54.00 -9.74 40.49 32.46 4.92 33.61 394 303 AVERAGE	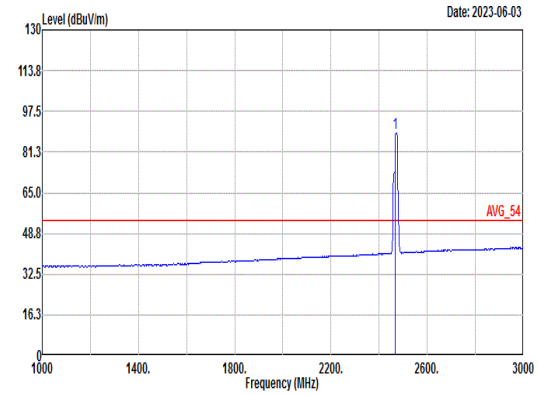 Site : 03CH03-SZ Condition: AVG_54 3m ANT3117_0057 VERTICAL : RBW:1000.000kHz VBW:0.300kHz Mode : 35 Setting : MCS0 power setting 7 Plane : Z with Accessories 106/54 : #26 2Q37B2DF47004P Freq Level Limit Line Margin (dB) Read Level Ant Factor Cable Loss Preamp Factor APos TPos Remark MHz dBuV/m dBuV/m dBuV dB/m dB dB cm deg 1 2467.00 88.62 ------ ------ 84.91 32.43 4.90 33.62 394 303 AVERAGE

Mode	36	
	Band Edge	
	2400-2483.5_802.11 ax 20_CH13_Full_2472MHz	
ANT	1	
Pol.	Horizontal	Fundamental
Peak	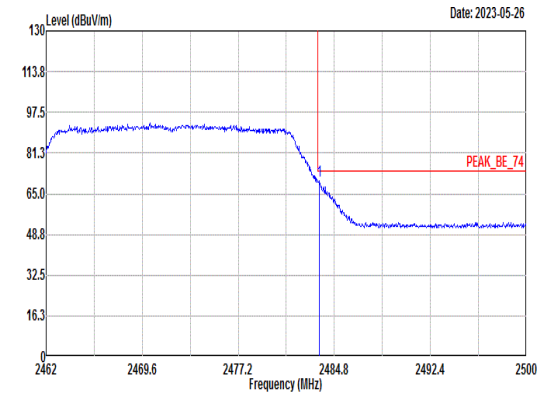 Site : 03CH03-SZ Condition: PEAK_BE_74 3m ANT3117_0057 HORIZONTAL : RBW:1000.000kHz VBW:3000.000kHz Mode : 36 Setting : MCS0 power setting -2.5 Plane : Z with Accessories : #12 2Q37B1WF3J00BF Freq Level Limit Line Margin (dB) Read Level Ant Factor Cable Loss Preamp Factor APos TPos Remark MHz dBuV/m dBuV/m dBuV dB/m dB dB cm deg 1 2483.58 69.91 74.00 -4.09 66.14 32.46 4.92 33.61 200 127 PEAK	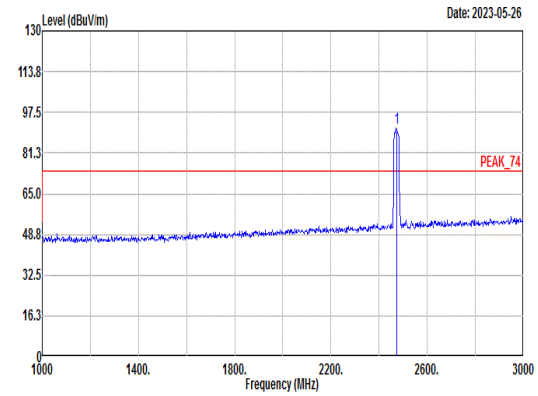 Site : 03CH03-SZ Condition: PEAK_74 3m ANT3117_0057 HORIZONTAL : RBW:1000.000kHz VBW:3000.000kHz Mode : 36 Setting : MCS0 power setting -2.5 Plane : Z with Accessories : #12 2Q37B1WF3J00BF Freq Level Limit Line Margin (dB) Read Level Ant Factor Cable Loss Preamp Factor APos TPos Remark MHz dBuV/m dBuV/m dBuV dB/m dB dB cm deg 1 2472.00 91.08 ------ ------ 87.38 32.42 4.90 33.62 200 127 PEAK
Avg	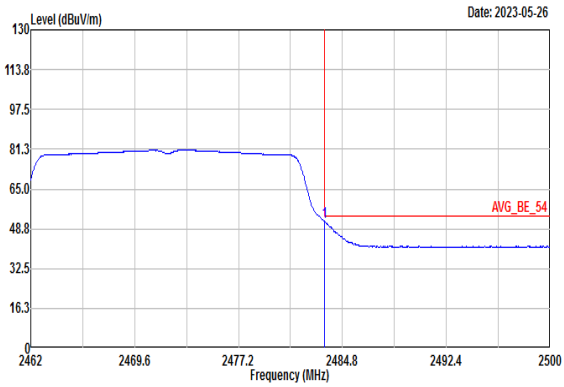 Site : 03CH03-SZ Condition: AVG_BE_54 3m ANT3117_0057 HORIZONTAL : RBW:1000.000kHz VBW:0.010kHz Mode : 36 Setting : MCS0 power setting -2.5 Plane : Z with Accessories : #12 2Q37B1WF3J00BF Freq Level Limit Line Margin (dB) Read Level Ant Factor Cable Loss Preamp Factor APos TPos Remark MHz dBuV/m dBuV/m dBuV dB/m dB dB cm deg 1 2483.51 51.58 54.00 -2.42 47.81 32.46 4.92 33.61 200 127 AVERAGE	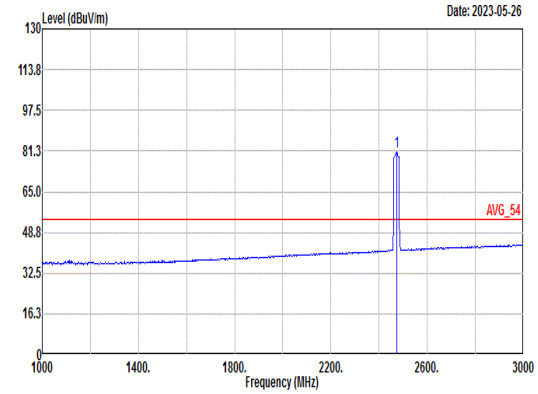 Site : 03CH03-SZ Condition: AVG_54 3m ANT3117_0057 HORIZONTAL : RBW:1000.000kHz VBW:0.010kHz Mode : 36 Setting : MCS0 power setting -2.5 Plane : Z with Accessories : #12 2Q37B1WF3J00BF Freq Level Limit Line Margin (dB) Read Level Ant Factor Cable Loss Preamp Factor APos TPos Remark MHz dBuV/m dBuV/m dBuV dB/m dB dB cm deg 1 2472.00 80.81 54.00 26.81 77.09 32.43 4.91 33.62 200 127 AVERAGE

Mode	36	
	Band Edge	
	2400-2483.5_802.11 ax 20_CH13_Full_2472MHz	
ANT	1	
Pol.	Vertical	Fundamental
Peak	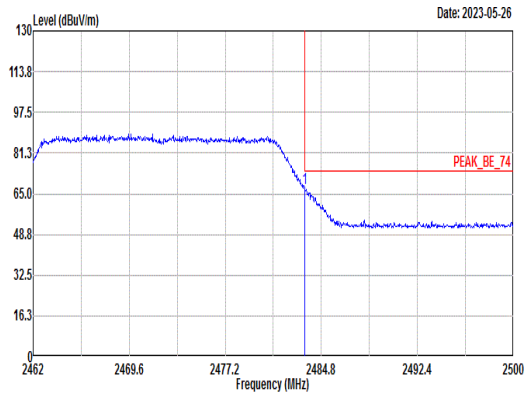 Site : 03CH03-SZ Condition: PEAK_BE_74 3m ANT3117_0057 VERTICAL : RBW:1000.000kHz VBW:3000.000kHz Mode : 36 Setting : MCS0 power setting -2.5 Plane : Z with Accessories : #12 2Q37B1WF3J00BF Freq Level Limit Line Margin (dB) Read Level Ant Factor Cable Loss Preamp Factor APos TPos Remark MHz dBuV/m dBuV/m dBuV dB/m dB dB cm deg 1 2483.51 67.21 74.00 -6.79 63.44 32.46 4.92 33.61 396 178 PEAK	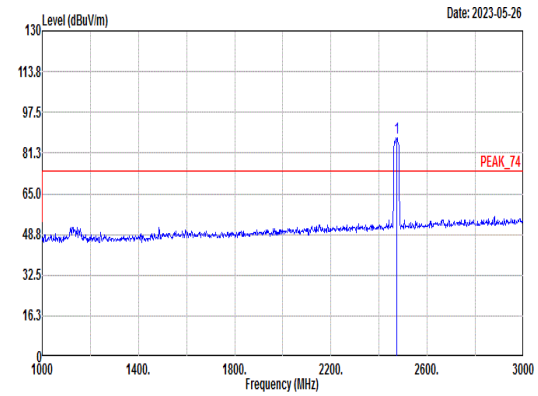 Site : 03CH03-SZ Condition: PEAK_74 3m ANT3117_0057 VERTICAL : RBW:1000.000kHz VBW:3000.000kHz Mode : 36 Setting : MCS0 power setting -2.5 Plane : Z with Accessories : #12 2Q37B1WF3J00BF Freq Level Limit Line Margin (dB) Read Level Ant Factor Cable Loss Preamp Factor APos TPos Remark MHz dBuV/m dBuV/m dBuV dB/m dB dB cm deg 1 2472.00 87.30 ------ ------ 83.60 32.42 4.90 33.62 396 178 PEAK
Avg	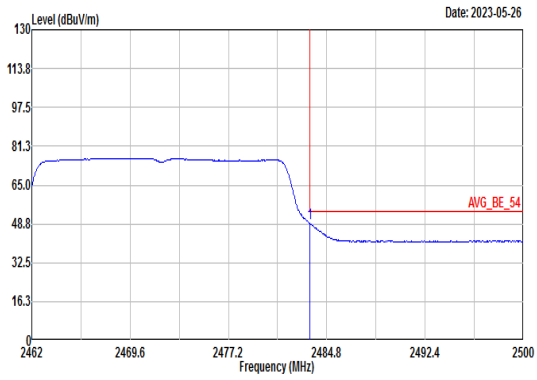 Site : 03CH03-SZ Condition: AVG_BE_54 3m ANT3117_0057 VERTICAL : RBW:1000.000kHz VBW:0.010kHz Mode : 36 Setting : MCS0 power setting -2.5 Plane : Z with Accessories : #12 2Q37B1WF3J00BF Freq Level Limit Line Margin (dB) Read Level Ant Factor Cable Loss Preamp Factor APos TPos Remark MHz dBuV/m dBuV/m dBuV dB/m dB dB cm deg 1 2483.51 48.81 54.00 -5.19 45.04 32.46 4.92 33.61 396 178 AVERAGE	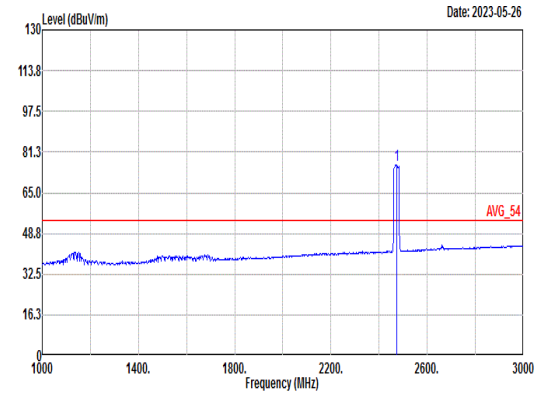 Site : 03CH03-SZ Condition: AVG_54 3m ANT3117_0057 VERTICAL : RBW:1000.000kHz VBW:0.010kHz Mode : 36 Setting : MCS0 power setting -2.5 Plane : Z with Accessories : #12 2Q37B1WF3J00BF Freq Level Limit Line Margin (dB) Read Level Ant Factor Cable Loss Preamp Factor APos TPos Remark MHz dBuV/m dBuV/m dBuV dB/m dB dB cm deg 1 2472.00 75.99 54.00 21.99 72.29 32.42 4.90 33.62 396 178 AVERAGE

Mode	36	
	Harmonic	
	2400-2483.5_802.11 ax 20_CH13_Full_2472MHz	
ANT	1	
Pol.	Horizontal	Vertical
Peak Avg	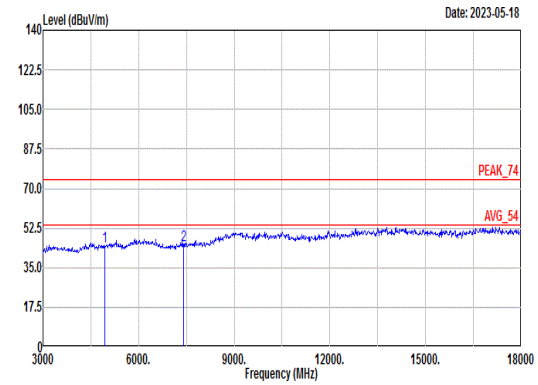 Site : 03CH03-SZ Condition: PEAK_74 3m ANT3117_0057 HORIZONTAL Project : 272102-02 Mode : 36 SN : #9 2q37b1wf3j002z Plane : Z with Accessories setting : MCS0 power setting -2.5 Freq Level Limit Line Over Limit Read Level Ant Factor Cable Loss Preamp Factor # # APos TPos Remark MHz dBuV/m dBuV/m dB dBuV dB/m dB dB cm deg 1 4944.00 44.45 74.00 -29.55 54.79 34.62 7.80 52.76 0.00 --- --- Peak 2 7416.00 44.76 74.00 -29.24 53.10 36.52 9.19 54.05 0.00 --- --- Peak	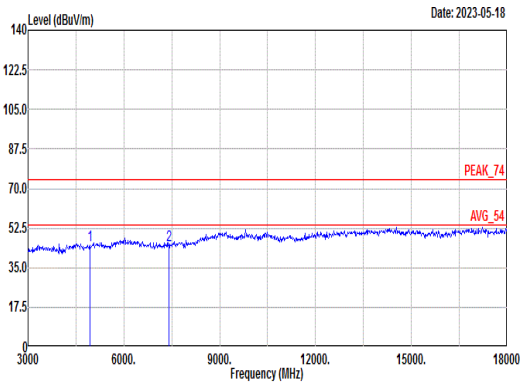 Site : 03CH03-SZ Condition: PEAK_74 3m ANT3117_0057 VERTICAL Project : 272102-02 Mode : 36 SN : #9 2q37b1wf3j002z Plane : Z with Accessories setting : MCS0 power setting -2.5 Freq Level Limit Line Over Limit Read Level Ant Factor Cable Loss Preamp Factor # # APos TPos Remark MHz dBuV/m dBuV/m dB dBuV dB/m dB dB cm deg 1 4944.00 45.03 74.00 -28.97 55.37 34.62 7.80 52.76 0.00 --- --- Peak 2 7416.00 44.94 74.00 -29.06 53.28 36.52 9.19 54.05 0.00 --- --- Peak

Mode	37	
	Band Edge	
	2400-2483.5_802.11 ax 20_CH13_RU26/8_2472MHz	
ANT	1	
Pol.	Horizontal	Fundamental
Peak	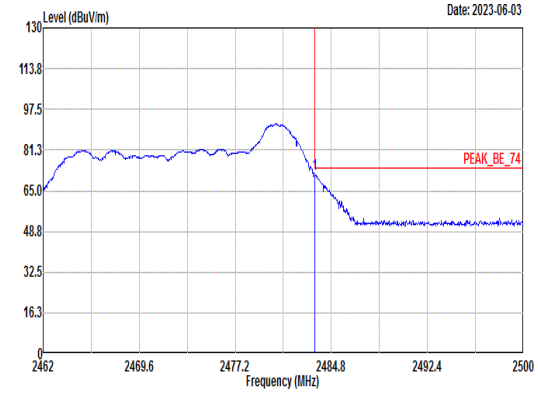 Site : 03CH03-SZ Condition: PEAK_BE_74 3m ANT3117_0057 HORIZONTAL : RBW:1000.000kHz VBW:3000.000kHz Mode : 37 Setting : MCS0 power setting -8.5 Plane : Z with Accessories 26/8 : #26 2Q37B2DF47004P Freq Level Limit Line Margin (dB) Read Level Ant Factor Cable Loss Preamp Factor APos TPos Remark MHz dBuV/m dBuV/m dBuV dB/m dB dB cm deg 1 2483.51 71.63 74.00 -2.37 67.86 32.46 4.92 33.61 400 47 PEAK	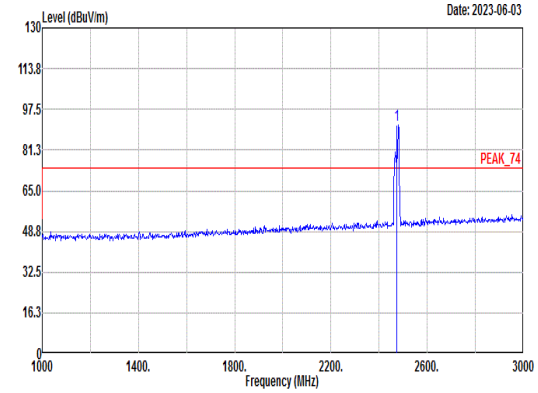 Site : 03CH03-SZ Condition: PEAK_74 3m ANT3117_0057 HORIZONTAL : RBW:1000.000kHz VBW:3000.000kHz Mode : 37 Setting : MCS0 power setting -8.5 Plane : Z with Accessories 26/8 : #26 2Q37B2DF47004P Freq Level Limit Line Margin (dB) Read Level Ant Factor Cable Loss Preamp Factor APos TPos Remark MHz dBuV/m dBuV/m dBuV dB/m dB dB cm deg 1 2472.00 91.30 ------ ------ 87.54 32.45 4.92 33.61 400 47 PEAK
Avg	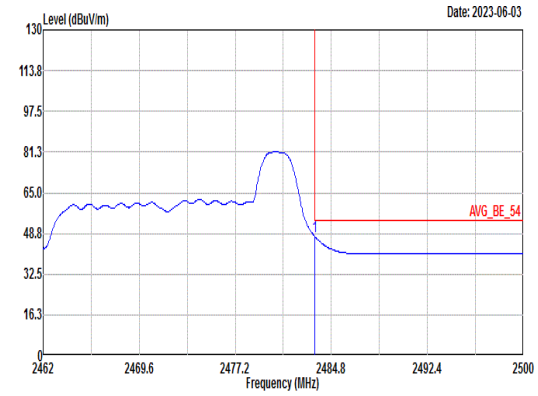 Site : 03CH03-SZ Condition: AVG_BE_54 3m ANT3117_0057 HORIZONTAL : RBW:1000.000kHz VBW:0.300kHz Mode : 37 Setting : MCS0 power setting -8.5 Plane : Z with Accessories 26/8 : #26 2Q37B2DF47004P Freq Level Limit Line Margin (dB) Read Level Ant Factor Cable Loss Preamp Factor APos TPos Remark MHz dBuV/m dBuV/m dBuV dB/m dB dB cm deg 1 2483.51 47.56 54.00 -6.44 43.79 32.46 4.92 33.61 400 47 AVERAGE	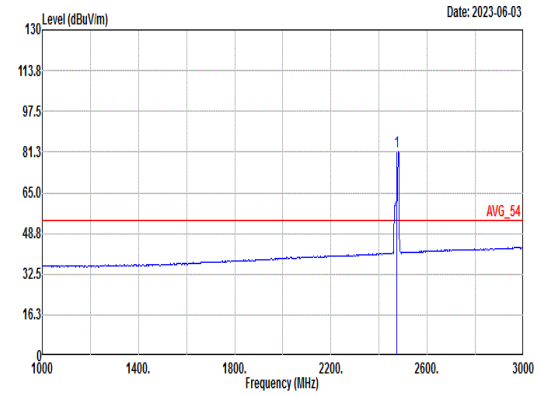 Site : 03CH03-SZ Condition: AVG_54 3m ANT3117_0057 HORIZONTAL : RBW:1000.000kHz VBW:0.300kHz Mode : 37 Setting : MCS0 power setting -8.5 Plane : Z with Accessories 26/8 : #26 2Q37B2DF47004P Freq Level Limit Line Margin (dB) Read Level Ant Factor Cable Loss Preamp Factor APos TPos Remark MHz dBuV/m dBuV/m dBuV dB/m dB dB cm deg 1 2472.00 81.28 ------ ------ 77.52 32.45 4.92 33.61 400 47 AVERAGE

Mode	37	
	Band Edge	
	2400-2483.5_802.11 ax 20_CH13_RU26/8_2472MHz	
ANT	1	
Pol.	Vertical	Fundamental
Peak	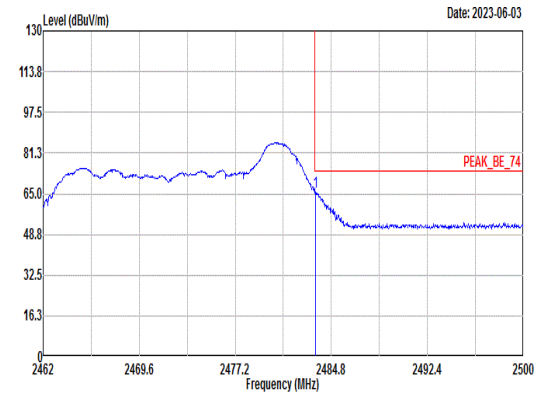 Site : 03CH03-SZ Condition: PEAK_BE_74 3m ANT3117_0057 VERTICAL : RBW:1000.000kHz VBW:3000.000kHz Mode : 37 Setting : MCS0 power setting -8.5 Plane : Z with Accessories 26/8 : #26 2Q37B2DF47004P Freq Level Limit Line Margin (dB) Read Level Ant Factor Cable Loss Preamp Factor APos TPos Remark MHz dBuV/m dBuV/m dBuV dB/m dB dB cm deg 1 2483.55 65.94 74.00 -8.06 62.17 32.46 4.92 33.61 398 291 PEAK	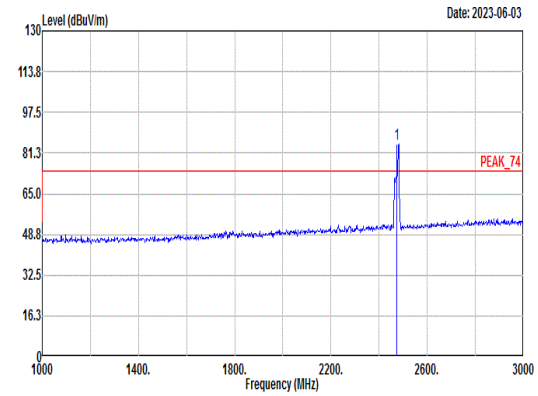 Site : Condition: PEAK_74 3m ANT3117_0057 VERTICAL : RBW:1000.000kHz VBW:3000.000kHz Mode : 37 Setting : MCS0 power setting -8.5 Plane : Z with Accessories 26/8 : #26 2Q37B2DF47004P Freq Level Limit Line Margin (dB) Read Level Ant Factor Cable Loss Preamp Factor APos TPos Remark MHz dBuV/m dBuV/m dBuV dB/m dB dB cm deg 1 2472.00 84.88 ------ ------ 81.12 32.45 4.92 33.61 398 291 PEAK
Avg	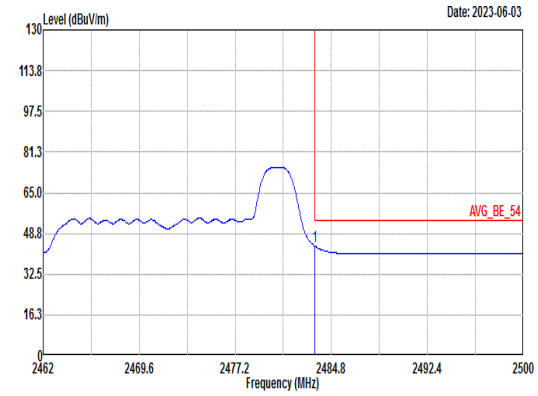 Site : 03CH03-SZ Condition: AVG_BE_54 3m ANT3117_0057 VERTICAL : RBW:1000.000kHz VBW:0.300kHz Mode : 37 Setting : MCS0 power setting -8.5 Plane : Z with Accessories 26/8 : #26 2Q37B2DF47004P Freq Level Limit Line Margin (dB) Read Level Ant Factor Cable Loss Preamp Factor APos TPos Remark MHz dBuV/m dBuV/m dBuV dB/m dB dB cm deg 1 2483.51 43.64 54.00 -10.36 39.87 32.46 4.92 33.61 398 291 AVERAGE	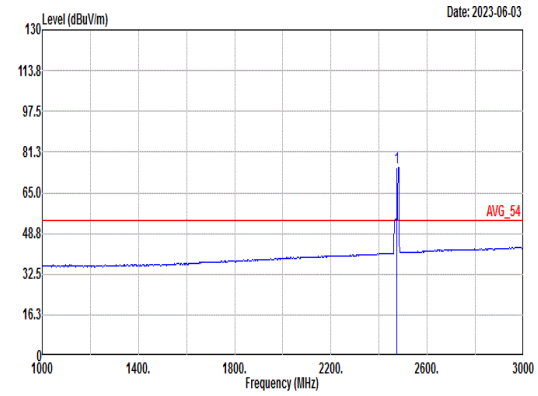 Site : Condition: AVG_54 3m ANT3117_0057 VERTICAL : RBW:1000.000kHz VBW:0.300kHz Mode : 37 Setting : MCS0 power setting -8.5 Plane : Z with Accessories 26/8 : #26 2Q37B2DF47004P Freq Level Limit Line Margin (dB) Read Level Ant Factor Cable Loss Preamp Factor APos TPos Remark MHz dBuV/m dBuV/m dBuV dB/m dB dB cm deg 1 2472.00 75.09 ------ ------ 71.33 32.45 4.92 33.61 398 291 AVERAGE

Mode	38	
	Band Edge	
	2400-2483.5_802.11 ax 20_CH13_RU52/40_2472MHz	
ANT	1	
Pol.	Horizontal	Fundamental
Peak	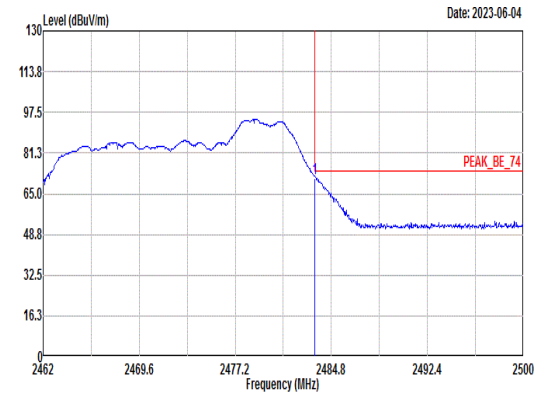 Site : 03CH03-SZ Condition: PEAK_BE_74 3m ANT3117_0057 HORIZONTAL : RBW:1000.000kHz VBW:3000.000kHz Mode : 38 Setting : MCS0 power setting -4.5 Plane : Z with Accessories 52/40 : #26 2Q37B2DF47004P Freq Level Limit Line Margin (dB) Read Level Ant Factor Cable Loss Preamp Factor APos TPos Remark MHz dBuV/m dBuV/m dBuV dB/m dB dB cm deg 1 2483.51 70.96 74.00 -3.04 67.19 32.46 4.92 33.61 200 55 PEAK	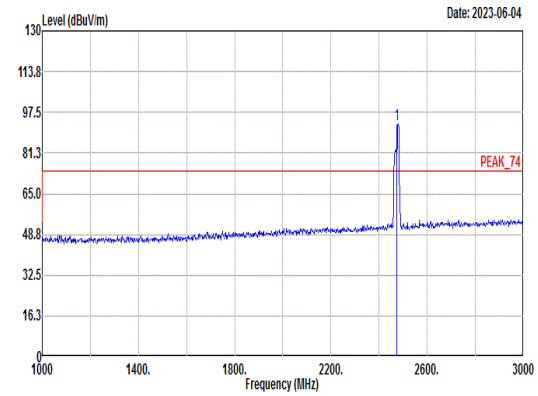 Site : 03CH03-SZ Condition: PEAK_74 3m ANT3117_0057 HORIZONTAL : RBW:1000.000kHz VBW:3000.000kHz Mode : 38 Setting : MCS0 power setting -4.5 Plane : Z with Accessories 52/40 : #26 2Q37B2DF47004P Freq Level Limit Line Margin (dB) Read Level Ant Factor Cable Loss Preamp Factor APos TPos Remark MHz dBuV/m dBuV/m dBuV dB/m dB dB cm deg 1 2472.00 92.86 ------ ------ 89.12 32.44 4.91 33.61 200 55 PEAK
Avg	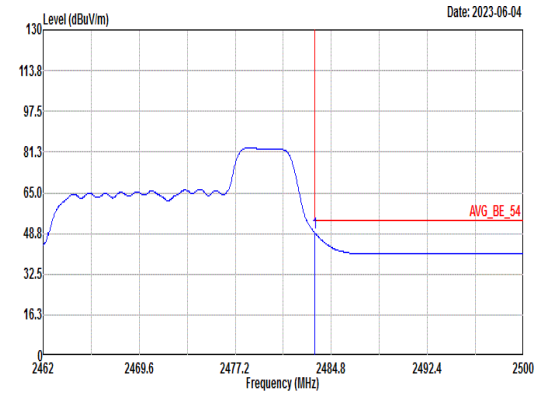 Site : 03CH03-SZ Condition: AVG_BE_54 3m ANT3117_0057 HORIZONTAL : RBW:1000.000kHz VBW:0.300kHz Mode : 38 Setting : MCS0 power setting -4.5 Plane : Z with Accessories 52/40 : #26 2Q37B2DF47004P Freq Level Limit Line Margin (dB) Read Level Ant Factor Cable Loss Preamp Factor APos TPos Remark MHz dBuV/m dBuV/m dBuV dB/m dB dB cm deg 1 2483.51 48.85 54.00 -5.15 45.08 32.46 4.92 33.61 200 55 AVERAGE	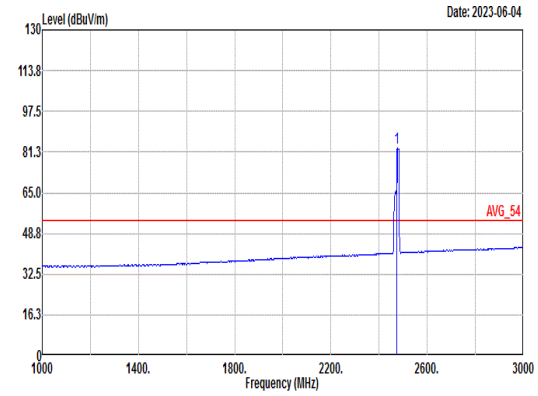 Site : 03CH03-SZ Condition: AVG_54 3m ANT3117_0057 HORIZONTAL : RBW:1000.000kHz VBW:0.300kHz Mode : 38 Setting : MCS0 power setting -4.5 Plane : Z with Accessories 52/40 : #26 2Q37B2DF47004P Freq Level Limit Line Margin (dB) Read Level Ant Factor Cable Loss Preamp Factor APos TPos Remark MHz dBuV/m dBuV/m dBuV dB/m dB dB cm deg 1 2472.00 82.88 ------ ------ 79.14 32.44 4.91 33.61 200 55 AVERAGE

Mode	38	
	Band Edge	
	2400-2483.5_802.11 ax 20_CH13_RU52/40_2472MHz	
ANT	1	
Pol.	Vertical	Fundamental
Peak	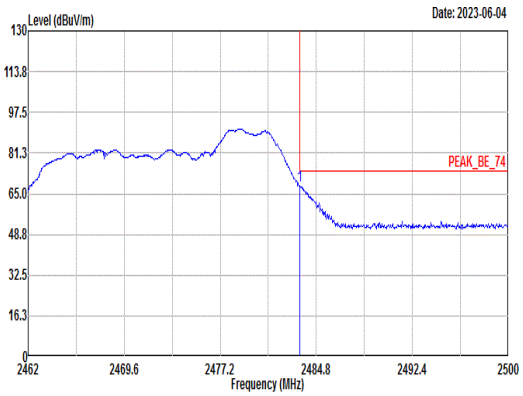 Site : 03CH03-SZ Condition: PEAK_BE_74 3m ANT3117_0057 VERTICAL : RBW:1000.000kHz VBW:3000.000kHz Mode : 38 Setting : MCS0 power setting -4.5 Plane : Z with Accessories 52/40 : #26 2Q37B2DF47004P Freq Level Limit Line Margin (dB) Read Level Ant Factor Cable Loss Preamp Factor APos TPos Remark MHz dBuV/m dBuV/m dBuV dB/m dB dB cm deg 1 2483.51 68.28 74.00 -5.72 64.51 32.46 4.92 33.61 396 304 PEAK	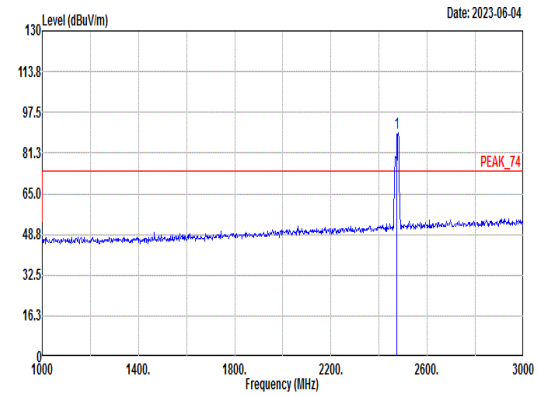 Site : 03CH03-SZ Condition: PEAK_74 3m ANT3117_0057 VERTICAL : RBW:1000.000kHz VBW:3000.000kHz Mode : 38 Setting : MCS0 power setting -4.5 Plane : Z with Accessories 52/40 : #26 2Q37B2DF47004P Freq Level Limit Line Margin (dB) Read Level Ant Factor Cable Loss Preamp Factor APos TPos Remark MHz dBuV/m dBuV/m dBuV dB/m dB dB cm deg 1 2472.00 89.35 ------ ------ 85.59 32.45 4.92 33.61 396 304 PEAK
Avg	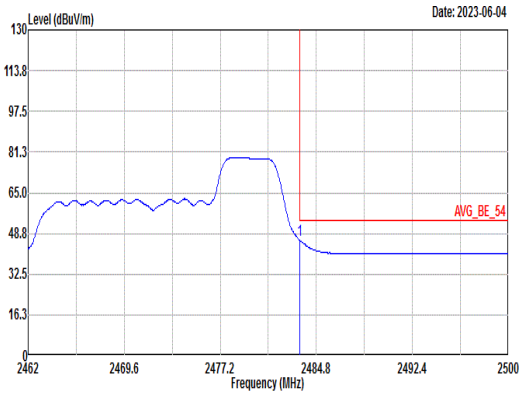 Site : 03CH03-SZ Condition: AVG_BE_54 3m ANT3117_0057 VERTICAL : RBW:1000.000kHz VBW:0.300kHz Mode : 38 Setting : MCS0 power setting -4.5 Plane : Z with Accessories 52/40 : #26 2Q37B2DF47004P Freq Level Limit Line Margin (dB) Read Level Ant Factor Cable Loss Preamp Factor APos TPos Remark MHz dBuV/m dBuV/m dBuV dB/m dB dB cm deg 1 2483.51 46.03 54.00 -7.97 42.26 32.46 4.92 33.61 396 304 AVERAGE	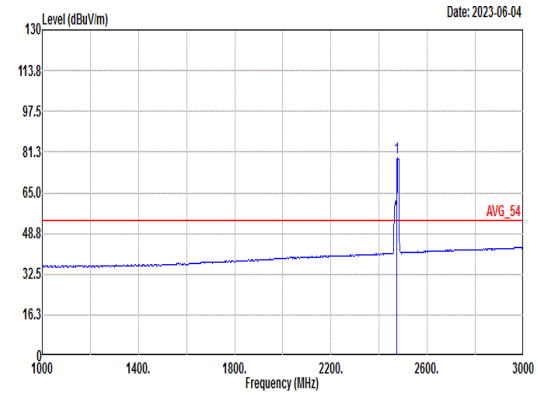 Site : 03CH03-SZ Condition: AVG_54 3m ANT3117_0057 VERTICAL : RBW:1000.000kHz VBW:0.300kHz Mode : 38 Setting : MCS0 power setting -4.5 Plane : Z with Accessories 52/40 : #26 2Q37B2DF47004P Freq Level Limit Line Margin (dB) Read Level Ant Factor Cable Loss Preamp Factor APos TPos Remark MHz dBuV/m dBuV/m dBuV dB/m dB dB cm deg 1 2472.00 78.95 ------ ------ 75.21 32.44 4.91 33.61 396 304 AVERAGE

Mode	39	
	Band Edge	
	2400-2483.5_802.11 ax 20_CH13_RU106/54_2472MHz	
ANT	1	
Pol.	Horizontal	Fundamental
Peak	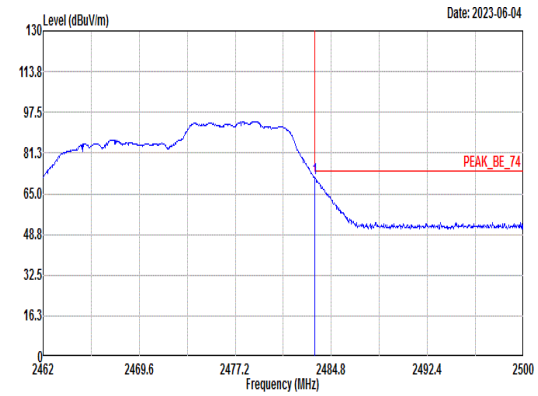 Site : 03CH03-SZ Condition: PEAK_BE_74 3m ANT3117_0057 HORIZONTAL : RBW:1000.000kHz VBW:3000.000kHz Mode : 39 Setting : MCS0 power setting -3.5 Plane : Z with Accessories 106/54 : #26 2Q37B2DF47004P Freq Level Limit Line Margin (dB) Read Level Ant Factor Cable Loss Preamp Factor APos TPos Remark MHz dBuV/m dBuV/m dBuV dB/m dB dB cm deg 1 2483.51 71.01 74.00 -2.99 67.24 32.46 4.92 33.61 200 113 PEAK	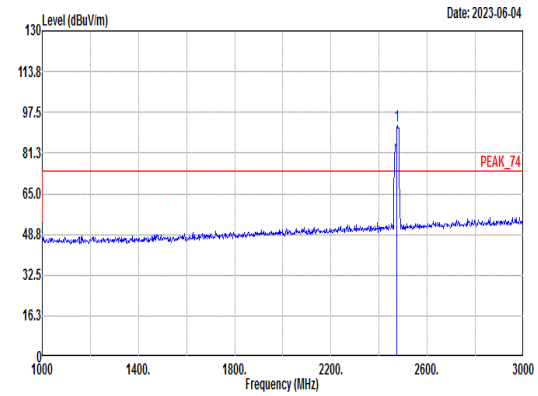 Site : 03CH03-SZ Condition: PEAK_74 3m ANT3117_0057 HORIZONTAL : RBW:1000.000kHz VBW:3000.000kHz Mode : 39 Setting : MCS0 power setting -3.5 Plane : Z with Accessories 106/54 : #26 2Q37B2DF47004P Freq Level Limit Line Margin (dB) Read Level Ant Factor Cable Loss Preamp Factor APos TPos Remark MHz dBuV/m dBuV/m dBuV dB/m dB dB cm deg 1 2472.00 92.29 ------ ------ 88.56 32.44 4.91 33.62 200 113 PEAK
Avg	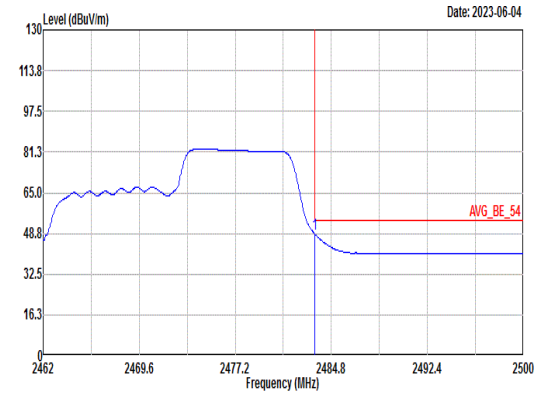 Site : 03CH03-SZ Condition: AVG_BE_54 3m ANT3117_0057 HORIZONTAL : RBW:1000.000kHz VBW:0.300kHz Mode : 39 Setting : MCS0 power setting -3.5 Plane : Z with Accessories 106/54 : #26 2Q37B2DF47004P Freq Level Limit Line Margin (dB) Read Level Ant Factor Cable Loss Preamp Factor APos TPos Remark MHz dBuV/m dBuV/m dBuV dB/m dB dB cm deg 1 2483.51 48.43 54.00 -5.57 44.66 32.46 4.92 33.61 200 113 AVERAGE	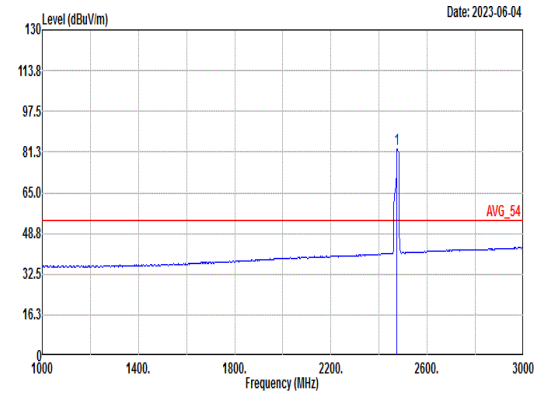 Site : 03CH03-SZ Condition: AVG_54 3m ANT3117_0057 HORIZONTAL : RBW:1000.000kHz VBW:0.300kHz Mode : 39 Setting : MCS0 power setting -3.5 Plane : Z with Accessories 106/54 : #26 2Q37B2DF47004P Freq Level Limit Line Margin (dB) Read Level Ant Factor Cable Loss Preamp Factor APos TPos Remark MHz dBuV/m dBuV/m dBuV dB/m dB dB cm deg 1 2472.00 82.26 ------ ------ 78.54 32.43 4.91 33.62 200 113 AVERAGE

Mode	39	
	Band Edge	
	2400-2483.5_802.11 ax 20_CH13_RU106/54_2472MHz	
ANT	1	
Pol.	Vertical	Fundamental
Peak	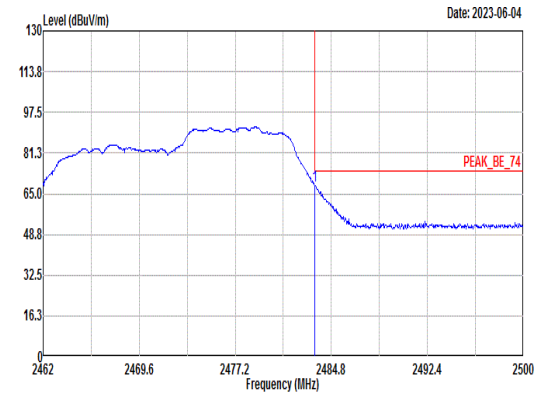 Site : 03CH03-SZ Condition: PEAK_BE_74 3m ANT3117_0057 VERTICAL : RBW:1000.000kHz VBW:3000.000kHz Mode : 39 Setting : MCS0 power setting -3.5 Plane : Z with Accessories 106/54 : #26 2Q37B2DF47004P Freq Level Limit Line Margin (dB) Read Level Ant Factor Cable Loss Preamp Factor APos TPos Remark MHz dBuV/m dBuV/m dBuV dB/m dB dB cm deg 1 2483.51 68.18 74.00 -5.82 64.41 32.46 4.92 33.61 334 157 PEAK	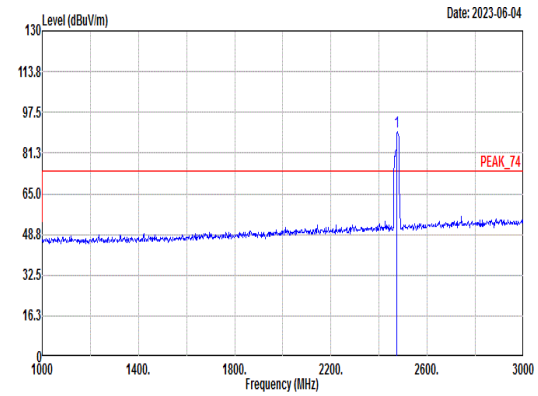 Site : 03CH03-SZ Condition: PEAK_74 3m ANT3117_0057 VERTICAL : RBW:1000.000kHz VBW:3000.000kHz Mode : 39 Setting : MCS0 power setting -3.5 Plane : Z with Accessories 106/54 : #26 2Q37B2DF47004P Freq Level Limit Line Margin (dB) Read Level Ant Factor Cable Loss Preamp Factor APos TPos Remark MHz dBuV/m dBuV/m dBuV dB/m dB dB cm deg 1 2472.00 89.76 ------ ------ 86.03 32.44 4.91 33.62 334 157 PEAK
Avg	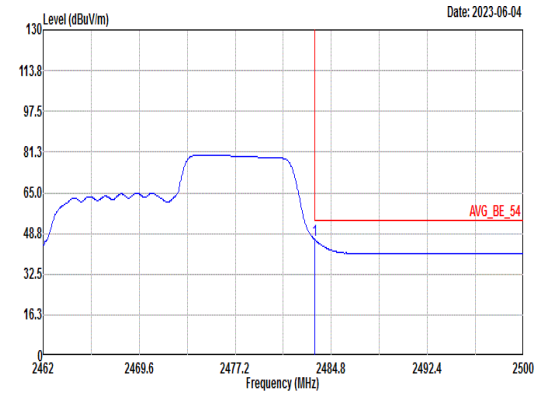 Site : 03CH03-SZ Condition: AVG_BE_54 3m ANT3117_0057 VERTICAL : RBW:1000.000kHz VBW:0.300kHz Mode : 39 Setting : MCS0 power setting -3.5 Plane : Z with Accessories 106/54 : #26 2Q37B2DF47004P Freq Level Limit Line Margin (dB) Read Level Ant Factor Cable Loss Preamp Factor APos TPos Remark MHz dBuV/m dBuV/m dBuV dB/m dB dB cm deg 1 2483.51 46.09 54.00 -7.91 42.32 32.46 4.92 33.61 334 157 AVERAGE	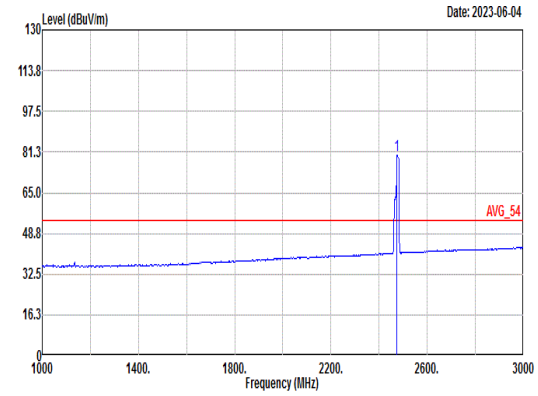 Site : 03CH03-SZ Condition: AVG_54 3m ANT3117_0057 VERTICAL : RBW:1000.000kHz VBW:0.300kHz Mode : 39 Setting : MCS0 power setting -3.5 Plane : Z with Accessories 106/54 : #26 2Q37B2DF47004P Freq Level Limit Line Margin (dB) Read Level Ant Factor Cable Loss Preamp Factor APos TPos Remark MHz dBuV/m dBuV/m dBuV dB/m dB dB cm deg 1 2472.00 80.01 ------ ------ 76.28 32.44 4.91 33.62 334 157 AVERAGE

Mode	40	
	Band Edge - L	
	2400-2483.5_802.11 ax 40_CH3_Full_2422MHz	
ANT	1	
Pol.	Horizontal	Fundamental
Peak	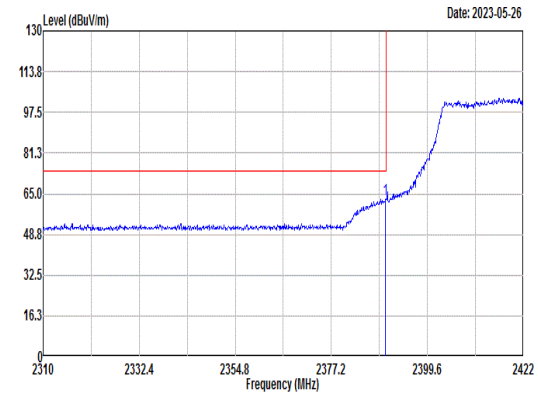 Site : 03CH03-SZ Condition: PEAK_BE_74 3m ANT3117_0057 HORIZONTAL : RBW:1000.000kHz VBW:3000.000kHz Mode : 40 Setting : MCS0 power setting 10.5 Plane : Z with Accessories : #12 2Q37B1WF3J00BF Freq Level Limit Line Margin (dB) Read Level Ant Factor Cable Loss Preamp Factor APos TPos Remark MHz dBuV/m dBuV/m dBuV dB/m dB dB cm deg 1 2389.86 62.79 74.00 -11.21 59.45 32.21 4.80 33.67 237 59 PEAK	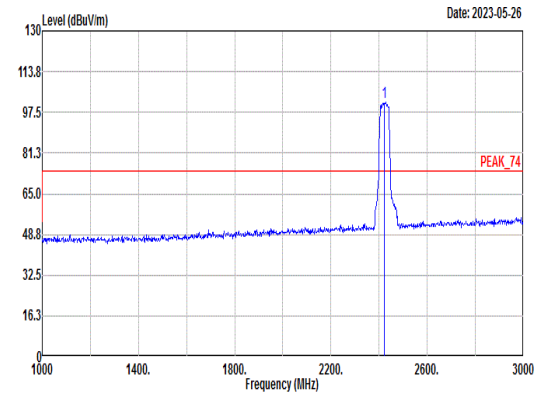 Site : 03CH03-SZ Condition: PEAK_74 3m ANT3117_0057 HORIZONTAL : RBW:1000.000kHz VBW:3000.000kHz Mode : 40 Setting : MCS0 power setting 10.5 Plane : Z with Accessories : #12 2Q37B1WF3J00BF Freq Level Limit Line Margin (dB) Read Level Ant Factor Cable Loss Preamp Factor APos TPos Remark MHz dBuV/m dBuV/m dBuV dB/m dB dB cm deg 1 2422.00 101.55 ------ ------ 98.04 32.31 4.84 33.64 237 59 PEAK
Avg	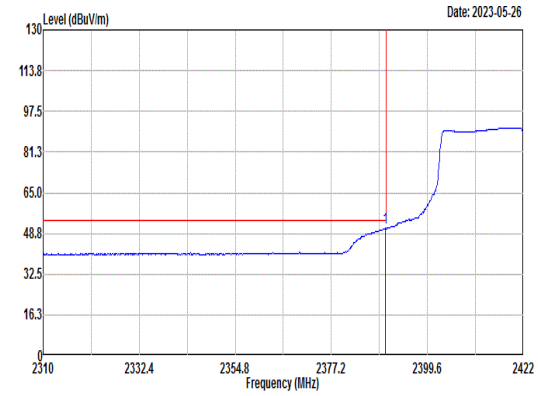 Site : 03CH03-SZ Condition: AVG_BE_54 3m ANT3117_0057 HORIZONTAL : RBW:1000.000kHz VBW:0.010kHz Mode : 40 Setting : MCS0 power setting 10.5 Plane : Z with Accessories : #12 2Q37B1WF3J00BF Freq Level Limit Line Margin (dB) Read Level Ant Factor Cable Loss Preamp Factor APos TPos Remark MHz dBuV/m dBuV/m dBuV dB/m dB dB cm deg 1 2389.86 50.96 54.00 -3.04 47.62 32.21 4.80 33.67 237 59 AVERAGE	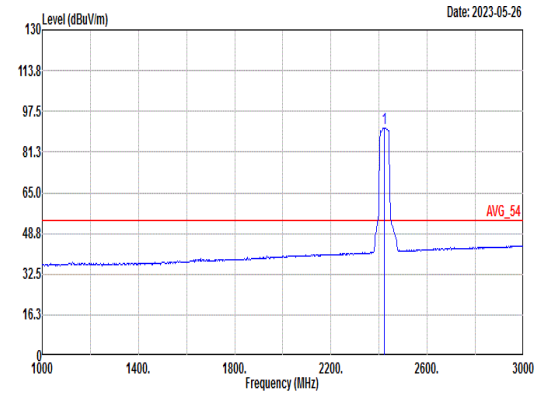 Site : 03CH03-SZ Condition: AVG_54 3m ANT3117_0057 HORIZONTAL : RBW:1000.000kHz VBW:0.010kHz Mode : 40 Setting : MCS0 power setting 10.5 Plane : Z with Accessories : #12 2Q37B1WF3J00BF Freq Level Limit Line Margin (dB) Read Level Ant Factor Cable Loss Preamp Factor APos TPos Remark MHz dBuV/m dBuV/m dBuV dB/m dB dB cm deg 1 2422.00 90.90 ------ ------ 87.43 32.29 4.83 33.65 237 59 AVERAGE

Mode	40	
	Band Edge - R	
	2400-2483.5_802.11 ax 40_CH3_Full_2422MHz	
ANT	1	
Pol.	Horizontal	Fundamental
Peak	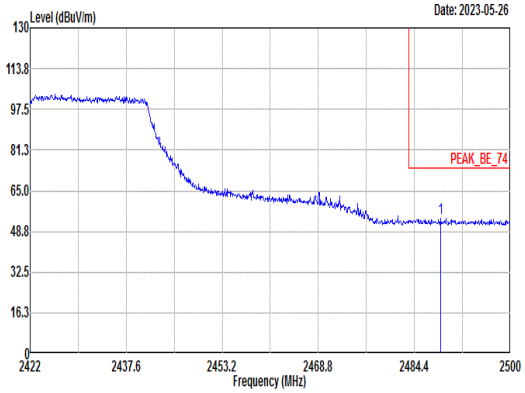 Site : 03CH03-SZ Condition: PEAK_BE_74 3m ANT3117_0057 HORIZONTAL : RBW:1000.000kHz VBW:3000.000kHz Mode : 40 Setting : MCS0 power setting 10.5 Plane : Z with Accessories : #12 2Q37B1WF3J00BF Freq Level Limit Line Margin (dB) Read Level Ant Factor Cable Loss Preamp Factor APos TPos Remark MHz dBuV/m dBuV/m dBuV dB/m dB dB cm deg 1 2488.61 54.12 74.00 -19.88 50.33 32.47 4.93 33.61 237 59 PEAK	Blank
Avg	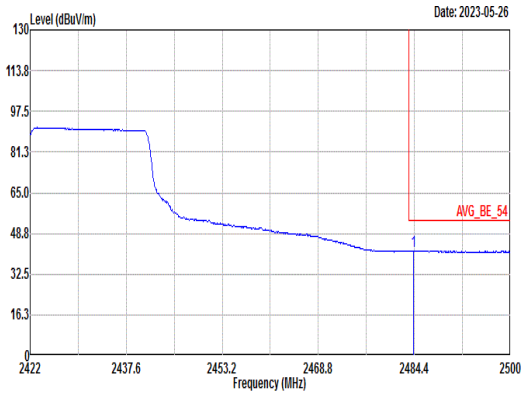 Site : 03CH03-SZ Condition: AVG_BE_54 3m ANT3117_0057 HORIZONTAL : RBW:1000.000kHz VBW:0.010kHz Mode : 40 Setting : MCS0 power setting 10.5 Plane : Z with Accessories : #12 2Q37B1WF3J00BF Freq Level Limit Line Margin (dB) Read Level Ant Factor Cable Loss Preamp Factor APos TPos Remark MHz dBuV/m dBuV/m dBuV dB/m dB dB cm deg 1 2484.24 41.79 54.00 -12.21 38.02 32.46 4.92 33.61 237 59 AVERAGE	Blank

Mode	40	
	Band Edge - L	
	2400-2483.5_802.11 ax 40_CH3_Full_2422MHz	
ANT	1	
Pol.	Vertical	Fundamental
Peak	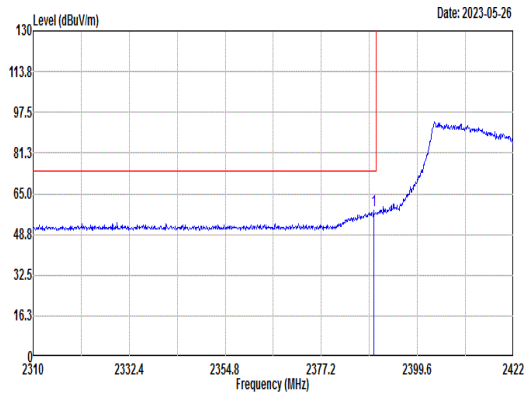 Site : 03CH03-SZ Condition: PEAK_BE_74 3m ANT3117_0057 VERTICAL : RBW:1000.000kHz VBW:3000.000kHz Mode : 40 Setting : MCS0 power setting 10.5 Plane : Z with Accessories : #12 2Q37B1WF3J00BF Freq Level Limit Line Margin (dB) Read Level Ant Factor Cable Loss Preamp Factor APos TPos Remark MHz dBuV/m dBuV/m dBuV dB/m dB dB cm deg 1 2389.41 58.62 74.00 -15.38 55.28 32.21 4.80 33.67 400 209 PEAK	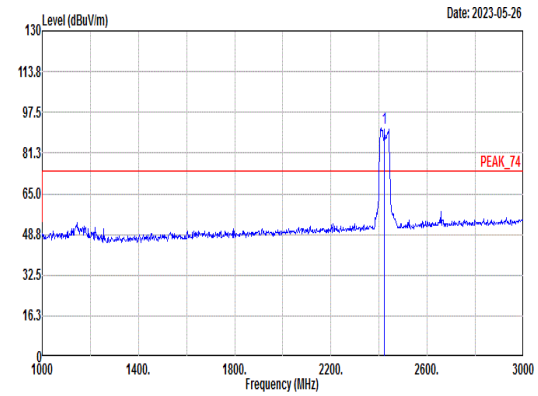 Site : 03CH03-SZ Condition: PEAK_74 3m ANT3117_0057 VERTICAL : RBW:1000.000kHz VBW:3000.000kHz Mode : 40 Setting : MCS0 power setting 10.5 Plane : Z with Accessories : #12 2Q37B1WF3J00BF Freq Level Limit Line Margin (dB) Read Level Ant Factor Cable Loss Preamp Factor APos TPos Remark MHz dBuV/m dBuV/m dBuV dB/m dB dB cm deg 1 2422.00 91.41 ------ ------ 87.98 32.27 4.82 33.66 400 209 PEAK
Avg	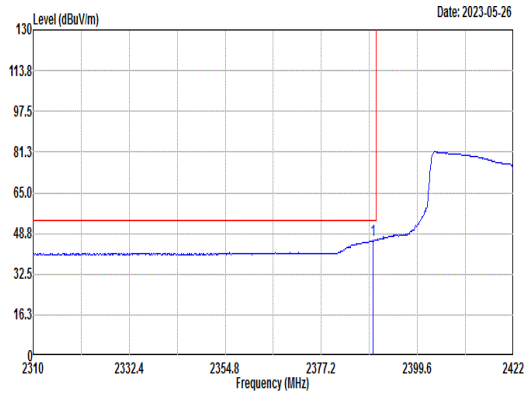 Site : 03CH03-SZ Condition: AVG_BE_54 3m ANT3117_0057 VERTICAL : RBW:1000.000kHz VBW:0.010kHz Mode : 40 Setting : MCS0 power setting 10.5 Plane : Z with Accessories : #12 2Q37B1WF3J00BF Freq Level Limit Line Margin (dB) Read Level Ant Factor Cable Loss Preamp Factor APos TPos Remark MHz dBuV/m dBuV/m dBuV dB/m dB dB cm deg 1 2389.18 46.11 54.00 -7.89 42.78 32.21 4.79 33.67 400 209 AVERAGE	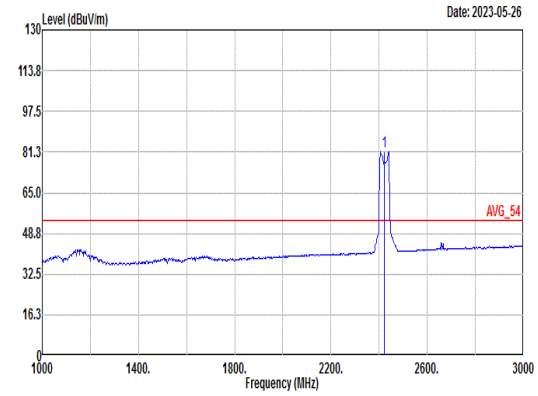 Site : 03CH03-SZ Condition: AVG_54 3m ANT3117_0057 VERTICAL : RBW:1000.000kHz VBW:0.010kHz Mode : 40 Setting : MCS0 power setting 10.5 Plane : Z with Accessories : #12 2Q37B1WF3J00BF Freq Level Limit Line Margin (dB) Read Level Ant Factor Cable Loss Preamp Factor APos TPos Remark MHz dBuV/m dBuV/m dBuV dB/m dB dB cm deg 1 2422.00 81.58 ------ ------ 78.02 32.34 4.86 33.64 400 209 AVERAGE

Mode	40	
	Band Edge - R	
	2400-2483.5_802.11 ax 40_CH3_Full_2422MHz	
ANT	1	
Pol.	Vertical	Fundamental
Peak	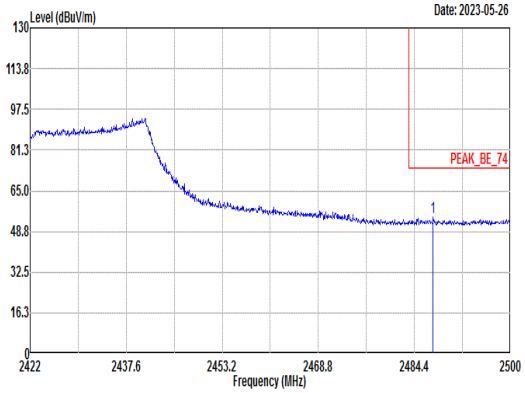 Site : 03CH03-SZ Condition: PEAK_BE_74 3m ANT3117_0057 VERTICAL : RBW:1000.000kHz VBW:3000.000kHz Mode : 40 Setting : MCS0 power setting 10.5 Plane : Z with Accessories : #12 2Q37B1WF3J00BF Freq Level Limit Line Margin (dB) Read Level Ant Factor Cable Loss Preamp Factor APos TPos Remark MHz dBuV/m dBuV/m dBuV dB/m dB dB cm deg 1 2487.44 54.36 74.00 -19.64 50.57 32.47 4.93 33.61 400 209 PEAK	Blank
Avg	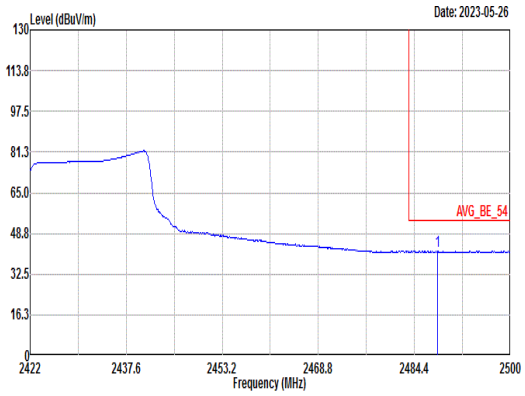 Site : 03CH03-SZ Condition: AVG_BE_54 3m ANT3117_0057 VERTICAL : RBW:1000.000kHz VBW:0.010kHz Mode : 40 Setting : MCS0 power setting 10.5 Plane : Z with Accessories : #12 2Q37B1WF3J00BF Freq Level Limit Line Margin (dB) Read Level Ant Factor Cable Loss Preamp Factor APos TPos Remark MHz dBuV/m dBuV/m dBuV dB/m dB dB cm deg 1 2488.14 41.64 54.00 -12.36 37.85 32.47 4.93 33.61 400 209 AVERAGE	Blank

Mode	40	
	Harmonic	
	2400-2483.5_802.11 ax 40_CH3_Full_2422MHz	
ANT	1	
Pol.	Horizontal	Vertical
Peak Avg	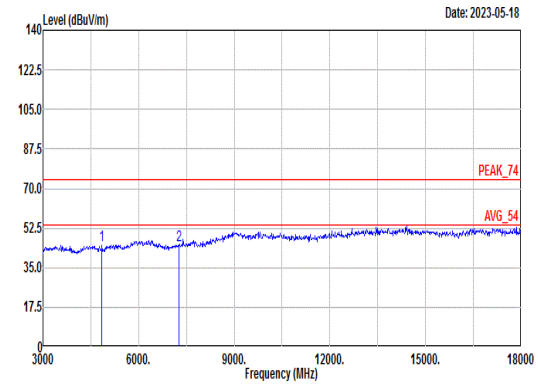 Site : 03CH03-SZ Condition: PEAK_74 3m ANT3117_0057 HORIZONTAL Project : 272102-02 Mode : 40 SN : #12 2Q37B1WF3J00BF Plane : Z with Accessories setting : MCS0 power setting 10.5 1 4844.00 44.74 74.00 -29.26 55.20 34.66 7.76 52.88 0.00 --- --- Peak 2 7266.00 44.95 74.00 -29.05 53.93 36.37 8.79 54.14 0.00 --- --- Peak	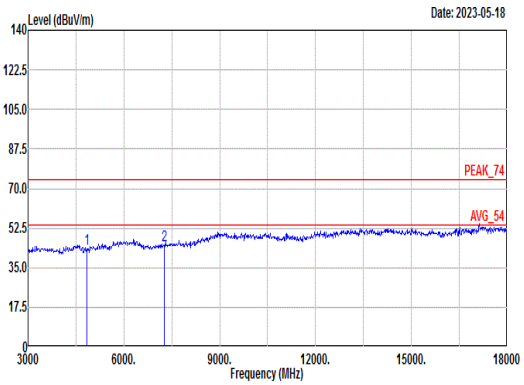 Site : 03CH03-SZ Condition: PEAK_74 3m ANT3117_0057 VERTICAL Project : 272102-02 Mode : 40 SN : #12 2Q37B1WF3J00BF Plane : Z with Accessories setting : MCS0 power setting 10.5 1 4844.00 43.17 74.00 -30.83 53.63 34.66 7.76 52.88 0.00 --- --- Peak 2 7266.00 44.90 74.00 -29.10 53.88 36.37 8.79 54.14 0.00 --- --- Peak

Mode	41	
	Band Edge - L	
	2400-2483.5_802.11 ax 40_CH6_Full_2437MHz	
ANT	1	
Pol.	Horizontal	Fundamental
Peak	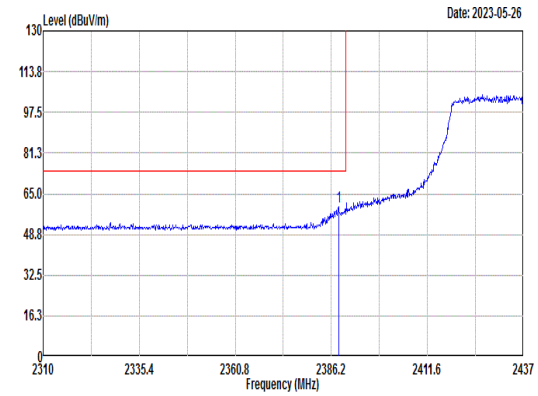 Site : 03CH03-SZ Condition: PEAK_BE_74 3m ANT3117_0057 HORIZONTAL : RBW:1000.000kHz VBW:3000.000kHz Mode : 41 Setting : MCS0 power setting 14 Plane : Z with Accessories : #12 2Q37B1WF3J00BF Freq Level Limit Line Margin (dB) Read Level Ant Factor Cable Loss Preamp Factor APos TPos Remark MHz dBuV/m dBuV/m dBuV dB/m dB dB cm deg 1 2388.11 59.73 74.00 -14.27 56.40 32.21 4.79 33.67 224 125 PEAK	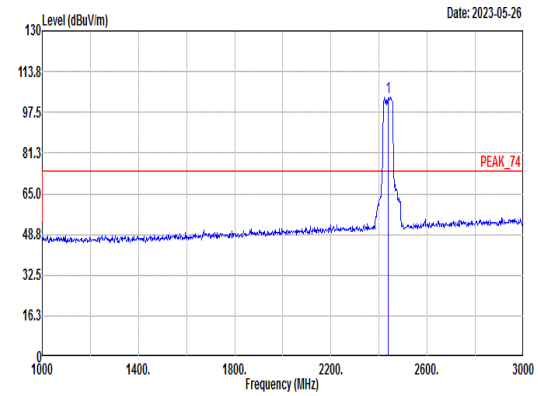 Site : 03CH03-SZ Condition: PEAK_74 3m ANT3117_0057 HORIZONTAL : RBW:1000.000kHz VBW:3000.000kHz Mode : 41 Setting : MCS0 power setting 14 Plane : Z with Accessories : #12 2Q37B1WF3J00BF Freq Level Limit Line Margin (dB) Read Level Ant Factor Cable Loss Preamp Factor APos TPos Remark MHz dBuV/m dBuV/m dBuV dB/m dB dB cm deg 1 2437.00 103.71 ------ ------ 100.14 32.35 4.86 33.64 224 125 PEAK
Avg	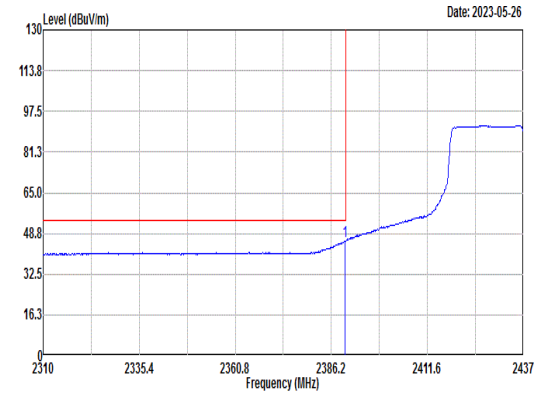 Site : 03CH03-SZ Condition: AVG_BE_54 3m ANT3117_0057 HORIZONTAL : RBW:1000.000kHz VBW:0.010kHz Mode : 41 Setting : MCS0 power setting 14 Plane : Z with Accessories : #12 2Q37B1WF3J00BF Freq Level Limit Line Margin (dB) Read Level Ant Factor Cable Loss Preamp Factor APos TPos Remark MHz dBuV/m dBuV/m dBuV dB/m dB dB cm deg 1 2389.76 45.71 54.00 -8.29 42.37 32.21 4.80 33.67 224 125 AVERAGE	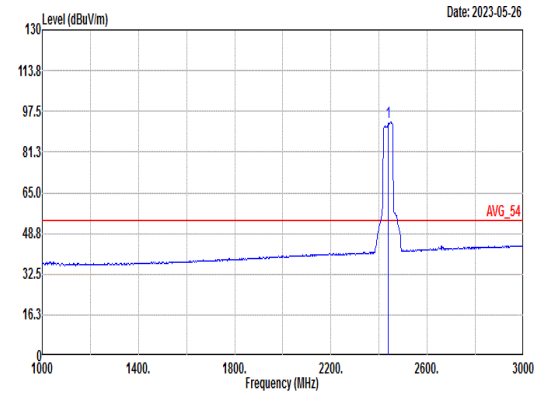 Site : 03CH03-SZ Condition: AVG_54 3m ANT3117_0057 HORIZONTAL : RBW:1000.000kHz VBW:0.010kHz Mode : 41 Setting : MCS0 power setting 14 Plane : Z with Accessories : #12 2Q37B1WF3J00BF Freq Level Limit Line Margin (dB) Read Level Ant Factor Cable Loss Preamp Factor APos TPos Remark MHz dBuV/m dBuV/m dBuV dB/m dB dB cm deg 1 2437.00 93.10 ------ ------ 89.50 32.36 4.87 33.63 224 125 AVERAGE

Mode	41	
	Band Edge - R	
	2400-2483.5_802.11 ax 40_CH6_Full_2437MHz	
ANT	1	
Pol.	Horizontal	Fundamental
Peak	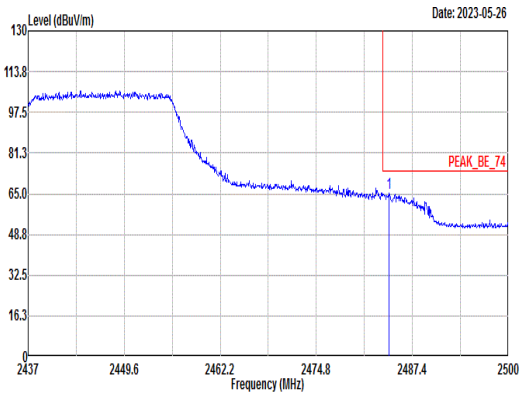 Site : 03CH03-SZ Condition: PEAK_BE_74 3m ANT3117_0057 HORIZONTAL : RBW:1000.000kHz VBW:3000.000kHz Mode : 41 Setting : MCS0 power setting 14 Plane : Z with Accessories : #12 2Q37B1WF3J00BF Freq Level Limit Line Margin (dB) Read Level Ant Factor Cable Loss Preamp Factor APos TPos Remark MHz dBuV/m dBuV/m dBuV dB/m dB dB cm deg 1 2484.38 65.29 74.00 -8.71 61.52 32.46 4.92 33.61 224 125 PEAK	Blank
Avg	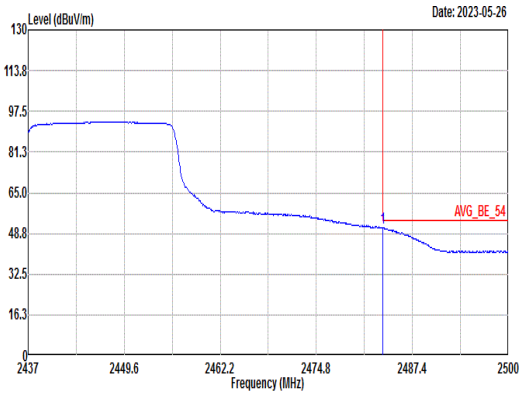 Site : 03CH03-SZ Condition: AVG_BE_54 3m ANT3117_0057 HORIZONTAL : RBW:1000.000kHz VBW:0.010kHz Mode : 41 Setting : MCS0 power setting 14 Plane : Z with Accessories : #12 2Q37B1WF3J00BF Freq Level Limit Line Margin (dB) Read Level Ant Factor Cable Loss Preamp Factor APos TPos Remark MHz dBuV/m dBuV/m dBuV dB/m dB dB cm deg 1 2483.56 50.84 54.00 -3.16 47.07 32.46 4.92 33.61 224 125 AVERAGE	Blank

Mode	41	
	Band Edge - L	
	2400-2483.5_802.11 ax 40_CH6_Full_2437MHz	
ANT	1	
Pol.	Vertical	Fundamental
Peak	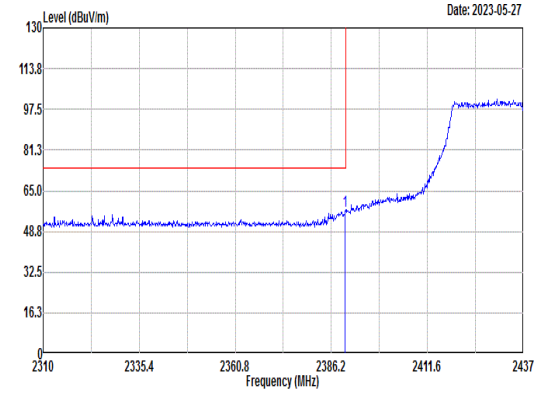 Site : 03CH03-SZ Condition: PEAK_BE_74 3m ANT3117_0057 VERTICAL : RBW:1000.000kHz VBW:3000.000kHz Mode : 41 Setting : MCS0 power setting 14 Plane : Z with Accessories : #12 2Q37B1WF3J00BF Freq Level Limit Line Margin (dB) Read Level Ant Factor Cable Loss Preamp Factor APos TPos Remark MHz dBuV/m dBuV/m dBuV dB/m dB dB cm deg 1 2389.88 56.67 74.00 -17.33 53.33 32.21 4.80 33.67 394 192 PEAK	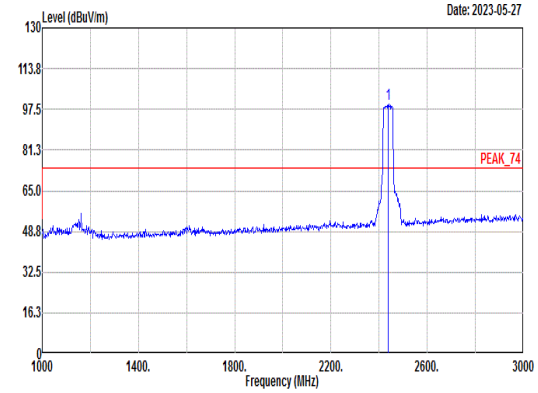 Site : 03CH03-SZ Condition: PEAK_74 3m ANT3117_0057 VERTICAL : RBW:1000.000kHz VBW:3000.000kHz Mode : 41 Setting : MCS0 power setting 14 Plane : Z with Accessories : #12 2Q37B1WF3J00BF Freq Level Limit Line Margin (dB) Read Level Ant Factor Cable Loss Preamp Factor APos TPos Remark MHz dBuV/m dBuV/m dBuV dB/m dB dB cm deg 1 2437.00 99.46 ------ ------ 95.90 32.34 4.86 33.64 394 192 PEAK
Avg	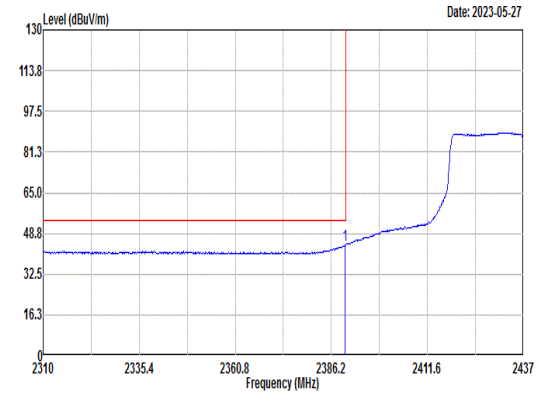 Site : 03CH03-SZ Condition: AVG_BE_54 3m ANT3117_0057 VERTICAL : RBW:1000.000kHz VBW:0.010kHz Mode : 41 Setting : MCS0 power setting 14 Plane : Z with Accessories : #12 2Q37B1WF3J00BF Freq Level Limit Line Margin (dB) Read Level Ant Factor Cable Loss Preamp Factor APos TPos Remark MHz dBuV/m dBuV/m dBuV dB/m dB dB cm deg 1 2389.88 44.27 54.00 -9.73 40.93 32.21 4.80 33.67 394 192 AVERAGE	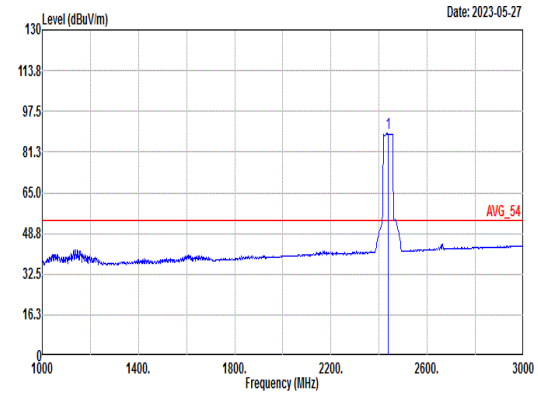 Site : 03CH03-SZ Condition: AVG_54 3m ANT3117_0057 VERTICAL : RBW:1000.000kHz VBW:0.010kHz Mode : 41 Setting : MCS0 power setting 14 Plane : Z with Accessories : #12 2Q37B1WF3J00BF Freq Level Limit Line Margin (dB) Read Level Ant Factor Cable Loss Preamp Factor APos TPos Remark MHz dBuV/m dBuV/m dBuV dB/m dB dB cm deg 1 2437.00 88.66 ------ ------ 85.13 32.32 4.85 33.64 394 192 AVERAGE

Mode	41	
	Band Edge - R	
	2400-2483.5_802.11 ax 40_CH6_Full_2437MHz	
ANT	1	
Pol.	Vertical	Fundamental
Peak	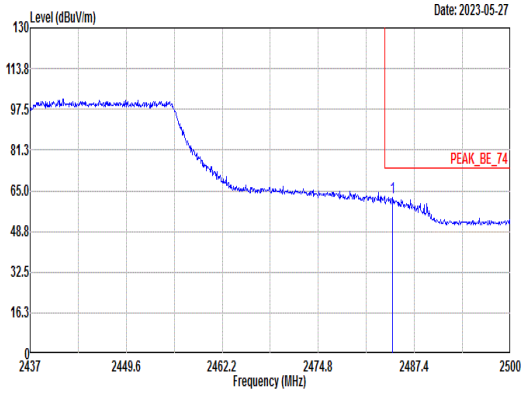 Site : 03CH03-SZ Condition: PEAK_BE_74 3m ANT3117_0057 VERTICAL : RBW:1000.000kHz VBW:3000.000kHz Mode : 41 Setting : MCS0 power setting 14 Plane : Z with Accessories : #12 2Q37B1WF3J00BF Freq Level Limit Line Margin (dB) Read Level Ant Factor Cable Loss Preamp Factor APos TPos Remark MHz dBuV/m dBuV/m dBuV dB/m dB dB cm deg 1 2484.57 62.53 74.00 -11.47 58.76 32.46 4.92 33.61 394 192 PEAK	Blank
Avg	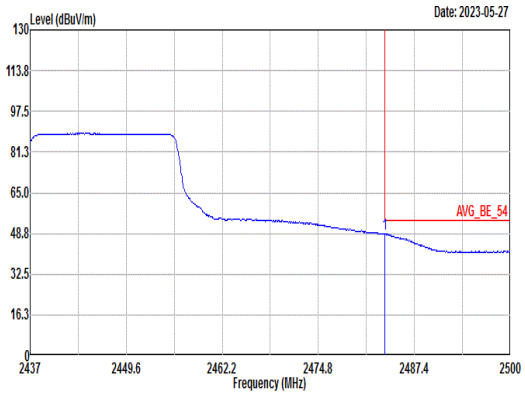 Site : 03CH03-SZ Condition: AVG_BE_54 3m ANT3117_0057 VERTICAL : RBW:1000.000kHz VBW:0.010kHz Mode : 41 Setting : MCS0 power setting 14 Plane : Z with Accessories : #12 2Q37B1WF3J00BF Freq Level Limit Line Margin (dB) Read Level Ant Factor Cable Loss Preamp Factor APos TPos Remark MHz dBuV/m dBuV/m dBuV dB/m dB dB cm deg 1 2483.56 48.72 54.00 -5.28 44.95 32.46 4.92 33.61 394 192 AVERAGE	Blank

Mode	41	
	Harmonic	
	2400-2483.5_802.11 ax 40_CH6_Full_2437MHz	
ANT	1	
Pol.	Horizontal	Vertical
Peak Avg	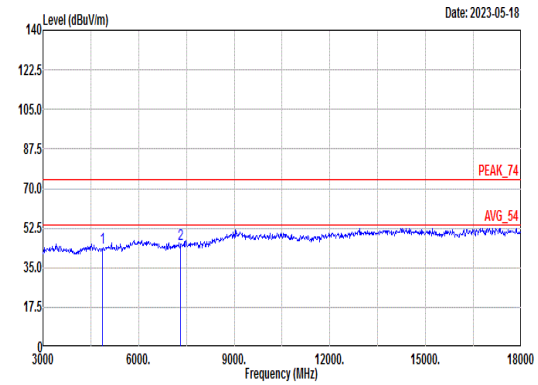 Site : 03CH03-SZ Condition: PEAK_74 3m ANT3117_0057 HORIZONTAL Project : 272102-02 Mode : 41 SN : #12 2Q37B1WF3J00BF Plane : Z with Accessories setting : MCS0 power setting 14 Freq Level Limit Line Over Limit Read Level Ant Factor Cable Loss Preamp Factor APos TPos Remark MHz dBuV/m dBuV/m dB dBuV dB/m dB dB cm deg 1 4874.00 43.66 74.00 -30.34 54.09 34.65 7.77 52.85 --- --- Peak 2 7311.00 45.41 74.00 -28.59 54.18 36.41 8.93 54.11 --- --- Peak	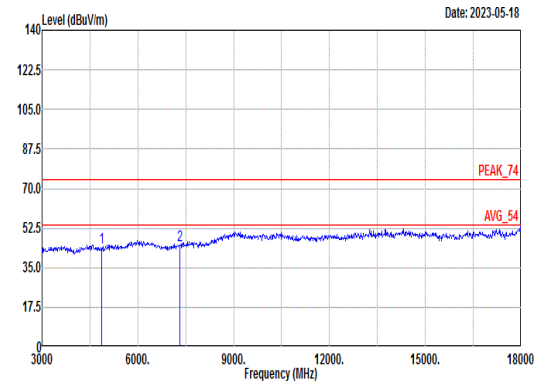 Site : 03CH03-SZ Condition: PEAK_74 3m ANT3117_0057 VERTICAL Project : 272102-02 Mode : 41 SN : #12 2Q37B1WF3J00BF Plane : Z with Accessories setting : MCS0 power setting 14 Freq Level Limit Line Over Limit Read Level Ant Factor Cable Loss Preamp Factor APos TPos Remark MHz dBuV/m dBuV/m dB dBuV dB/m dB dB cm deg 1 4874.00 43.70 74.00 -30.30 54.13 34.65 7.77 52.85 --- --- Peak 2 7311.00 44.66 74.00 -29.34 53.43 36.41 8.93 54.11 --- --- Peak

Mode	42
	Band Edge - L
	2400-2483.5_802.11 ax 40_CH9_Full_2452MHz
ANT	1

Pol.	Horizontal	Fundamental
Peak	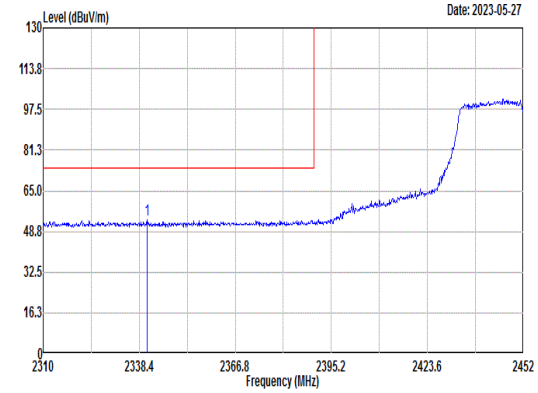 Site : 03CH03-SZ Condition: PEAK_BE_74 3m ANT3117_0057 HORIZONTAL : RBW:1000.000kHz VBW:3000.000kHz Mode : 42 Setting : MCS0 power setting 10.5 Plane : Z with Accessories : #12 2Q37B1WF3J00BF Freq Level Limit Line Margin (dB) Read Level Ant Factor Cable Loss Preamp Factor APos TPos Remark MHz dBuV/m dBuV/m dBuV dB/m dB dB cm deg 1 2340.67 53.54 74.00 -20.46 50.40 32.09 4.75 33.70 102 130 PEAK	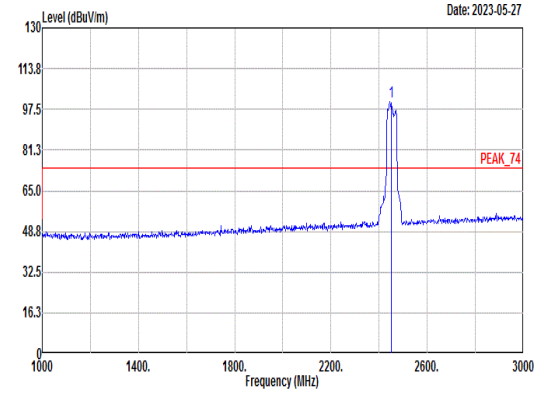 Site : 03CH03-SZ Condition: PEAK_74 3m ANT3117_0057 HORIZONTAL : RBW:1000.000kHz VBW:3000.000kHz Mode : 42 Setting : MCS0 power setting 10.5 Plane : Z with Accessories : #12 2Q37B1WF3J00BF Freq Level Limit Line Margin (dB) Read Level Ant Factor Cable Loss Preamp Factor APos TPos Remark MHz dBuV/m dBuV/m dBuV dB/m dB dB cm deg 1 2452.00 100.61 ------ ------ 97.03 32.35 4.87 33.64 102 130 PEAK
Avg	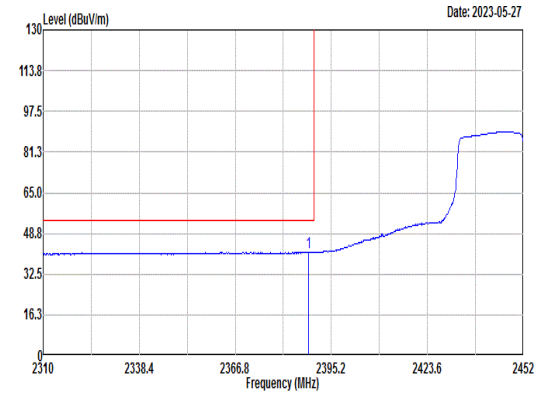 Site : 03CH03-SZ Condition: AVG_BE_54 3m ANT3117_0057 HORIZONTAL : RBW:1000.000kHz VBW:0.010kHz Mode : 42 Setting : MCS0 power setting 10.5 Plane : Z with Accessories : #12 2Q37B1WF3J00BF Freq Level Limit Line Margin (dB) Read Level Ant Factor Cable Loss Preamp Factor APos TPos Remark MHz dBuV/m dBuV/m dBuV dB/m dB dB cm deg 1 2388.53 41.44 54.00 -12.56 38.11 32.21 4.79 33.67 102 130 AVERAGE	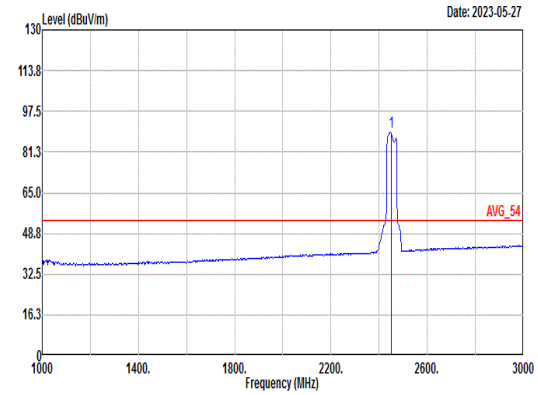 Site : 03CH03-SZ Condition: AVG_54 3m ANT3117_0057 HORIZONTAL : RBW:1000.000kHz VBW:0.010kHz Mode : 42 Setting : MCS0 power setting 10.5 Plane : Z with Accessories : #12 2Q37B1WF3J00BF Freq Level Limit Line Margin (dB) Read Level Ant Factor Cable Loss Preamp Factor APos TPos Remark MHz dBuV/m dBuV/m dBuV dB/m dB dB cm deg 1 2452.00 89.18 ------ ------ 85.58 32.36 4.87 33.63 102 130 AVERAGE

Mode	42	
	Band Edge - R	
	2400-2483.5_802.11 ax 40_CH9_Full_2452MHz	
ANT	1	
Pol.	Horizontal	Fundamental
Peak	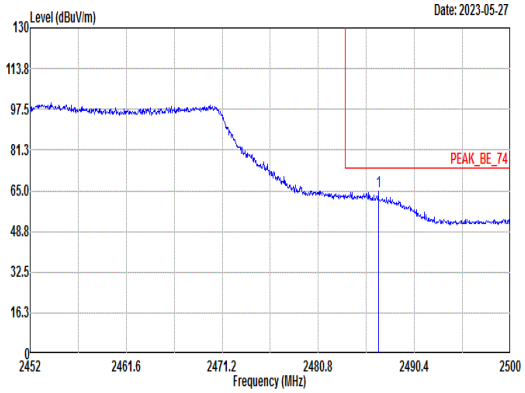 Site : 03CH03-SZ Condition: PEAK_BE_74 3m ANT3117_0057 HORIZONTAL : RBW:1000.000kHz VBW:3000.000kHz Mode : 42 Setting : MCS0 power setting 10.5 Plane : Z with Accessories : #12 2Q37B1WF3J00BF Freq Level Limit Line Margin (dB) Read Level Ant Factor Cable Loss Preamp Factor APos TPos Remark MHz dBuV/m dBuV/m dBuV dB/m dB dB cm deg 1 2486.80 64.70 74.00 -9.30 60.92 32.47 4.92 33.61 102 130 PEAK	Blank
Avg	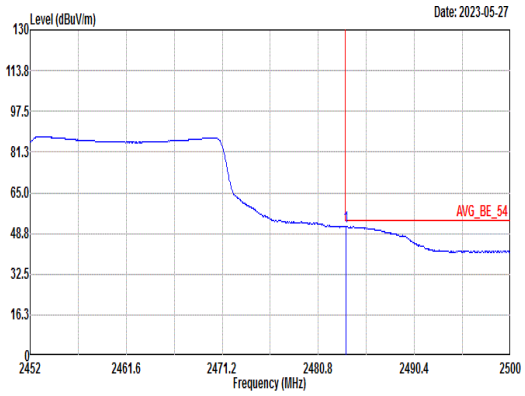 Site : 03CH03-SZ Condition: AVG_BE_54 3m ANT3117_0057 HORIZONTAL : RBW:1000.000kHz VBW:0.010kHz Mode : 42 Setting : MCS0 power setting 10.5 Plane : Z with Accessories : #12 2Q37B1WF3J00BF Freq Level Limit Line Margin (dB) Read Level Ant Factor Cable Loss Preamp Factor APos TPos Remark MHz dBuV/m dBuV/m dBuV dB/m dB dB cm deg 1 2483.54 51.66 54.00 -2.34 47.89 32.46 4.92 33.61 102 130 AVERAGE	Blank

Mode	42	
	Band Edge - L	
	2400-2483.5_802.11 ax 40_CH9_Full_2452MHz	
ANT	1	
Pol.	Vertical	Fundamental
Peak	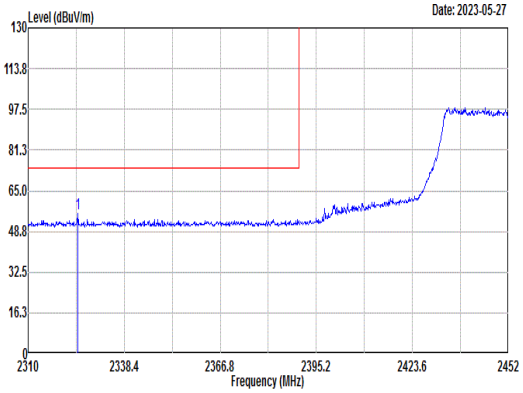 Site : 03CH03-SZ Condition: PEAK_BE_74 3m ANT3117_0057 VERTICAL : RBW:1000.000kHz VBW:3000.000kHz Mode : 42 Setting : MCS0 power setting 10.5 Plane : Z with Accessories : #12 2Q37B1WF3J00BF Freq Level Limit Line Margin (dB) Read Level Ant Factor Cable Loss Preamp Factor APos TPos Remark MHz dBuV/m dBuV/m dBuV dB/m dB dB cm deg 1 2324.77 55.82 74.00 -18.18 52.76 32.04 4.73 33.71 394 189 PEAK	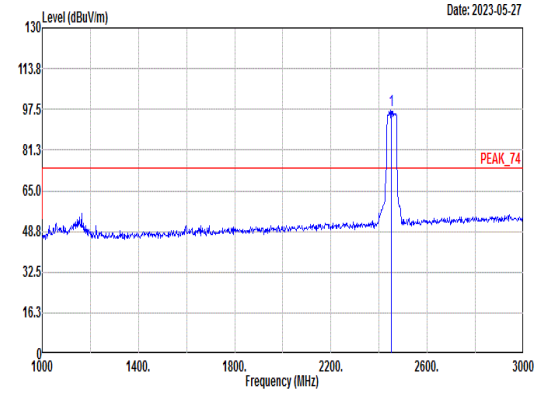 Site : 03CH03-SZ Condition: PEAK_74 3m ANT3117_0057 VERTICAL : RBW:1000.000kHz VBW:3000.000kHz Mode : 42 Setting : MCS0 power setting 10.5 Plane : Z with Accessories : #12 2Q37B1WF3J00BF Freq Level Limit Line Margin (dB) Read Level Ant Factor Cable Loss Preamp Factor APos TPos Remark MHz dBuV/m dBuV/m dBuV dB/m dB dB cm deg 1 2452.00 97.27 ------ ------ 93.67 32.36 4.87 33.63 394 189 PEAK
Avg	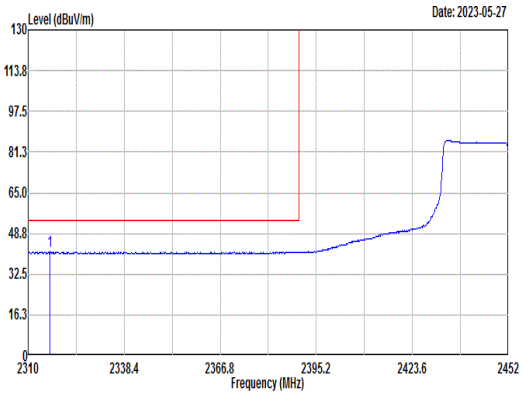 Site : 03CH03-SZ Condition: AVG_BE_54 3m ANT3117_0057 VERTICAL : RBW:1000.000kHz VBW:0.010kHz Mode : 42 Setting : MCS0 power setting 10.5 Plane : Z with Accessories : #12 2Q37B1WF3J00BF Freq Level Limit Line Margin (dB) Read Level Ant Factor Cable Loss Preamp Factor APos TPos Remark MHz dBuV/m dBuV/m dBuV dB/m dB dB cm deg 1 2316.53 41.45 54.00 -12.55 38.42 32.02 4.72 33.71 394 189 AVERAGE	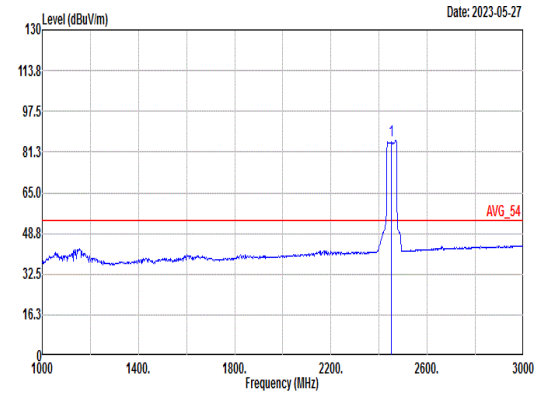 Site : 03CH03-SZ Condition: AVG_54 3m ANT3117_0057 VERTICAL : RBW:1000.000kHz VBW:0.010kHz Mode : 42 Setting : MCS0 power setting 10.5 Plane : Z with Accessories : #12 2Q37B1WF3J00BF Freq Level Limit Line Margin (dB) Read Level Ant Factor Cable Loss Preamp Factor APos TPos Remark MHz dBuV/m dBuV/m dBuV dB/m dB dB cm deg 1 2452.00 85.97 ------ ------ 82.27 32.42 4.90 33.62 394 189 AVERAGE

Mode	42	
	Band Edge - R	
	2400-2483.5_802.11 ax 40_CH9_Full_2452MHz	
ANT	1	
Pol.	Vertical	Fundamental
Peak	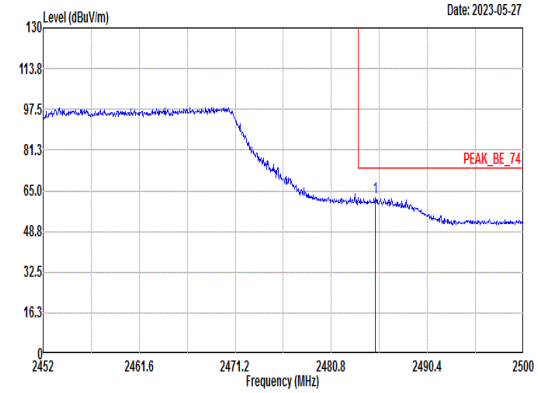 Site : 03CH03-SZ Condition: PEAK_BE_74 3m ANT3117_0057 VERTICAL : RBW:1000.000kHz VBW:3000.000kHz Mode : 42 Setting : MCS0 power setting 10.5 Plane : Z with Accessories : #12 2Q37B1WF3J00BF Freq Level Limit Line Margin (dB) Read Level Ant Factor Cable Loss Preamp Factor APos TPos Remark MHz dBuV/m dBuV/m dBuV dB/m dB dB cm deg 1 2485.22 62.31 74.00 -11.69 58.54 32.46 4.92 33.61 394 189 PEAK	Blank
Avg	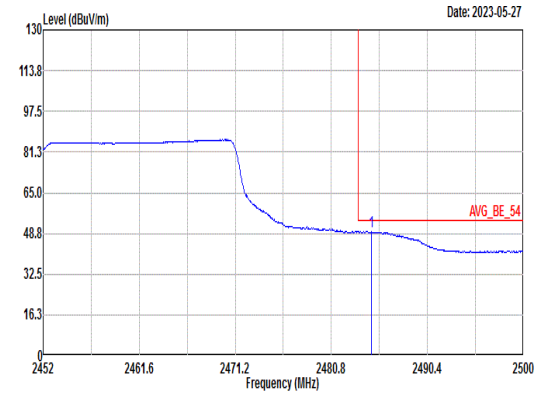 Site : 03CH03-SZ Condition: AVG_BE_54 3m ANT3117_0057 VERTICAL : RBW:1000.000kHz VBW:0.010kHz Mode : 42 Setting : MCS0 power setting 10.5 Plane : Z with Accessories : #12 2Q37B1WF3J00BF Freq Level Limit Line Margin (dB) Read Level Ant Factor Cable Loss Preamp Factor APos TPos Remark MHz dBuV/m dBuV/m dBuV dB/m dB dB cm deg 1 2484.83 49.57 54.00 -4.43 45.80 32.46 4.92 33.61 394 189 AVERAGE	Blank

Mode	42	
	Harmonic	
	2400-2483.5_802.11 ax 40_CH9_Full_2452MHz	
ANT	1	
Pol.	Horizontal	Vertical
Peak Avg	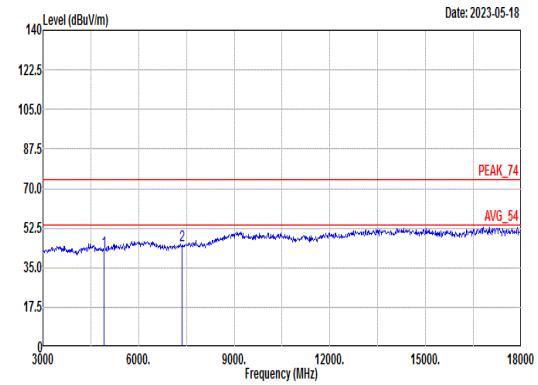 Site : 03CH03-SZ Condition: PEAK_74 3m ANT3117_0057 HORIZONTAL Project : 272102-02 Mode : 42 SN : #12 2Q37B1WF3J00BF Plane : Z with Accessories setting : MCS0 power setting 10.5 Freq Level Limit Line Over Limit Read Level Ant Factor Cable Loss Preamp Factor APos TPos Remark MHz dBuV/m dBuV/m dB dBuV dB/m dB dB cm deg 1 4904.00 42.25 74.00 -31.75 52.64 34.64 7.78 52.81 --- --- Peak 2 7356.00 44.75 74.00 -29.25 53.31 36.46 9.07 54.09 --- --- Peak	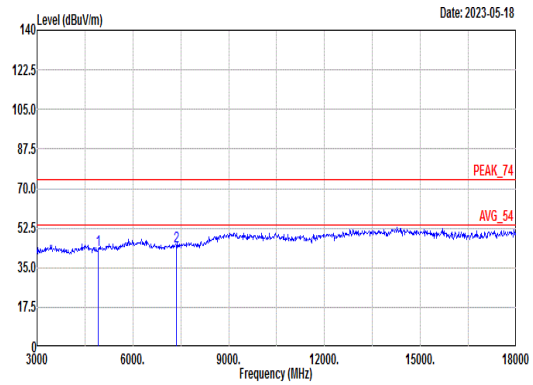 Site : 03CH03-SZ Condition: PEAK_74 3m ANT3117_0057 VERTICAL Project : 272102-02 Mode : 42 SN : #12 2Q37B1WF3J00BF Plane : Z with Accessories setting : MCS0 power setting 10.5 Freq Level Limit Line Over Limit Read Level Ant Factor Cable Loss Preamp Factor APos TPos Remark MHz dBuV/m dBuV/m dB dBuV dB/m dB dB cm deg 1 4904.00 42.68 74.00 -31.32 53.07 34.64 7.78 52.81 --- --- Peak 2 7356.00 44.48 74.00 -29.52 53.04 36.46 9.07 54.09 --- --- Peak

Mode	43	
	Band Edge - L	
	2400-2483.5_802.11 ax 40_CH10_Full_2457MHz	
ANT	1	
Pol.	Horizontal	Fundamental
Peak	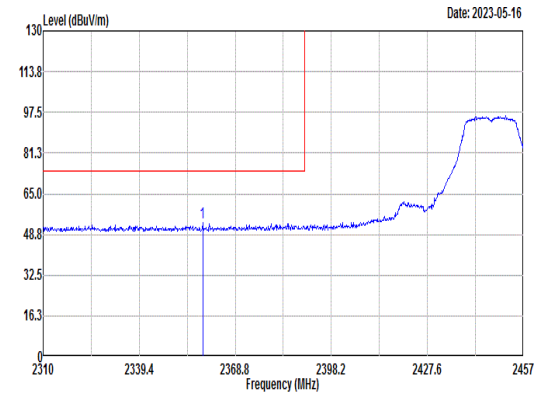 Site : 03CH03-SZ Condition: PEAK_BE_74 3m ANT3117_0057 HORIZONTAL : RBW:1000.000kHz VBW:3000.000kHz Mode : 43 Setting : MCS0 power setting 8 Plane : Z with Accessories : #9 2q37b1wf3j002z Freq Level Limit Line Margin (dB) Read Level Ant Factor Cable Loss Preamp Factor APos TPos Remark MHz dBuV/m dBuV/m dBuV dB/m dB dB cm deg 1 2358.80 53.24 74.00 -20.76 50.04 32.13 4.76 33.69 279 124 PEAK	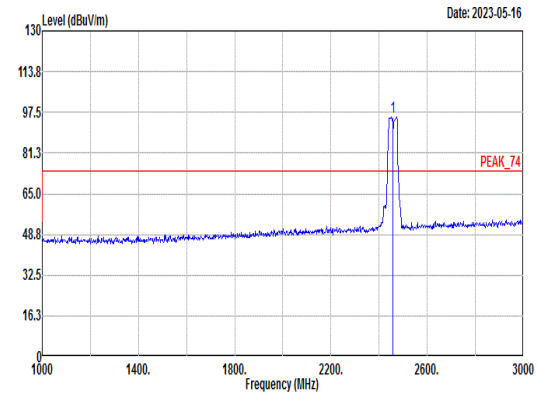 Site : 03CH03-SZ Condition: PEAK_74 3m ANT3117_0057 HORIZONTAL : RBW:1000.000kHz VBW:3000.000kHz Mode : 43 Setting : MCS0 power setting 8 Plane : Z with Accessories : #9 2q37b1wf3j002z Freq Level Limit Line Margin (dB) Read Level Ant Factor Cable Loss Preamp Factor APos TPos Remark MHz dBuV/m dBuV/m dBuV dB/m dB dB cm deg 1 2457.00 95.75 ------ ------ 92.04 32.43 4.90 33.62 279 124 PEAK
Avg	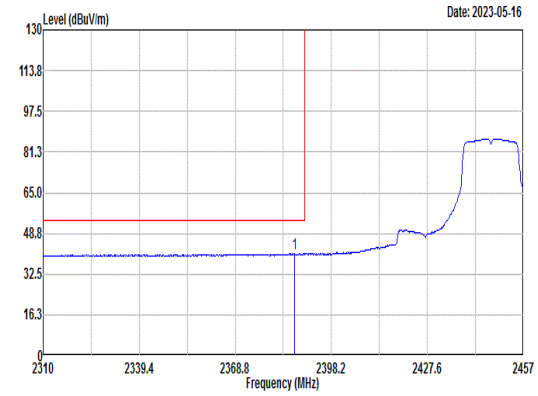 Site : 03CH03-SZ Condition: AVG_BE_54 3m ANT3117_0057 HORIZONTAL : RBW:1000.000kHz VBW:0.010kHz Mode : 43 Setting : MCS0 power setting 8 Plane : Z with Accessories : #9 2q37b1wf3j002z Freq Level Limit Line Margin (dB) Read Level Ant Factor Cable Loss Preamp Factor APos TPos Remark MHz dBuV/m dBuV/m dBuV dB/m dB dB cm deg 1 2386.88 40.90 54.00 -13.10 37.57 32.21 4.79 33.67 279 124 AVERAGE	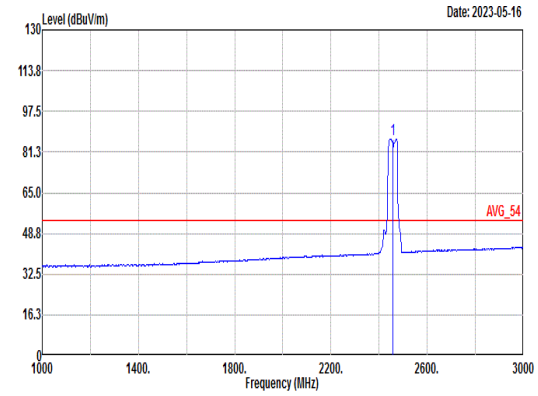 Site : 03CH03-SZ Condition: AVG_54 3m ANT3117_0057 HORIZONTAL : RBW:1000.000kHz VBW:0.010kHz Mode : 43 Setting : MCS0 power setting 8 Plane : Z with Accessories : #9 2q37b1wf3j002z Freq Level Limit Line Margin (dB) Read Level Ant Factor Cable Loss Preamp Factor APos TPos Remark MHz dBuV/m dBuV/m dBuV dB/m dB dB cm deg 1 2457.00 86.28 ------ ------ 82.68 32.36 4.87 33.63 279 124 AVERAGE

Mode	43	
	Band Edge - R	
	2400-2483.5_802.11 ax 40_CH10_Full_2457MHz	
ANT	1	
Pol.	Horizontal	Fundamental
Peak	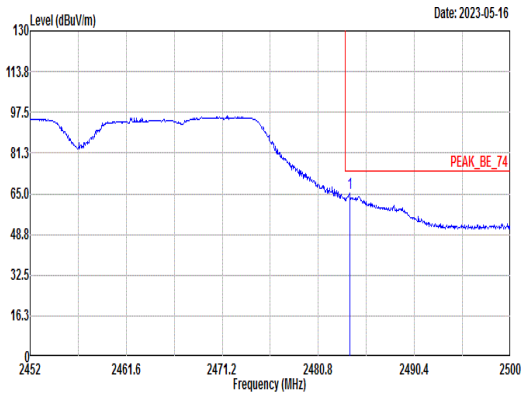 Site : 03CH03-SZ Condition: PEAK_BE_74 3m ANT3117_0057 HORIZONTAL : RBW:1000.000kHz VBW:3000.000kHz Mode : 43 Setting : MCS0 power setting 8 Plane : Z with Accessories : #9 2q37b1wf3j002z Freq Level Limit Line Margin (dB) Read Level Ant Factor Cable Loss Preamp Factor APos TPos Remark MHz dBuV/m dBuV/m dBuV dB/m dB dB cm deg 1 2483.92 65.47 74.00 -8.53 61.70 32.46 4.92 33.61 279 124 PEAK	Blank
Avg	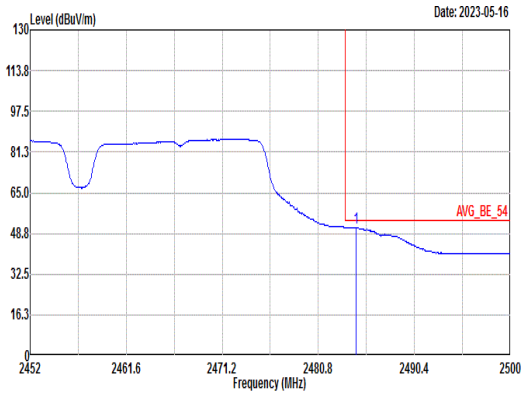 Site : 03CH03-SZ Condition: AVG_BE_54 3m ANT3117_0057 HORIZONTAL : RBW:1000.000kHz VBW:0.010kHz Mode : 43 Setting : MCS0 power setting 8 Plane : Z with Accessories : #9 2q37b1wf3j002z Freq Level Limit Line Margin (dB) Read Level Ant Factor Cable Loss Preamp Factor APos TPos Remark MHz dBuV/m dBuV/m dBuV dB/m dB dB cm deg 1 2484.59 51.24 54.00 -2.76 47.47 32.46 4.92 33.61 279 124 AVERAGE	Blank

Mode	43	
	Band Edge - L	
	2400-2483.5_802.11 ax 40_CH10_Full_2457MHz	
ANT	1	
Pol.	Vertical	Fundamental
Peak	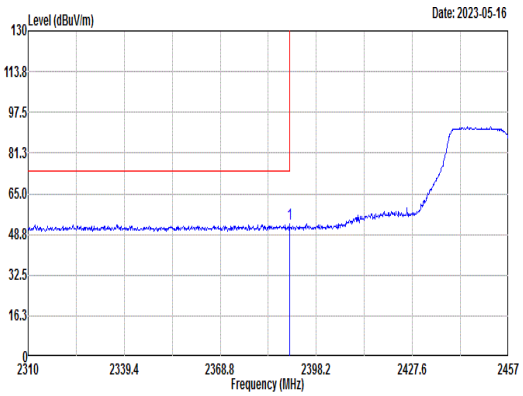 Site : 03CH03-SZ Condition: PEAK_BE_74 3m ANT3117_0057 VERTICAL : RBW:1000.000kHz VBW:3000.000kHz Mode : 43 Setting : MCS0 power setting 8 Plane : Z with Accessories : #9 2q37b1wf3j002z Freq Level Limit Line Margin (dB) Read Level Ant Factor Cable Loss Preamp Factor APos TPos Remark MHz dBuV/m dBuV/m dBuV dB/m dB dB cm deg 1 2389.97 53.00 74.00 -21.00 49.66 32.21 4.80 33.67 388 155 PEAK	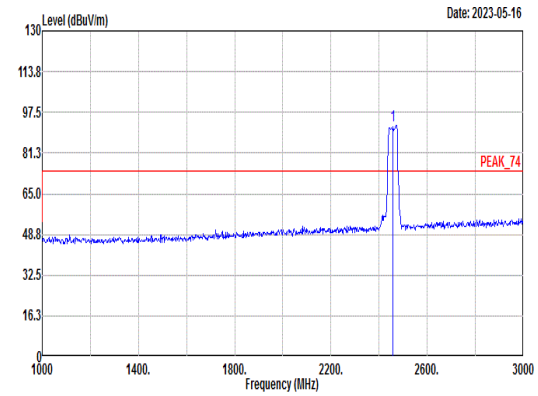 Site : 03CH03-SZ Condition: PEAK_74 3m ANT3117_0057 VERTICAL : RBW:1000.000kHz VBW:3000.000kHz Mode : 43 Setting : MCS0 power setting 8 Plane : Z with Accessories : #9 2q37b1wf3j002z Freq Level Limit Line Margin (dB) Read Level Ant Factor Cable Loss Preamp Factor APos TPos Remark MHz dBuV/m dBuV/m dBuV dB/m dB dB cm deg 1 2457.00 92.39 ------ ------ 88.68 32.43 4.90 33.62 388 155 PEAK
Avg	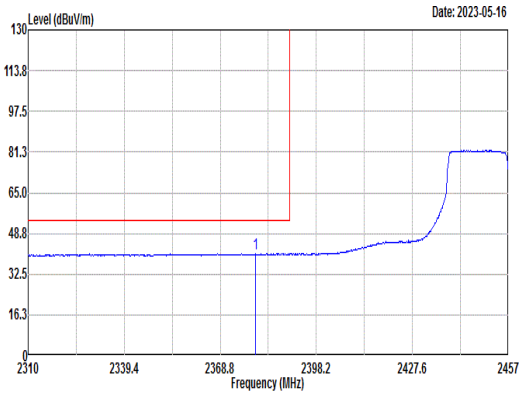 Site : 03CH03-SZ Condition: AVG_BE_54 3m ANT3117_0057 VERTICAL : RBW:1000.000kHz VBW:0.010kHz Mode : 43 Setting : MCS0 power setting 8 Plane : Z with Accessories : #9 2q37b1wf3j002z Freq Level Limit Line Margin (dB) Read Level Ant Factor Cable Loss Preamp Factor APos TPos Remark MHz dBuV/m dBuV/m dBuV dB/m dB dB cm deg 1 2379.68 40.67 54.00 -13.33 37.36 32.19 4.79 33.67 388 155 AVERAGE	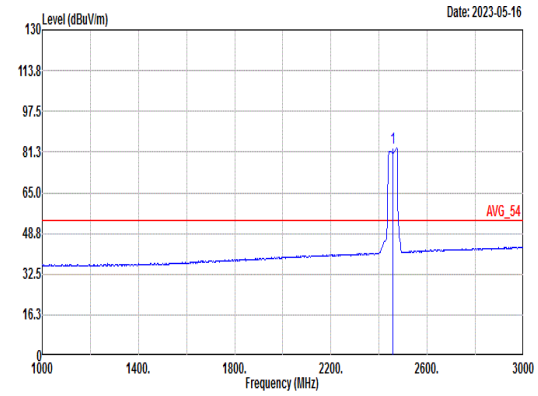 Site : 03CH03-SZ Condition: AVG_54 3m ANT3117_0057 VERTICAL : RBW:1000.000kHz VBW:0.010kHz Mode : 43 Setting : MCS0 power setting 8 Plane : Z with Accessories : #9 2q37b1wf3j002z Freq Level Limit Line Margin (dB) Read Level Ant Factor Cable Loss Preamp Factor APos TPos Remark MHz dBuV/m dBuV/m dBuV dB/m dB dB cm deg 1 2457.00 82.89 ------ ------ 79.17 32.43 4.91 33.62 388 155 AVERAGE

Mode	43	
	Band Edge - R	
	2400-2483.5_802.11 ax 40_CH10_Full_2457MHz	
ANT	1	
Pol.	Vertical	Fundamental
Peak	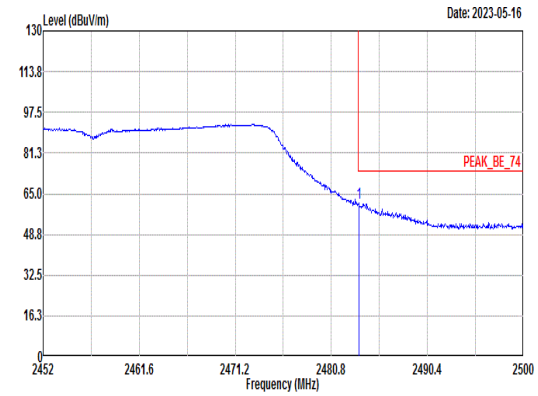 Site : 03CH03-SZ Condition: PEAK_BE_74 3m ANT3117_0057 VERTICAL : RBW:1000.000kHz VBW:3000.000kHz Mode : 43 Setting : MCS0 power setting 8 Plane : Z with Accessories : #9 2q37b1wf3j002z Freq Level Limit Line Margin (dB) Read Level Ant Factor Cable Loss Preamp Factor APos TPos Remark MHz dBuV/m dBuV/m dBuV dB/m dB dB cm deg 1 2483.54 61.11 74.00 -12.89 57.34 32.46 4.92 33.61 388 155 PEAK	Blank
Avg	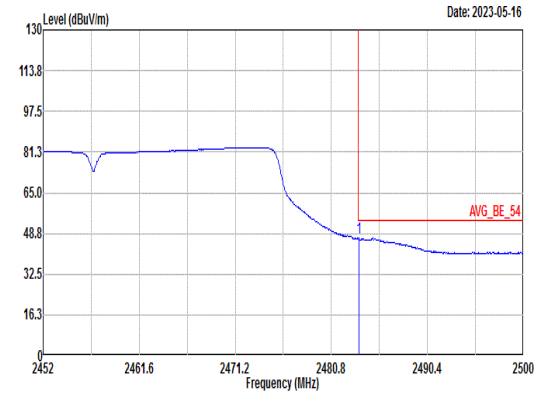 Site : 03CH03-SZ Condition: AVG_BE_54 3m ANT3117_0057 VERTICAL : RBW:1000.000kHz VBW:0.010kHz Mode : 43 Setting : MCS0 power setting 8 Plane : Z with Accessories : #9 2q37b1wf3j002z Freq Level Limit Line Margin (dB) Read Level Ant Factor Cable Loss Preamp Factor APos TPos Remark MHz dBuV/m dBuV/m dBuV dB/m dB dB cm deg 1 2483.58 46.87 54.00 -7.13 43.10 32.46 4.92 33.61 388 155 AVERAGE	Blank

Mode	43	
	Harmonic	
	2400-2483.5_802.11 ax 40_CH10_Full_2457MHz	
ANT	1	
Pol.	Horizontal	Vertical
Peak Avg	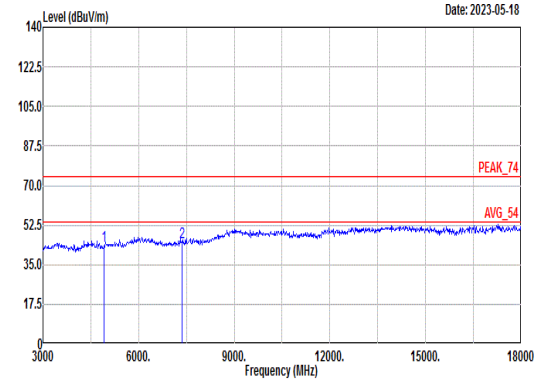 Site : 03CH03-SZ Condition: PEAK_74 3m ANT3117_0057 HORIZONTAL Project : 272102-02 Mode : 43 SN : #9 2q37b1wf3j002z Plane : Z with Accessories setting : MCS0 power setting 8 Freq Level Limit Line Margin (dB) Read Level Ant Factor Cable Loss Preamp Factor APos TPos Remark MHz dBuV/m dBuV/m dBuV dB/m dB dB cm deg 1 4914.00 43.28 74.00 -30.72 53.66 34.63 7.79 52.80 --- --- Peak 2 7371.00 44.66 74.00 -29.34 53.15 36.47 9.12 54.08 --- --- Peak	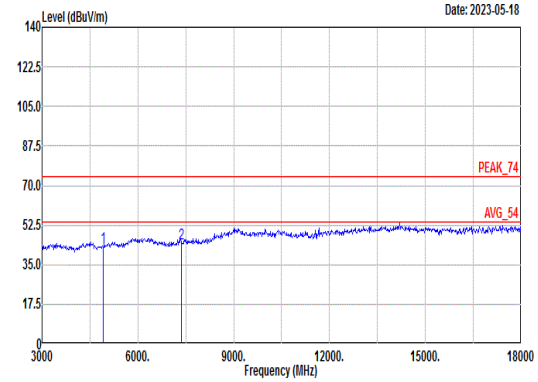 Site : 03CH03-SZ Condition: PEAK_74 3m ANT3117_0057 VERTICAL Project : 272102-02 Mode : 43 SN : #9 2q37b1wf3j002z Plane : Z with Accessories setting : MCS0 power setting 8 Freq Level Limit Line Margin (dB) Read Level Ant Factor Cable Loss Preamp Factor APos TPos Remark MHz dBuV/m dBuV/m dBuV dB/m dB dB cm deg 1 4914.00 42.92 74.00 -31.08 53.30 34.63 7.79 52.80 --- --- Peak 2 7371.00 44.54 74.00 -29.46 53.03 36.47 9.12 54.08 --- --- Peak

Mode	44	
	Band Edge - L	
	2400-2483.5_802.11 ax 40_CH11_Full_2462MHz	
ANT	1	
Pol.	Horizontal	Fundamental
Peak	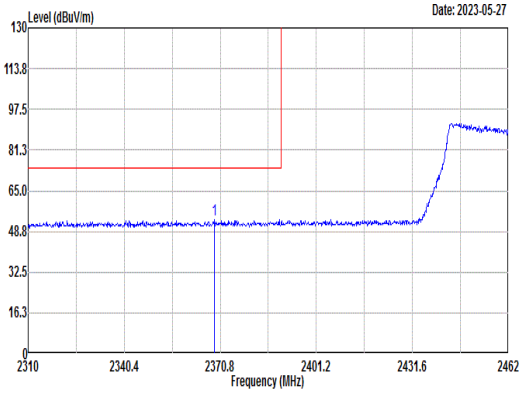 Site : 03CH03-SZ Condition: PEAK_BE_74 3m ANT3117_0057 HORIZONTAL : RBW:1000.000kHz VBW:3000.000kHz Mode : 44 Setting : MCS0 power setting -1 Plane : Z with Accessories : #12 2Q37B1WF3J00BF Freq Level Limit Line Margin (dB) Read Level Ant Factor Cable Loss Preamp Factor APos TPos Remark MHz dBuV/m dBuV/m dBuV dB/m dB dB cm deg 1 2368.82 53.61 74.00 -20.39 50.36 32.16 4.77 33.68 200 138 PEAK	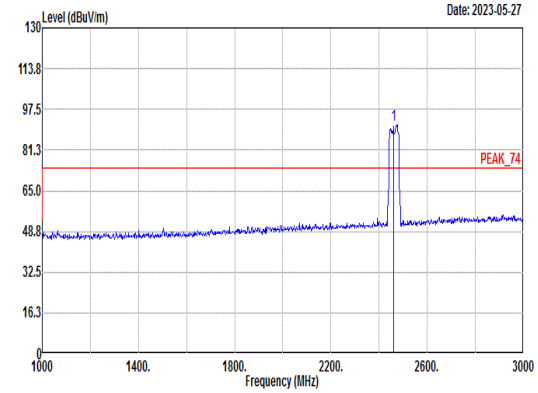 Site : 03CH03-SZ Condition: PEAK_74 3m ANT3117_0057 HORIZONTAL : RBW:1000.000kHz VBW:3000.000kHz Mode : 44 Setting : MCS0 power setting -1 Plane : Z with Accessories : #12 2Q37B1WF3J00BF Freq Level Limit Line Margin (dB) Read Level Ant Factor Cable Loss Preamp Factor APos TPos Remark MHz dBuV/m dBuV/m dBuV dB/m dB dB cm deg 1 2462.00 91.45 ------ ------ 87.74 32.43 4.90 33.62 200 138 PEAK
Avg	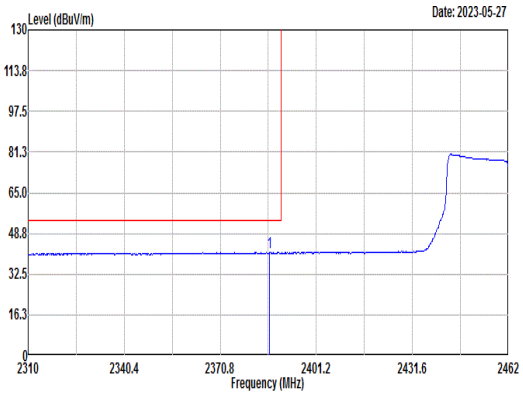 Site : 03CH03-SZ Condition: AVG_BE_54 3m ANT3117_0057 HORIZONTAL : RBW:1000.000kHz VBW:0.010kHz Mode : 44 Setting : MCS0 power setting -1 Plane : Z with Accessories : #12 2Q37B1WF3J00BF Freq Level Limit Line Margin (dB) Read Level Ant Factor Cable Loss Preamp Factor APos TPos Remark MHz dBuV/m dBuV/m dBuV dB/m dB dB cm deg 1 2386.30 41.17 54.00 -12.83 37.85 32.20 4.79 33.67 200 138 AVERAGE	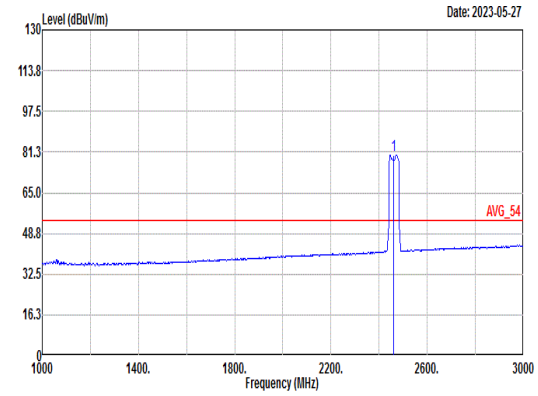 Site : 03CH03-SZ Condition: AVG_54 3m ANT3117_0057 HORIZONTAL : RBW:1000.000kHz VBW:0.010kHz Mode : 44 Setting : MCS0 power setting -1 Plane : Z with Accessories : #12 2Q37B1WF3J00BF Freq Level Limit Line Margin (dB) Read Level Ant Factor Cable Loss Preamp Factor APos TPos Remark MHz dBuV/m dBuV/m dBuV dB/m dB dB cm deg 1 2462.00 80.16 ------ ------ 76.44 32.43 4.91 33.62 200 138 AVERAGE

Mode	44	
	Band Edge - R	
	2400-2483.5_802.11 ax 40_CH11_Full_2462MHz	
ANT	1	
Pol.	Horizontal	Fundamental
Peak	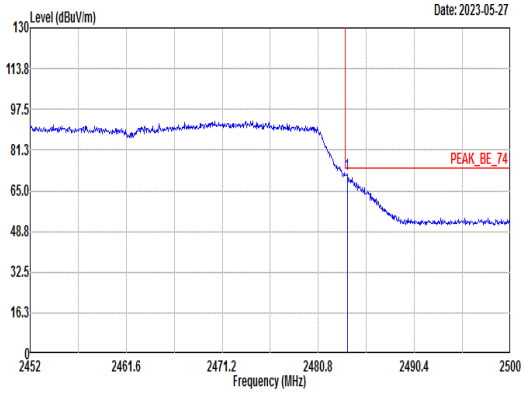 Site : 03CH03-SZ Condition: PEAK_BE_74 3m ANT3117_0057 HORIZONTAL : RBW:1000.000kHz VBW:3000.000kHz Mode : 44 Setting : MCS0 power setting -1 Plane : Z with Accessories : #12 2Q37B1WF3J00BF Freq Level Limit Line Margin (dB) Read Level Ant Factor Cable Loss Preamp Factor APos TPos Remark MHz dBuV/m dBuV/m dBuV dB/m dB dB cm deg 1 2483.68 71.57 74.00 -2.43 67.80 32.46 4.92 33.61 200 138 PEAK	Blank
Avg	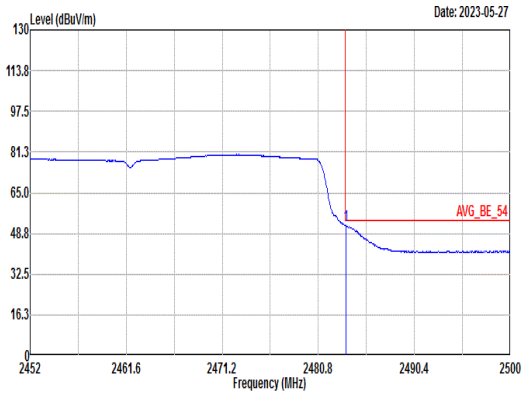 Site : 03CH03-SZ Condition: AVG_BE_54 3m ANT3117_0057 HORIZONTAL : RBW:1000.000kHz VBW:0.010kHz Mode : 44 Setting : MCS0 power setting -1 Plane : Z with Accessories : #12 2Q37B1WF3J00BF Freq Level Limit Line Margin (dB) Read Level Ant Factor Cable Loss Preamp Factor APos TPos Remark MHz dBuV/m dBuV/m dBuV dB/m dB dB cm deg 1 2483.54 51.81 54.00 -2.19 48.04 32.46 4.92 33.61 200 138 AVERAGE	Blank

Mode	44	
	Band Edge - L	
	2400-2483.5_802.11 ax 40_CH11_Full_2462MHz	
ANT	1	
Pol.	Vertical	Fundamental
Peak	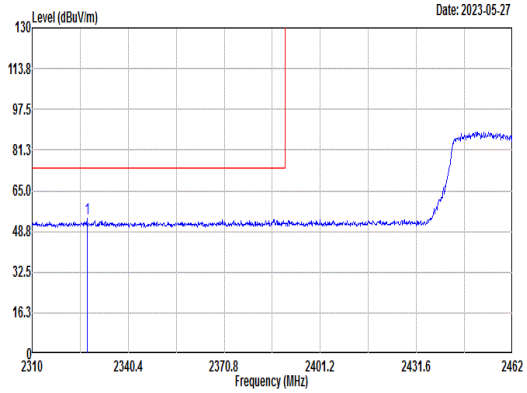 Site : 03CH03-SZ Condition: PEAK_BE_74 3m ANT3117_0057 VERTICAL : RBW:1000.000kHz VBW:3000.000kHz Mode : 44 Setting : MCS0 power setting -1 Plane : Z with Accessories : #12 2Q37B1WF3J00BF Freq Level Limit Line Margin (dB) Read Level Ant Factor Cable Loss Preamp Factor APos TPos Remark MHz dBuV/m dBuV/m dBuV dB/m dB dB cm deg 1 2327.33 53.85 74.00 -20.15 50.78 32.05 4.73 33.71 323 171 PEAK	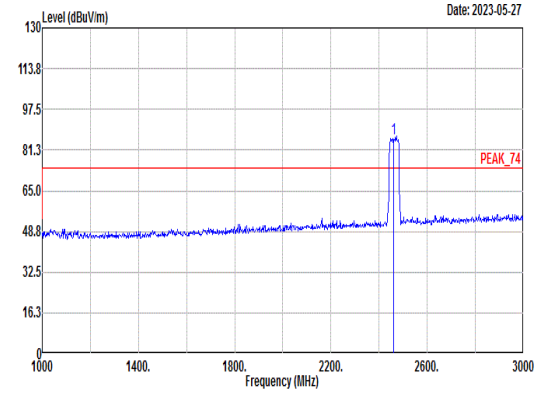 Site : 03CH03-SZ Condition: PEAK_74 3m ANT3117_0057 VERTICAL : RBW:1000.000kHz VBW:3000.000kHz Mode : 44 Setting : MCS0 power setting -1 Plane : Z with Accessories : #12 2Q37B1WF3J00BF Freq Level Limit Line Margin (dB) Read Level Ant Factor Cable Loss Preamp Factor APos TPos Remark MHz dBuV/m dBuV/m dBuV dB/m dB dB cm deg 1 2462.00 85.90 ------ ------ 82.19 32.43 4.90 33.62 323 171 PEAK
Avg	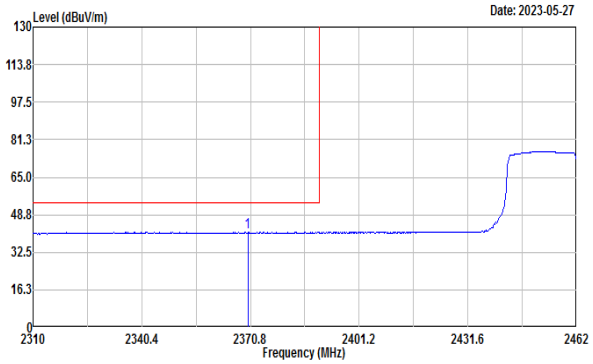 Site : 03CH03-SZ Condition: AVG_BE_54 3m ANT3117_0057 VERTICAL : RBW:1000.000kHz VBW:0.010kHz Mode : 44 Setting : MCS0 power setting -1 Plane : Z with Accessories : #12 2Q37B1WF3J00BF Freq Level Limit Line Margin (dB) Read Level Ant Factor Cable Loss Preamp Factor APos TPos Remark MHz dBuV/m dBuV/m dBuV dB/m dB dB cm deg 1 2370.04 41.31 54.00 -12.69 38.05 32.16 4.78 33.68 323 171 AVERAGE	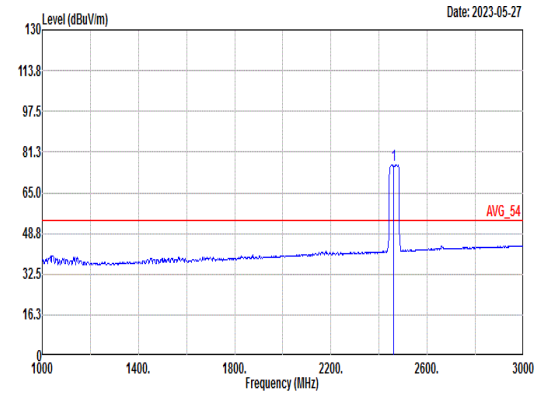 Site : 03CH03-SZ Condition: AVG_54 3m ANT3117_0057 VERTICAL : RBW:1000.000kHz VBW:0.010kHz Mode : 44 Setting : MCS0 power setting -1 Plane : Z with Accessories : #12 2Q37B1WF3J00BF Freq Level Limit Line Margin (dB) Read Level Ant Factor Cable Loss Preamp Factor APos TPos Remark MHz dBuV/m dBuV/m dBuV dB/m dB dB cm deg 1 2462.00 76.05 ------ ------ 72.44 32.37 4.87 33.63 323 171 AVERAGE

Mode	44	
	Band Edge - R	
	2400-2483.5_802.11 ax 40_CH11_Full_2462MHz	
ANT	1	
Pol.	Vertical	Fundamental
Peak	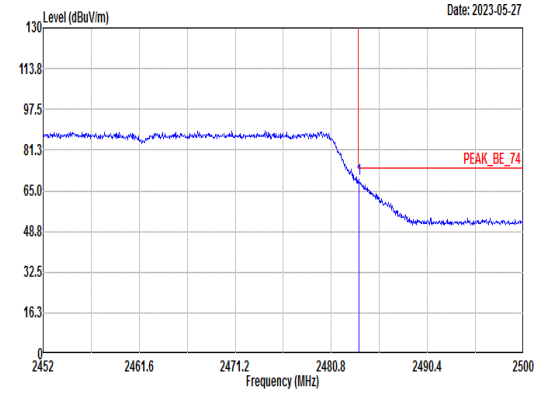 Site : 03CH03-SZ Condition: PEAK_BE_74 3m ANT3117_0057 VERTICAL : RBW:1000.000kHz VBW:3000.000kHz Mode : 44 Setting : MCS0 power setting -1 Plane : Z with Accessories : #12 2Q37B1WF3J00BF Freq Level Limit Line Margin (dB) Read Level Ant Factor Cable Loss Preamp Factor APos TPos Remark MHz dBuV/m dBuV/m dBuV dB/m dB dB cm deg 1 2483.54 69.58 74.00 -4.42 65.81 32.46 4.92 33.61 323 171 PEAK	Blank
Avg	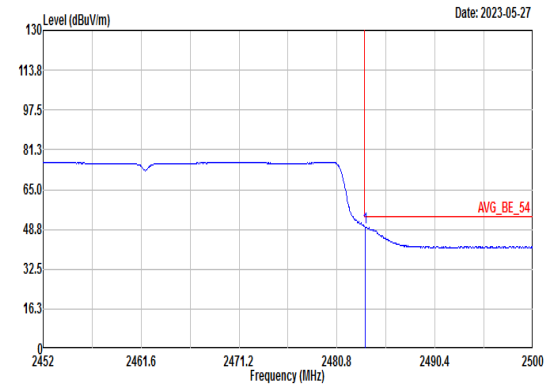 Site : 03CH03-SZ Condition: AVG_BE_54 3m ANT3117_0057 VERTICAL : RBW:1000.000kHz VBW:0.010kHz Mode : 44 Setting : MCS0 power setting -1 Plane : Z with Accessories : #12 2Q37B1WF3J00BF Freq Level Limit Line Margin (dB) Read Level Ant Factor Cable Loss Preamp Factor APos TPos Remark MHz dBuV/m dBuV/m dBuV dB/m dB dB cm deg 1 2483.54 49.74 54.00 -4.26 45.97 32.46 4.92 33.61 323 171 AVERAGE	Blank

Mode	44	
	Harmonic	
	2400-2483.5_802.11 ax 40_CH11_Full_2462MHz	
ANT	1	
Pol.	Horizontal	Vertical
Peak Avg	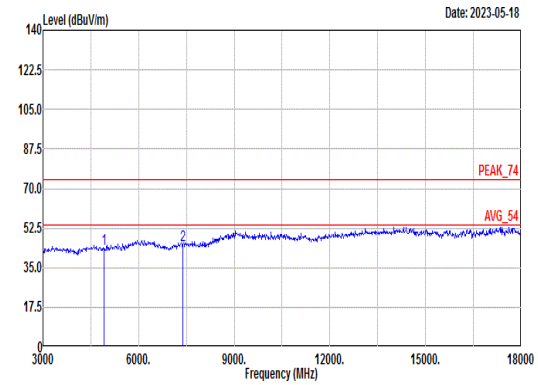 Site : 03CH03-SZ Condition: PEAK_74 3m ANT3117_0057 HORIZONTAL Project : 272102-02 Mode : 44 SN : #9 2q37b1wf3j002z Plane : Z with Accessories setting : MCS0 power setting -1 Freq Level Limit Line Margin (dB) Read Level Ant Factor Cable Loss Preamp Factor APos TPos Remark MHz dBuV/m dBuV/m dBuV dB/m dB dB cm deg 1 4924.00 43.21 74.00 -30.79 53.58 34.63 7.79 52.79 --- --- Peak 2 7386.00 44.66 74.00 -29.34 53.07 36.49 9.17 54.07 --- --- Peak	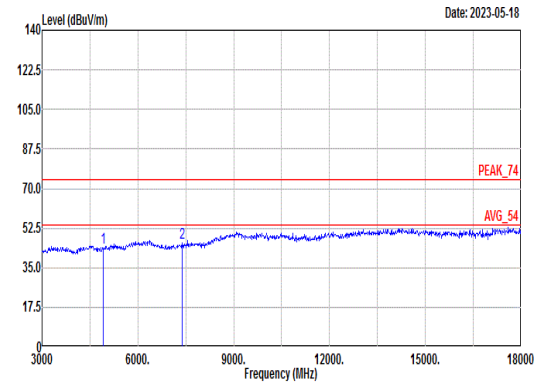 Site : 03CH03-SZ Condition: PEAK_74 3m ANT3117_0057 VERTICAL Project : 272102-02 Mode : 44 SN : #9 2q37b1wf3j002z Plane : Z with Accessories setting : MCS0 power setting -1 Freq Level Limit Line Margin (dB) Read Level Ant Factor Cable Loss Preamp Factor APos TPos Remark MHz dBuV/m dBuV/m dBuV dB/m dB dB cm deg 1 4924.00 43.78 74.00 -30.22 54.15 34.63 7.79 52.79 --- --- Peak 2 7386.00 46.21 74.00 -27.79 54.62 36.49 9.17 54.07 --- --- Peak

47	
LF	
802.11 g	
1	
Horizontal	**Vertical**

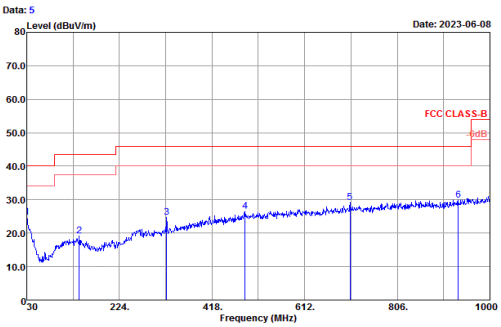

Site : 03CH03-SZ
Condition : FCC CLASS-B 3m LF_ANT35408 HORIZONTAL
Mode : 47
Plane : Z with Accessories
: #26 2Q37B2DF47004P

	Freq	Level	Over Limit	Limit Line	ReadAntenna Level	Antenna Factor	Cable Loss	Preamp Factor	A/Pos	T/Pos	Remark
	MHz	dBuV/m	dB	dBuV/m	dBuV	dB/m	dB	dB	cm	deg	
1	30.00	24.74	-15.26	40.00	31.21	24.90	0.53	31.90	---	---	Peak
2	139.61	19.21	-24.29	43.50	31.88	17.60	1.21	31.48	---	---	Peak
3	322.94	24.76	-21.24	46.00	34.08	19.88	1.88	31.08	---	---	Peak
4	486.87	26.41	-19.59	46.00	31.41	23.53	2.30	30.83	---	---	Peak
5	707.06	29.12	-16.88	46.00	32.06	25.19	2.77	30.90	---	---	Peak
6	934.04	29.82	-16.18	46.00	30.50	27.01	3.21	30.90	---	---	Peak

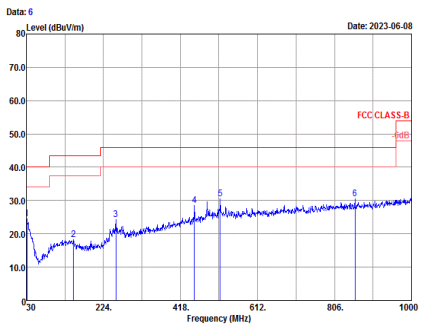

Site : 03CH03-SZ
Condition : FCC CLASS-B 3m LF_ANT35408 VERTICAL
Mode : 47
Plane : Z with Accessories
: #26 2Q37B2DF47004P

	Freq	Level	Over Limit	Limit Line	ReadAntenna Level	Antenna Factor	Cable Loss	Preamp Factor	A/Pos	T/Pos	Remark
	MHz	dBuV/m	dB	dBuV/m	dBuV	dB/m	dB	dB	cm	deg	
1	30.97	24.47	-15.53	40.00	31.39	24.37	0.54	31.83	---	---	Peak
2	148.34	18.26	-25.24	43.50	31.43	17.00	1.24	31.41	---	---	Peak
3	255.04	24.23	-21.77	46.00	34.58	19.18	1.66	31.19	---	---	Peak
4	452.92	28.54	-17.46	46.00	34.36	22.86	2.21	30.89	---	---	Peak
5	517.91	30.64	-15.36	46.00	35.13	23.97	2.38	30.84	---	---	Peak
6	857.41	30.62	-15.38	46.00	31.99	26.57	3.07	31.01	---	---	Peak

Appendix D. Duty Cycle Plots

Band	Duty Cycle(%)	T(ms)	1/T(kHz)	VBW Setting
802.11b	100	-	-	10Hz
802.11g	98.97	-	-	10Hz
802.11ax HE20	100	-	-	10Hz
802.11ax HE40	100	-	-	10Hz

802.11b

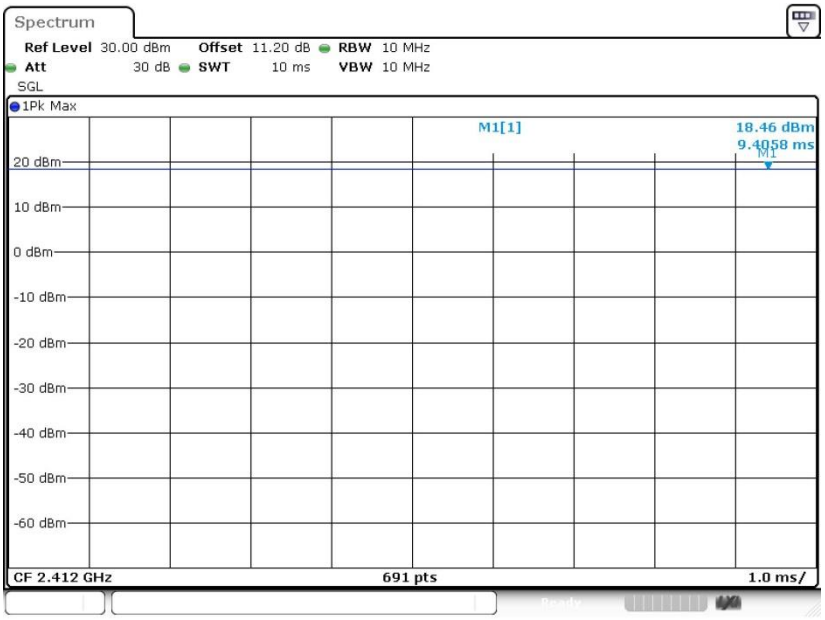

802.11g

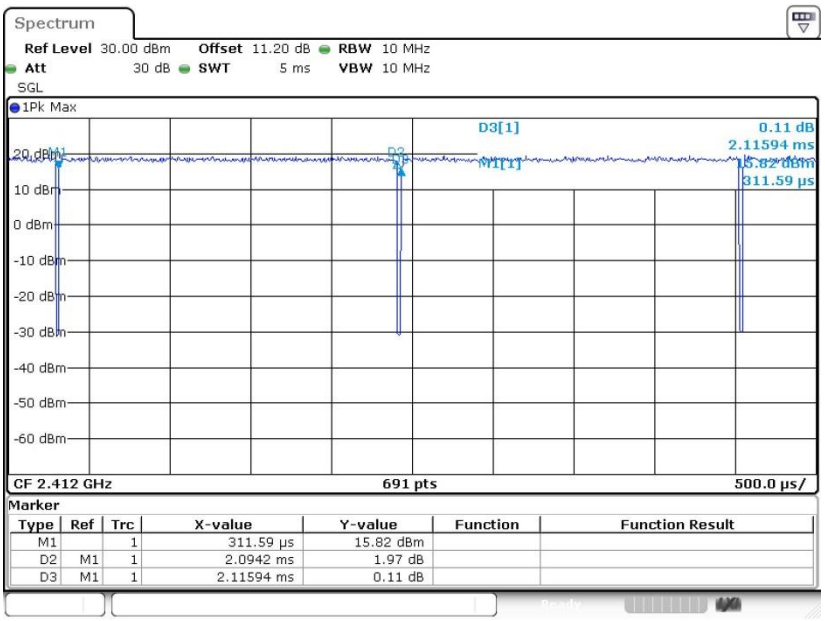

802.11ax HE20

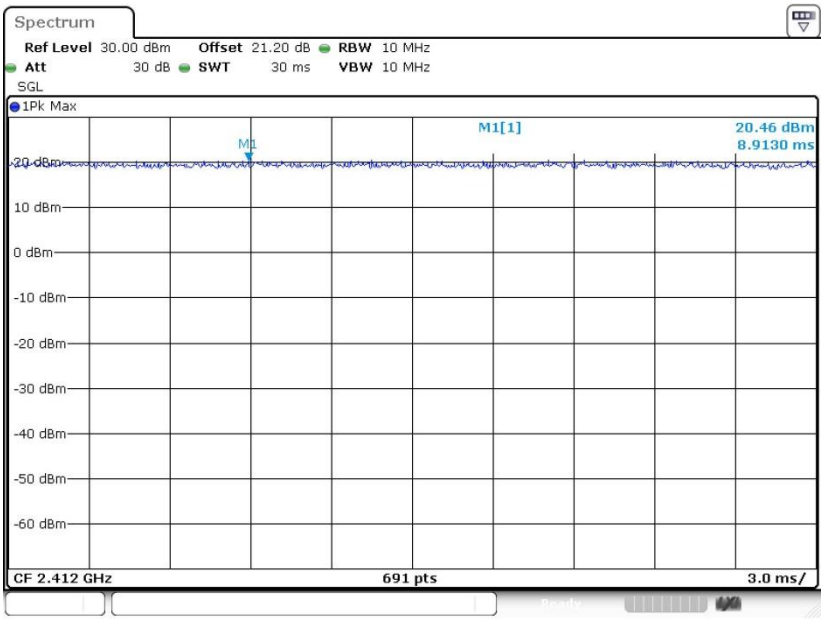
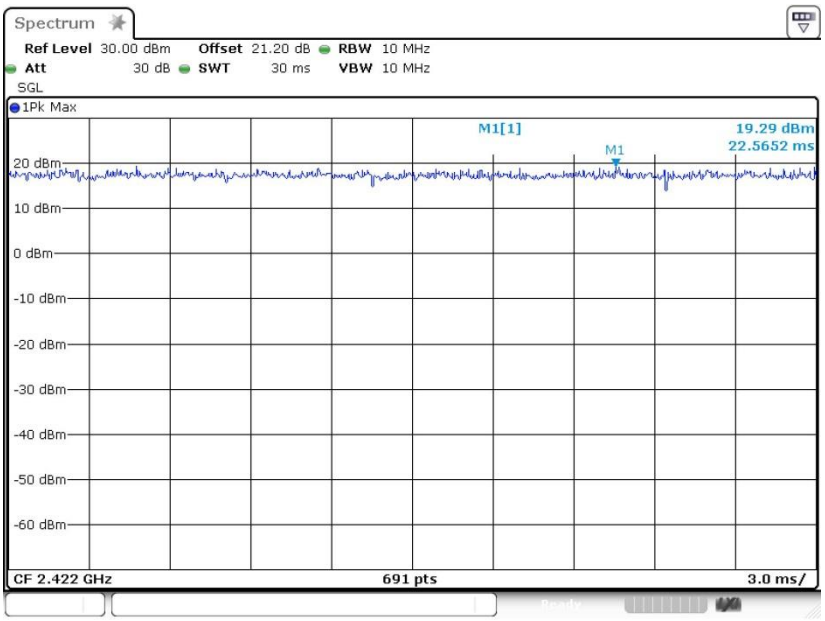
802.11ax HE40