










IDENTIFICATION LABEL:

PROPOSED FCC ID LABEL

The FCC ID shall be permanently affixed in the rear side of the equipment



And the FCC ID shall be stated on the package box

<p>Distributed by DS Global Inc 1177 N. Red Gum St., Anaheim CA 92806, USA</p> <p>Product: EDUCATIONAL TOYS MODEL: ROBOTORI CODING PLUS FCC ID: 2AYLR-ROBOTORI-LNS Main Material: ABS Resin Manufactured by Life & Science Co., Ltd Address: 17 Gil 53, Maecheon ro, Buk gu, Daegu city, Korea</p> <p>Battery's not included("AA" Size)</p>	<p>Battery Safety Information</p> <ol style="list-style-type: none"> 1. Check +, - as you put in batteries. 2. Do not use old & new batteries at the same time. 3. Don't forget to always charge batteries with an adult. 4. Do not charge non-rechargeable batteries such as Alkaline Battery. 5. Store batteries separately if you do not use them for a long time. 6. Do not put batteries on a fire to prevent explosion. 7. Be careful not to make a short. 	<p>At first, you may feel that the connecting of freeCell is a little bit tight. But it will soon be easier to assemble each part after jointing and disjoints multiple times. After learning how to joint & disjoint, it can be easier to assemble.</p>	<p> Apple®IOS  Android  Bluetooth® V4.0</p>
<p> WARNING CHOKING HAZARD-Small parts. Not for Children under 6years (Do not swallow small parts.)</p>	<p>  </p> <p>B365L001-0001A A113242</p>	<p>Detailed instructions and customer service is available on the ROBOTORI website</p> <p> WEB SUPPORT www.robotori.com</p>	<p> 8 809405 101426</p>

Authorized Person -

Print Name: DongGeun Song

Date: January 15, 2021



Signature: