

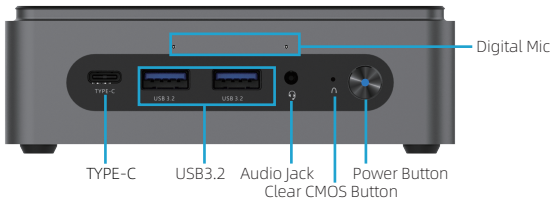
N105

简易指南

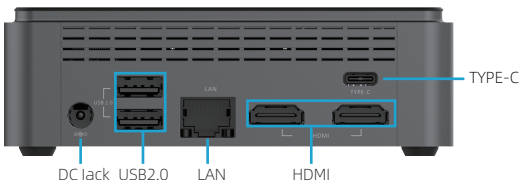


3.IO接口


前面板接口



后面板接口



左面板接口



- TYPE-C: TYPE-C连接端口
- USB3.2: USB3.2连接端口
- Audio Jack: 耳机插孔
- Digital Mic: 数字麦克风
- Clear CMOS Button: 清除CMOS开关
- Power Button: 电源开关键
- DC Jack: DC电源接口
- USB 2.0: USB2.0连接端口
- LAN: RJ-45网络接口
- HDMI: 高清晰度多媒体显示接口
- Kensington Lock: 防盗锁插孔



根据中华人民共和国信息产业部发布的《电子信息产品污染控制管理办法》所展开的 SJ/T11364-2014 标准要求，本产品污染控制标识以及有毒有害物质或元素标识说明如下：

产品有毒有害物质或元素标识：

产品中有毒有害物质或元素的名称及含量

部件名称	有毒有害物质或元素					
	铅(Pb)	汞(Hg)	镉(Cd)	六价铬(Cr(VI))	多溴联苯(PBB)	多溴二苯醚(PBDE)
PCB板	X	O	O	O	O	O
结构件	O	O	O	O	O	O
芯片	O	O	O	O	O	O
连接器	O	O	O	O	O	O
被动电子元件	X	O	O	O	O	O
焊接金属	X	O	O	O	O	O
线材	O	O	O	O	O	O
其他耗材	O	O	O	O	O	O

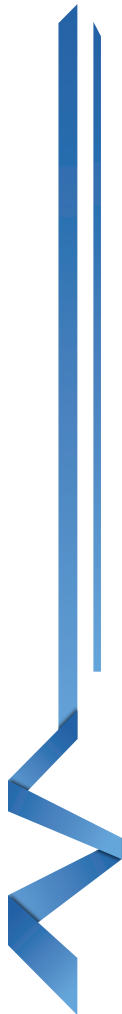
O:表示该有毒有害物质在该部件所有均质材料中的含量均在 GB/T 26572 标准规定的限量要求以下。

X:表示该有毒有害物质至少在部件的某一均质材料中的含量超出 GB/T 26572 标准规定的限量要求。

备注：X位置的铅的含量超出 GB/T 26572 标准规定的限量要求，但符合欧盟 RoHS 指令的豁免条款。

N105

Simple User's Guide



1.Package Checklist

Thank you for choosing our products.

Before using your product, please make sure your packaging is complete, if there have been damaged or you find any shortage, please contact your dealer as soon as possible.

The Machine x 1 Simple User's Guide x 1

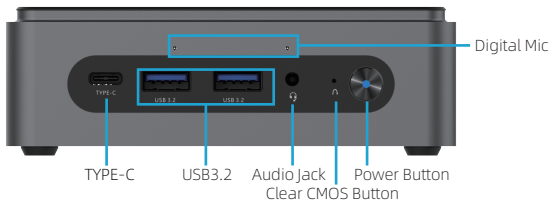
Power Adapter x 1

2.Product Configuration

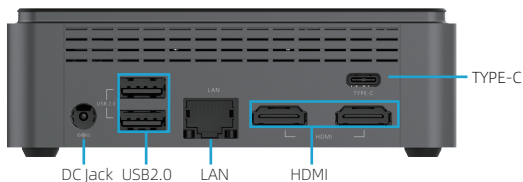
CPU	- Intel® Adler Lake-P Core™ Processors CPU, Max TDP 28W
Graphics	- Intel® Iris Xe Graphics for I7/I5 CPU - Intel® UHD Graphics for i3/Celeron CPU
Memory	- 2 x SO-DIMM DDR4 3200 MHz Max 64GB
Storage	- 1 x M.2 2280 KEY-M, Support NVME/SATA3.0 SSD
Ethernet	- 1 x RJ45, 10/100/1000/25000Mbps
Wireless	- 1 x M.2 KEY E 2230 With PCIe, USB2.0, CnVi
Front IO interface	- 1 x Type-C (Support PD65W Input, DP Output Display and USB 3.2) - 2 x USB3.2 GEN2 (10Gbps)Type-A - 1 x 3.5mm Combo Audio Jack - 1 x Power Button - 1 x Clear CMOS Button - 2 x Digital Mic (Option)
Rear IO interface	- 1 x DC Jack - 2 x USB 2.0 Type-A - 1 x RJ45 - 2 x HDMI Type-A - 1 x Type-C (Support PD65W Input, DP Output Display and USB 3.2)
Left IO interface	- 1 x Kensington Lock
Operating System	- WINDOW 10/WINDOWS 11/LINUX
WatchDog	- Support
Power Input	- 12~19V DC IN, 2.5/5.5 DC Jack
Environment	- Operating Temperature: -5~35°C - Storage Temperature: -20°C~70°C - Operating Humidity: 10%~90%(non-condensation) - Storage Humidity: 5%~95%(non-condensation)
Dimensions	- 120 x 120 x 37 mm

3.IO Interface


Front panel



Rear panel



Left panel



- TYPE-C: TYPE-C connector
- USB3.2: USB 3.2 connector, backwards compatibility USB 3.1/2.0
- Audio Jack: Headset jack
- Digital Mic: Digital microphone
- Clear CMOS Button: Clear CMOS Button
- Power Button: Pressing the power button, the machine is turned on
- DC Jack: DC power interface
- USB 2.0: USB 2.0 connector, backwards compatibility USB 1.1
- LAN: RJ-45 network connector
- HDMI: High-definition multimedia display interface
- Kensington Lock: Security lock jack

NOTE: This equipment has been tested and found to comply with the limits for a Class B digital device, pursuant to part 15 of the FCC Rules. These limits are designed to provide reasonable protection against harmful interference in a residential installation. This equipment generates uses and can radiate radio frequency energy and, if not installed and used in accordance with the instructions, may cause harmful interference to radio communications. However, there is no guarantee that interference will not occur in a particular installation. If this equipment does cause harmful interference to radio or television reception, which can be determined by turning the equipment off and on, the user is encouraged to try to correct the interference by one or more of the following measures:

- Reorient or relocate the receiving antenna.
 - Increase the separation between the equipment and receiver.
 - Connect the equipment into an outlet on a circuit different from that to which the receiver is connected.
 - Consult the dealer or an experienced radio/TV technician for help
- Changes or modifications not expressly approved by the party responsible for compliance could void the user's authority to operate the equipment.

This device complies with Part 15 of the FCC Rules. Operation is subject to the following two conditions:

(1) this device may not cause harmful interference, and (2) this device must accept any interference received, including interference that may cause undesired operation.

RF Exposure Warning Statements:

This equipment complies with FCC radiation exposure limits set forth for an uncontrolled environment. This equipment shall be installed and operated with minimum distance 20cm between the radiator & body.

For USA: The frequency stability of all transmission frequencies of U-NII-1, U-NII 2A, U-NII 2C and U-NII-3 meets the requirements of 47 CFR FCC Part15.407(g), and the manufacturer declares that their transmission is maintained at Band U-NII-1, U-NII 2A, U-NII 2C and U-NII-3.