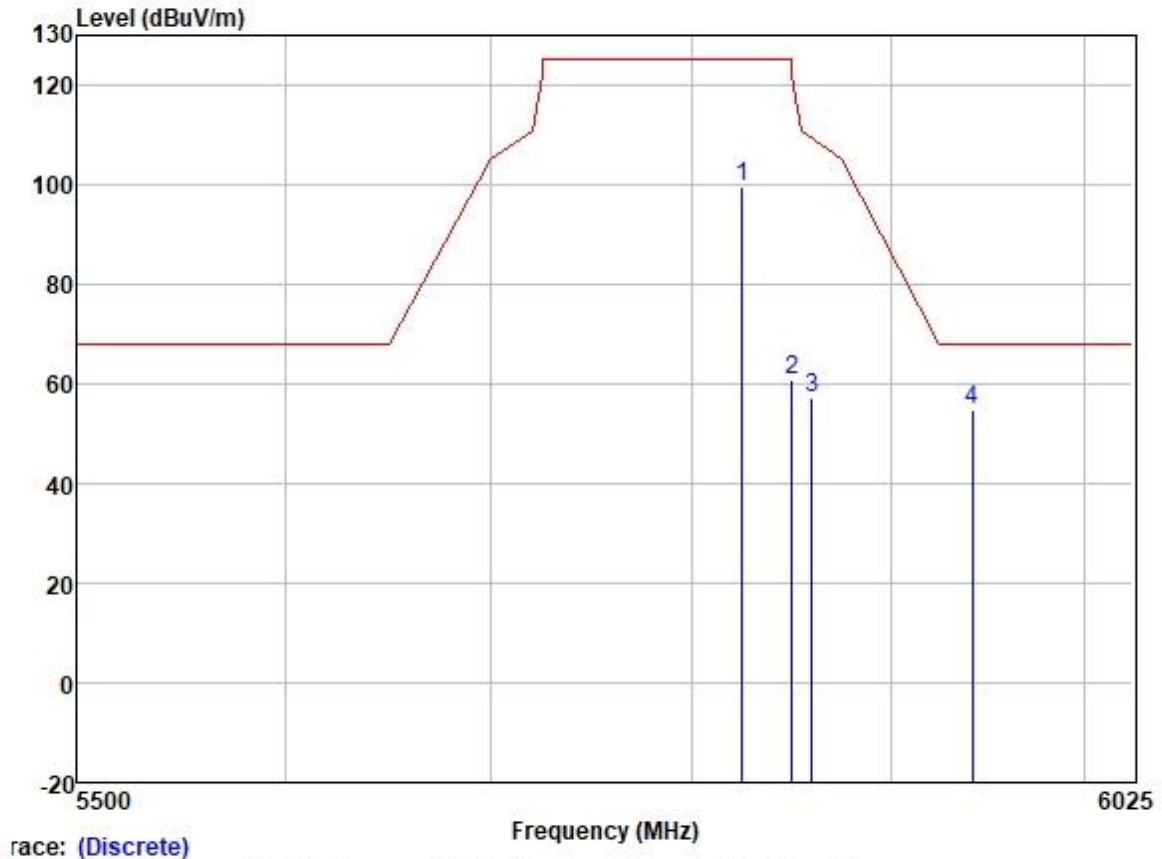
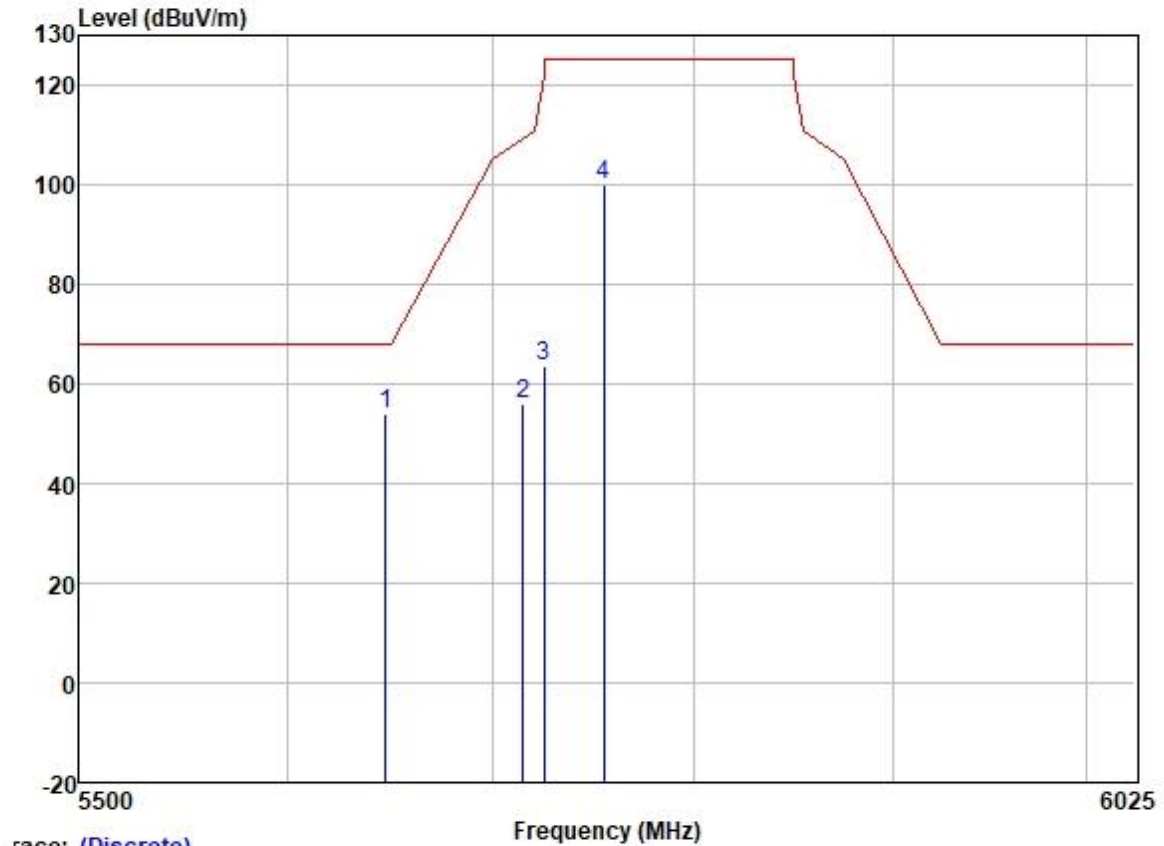


Test Mode: 07; Polarity: Vertical; Modulation:802.11n; Bandwidth:20MHz; Channel:High



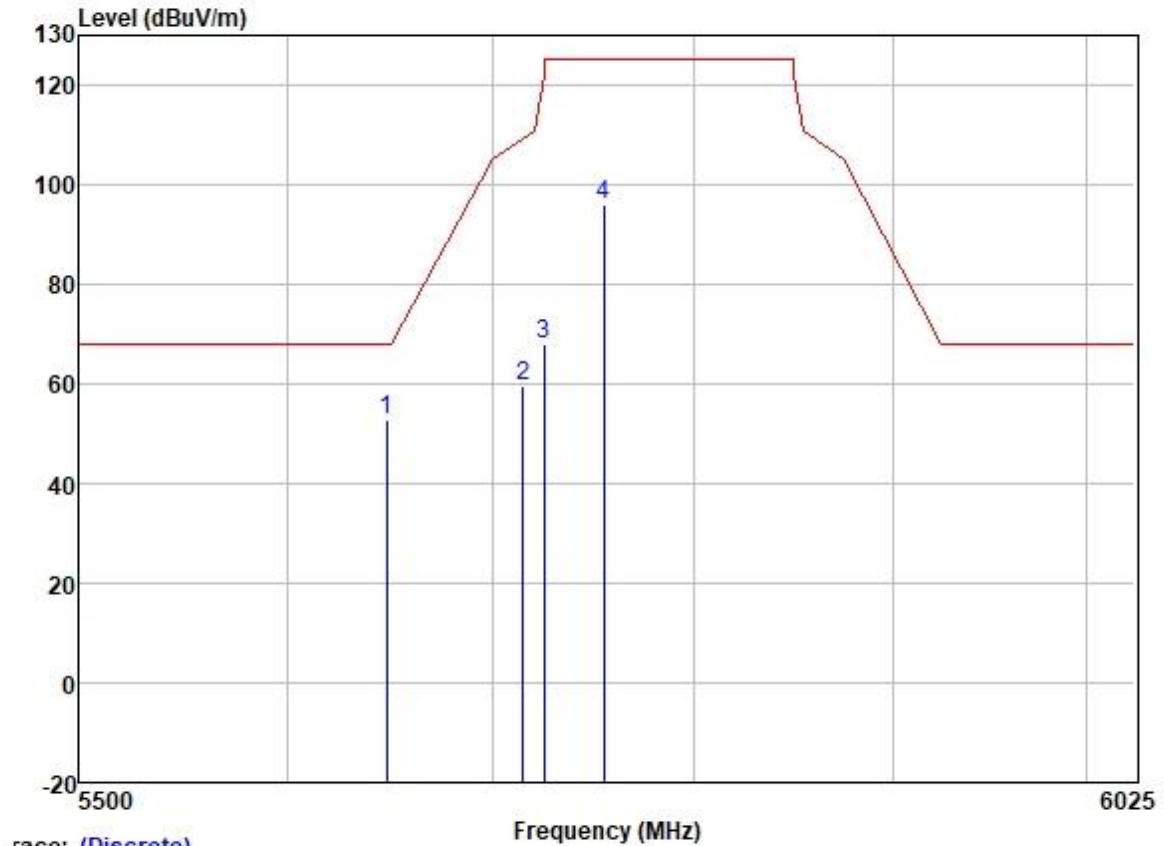
	Freq	ReadAntenna	Cable	Preamp		Limit	Over			
		Level	Factor	Loss	Factor	Level	Line	Limit	Pol/Phase	Remark
	MHz	dBuV	dB/m	dB	dB	dBuV/m	dBuV/m	dB		
1	5825.000	98.27	32.23	6.04	36.90	99.64	125.20	-25.56	VERTICAL	Peak
2	5850.000	59.47	32.25	6.00	36.90	60.82	122.20	-61.38	VERTICAL	Peak
3	5860.000	55.94	32.27	5.96	36.90	57.27	109.40	-52.13	VERTICAL	Peak
4	5942.017	53.12	32.36	6.05	36.90	54.63	68.20	-13.57	VERTICAL	Peak

Test Mode: 07; Polarity: Horizontal; Modulation:802.11n; Bandwidth:40MHz; Channel:Low



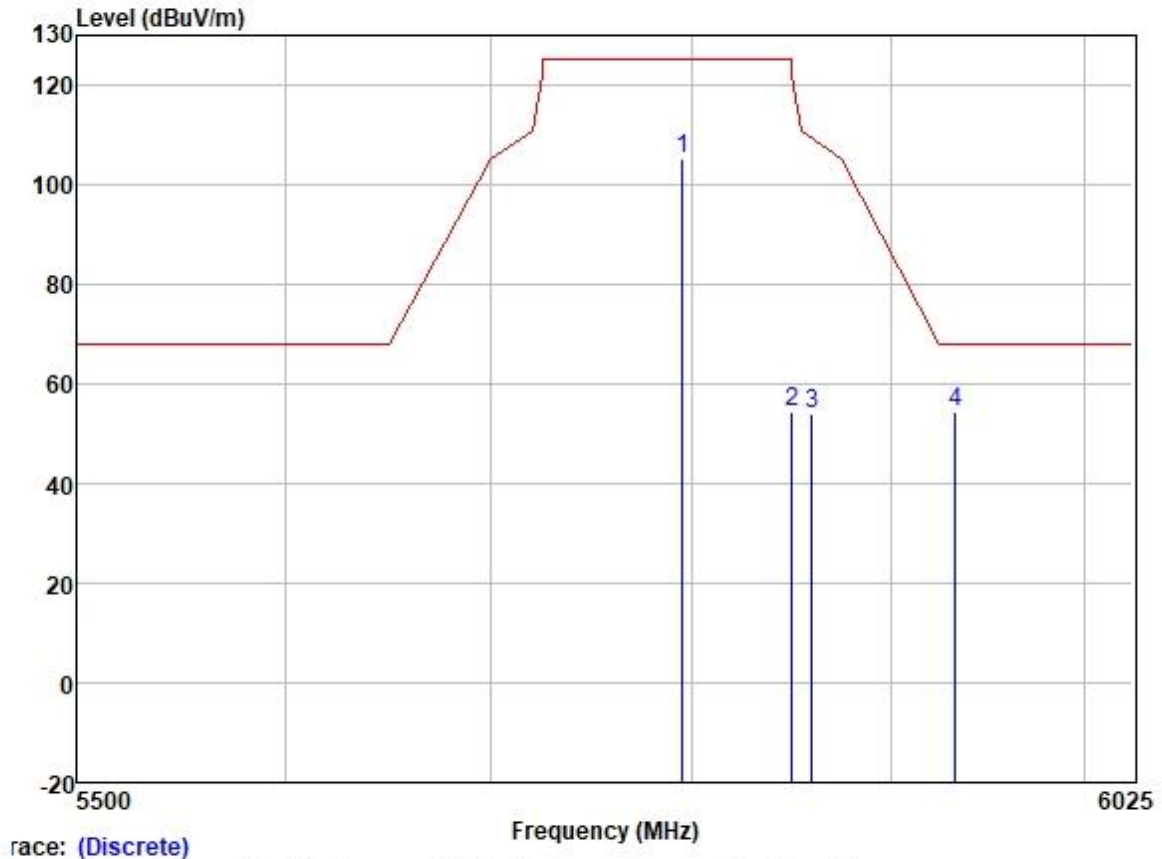
	Freq	ReadAntenna Level Factor	Cable Loss	Preamp Factor	Level	Limit Line	Over Limit	Pol/Phase	Remark
	MHz	dBuV	dB/m	dB	dB	dBuV/m	dBuV/m	dB	
1	5647.498	52.40	31.95	6.35	36.89	53.81	68.20	-14.39	HORIZONTAL Peak
2	5715.000	54.44	32.04	6.33	36.89	55.92	109.40	-53.48	HORIZONTAL Peak
3	5725.000	62.08	32.07	6.25	36.89	63.51	122.20	-58.69	HORIZONTAL Peak
4	5755.000	98.43	32.10	6.20	36.89	99.84	125.20	-25.36	HORIZONTAL Peak

Test Mode: 07; Polarity: Vertical; Modulation:802.11n; Bandwidth:40MHz; Channel:Low



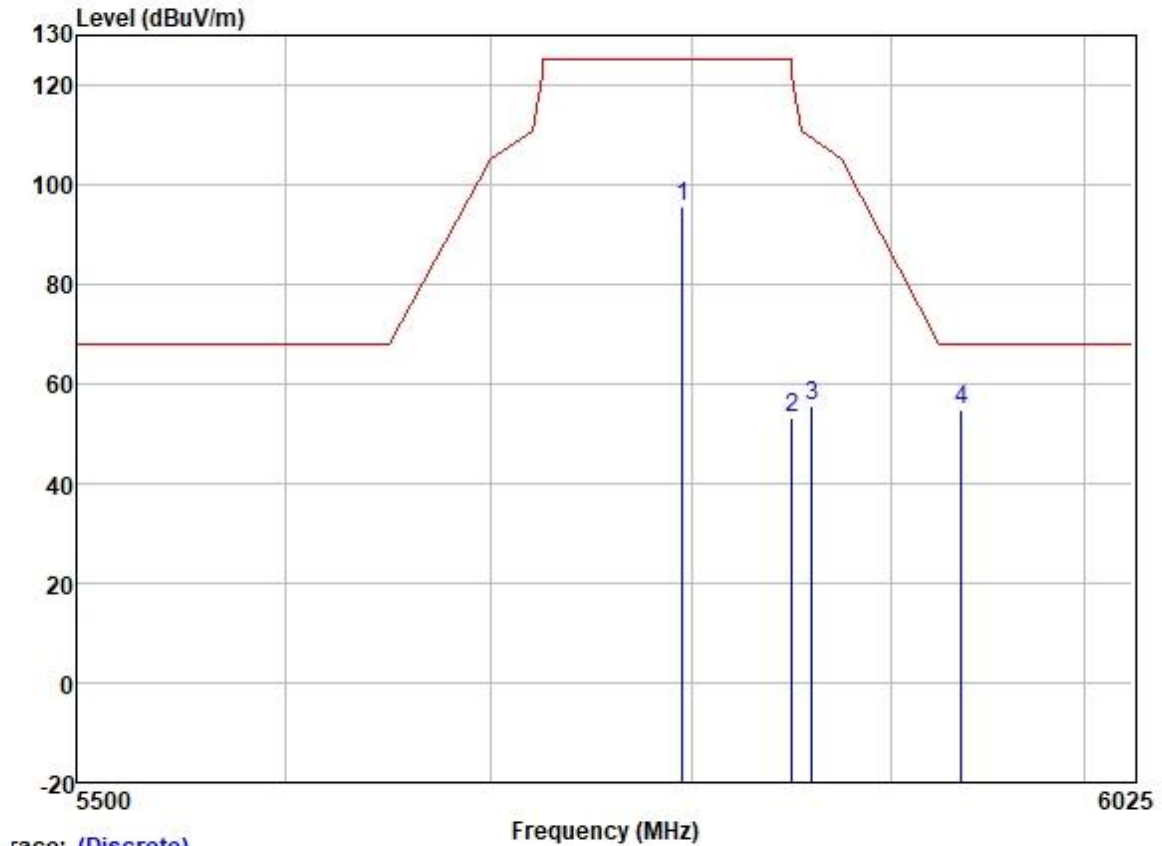
		ReadAntenna	Cable	Preamp		Limit	Over			
	Freq	Level	Factor	Loss	Factor	Level	Line	Limit	Pol/Phase	Remark
	MHz	dBuV	dB/m	dB	dB	dBuV/m	dBuV/m	dB		
1	5647.650	51.48	31.95	6.35	36.89	52.89	68.20	-15.31	VERTICAL	Peak
2	5715.000	58.08	32.04	6.33	36.89	59.56	109.40	-49.84	VERTICAL	Peak
3	5725.000	66.66	32.07	6.25	36.89	68.09	122.20	-54.11	VERTICAL	Peak
4	5755.000	94.59	32.10	6.20	36.89	96.00	125.20	-29.20	VERTICAL	Peak

Test Mode: 07; Polarity: Horizontal; Modulation:802.11n; Bandwidth:40MHz; Channel:High



	Freq	Read	Antenna	Cable	Preamp	Limit	Over		
	MHz	Level	Factor	Loss	Factor	Line	Limit	Pol/Phase	Remark
	MHz	dBuV	dB/m	dB	dB	dBuV/m	dBuV/m	dB	
1	5795.000	103.78	32.19	6.10	36.89	105.18	125.20	-20.02	HORIZONTAL Peak
2	5850.000	53.22	32.25	6.00	36.90	54.57	122.20	-67.63	HORIZONTAL Peak
3	5860.000	52.81	32.27	5.96	36.90	54.14	109.40	-55.26	HORIZONTAL Peak
4	5933.415	52.94	32.34	6.00	36.90	54.38	68.20	-13.82	HORIZONTAL Peak

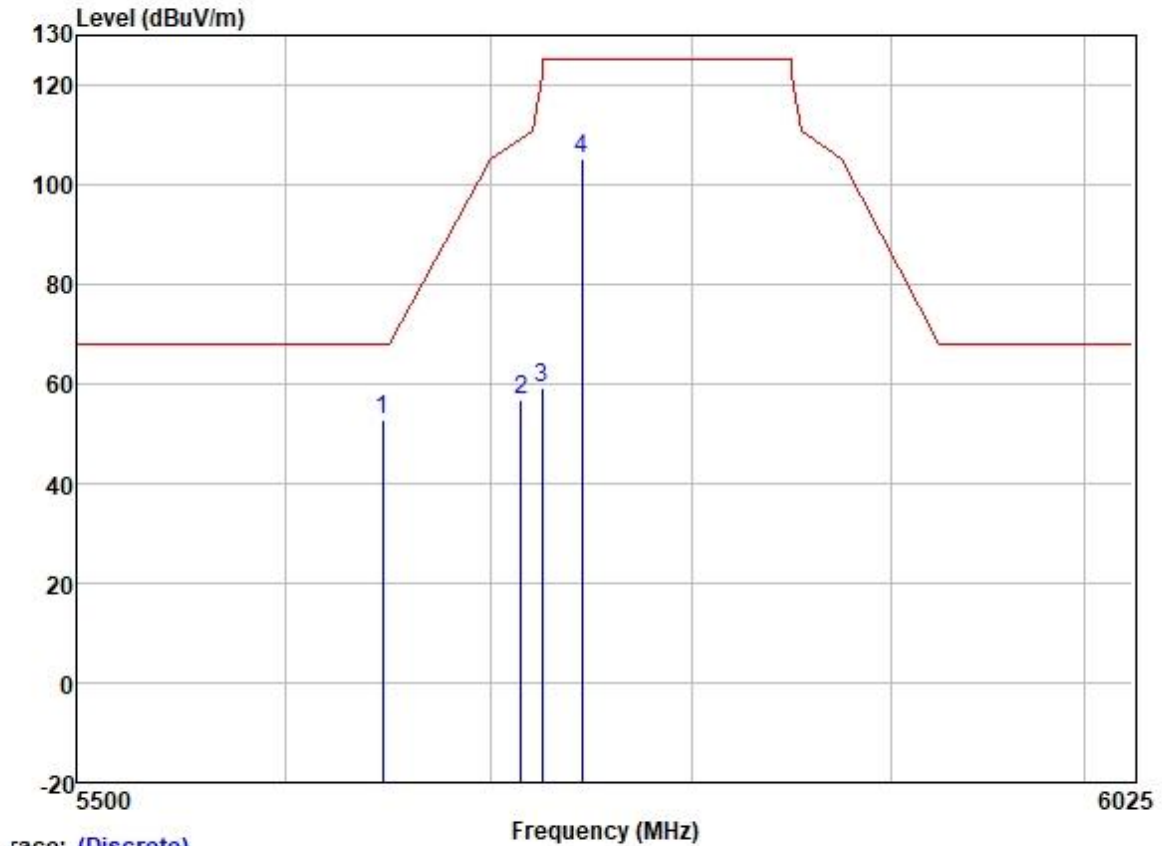
Test Mode: 07; Polarity: Vertical; Modulation:802.11n; Bandwidth:40MHz; Channel:High



Trace: (Discrete)

		ReadAntenna	Cable	Preamp		Limit	Over			
	Freq	Level	Factor	Loss	Factor	Level	Line	Limit	Pol/Phase	Remark
	MHz	dBuV	dB/m	dB	dB	dBuV/m	dBuV/m	dB		
1	5795.000	94.29	32.19	6.10	36.89	95.69	125.20	-29.51	VERTICAL	Peak
2	5850.000	51.81	32.25	6.00	36.90	53.16	122.20	-69.04	VERTICAL	Peak
3	5860.000	54.08	32.27	5.96	36.90	55.41	109.40	-53.99	VERTICAL	Peak
4	5936.258	53.47	32.34	6.00	36.90	54.91	68.20	-13.29	VERTICAL	Peak

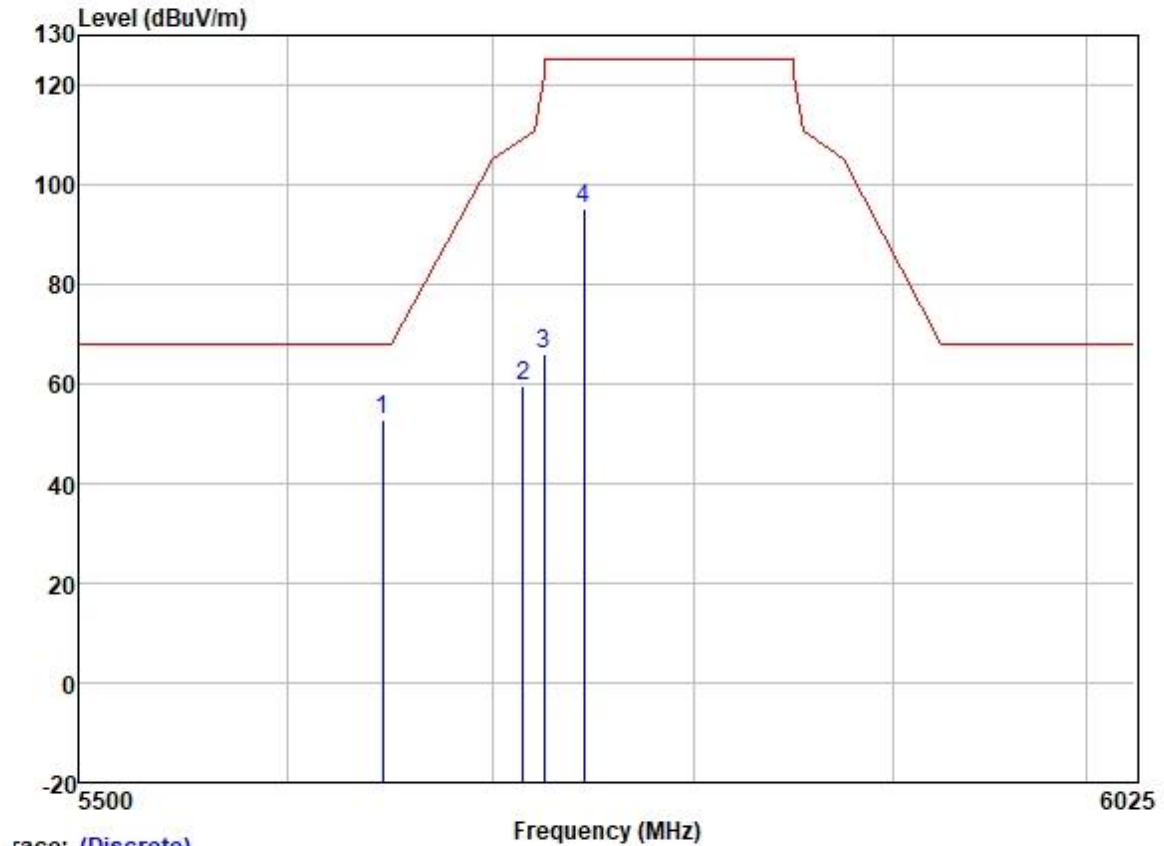
Test Mode: 07; Polarity: Horizontal; Modulation:802.11ac; Bandwidth:20MHz; Channel:Low



Trace: (Discrete)

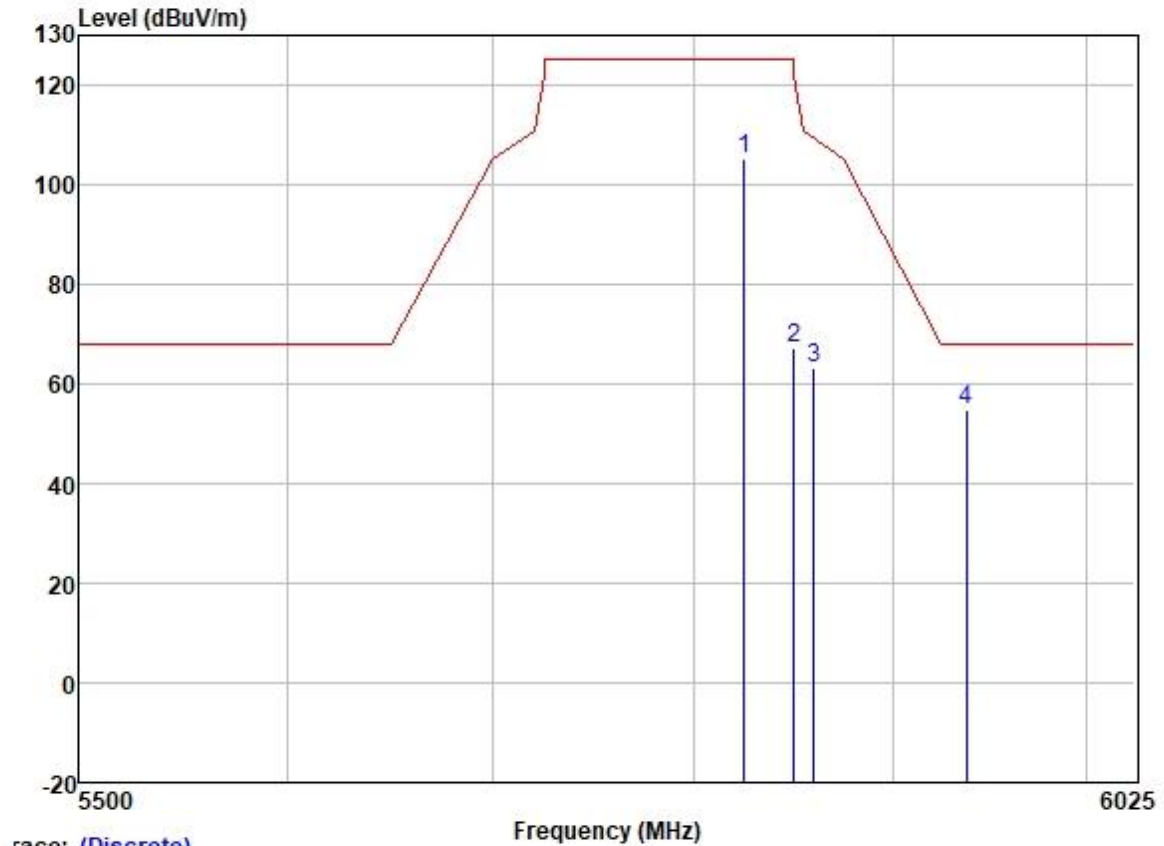
		ReadAntenna		Cable	Preamp		Limit	Over		
	Freq	Level	Factor	Loss	Factor	Level	Line	Limit	Pol/Phase	Remark
	MHz	dBuV	dB/m	dB	dB	dBuV/m	dBuV/m	dB		
1	5646.919	51.40	31.95	6.35	36.89	52.81	68.20	-15.39	HORIZONTAL	Peak
2	5715.000	55.31	32.04	6.33	36.89	56.79	109.40	-52.61	HORIZONTAL	Peak
3	5725.000	57.92	32.07	6.25	36.89	59.35	122.20	-62.85	HORIZONTAL	Peak
4	5745.000	103.77	32.10	6.20	36.89	105.18	125.20	-20.02	HORIZONTAL	Peak

Test Mode: 07; Polarity: Vertical; Modulation:802.11ac; Bandwidth:20MHz; Channel:Low



		Read	Antenna	Cable	Preamp		Limit	Over		
	Freq	Level	Factor	Loss	Factor	Level	Line	Limit	Pol/Phase	Remark
	MHz	dBuV	dB/m	dB	dB	dBuV/m	dBuV/m	dB		
1	5645.811	51.43	31.95	6.35	36.89	52.84	68.20	-15.36	VERTICAL	Peak
2	5715.000	57.94	32.04	6.33	36.89	59.42	109.40	-49.98	VERTICAL	Peak
3	5725.000	64.54	32.07	6.25	36.89	65.97	122.20	-56.23	VERTICAL	Peak
4	5745.000	93.93	32.10	6.20	36.89	95.34	125.20	-29.86	VERTICAL	Peak

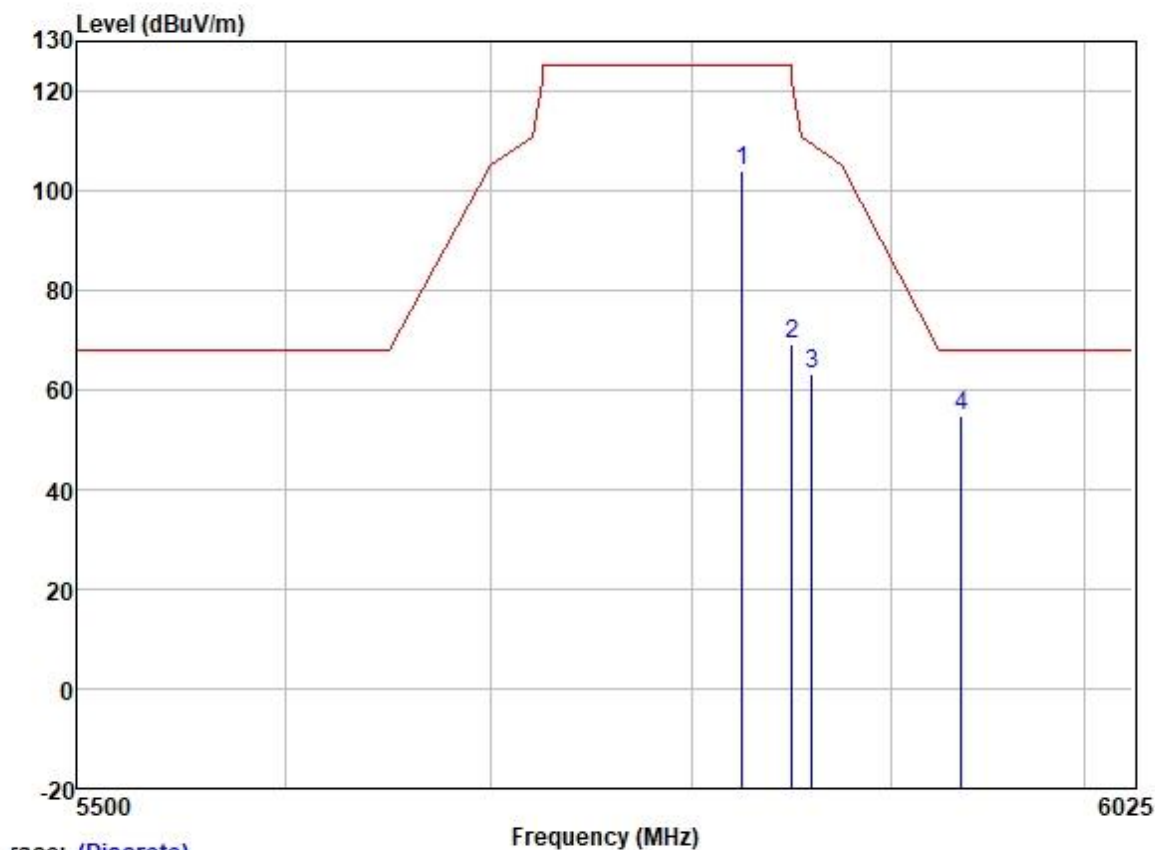
Test Mode: 07; Polarity: Horizontal; Modulation:802.11ac; Bandwidth:20MHz; Channel:High



Trace: (Discrete)

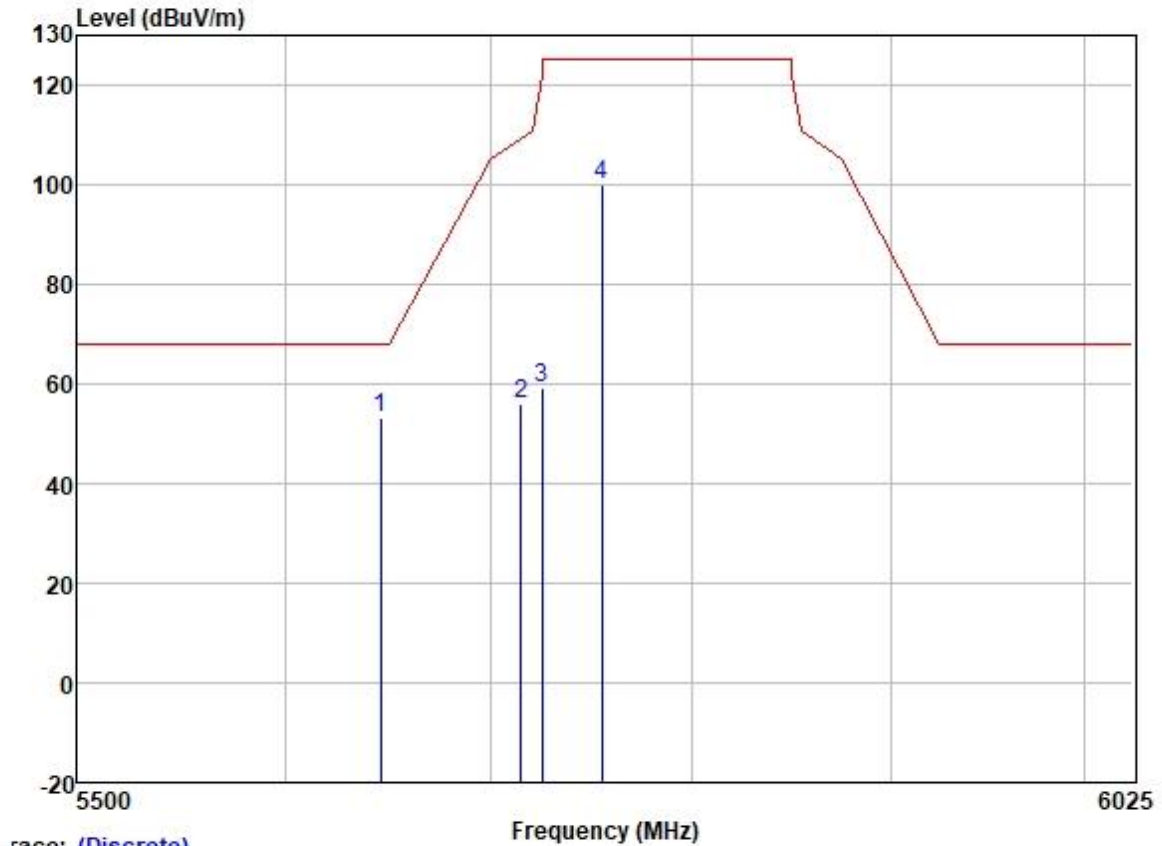
		Read	Antenna	Cable	Preamp		Limit	Over		
	Freq	Level	Factor	Loss	Factor	Level	Line	Limit	Pol/Phase	Remark
	MHz	dBuV	dB/m	dB	dB	dBuV/m	dBuV/m	dB		
1	5825.000	103.70	32.23	6.04	36.90	105.07	125.20	-20.13	HORIZONTAL	Peak
2	5850.000	65.96	32.25	6.00	36.90	67.31	122.20	-54.89	HORIZONTAL	Peak
3	5860.000	61.84	32.27	5.96	36.90	63.17	109.40	-46.23	HORIZONTAL	Peak
4	5937.937	53.28	32.34	6.00	36.90	54.72	68.20	-13.48	HORIZONTAL	Peak

Test Mode: 07; Polarity: Vertical; Modulation:802.11ac; Bandwidth:20MHz; Channel:High



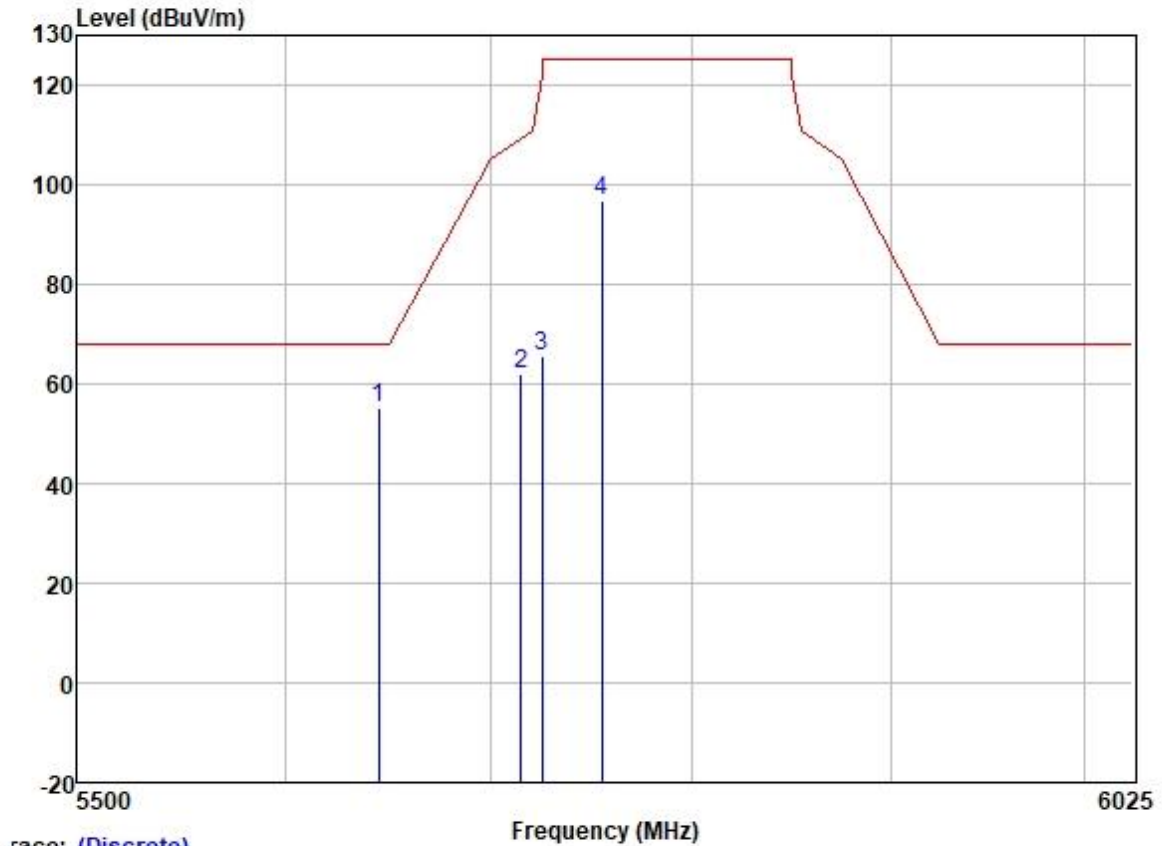
	Freq	ReadAntenna Level Factor	Cable Loss	Preamp Factor	Level	Limit Line	Over Limit	Pol/Phase	Remark
	MHz	dBuV	dB/m	dB	dB	dBuV/m	dBuV/m	dB	
1	5825.000	102.71	32.23	6.04	36.90	104.08	125.20	-21.12	VERTICAL Peak
2	5850.000	68.04	32.25	6.00	36.90	69.39	122.20	-52.81	VERTICAL Peak
3	5860.000	61.94	32.27	5.96	36.90	63.27	109.40	-46.13	VERTICAL Peak
4	5936.211	53.33	32.34	6.00	36.90	54.77	68.20	-13.43	VERTICAL Peak

Test Mode: 07; Polarity: Horizontal; Modulation:802.11ac; Bandwidth:40MHz; Channel:Low



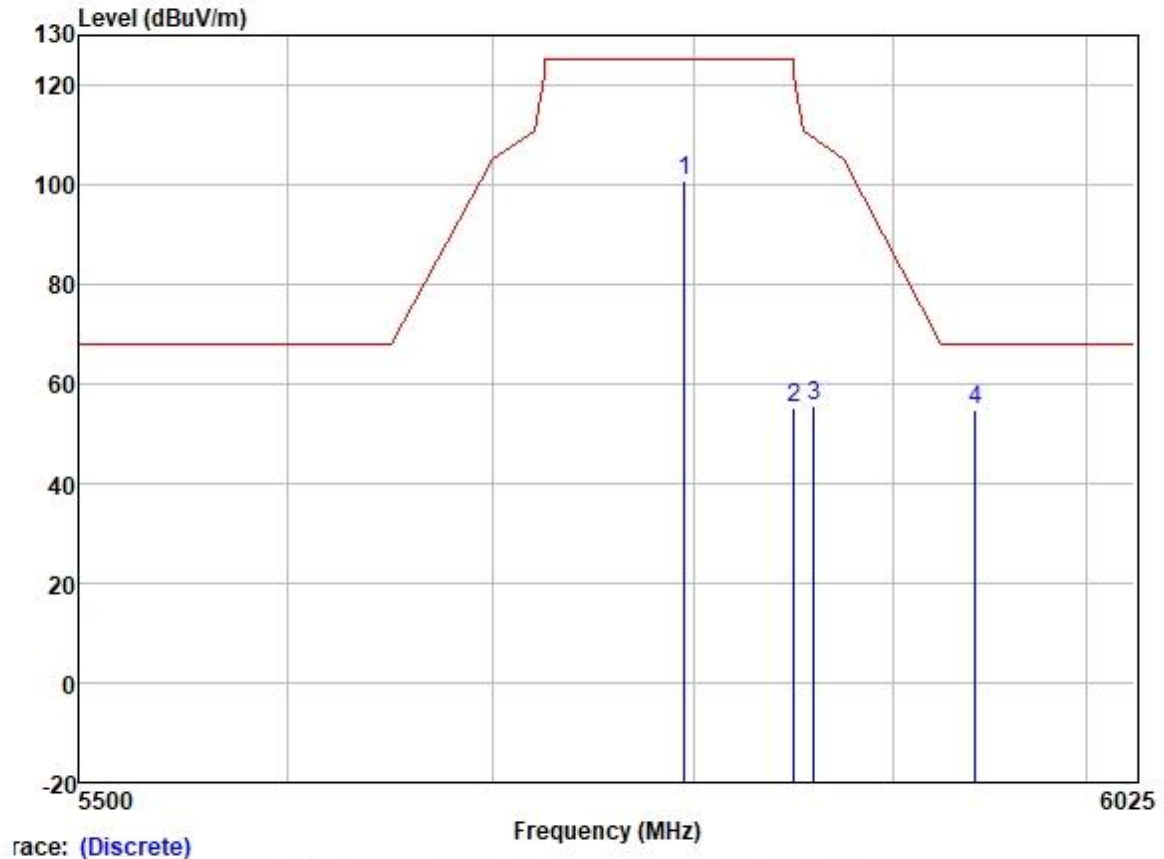
	Freq	ReadAntenna Level Factor	Cable Loss	Preamp Factor	Level	Limit Line	Over Limit	Pol/Phase	Remark
	MHz	dBuV	dB/m	dB	dB	dBuV/m	dBuV/m	dB	
1	5646.120	51.82	31.95	6.35	36.89	53.23	68.20	-14.97	HORIZONTAL Peak
2	5715.000	54.34	32.04	6.33	36.89	55.82	109.40	-53.58	HORIZONTAL Peak
3	5725.000	57.75	32.07	6.25	36.89	59.18	122.20	-63.02	HORIZONTAL Peak
4	5755.000	98.76	32.10	6.20	36.89	100.17	125.20	-25.03	HORIZONTAL Peak

Test Mode: 07; Polarity: Vertical; Modulation:802.11ac; Bandwidth:40MHz; Channel:Low



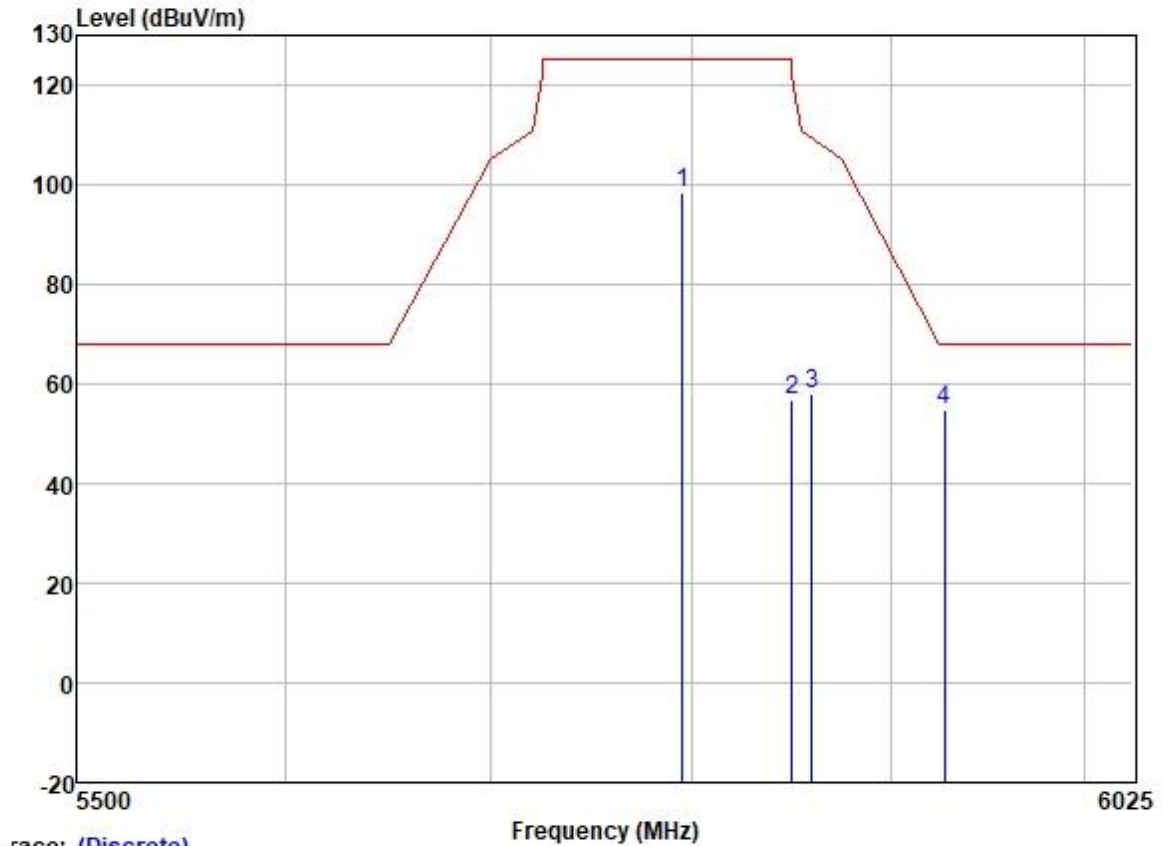
		Read	Antenna	Cable	Preamp		Limit	Over		
	Freq	Level	Factor	Loss	Factor	Level	Line	Limit	Pol/Phase	Remark
	MHz	dBuV	dB/m	dB	dB	dBuV/m	dBuV/m	dB		
1	5645.201	53.65	31.95	6.35	36.89	55.06	68.20	-13.14	VERTICAL	Peak
2	5715.000	60.57	32.04	6.33	36.89	62.05	109.40	-47.35	VERTICAL	Peak
3	5725.000	64.33	32.07	6.25	36.89	65.76	122.20	-56.44	VERTICAL	Peak
4	5755.000	95.45	32.10	6.20	36.89	96.86	125.20	-28.34	VERTICAL	Peak

Test Mode: 07; Polarity: Horizontal; Modulation:802.11ac; Bandwidth:40MHz; Channel:High



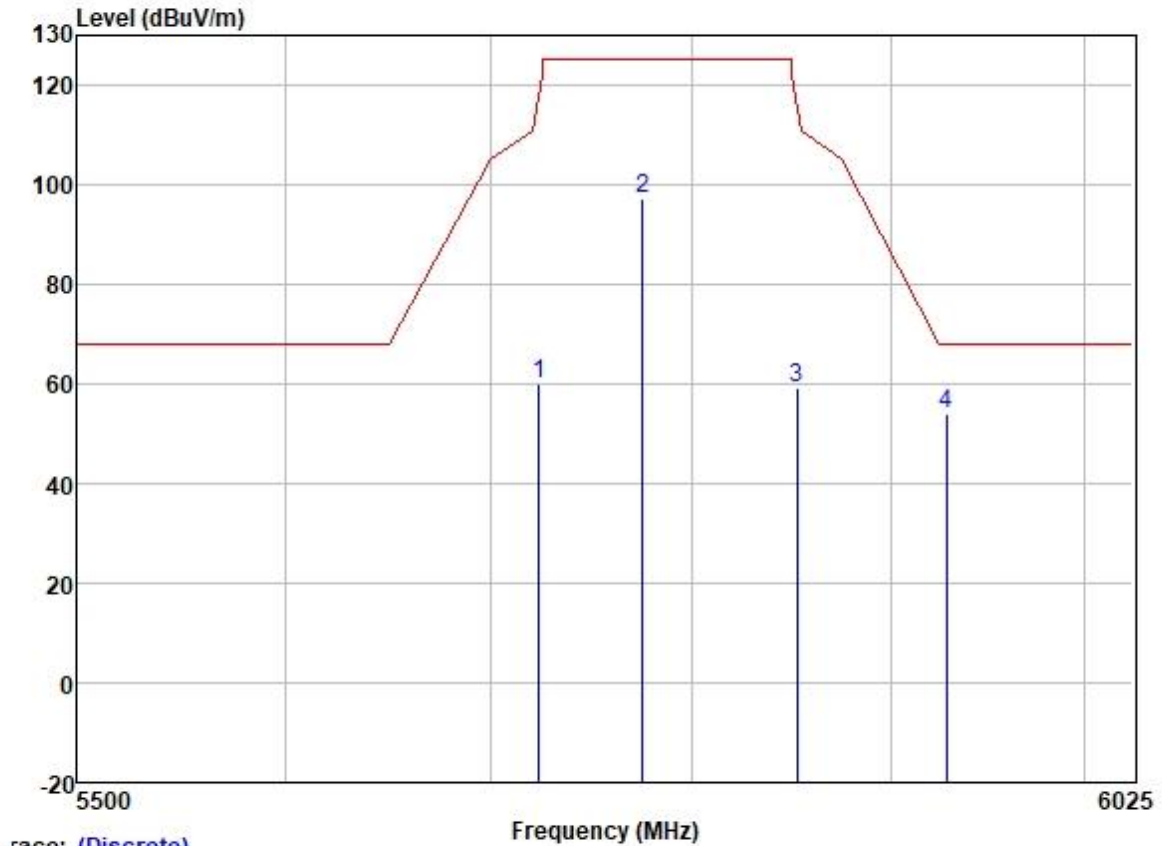
	Freq	ReadAntenna	Cable	Preamp	Limit	Over		
	MHz	Level	Factor	Loss	Factor	Line	Limit	Pol/Phase
	MHz	dBuV	dB/m	dB	dB	dBuV/m	dBuV/m	dB
1	5795.000	99.45	32.19	6.10	36.89	100.85	125.20	-24.35
2	5850.000	53.98	32.25	6.00	36.90	55.33	122.20	-66.87
3	5860.000	54.39	32.27	5.96	36.90	55.72	109.40	-53.68
4	5942.559	53.13	32.36	6.05	36.90	54.64	68.20	-13.56

Test Mode: 07; Polarity: Vertical; Modulation:802.11ac; Bandwidth:40MHz; Channel:High



	Freq	ReadAntenna	Cable	Preamp	Limit	Over			
	MHz	Level	Factor	Loss	Factor	Line	Limit	Pol/Phase	Remark
	MHz	dBuV	dB/m	dB	dB	dBuV/m	dBuV/m	dB	
1	5795.000	96.81	32.19	6.10	36.89	98.21	125.20	-26.99	VERTICAL Peak
2	5850.000	55.54	32.25	6.00	36.90	56.89	122.20	-65.31	VERTICAL Peak
3	5860.000	56.60	32.27	5.96	36.90	57.93	109.40	-51.47	VERTICAL Peak
4	5927.732	53.31	32.34	6.00	36.90	54.75	68.20	-13.45	VERTICAL Peak

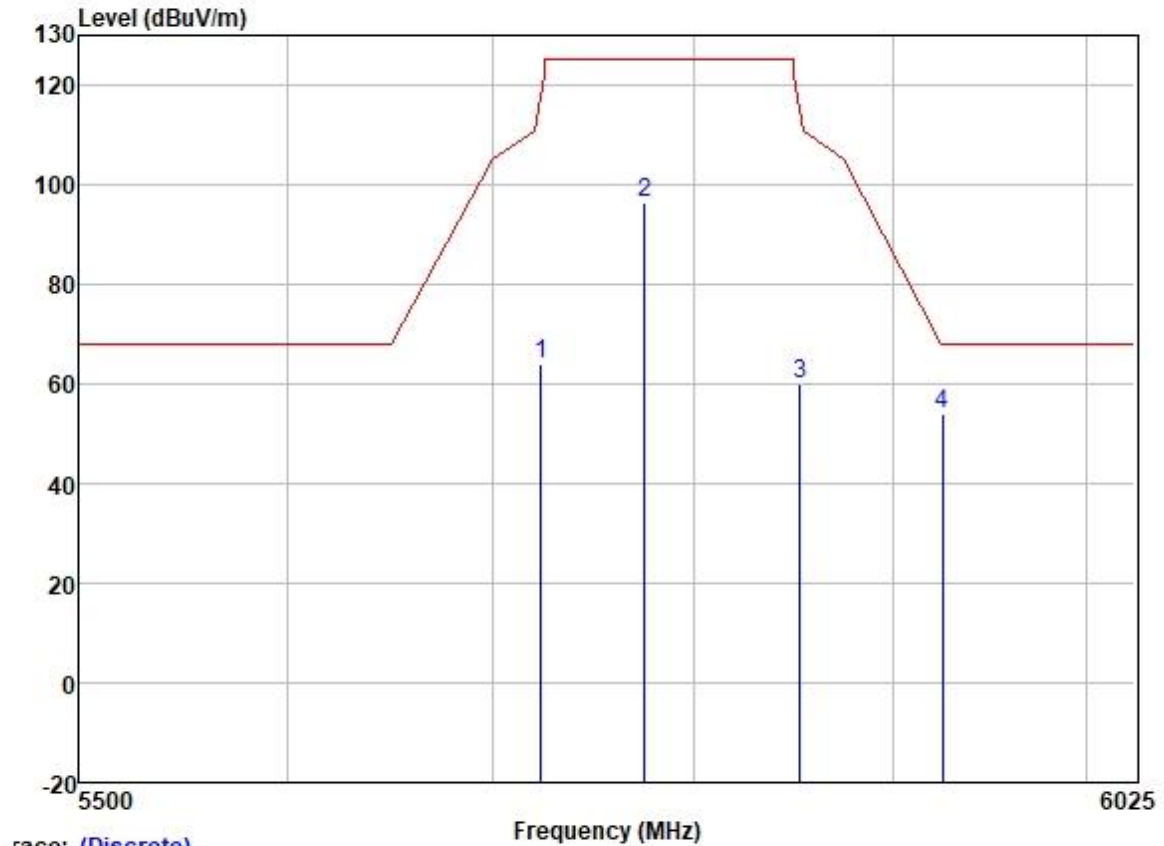
Test Mode: 07; Polarity: Horizontal; Modulation:802.11ac; Bandwidth:80MHz; Channel:middle



Trace: (Discrete)

		ReadAntenna		Cable	Preamp		Limit	Over		
	Freq	Level	Factor	Loss	Factor	Level	Line	Limit	Pol/Phase	Remark
	MHz	dBuV	dB/m	dB	dB	dBuV/m	dBuV/m	dB		
1	5723.486	58.74	32.07	6.25	36.89	60.17	118.75	-58.58	HORIZONTAL	Peak
2	5775.000	96.01	32.16	6.10	36.89	97.38	125.20	-27.82	HORIZONTAL	Peak
3	5852.732	57.66	32.25	6.00	36.90	59.01	115.97	-56.96	HORIZONTAL	Peak
4	5928.429	52.43	32.34	6.00	36.90	53.87	68.20	-14.33	HORIZONTAL	Peak

Test Mode: 07; Polarity: Vertical; Modulation:802.11ac; Bandwidth:80MHz; Channel:middle



	Freq	ReadAntenna	Cable	Preamp		Limit	Over			
	MHz	Level	Factor	Loss	Factor	Level	Line	Limit	Pol/Phase	Remark
	MHz	dBuV	dB/m	dB	dB	dBuV/m	dBuV/m	dB		
1	5723.787	62.66	32.07	6.25	36.89	64.09	119.44	-55.35	VERTICAL	Peak
2	5775.000	95.17	32.16	6.10	36.89	96.54	125.20	-28.66	VERTICAL	Peak
3	5853.349	58.60	32.25	6.00	36.90	59.95	114.56	-54.61	VERTICAL	Peak
4	5925.619	52.70	32.34	6.00	36.90	54.14	68.20	-14.06	VERTICAL	Peak

7.9 Radiated Emissions (below 1GHz)

Test Requirement 47 CFR Part 15, Subpart C 15.209 & 15.407(b)

Test Method: KDB 789033 D02 II G

Limit:

Frequency(MHz)	Field strength(microvolts/meter)	Measurement distance(meters)
0.009-0.490	2400/F(kHz)	300
0.490-1.705	24000/F(kHz)	30
1.705-30.0	30	30
30-88	100	3
88-216	150	3
216-960	200	3
Above 960	500	3

*(1) For transmitters operating in the 5.15-5.25 GHz band: All emissions outside of the 5.15-5.35 GHz band shall not exceed an e.i.r.p. of -27 dBm/MHz.

(2) For transmitters operating in the 5.25-5.35 GHz band: All emissions outside of the 5.15-5.35 GHz band shall not exceed an e.i.r.p. of -27 dBm/MHz.

(3) For transmitters operating in the 5.47-5.725 GHz band: All emissions outside of the 5.47-5.725 GHz band shall not exceed an e.i.r.p. of -27 dBm/MHz.

(4) For transmitters operating in the 5.725-5.85 GHz band:

(i) All emissions shall be limited to a level of -27 dBm/MHz at 75 MHz or more above or below the band edge increasing linearly to 10 dBm/MHz at 25 MHz above or below the band edge, and from 25 MHz above or below the band edge increasing linearly to a level of 15.6 dBm/MHz at 5 MHz above or below the band edge, and from 5 MHz above or below the band edge increasing linearly to a level of 27 dBm/MHz at the band edge.

Remark: The emission limits shown in the above table are based on measurements employing a CISPR quasi-peak detector except for the frequency bands 9-90kHz, 110-490kHz and above 1000 MHz. Radiated emission limits in these three bands are based on measurements employing an average detector, the peak field strength of any emission shall not exceed the maximum permitted average limits specified above by more than 20 dB under any condition of modulation.

7.9.1 E.U.T. Operation

Operating Environment:

Temperature: 22.3 °C

Humidity: 51.7 % RH

Atmospheric Pressure: 1020 mbar



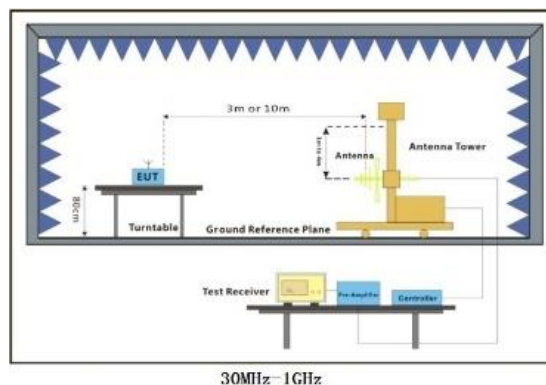
Unless otherwise agreed in writing, this document is issued by the Company subject to its General Conditions of Service printed overleaf, available on request or accessible at <http://www.sgs.com/en/Terms-and-Conditions.aspx> and, for electronic format documents, subject to Terms and Conditions for Electronic Documents at <http://www.sgs.com/en/Terms-and-Conditions/Terms-e-Document.aspx>. Attention is drawn to the limitation of liability, indemnification and jurisdiction issues defined therein. Any holder of this document is advised that information contained hereon reflects the Company's findings at the time of its intervention only and within the limits of Client's instructions, if any. The Company's sole responsibility is to its Client and this document does not exonerate parties to a transaction from exercising all their rights and obligations under the transaction documents. This document cannot be reproduced except in full, without prior written approval of the Company. Any unauthorized alteration, forgery or falsification of the content or appearance of this document is unlawful and offenders may be prosecuted to the fullest extent of the law. Unless otherwise stated the results shown in this test report refer only to the sample(s) tested and such sample(s) are retained for 30 days only.

Attention: To check the authenticity of testing /inspection report & certificate, please contact us at telephone: (86-755) 8307 1443, or email: CN.Doccheck@sgs.com

7.9.2 Test Mode Description

Pre-scan / Final test	Mode Code	Description
Final test	04	TX mode (U-NII-1)_Keep the EUT in continuously transmitting mode with all modulation types. All data rates for each modulation type have been tested and found the data rate @ 6Mbps is the worst case of IEEE 802.11a; data rate @ MCS0 is the worst case of IEEE 802.11n(HT20); data rate @ MCS0 is the worst case of IEEE 802.11n(HT40); data rate @ MCS0 is the worst case of IEEE 802.11ac(VHT20); data rate @ MCS0 is the worst case of IEEE 802.11ac(VHT40); data rate @ MCS0 is the worst case of IEEE 802.11ac(VHT80). Only the data of worst case is recorded in the report.
Pre-scan	05	TX mode (U-NII-2A)_Keep the EUT in continuously transmitting mode with all modulation types. All data rates for each modulation type have been tested and found the data rate @ 6Mbps is the worst case of IEEE 802.11a; data rate @ MCS0 is the worst case of IEEE 802.11n(HT20); data rate @ MCS0 is the worst case of IEEE 802.11n(HT40); data rate @ MCS0 is the worst case of IEEE 802.11ac(VHT20); data rate @ MCS0 is the worst case of IEEE 802.11ac(VHT40); data rate @ MCS0 is the worst case of IEEE 802.11ac(VHT80). Only the data of worst case is recorded in the report.
Pre-scan	06	TX mode (U-NII-2C)_Keep the EUT in continuously transmitting mode with all modulation types. All data rates for each modulation type have been tested and found the data rate @ 6Mbps is the worst case of IEEE 802.11a; data rate @ MCS0 is the worst case of IEEE 802.11n(HT20); data rate @ MCS0 is the worst case of IEEE 802.11n(HT40); data rate @ MCS0 is the worst case of IEEE 802.11ac(VHT20); data rate @ MCS0 is the worst case of IEEE 802.11ac(VHT40); data rate @ MCS0 is the worst case of IEEE 802.11ac(VHT80). Only the data of worst case is recorded in the report.
Pre-scan	07	TX mode (U-NII-3)_Keep the EUT in continuously transmitting mode with all modulation types. All data rates for each modulation type have been tested and found the data rate @ 6Mbps is the worst case of IEEE 802.11a; data rate @ MCS0 is the worst case of IEEE 802.11n(HT20); data rate @ MCS0 is the worst case of IEEE 802.11n(HT40); data rate @ MCS0 is the worst case of IEEE 802.11ac(VHT20); data rate @ MCS0 is the worst case of IEEE 802.11ac(VHT40); data rate @ MCS0 is the worst case of IEEE 802.11ac(VHT80). Only the data of worst case is recorded in the report.

7.9.3 Test Setup Diagram



Unless otherwise agreed in writing, this document is issued by the Company subject to its General Conditions of Service printed overleaf, available on request or accessible at <http://www.sgs.com/en/Terms-and-Conditions.aspx> and, for electronic format documents, subject to Terms and Conditions for Electronic Documents at <http://www.sgs.com/en/terms-and-conditions/Terms-e-Document.aspx>. Attention is drawn to the limitation of liability, indemnification and jurisdiction issues defined therein. Any holder of this document is advised that information contained hereon reflects the Company's findings at the time of its intervention only and within the limits of Client's instructions, if any. The Company's sole responsibility is to its Client and this document does not exonerate parties to a transaction from exercising all their rights and obligations under the transaction documents. This document cannot be reproduced except in full, without prior written approval of the Company. Any unauthorized alteration, forgery or falsification of the content or appearance of this document is unlawful and offenders may be prosecuted to the fullest extent of the law. Unless otherwise stated the results shown in this test report refer only to the sample(s) tested and such sample(s) are retained for 30 days only.

Attention: To check the authenticity of testing / inspection report & certificate, please contact us at telephone: (86-755) 8307 1443, or email: CN.Doccheck@sgs.com

7.9.4 Measurement Procedure and Data

- a. The EUT was placed on the top of a rotating table 0.8 meters above the ground at a 3 meter semi-anechoic chamber. The table was rotated 360 degrees to determine the position of the highest radiation.
- b. The EUT was set 3 or 10 meters away from the interference-receiving antenna, which was mounted on the top of a variable-height antenna tower.
- c. The antenna height is varied from one meter to four meters above the ground to determine the maximum value of the field strength. Both horizontal and vertical polarizations of the antenna are set to make the measurement.
- d. For each suspected emission, the EUT was arranged to its worst case and then the antenna was tuned to heights from 1 meter to 4 meters (for the test frequency of below 30MHz, the antenna was tuned to heights 1 meter) and the rotatable table was turned from 0 degrees to 360 degrees to find the maximum reading.
- e. The test-receiver system was set to Peak Detect Function and Specified Bandwidth with Maximum Hold Mode.
- f. If the emission level of the EUT in peak mode was 10dB lower than the limit specified, then testing could be stopped and the peak values of the EUT would be reported. Otherwise the emissions that did not have 10dB margin would be re-tested one by one using peak, quasi-peak or average method as specified and then reported in a data sheet.
- g. Test the EUT in the lowest channel, the middle channel, the Highest channel.
- h. The radiation measurements are performed in X, Y, Z axis positioning for Transmitting mode, and found the X axis positioning which it is the worst case.
- i. Repeat above procedures until all frequencies measured was complete.

Remark:

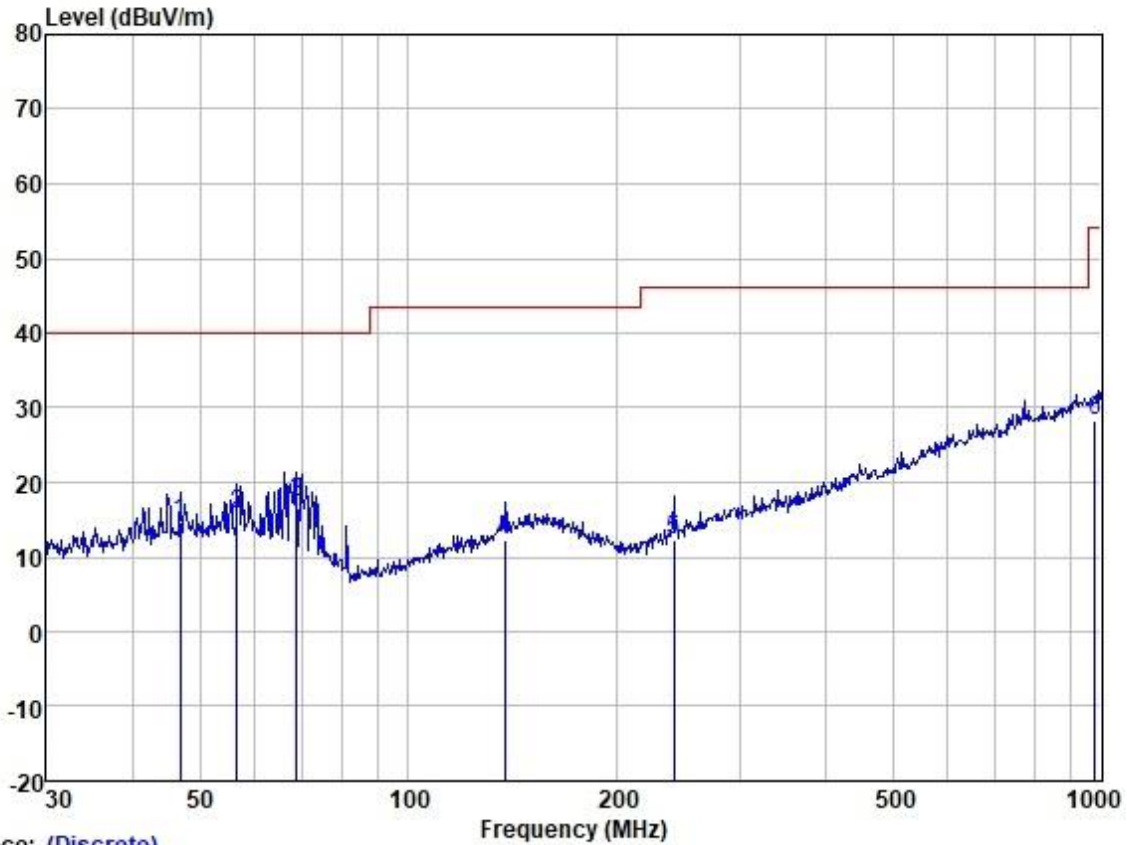
1. Level= Read Level+ Cable Loss+ Antenna Factor- Preamp Factor
2. For emission below 1GHz, through the pre-scan found the worst case is the lowest channel of 802.11a. Only the worst case is recorded in the report.
3. Scan from 9kHz to 1GHz, the disturbance below 30MHz was very low. The points marked on above plots are the highest emissions could be found when testing, so only above points had been displayed. The amplitude of spurious emissions from the radiator which are attenuated more than 20dB below the limit need not be reported.



Unless otherwise agreed in writing, this document is issued by the Company subject to its General Conditions of Service printed overleaf, available on request or accessible at <http://www.sgs.com/en/Terms-and-Conditions.aspx> and, for electronic format documents, subject to Terms and Conditions for Electronic Documents at <http://www.sgs.com/en/Terms-and-Conditions/Terms-e-Documents.aspx>. Attention is drawn to the limitation of liability, indemnification and jurisdiction issues defined therein. Any holder of this document is advised that information contained hereon reflects the Company's findings at the time of its intervention only and within the limits of Client's instructions, if any. The Company's sole responsibility is to its Client and this document does not exonerate parties to a transaction from exercising all their rights and obligations under the transaction documents. This document cannot be reproduced except in full, without prior written approval of the Company. Any unauthorized alteration, forgery or falsification of the content or appearance of this document is unlawful and offenders may be prosecuted to the fullest extent of the law. Unless otherwise stated the results shown in this test report refer only to the sample(s) tested and such sample(s) are retained for 30 days only.

Attention: To check the authenticity of testing /inspection report & certificate, please contact us at telephone: (86-755) 8307 1443, or email: CN.Doccheck@sgs.com

Test Mode: 04; Polarity: Vertical; Modulation:802.11a; Bandwidth:20MHz; Channel:Low



Trace: (Discrete)

Site : SGS

Condition:

Job :

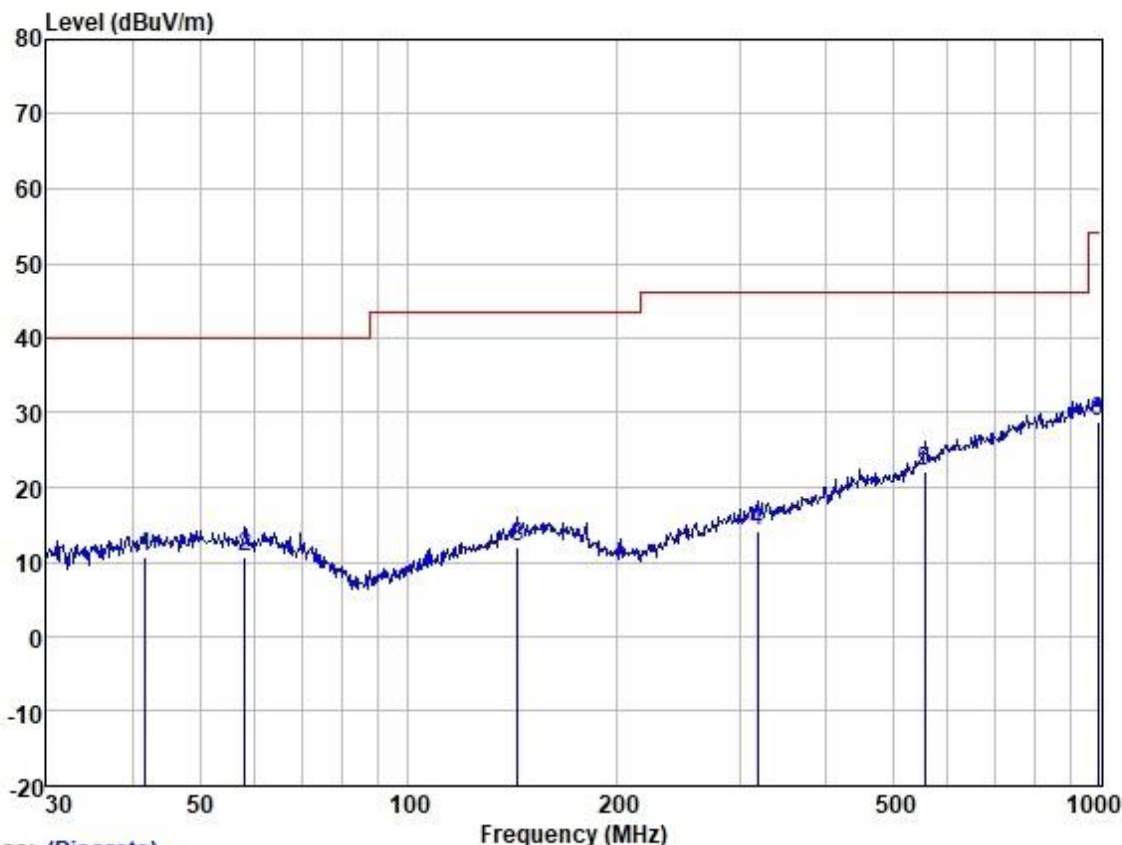
Model :

Power :

Test Mode:

	Freq	ReadAntenna	Cable	Preamp		Limit	Over			
		Level	Factor	Loss	Factor	Level	Line	Limit	Pol/Phase	Remark
	MHz	dBuV	dB/m	dB	dB	dBuV/m	dBuV/m	dB		
1	46.830	27.03	13.70	1.13	27.17	14.69	40.00	-25.31	VERTICAL	QP
2	56.593	28.38	13.43	1.21	27.16	15.86	40.00	-24.14	VERTICAL	QP
3	68.872	31.21	11.92	1.40	27.13	17.40	40.00	-22.60	VERTICAL	QP
4	137.420	24.39	12.86	2.05	26.95	12.35	43.50	-31.15	VERTICAL	QP
5	241.676	24.63	11.44	2.84	26.65	12.26	46.00	-33.74	VERTICAL	QP
6	979.180	24.79	23.80	7.31	27.69	28.21	54.00	-25.79	VERTICAL	QP

Test Mode: 04; Polarity: Horizontal; Modulation:802.11a; Bandwidth:20MHz; Channel:Low



Trace: (Discrete)

Site : SGS

Condition:

Job :

Model :

Power :

Test Mode:

	Freq	ReadAntenna	Cable	Preamp		Limit	Over			
		Level	Factor	Loss	Factor	Level	Line	Limit	Pol/Phase	Remark
	MHz	dBuV	dB/m	dB	dB	dBuV/m	dBuV/m	dB		
1	41.713	23.39	13.46	1.11	27.17	10.79	40.00	-29.21	HORIZONTAL	QP
2	57.999	23.08	13.50	1.23	27.16	10.65	40.00	-29.35	HORIZONTAL	QP
3	143.830	23.36	13.25	2.15	26.88	11.88	43.50	-31.62	HORIZONTAL	QP
4	318.817	23.59	13.96	3.32	26.65	14.22	46.00	-31.78	HORIZONTAL	QP
5	556.774	27.05	18.44	4.88	28.13	22.24	46.00	-23.76	HORIZONTAL	QP
6	989.536	25.28	23.85	7.37	27.67	28.83	54.00	-25.17	HORIZONTAL	QP

7.10 Radiated Emissions (above 1GHz)

Test Requirement 47 CFR Part 15, Subpart C 15.209 & 15.407(b)

Test Method: KDB 789033 D02 II G

Limit:

Frequency(MHz)	Field strength(microvolts/meter)	Measurement distance(meters)
0.009-0.490	2400/F(kHz)	300
0.490-1.705	24000/F(kHz)	30
1.705-30.0	30	30
30-88	100	3
88-216	150	3
216-960	200	3
Above 960	500	3

*(1) For transmitters operating in the 5.15-5.25 GHz band: All emissions outside of the 5.15-5.35 GHz band shall not exceed an e.i.r.p. of -27 dBm/MHz.

(2) For transmitters operating in the 5.25-5.35 GHz band: All emissions outside of the 5.15-5.35 GHz band shall not exceed an e.i.r.p. of -27 dBm/MHz.

(3) For transmitters operating in the 5.47-5.725 GHz band: All emissions outside of the 5.47-5.725 GHz band shall not exceed an e.i.r.p. of -27 dBm/MHz.

(4) For transmitters operating in the 5.725-5.85 GHz band:

(i) All emissions shall be limited to a level of -27 dBm/MHz at 75 MHz or more above or below the band edge increasing linearly to 10 dBm/MHz at 25 MHz above or below the band edge, and from 25 MHz above or below the band edge increasing linearly to a level of 15.6 dBm/MHz at 5 MHz above or below the band edge, and from 5 MHz above or below the band edge increasing linearly to a level of 27 dBm/MHz at the band edge.

Remark: The emission limits shown in the above table are based on measurements employing a CISPR quasi-peak detector except for the frequency bands 9-90kHz, 110-490kHz and above 1000 MHz. Radiated emission limits in these three bands are based on measurements employing an average detector, the peak field strength of any emission shall not exceed the maximum permitted average limits specified above by more than 20 dB under any condition of modulation.

7.10.1 E.U.T. Operation

Operating Environment:

Temperature: 22.3 °C

Humidity: 51.7 % RH

Atmospheric Pressure: 1020 mbar

7.10.2 Test Mode Description

Pre-scan / Mode
Final test Code Description

Final test 04

TX mode (U-NII-1)_Keep the EUT in continuously transmitting mode with all modulation types. All data rates for each modulation type have been tested and found the data rate @ 6Mbps is the worst case of IEEE 802.11a; data rate @ MCS0 is the worst case of IEEE 802.11n(HT20); data rate @ MCS0 is the worst case of IEEE 802.11n(HT40); data rate @ MCS0 is the worst case of IEEE 802.11ac(VHT20); data rate @ MCS0 is the worst case of



Unless otherwise agreed in writing, this document is issued by the Company subject to its General Conditions of Service printed overleaf, available on request or accessible at <http://www.sgs.com/en/Terms-and-Conditions.aspx> and, for electronic format documents, subject to Terms and Conditions for Electronic Documents at <http://www.sgs.com/en/Terms-and-Conditions/Terms-e-Documents.aspx>. Attention is drawn to the limitation of liability, indemnification and jurisdiction issues defined therein. Any holder of this document is advised that information contained herein reflects the Company's findings at the time of its intervention only and within the limits of Client's instructions, if any. The Company's sole responsibility is to its Client and this document does not exonerate parties to a transaction from exercising all their rights and obligations under the transaction documents. This document cannot be reproduced except in full, without prior written approval of the Company. Any unauthorized alteration, forgery or falsification of the content or appearance of this document is unlawful and offenders may be prosecuted to the fullest extent of the law. Unless otherwise stated the results shown in this test report refer only to the sample(s) tested and such sample(s) are retained for 30 days only.

Attention: To check the authenticity of testing / inspection report & certificate, please contact us at telephone: (86-755) 8307 1443, or email: CN.Doccheck@sgs.com

Final test 05

IEEE 802.11ac(VHT40); data rate @ MCS0 is the worst case of IEEE 802.11ac(VHT80). Only the data of worst case is recorded in the report.

TX mode (U-NII-2A)_Keep the EUT in continuously transmitting mode with all modulation types.All data rates for each modulation type have been tested and found the data rate @ 6Mbps is the worst case of IEEE 802.11a; data rate @ MCS0 is the worst case of IEEE 802.11n(HT20); data rate @ MCS0 is the worst case of IEEE 802.11n(HT40); data rate @ MCS0 is the worst case of IEEE 802.11ac(VHT20); data rate @ MCS0 is the worst case of IEEE 802.11ac(VHT40); data rate @ MCS0 is the worst case of IEEE 802.11ac(VHT80). Only the data of worst case is recorded in the report.

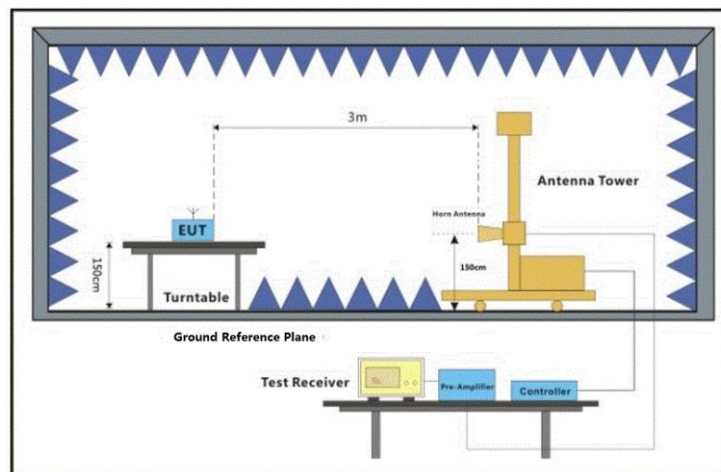
Final test 06

TX mode (U-NII-2C)_Keep the EUT in continuously transmitting mode with all modulation types.All data rates for each modulation type have been tested and found the data rate @ 6Mbps is the worst case of IEEE 802.11a; data rate @ MCS0 is the worst case of IEEE 802.11n(HT20); data rate @ MCS0 is the worst case of IEEE 802.11n(HT40); data rate @ MCS0 is the worst case of IEEE 802.11ac(VHT20); data rate @ MCS0 is the worst case of IEEE 802.11ac(VHT40); data rate @ MCS0 is the worst case of IEEE 802.11ac(VHT80). Only the data of worst case is recorded in the report.

Final test 07

TX mode (U-NII-3)_Keep the EUT in continuously transmitting mode with all modulation types.All data rates for each modulation type have been tested and found the data rate @ 6Mbps is the worst case of IEEE 802.11a; data rate @ MCS0 is the worst case of IEEE 802.11n(HT20); data rate @ MCS0 is the worst case of IEEE 802.11n(HT40); data rate @ MCS0 is the worst case of IEEE 802.11ac(VHT20); data rate @ MCS0 is the worst case of IEEE 802.11ac(VHT40); data rate @ MCS0 is the worst case of IEEE 802.11ac(VHT80). Only the data of worst case is recorded in the report.

7.10.3 Test Setup Diagram



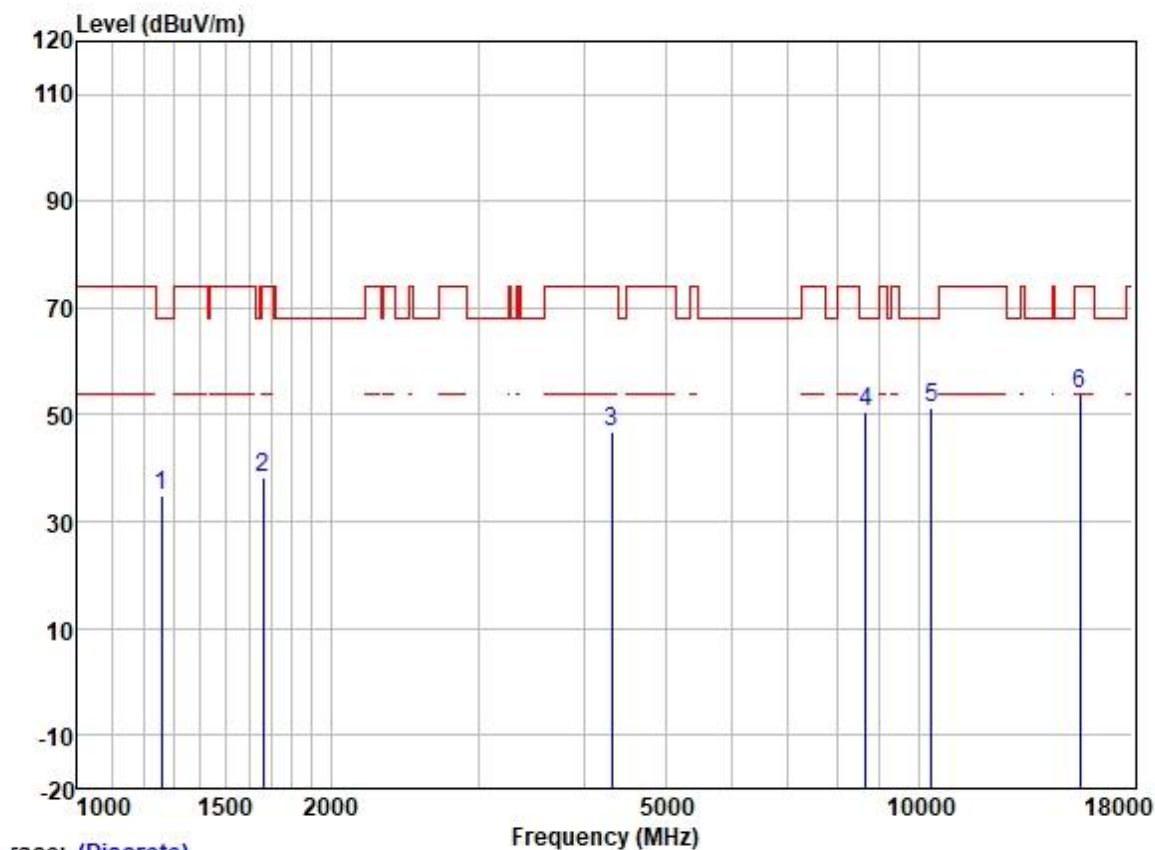
7.10.4 Measurement Procedure and Data

- a. The EUT was placed on the top of a rotating table 1.5 meters above the ground at a 3 meter fully-anechoic chamber. The table was rotated 360 degrees to determine the position of the highest radiation.
- b. The EUT was set 3 or 10 meters away from the interference-receiving antenna, which was mounted on the top of a variable-height antenna tower.
- c. The antenna height is varied from one meter to four meters above the ground to determine the maximum value of the field strength. Both horizontal and vertical polarizations of the antenna are set to make the measurement.
- d. For each suspected emission, the EUT was arranged to its worst case and then the antenna was tuned to heights from 1 meter to 4 meters and the rotatable table was turned from 0 degrees to 360 degrees to find the maximum reading.
- e. The test-receiver system was set to Peak Detect Function and Specified Bandwidth with Maximum Hold Mode.
- f. If the emission level of the EUT in peak mode was 10dB lower than the limit specified, then testing could be stopped and the peak values of the EUT would be reported. Otherwise the emissions that did not have 10dB margin would be re-tested one by one using peak, quasi-peak or average method as specified and then reported in a data sheet.
- g. Test the EUT in the lowest channel, the middle channel, the Highest channel.
- h. The radiation measurements are performed in X, Y, Z axis positioning for Transmitting mode, and found the X axis positioning which it is the worst case.
- i. Repeat above procedures until all frequencies measured was complete.

Remark:

1. Level= Read Level+ Cable Loss+ Antenna Factor- Preamp Factor
2. Scan from 1GHz to 40GHz, the disturbance above 18GHz was very low. The points marked on above plots are the highest emissions could be found when testing, so only above points had been displayed. The amplitude of spurious emissions from the radiator which are attenuated more than 20dB below the limit need not be reported.
4. As shown in this section, for frequencies above 1GHz, the field strength limits are based on average limits. However, the peak field strength of any emission shall not exceed the maximum permitted average limits specified above by more than 20 dB under any condition of modulation. For the emissions whose peak level is lower than the average limit, only the peak measurement is shown in the report.

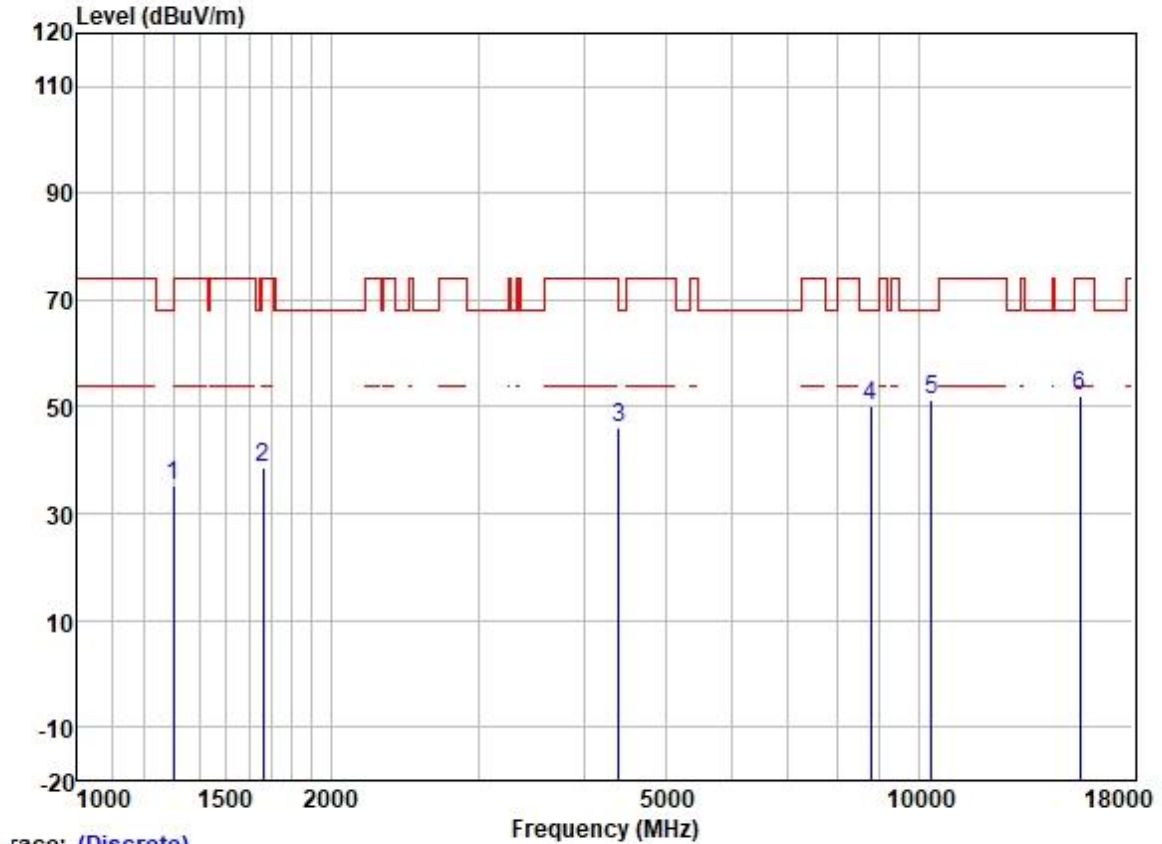
Test Mode: 04; Polarity: Horizontal; Modulation:802.11a; Bandwidth:20MHz; Channel:Low



Trace: (Discrete)

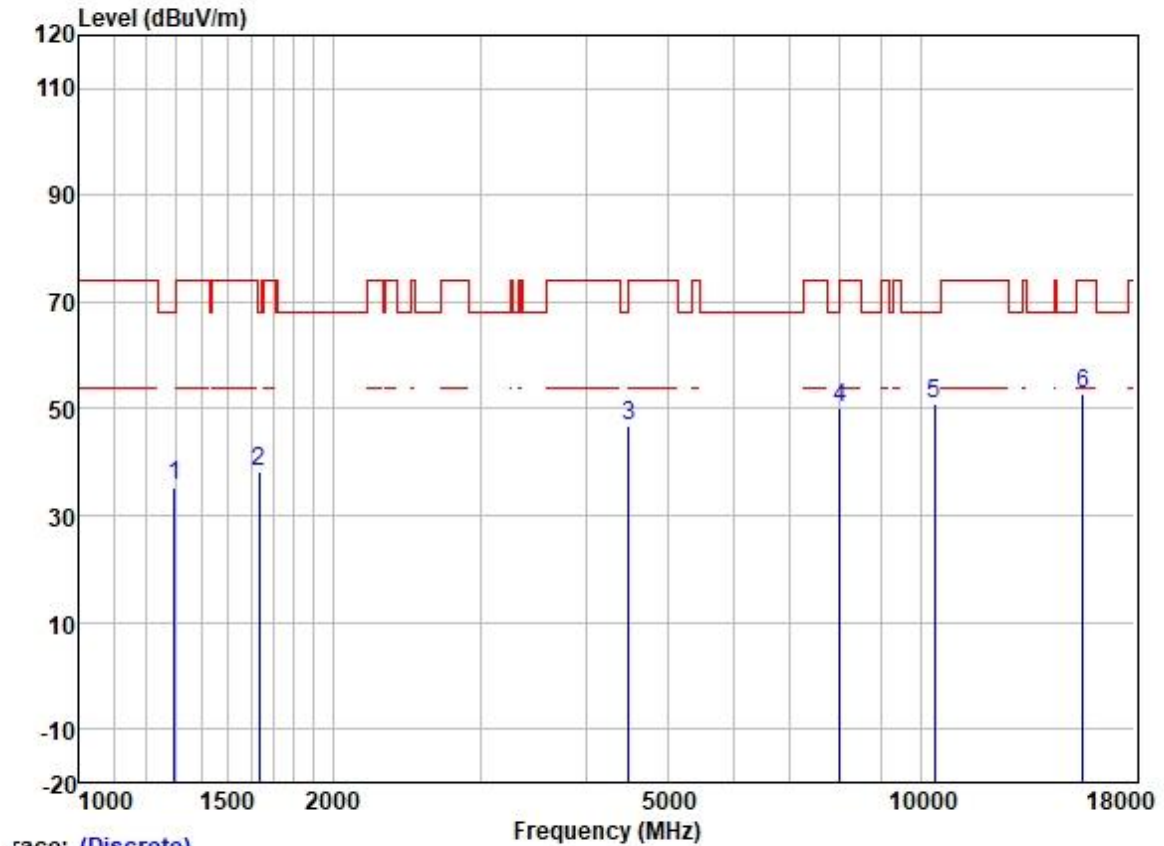
	Freq	Read	Antenna	Cable	Preamp	Limit	Over		
	MHz	Level	Factor	Loss	Factor	Line	Limit	Pol/Phase	Remark
	MHz	dBuV	dB/m	dB	dB	dBuV/m	dBuV/m	dB	
1	1260.149	45.76	25.07	2.40	38.35	34.88	68.20	-33.32	HORIZONTAL Peak
2	1663.137	47.78	25.65	2.80	37.91	38.32	74.00	-35.68	HORIZONTAL Peak
3	4316.859	48.34	30.51	4.66	36.81	46.70	74.00	-27.30	HORIZONTAL Peak
4	8663.404	43.89	37.27	6.97	37.55	50.58	68.20	-17.62	HORIZONTAL Peak
5	10360.000	42.17	39.28	7.29	37.37	51.37	68.20	-16.83	HORIZONTAL Peak
6	15540.000	40.34	39.05	9.88	35.39	53.88	74.00	-20.12	HORIZONTAL Peak

Test Mode: 04; Polarity: Vertical; Modulation:802.11a; Bandwidth:20MHz; Channel:Low



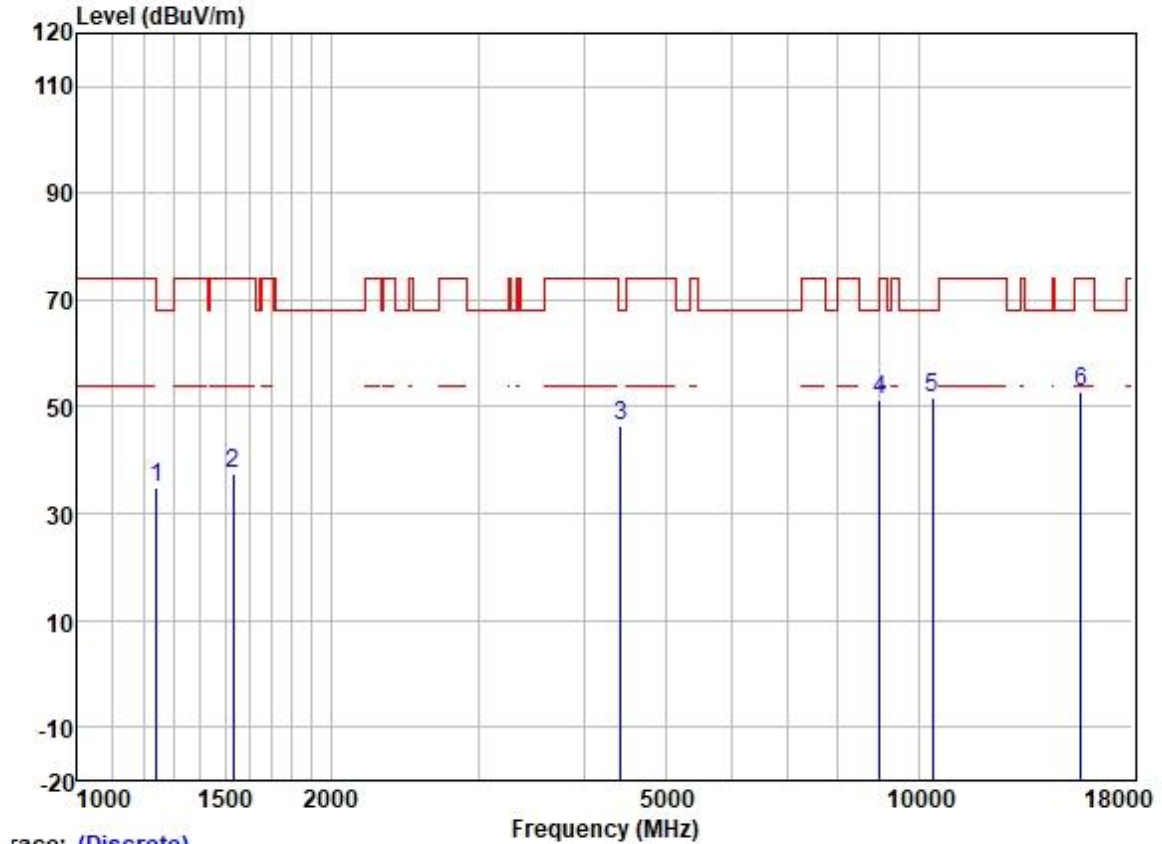
	Freq	Read	Antenna	Cable	Preamp	Limit	Over		
	MHz	Level	Factor	Loss	Factor	Line	Limit	Pol/Phase	Remark
	MHz	dBuV	dB/m	dB	dB	dBuV/m	dBuV/m	dB	
1	1300.858	45.75	25.20	2.60	38.31	35.24	74.00	-38.76	VERTICAL Peak
2	1663.137	48.18	25.65	2.80	37.91	38.72	74.00	-35.28	VERTICAL Peak
3	4405.090	47.36	30.68	4.70	36.81	45.93	68.20	-22.27	VERTICAL Peak
4	8764.146	43.04	37.32	7.19	37.54	50.01	68.20	-18.19	VERTICAL Peak
5	10360.000	42.19	39.28	7.29	37.37	51.39	68.20	-16.81	VERTICAL Peak
6	15540.000	38.37	39.05	9.88	35.39	51.91	74.00	-22.09	VERTICAL Peak

Test Mode: 04; Polarity: Horizontal; Modulation:802.11a; Bandwidth:20MHz; Channel:middle



	Freq	Read	Antenna	Cable	Preamp	Limit	Over		
	MHz	Level	Factor	Loss	Factor	Line	Limit	Pol/Phase	Remark
	MHz	dBuV	dB/m	dB	dB	dBuV/m	dBuV/m	dB	
1	1297.103	45.98	25.19	2.58	38.31	35.44	68.20	-32.76	HORIZONTAL Peak
2	1634.543	47.59	25.62	2.80	37.95	38.06	68.20	-30.14	HORIZONTAL Peak
3	4495.125	47.68	30.80	5.05	36.82	46.71	68.20	-21.49	HORIZONTAL Peak
4	8013.020	44.71	36.91	6.17	37.60	50.19	68.20	-18.01	HORIZONTAL Peak
5	10400.000	41.59	39.33	7.32	37.36	50.88	68.20	-17.32	HORIZONTAL Peak
6	15600.000	39.32	38.99	9.88	35.39	52.80	74.00	-21.20	HORIZONTAL Peak

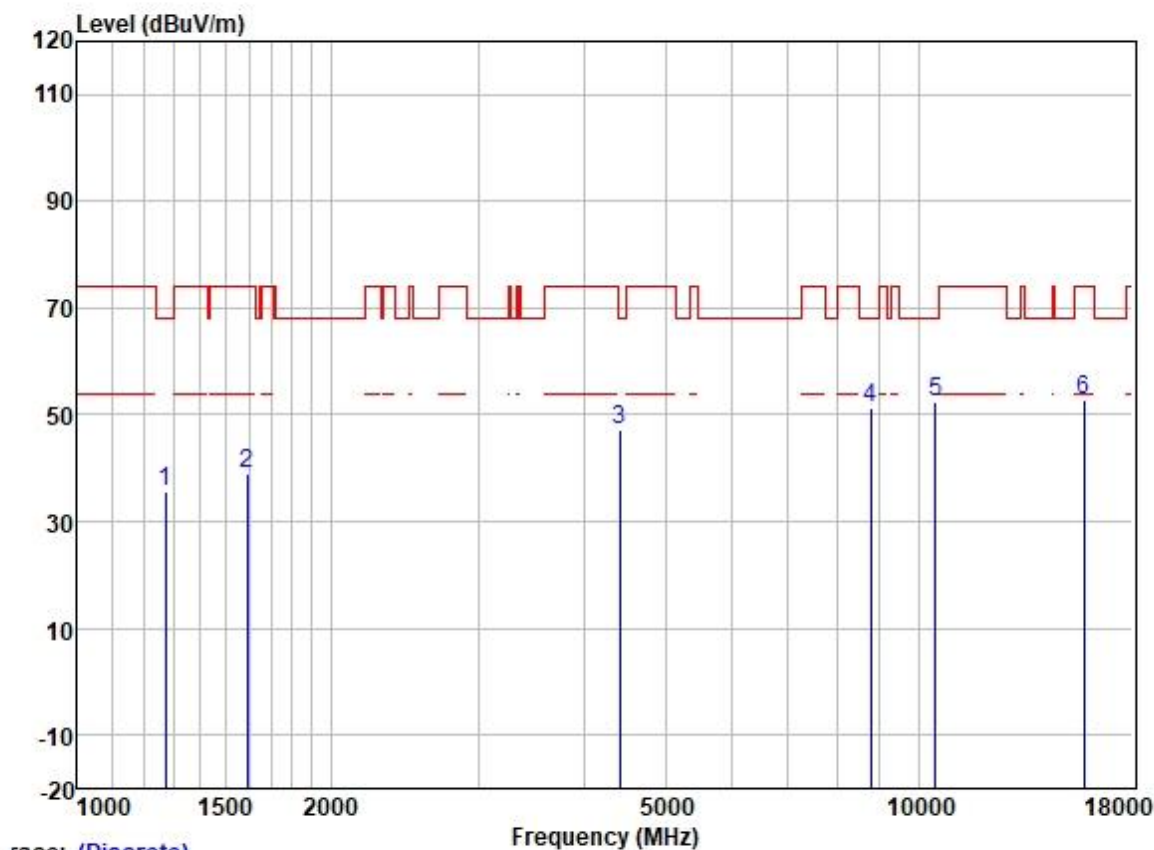
Test Mode: 04; Polarity: Vertical; Modulation:802.11a; Bandwidth:20MHz; Channel:middle



race: (Discrete)

	Freq	Read	Antenna	Cable	Preamp		Limit	Over		
	MHz	Level	Factor	Loss	Factor	Level	Line	Limit	Pol/Phase	Remark
	MHz	dBuV	dB/m	dB	dB	dBuV/m	dBuV/m	dB		
1	1242.068	46.07	24.98	2.31	38.35	35.01	68.20	-33.19	VERTICAL	Peak
2	1533.841	47.33	25.52	2.80	38.07	37.58	74.00	-36.42	VERTICAL	Peak
3	4430.628	47.87	30.72	4.78	36.81	46.56	68.20	-21.64	VERTICAL	Peak
4	8995.123	43.88	37.40	7.56	37.50	51.34	68.20	-16.86	VERTICAL	Peak
5	10400.000	42.26	39.33	7.32	37.36	51.55	68.20	-16.65	VERTICAL	Peak
6	15600.000	39.34	38.99	9.88	35.39	52.82	74.00	-21.18	VERTICAL	Peak

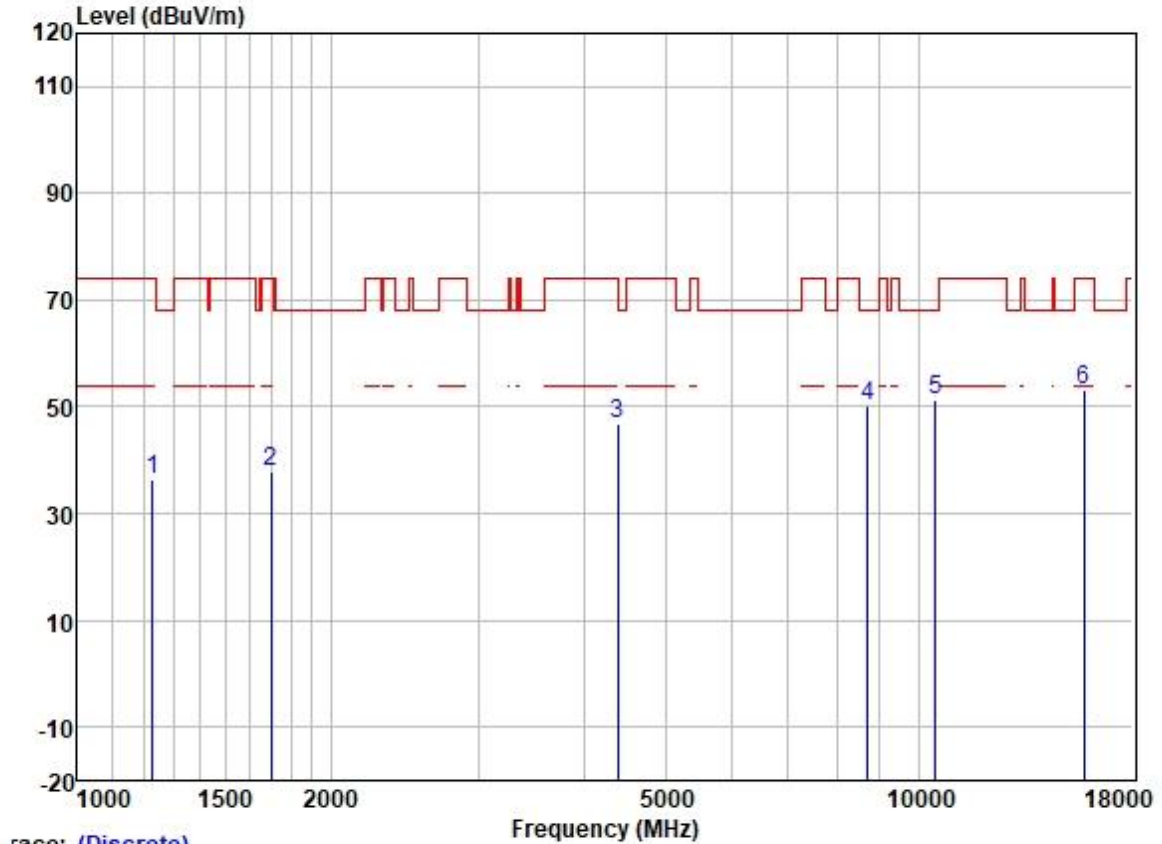
Test Mode: 04; Polarity: Horizontal; Modulation:802.11a; Bandwidth:20MHz; Channel:High



race: (Discrete)

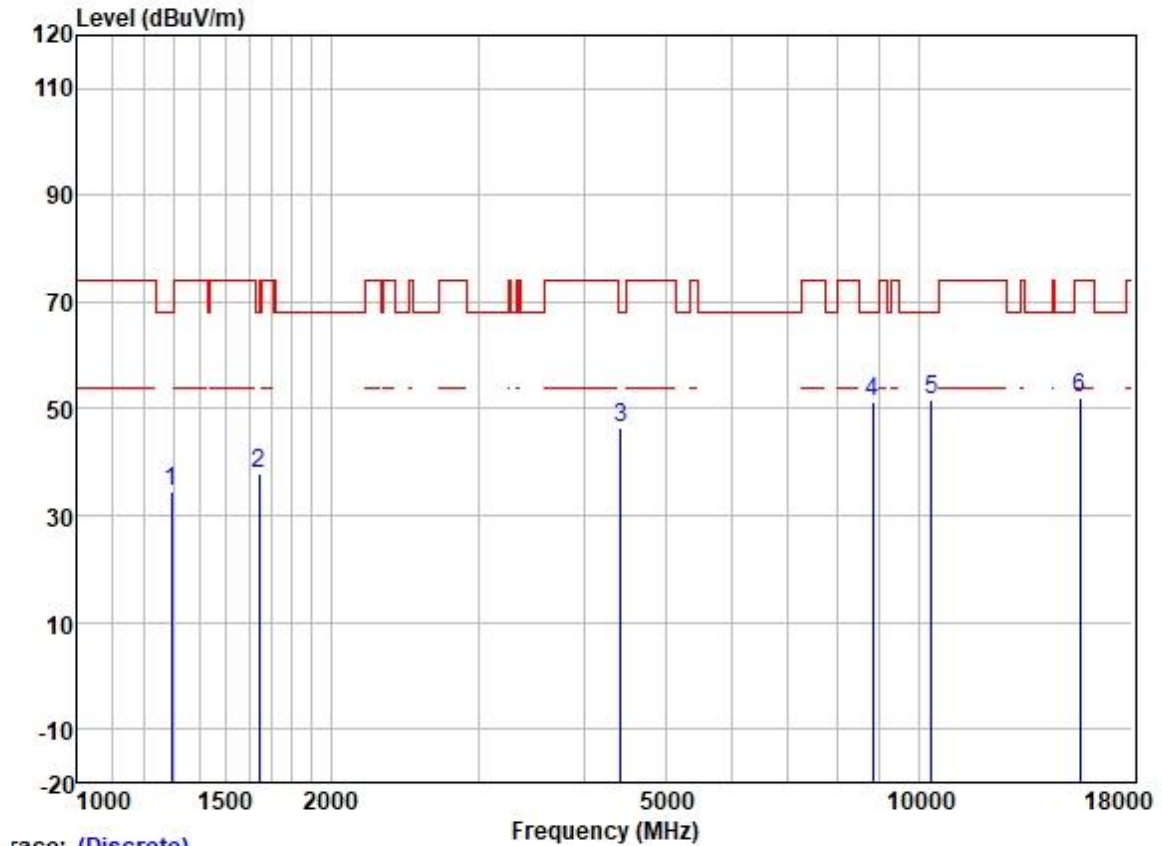
		ReadAntenna		Cable	Preamp		Limit	Over		
	Freq	Level	Factor	Loss	Factor	Level	Line	Limit	Pol/Phase	Remark
	MHz	dBuV	dB/m	dB	dB	dBuV/m	dBuV/m	dB		
1	1271.123	46.53	25.11	2.46	38.33	35.77	68.20	-32.43	HORIZONTAL	Peak
2	1592.571	48.68	25.57	2.80	37.98	39.07	74.00	-34.93	HORIZONTAL	Peak
3	4417.841	48.45	30.70	4.74	36.81	47.08	68.20	-21.12	HORIZONTAL	Peak
4	8764.146	44.18	37.32	7.19	37.54	51.15	68.20	-17.05	HORIZONTAL	Peak
5	10480.000	42.96	39.46	7.40	37.36	52.46	68.20	-15.74	HORIZONTAL	Peak
6	15720.000	39.72	38.78	9.87	35.39	52.98	74.00	-21.02	HORIZONTAL	Peak

Test Mode: 04; Polarity: Vertical; Modulation:802.11a; Bandwidth:20MHz; Channel:High



	Freq	ReadAntenna	Cable	Preamp		Limit	Over			
	MHz	Level	Factor	Loss	Factor	Level	Line	Limit	Pol/Phase	Remark
	MHz	dBuV	dB/m	dB	dB	dBuV/m	dBuV/m	dB		
1	1227.791	47.37	24.88	2.31	38.37	36.19	74.00	-37.81	VERTICAL	Peak
2	1697.129	47.36	25.71	2.80	37.89	37.98	74.00	-36.02	VERTICAL	Peak
3	4392.376	48.14	30.66	4.70	36.81	46.69	74.00	-27.31	VERTICAL	Peak
4	8713.630	43.50	37.30	7.07	37.55	50.32	68.20	-17.88	VERTICAL	Peak
5	10480.000	41.93	39.46	7.40	37.36	51.43	68.20	-16.77	VERTICAL	Peak
6	15720.000	40.02	38.78	9.87	35.39	53.28	74.00	-20.72	VERTICAL	Peak

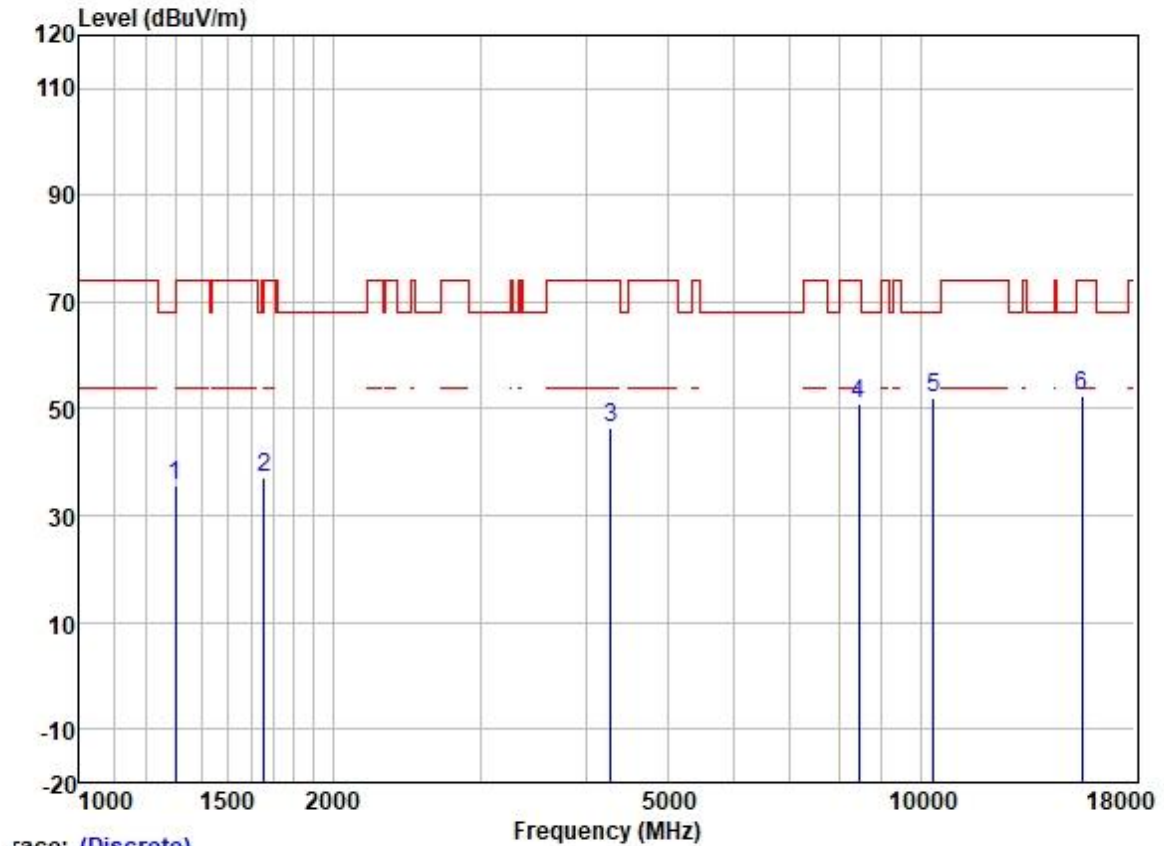
Test Mode: 04; Polarity: Horizontal; Modulation:802.11n; Bandwidth:20MHz; Channel:Low



race: (Discrete)

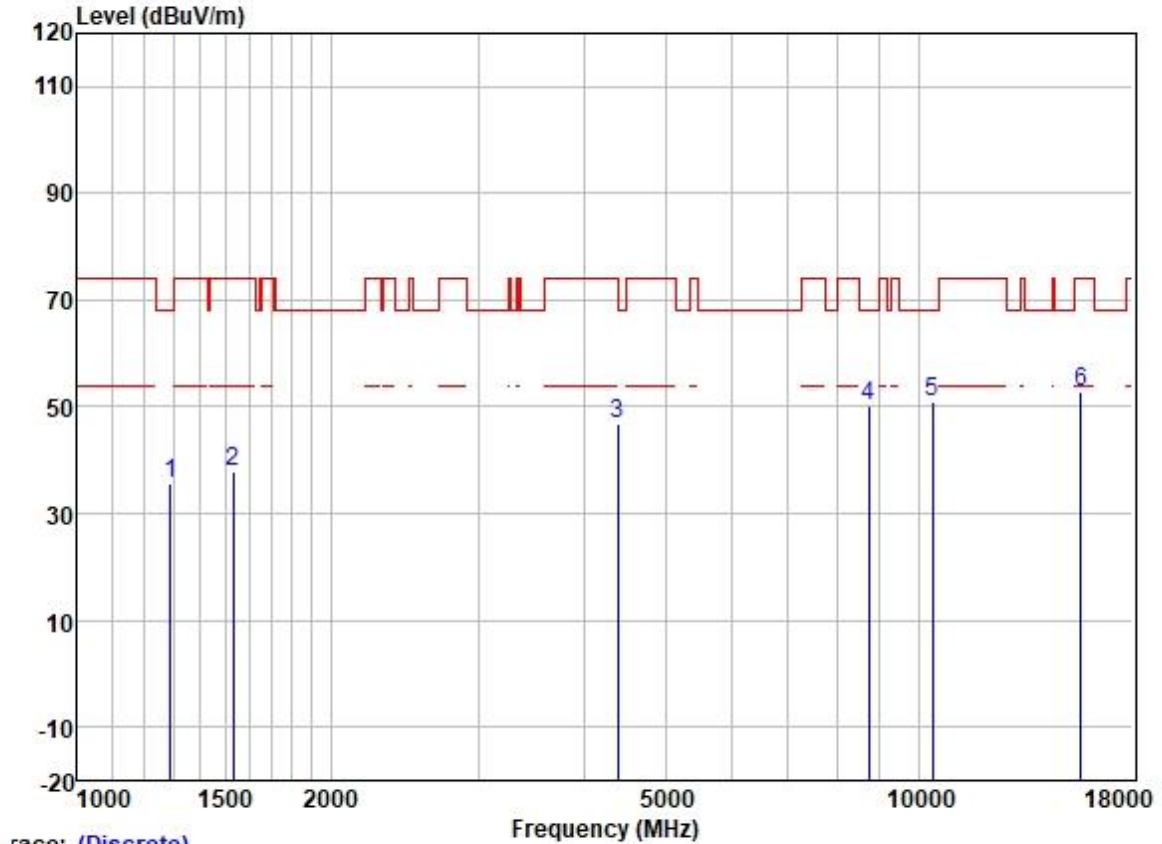
		ReadAntenna		Cable	Preamp		Limit	Over		
	Freq	Level	Factor	Loss	Factor	Level	Line	Limit	Pol/Phase	Remark
	MHz	dBuV	dB/m	dB	dB	dBuV/m	dBuV/m	dB		
1	1293.359	45.14	25.18	2.57	38.31	34.58	68.20	-33.62	HORIZONTAL	Peak
2	1644.019	47.50	25.63	2.80	37.93	38.00	68.20	-30.20	HORIZONTAL	Peak
3	4430.628	47.77	30.72	4.78	36.81	46.46	68.20	-21.74	HORIZONTAL	Peak
4	8814.957	44.04	37.34	7.29	37.53	51.14	68.20	-17.06	HORIZONTAL	Peak
5	10360.000	42.30	39.28	7.29	37.37	51.50	68.20	-16.70	HORIZONTAL	Peak
6	15540.000	38.60	39.05	9.88	35.39	52.14	74.00	-21.86	HORIZONTAL	Peak

Test Mode: 04; Polarity: Vertical; Modulation:802.11n; Bandwidth:20MHz; Channel:Low



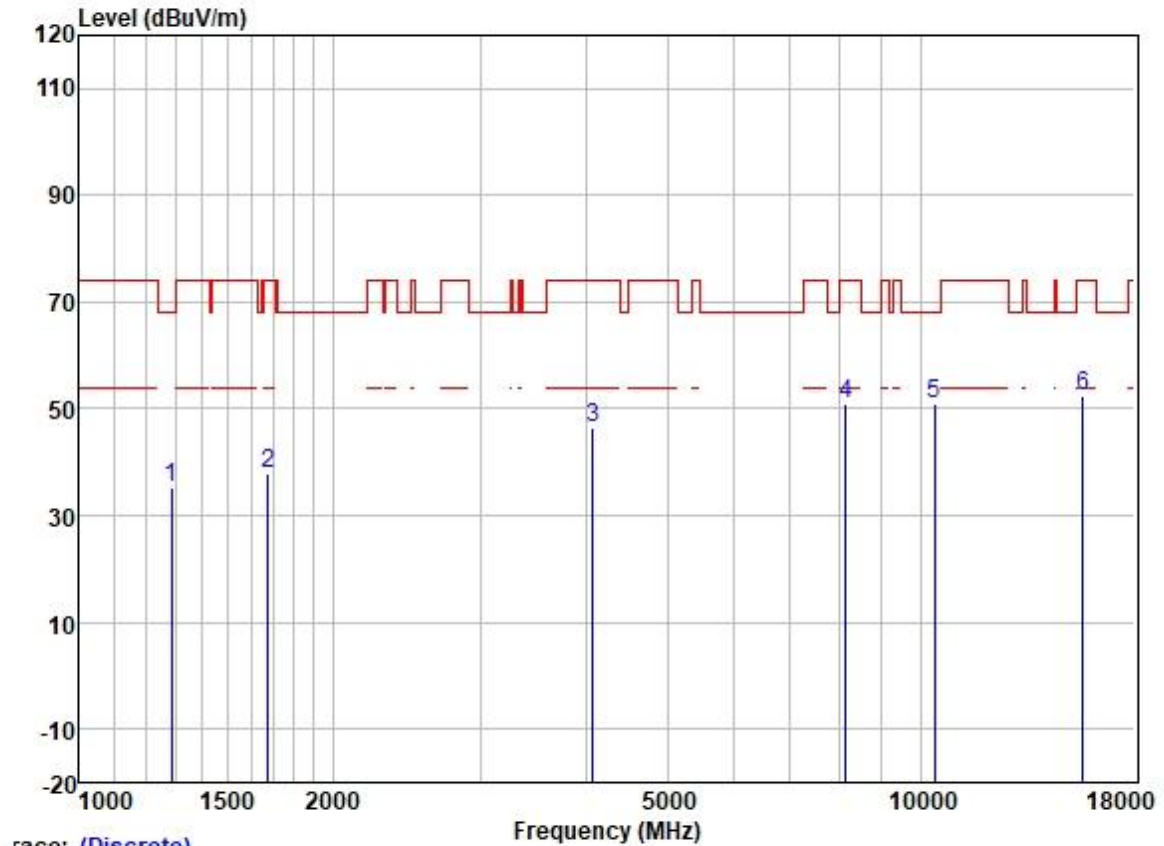
	Freq	Read	Antenna	Cable	Preamp		Limit	Over		
	MHz	Level	Factor	Loss	Factor	Level	Line	Limit	Pol/Phase	Remark
	MHz	dBuV	dB/m	dB	dB	dBuV/m	dBuV/m	dB		
1	1300.858	46.24	25.20	2.60	38.31	35.73	74.00	-38.27	VERTICAL	Peak
2	1658.337	46.70	25.65	2.80	37.93	37.22	68.20	-30.98	VERTICAL	Peak
3	4279.589	48.04	30.42	4.63	36.81	46.28	74.00	-27.72	VERTICAL	Peak
4	8440.945	44.77	37.11	6.66	37.57	50.97	74.00	-23.03	VERTICAL	Peak
5	10360.000	42.77	39.28	7.29	37.37	51.97	68.20	-16.23	VERTICAL	Peak
6	15540.000	38.86	39.05	9.88	35.39	52.40	74.00	-21.60	VERTICAL	Peak

Test Mode: 04; Polarity: Horizontal; Modulation:802.11n; Bandwidth:20MHz; Channel:middle



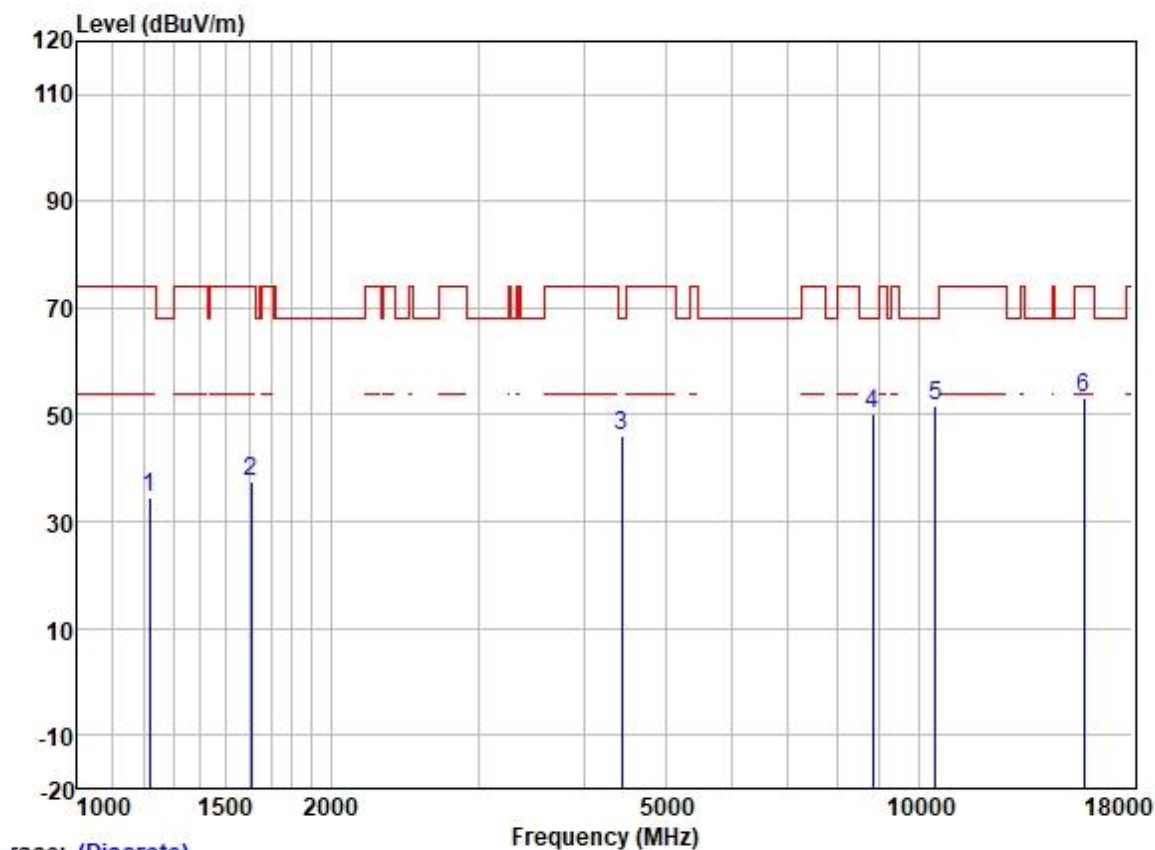
	Freq	Read	Antenna	Cable	Preamp	Limit	Over		
	MHz	Level	Factor	Loss	Factor	Line	Limit	Pol/Phase	Remark
	MHz	dBuV	dB/m	dB	dB	dBuV/m	dBuV/m	dB	
1	1289.627	46.14	25.17	2.55	38.31	35.55	68.20	-32.65	HORIZONTAL Peak
2	1533.841	47.67	25.52	2.80	38.07	37.92	74.00	-36.08	HORIZONTAL Peak
3	4392.376	48.19	30.66	4.70	36.81	46.74	74.00	-27.26	HORIZONTAL Peak
4	8738.852	43.45	37.31	7.13	37.54	50.35	68.20	-17.85	HORIZONTAL Peak
5	10400.000	41.57	39.33	7.32	37.36	50.86	68.20	-17.34	HORIZONTAL Peak
6	15600.000	39.41	38.99	9.88	35.39	52.89	74.00	-21.11	HORIZONTAL Peak

Test Mode: 04; Polarity: Vertical; Modulation:802.11n; Bandwidth:20MHz; Channel:middle



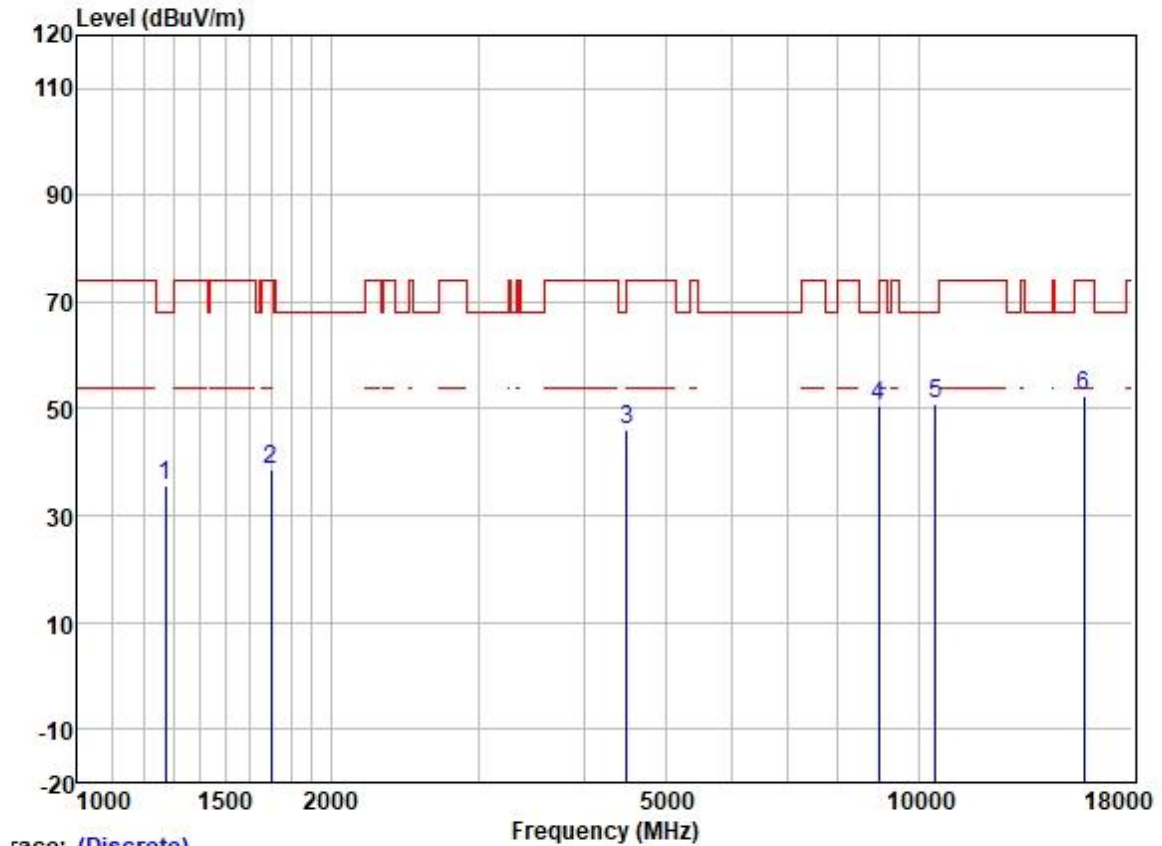
	Freq	Read	Antenna	Cable	Preamp		Limit	Over		
		Level	Factor	Loss	Factor	Level	Line	Limit	Pol/Phase	Remark
	MHz	dBuV	dB/m	dB	dB	dBuV/m	dBuV/m	dB		
1	1285.904	45.99	25.16	2.53	38.33	35.35	68.20	-32.85	VERTICAL	Peak
2	1677.621	47.16	25.68	2.80	37.91	37.73	74.00	-36.27	VERTICAL	Peak
3	4074.388	48.70	29.90	4.60	36.80	46.40	74.00	-27.60	VERTICAL	Peak
4	8153.195	45.31	36.96	6.30	37.59	50.98	74.00	-23.02	VERTICAL	Peak
5	10400.000	41.82	39.33	7.32	37.36	51.11	68.20	-17.09	VERTICAL	Peak
6	15600.000	38.92	38.99	9.88	35.39	52.40	74.00	-21.60	VERTICAL	Peak

Test Mode: 04; Polarity: Horizontal; Modulation:802.11n; Bandwidth:20MHz; Channel:High



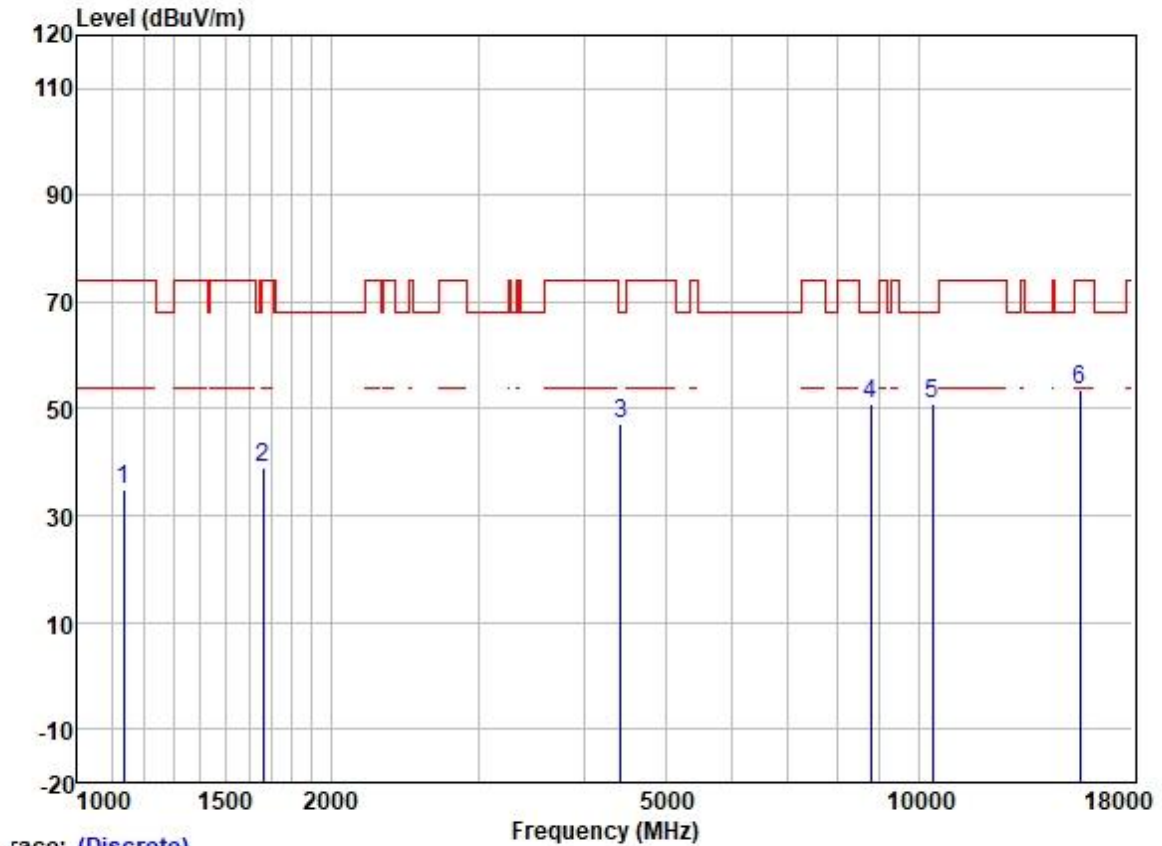
		ReadAntenna		Cable	Preamp		Limit	Over		
	Freq	Level	Factor	Loss	Factor	Level	Line	Limit	Pol/Phase	Remark
	MHz	dBuV	dB/m	dB	dB	dBuV/m	dBuV/m	dB		
1	1217.190	45.76	24.79	2.32	38.37	34.50	74.00	-39.50	HORIZONTAL	Peak
2	1611.091	46.95	25.59	2.80	37.98	37.36	74.00	-36.64	HORIZONTAL	Peak
3	4443.453	47.51	30.73	4.83	36.81	46.26	68.20	-21.94	HORIZONTAL	Peak
4	8814.957	43.15	37.34	7.29	37.53	50.25	68.20	-17.95	HORIZONTAL	Peak
5	10480.000	42.08	39.46	7.40	37.36	51.58	68.20	-16.62	HORIZONTAL	Peak
6	15720.000	40.09	38.78	9.87	35.39	53.35	74.00	-20.65	HORIZONTAL	Peak

Test Mode: 04; Polarity: Vertical; Modulation:802.11n; Bandwidth:20MHz; Channel:High



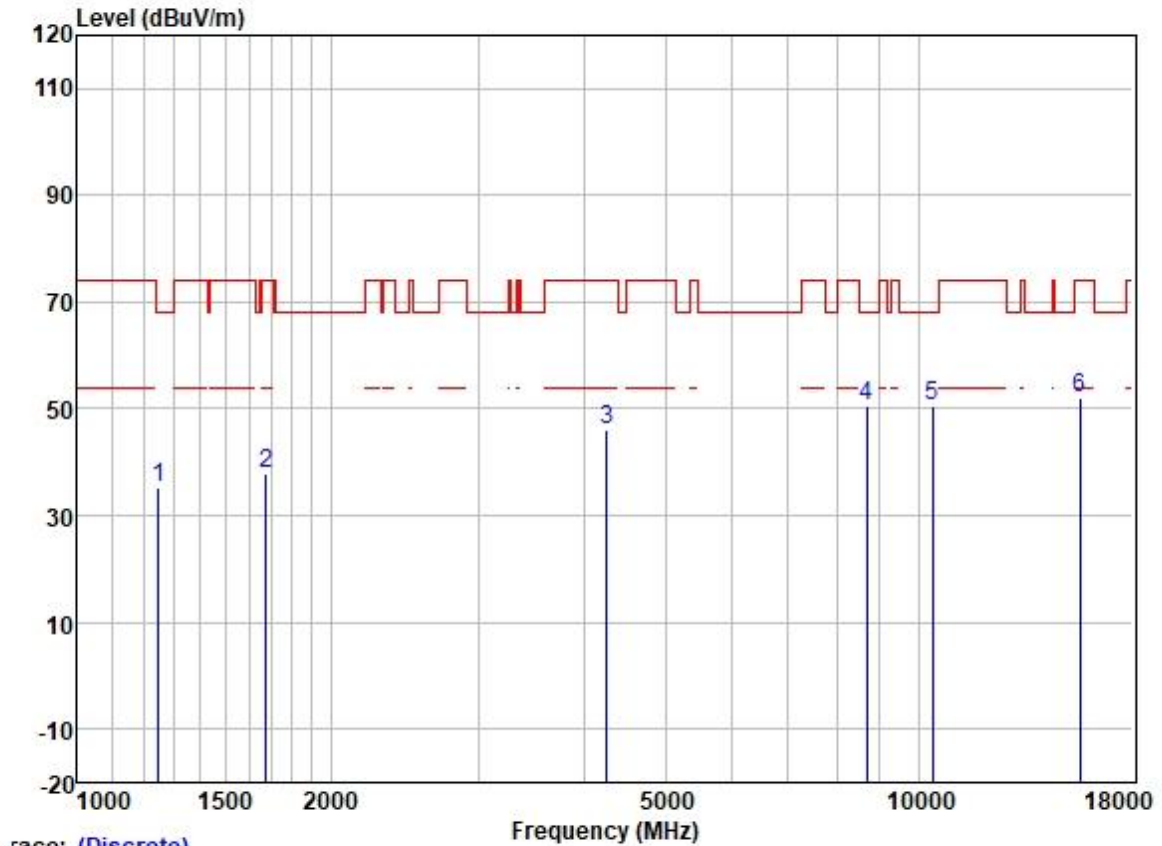
	Freq	Read	Antenna	Cable	Preamp	Limit	Over		
	MHz	Level	Factor	Loss	Factor	Line	Limit	Pol/Phase	Remark
	MHz	dBuV	dB/m	dB	dB	dBuV/m	dBuV/m	dB	
1	1271.123	46.54	25.11	2.46	38.33	35.78	68.20	-32.42	VERTICAL Peak
2	1697.129	47.86	25.71	2.80	37.89	38.48	74.00	-35.52	VERTICAL Peak
3	4495.125	47.19	30.80	5.05	36.82	46.22	68.20	-21.98	VERTICAL Peak
4	8969.161	43.00	37.39	7.53	37.51	50.41	68.20	-17.79	VERTICAL Peak
5	10480.000	41.40	39.46	7.40	37.36	50.90	68.20	-17.30	VERTICAL Peak
6	15720.000	39.18	38.78	9.87	35.39	52.44	74.00	-21.56	VERTICAL Peak

Test Mode: 04; Polarity: Horizontal; Modulation:802.11n; Bandwidth:40MHz; Channel:Low



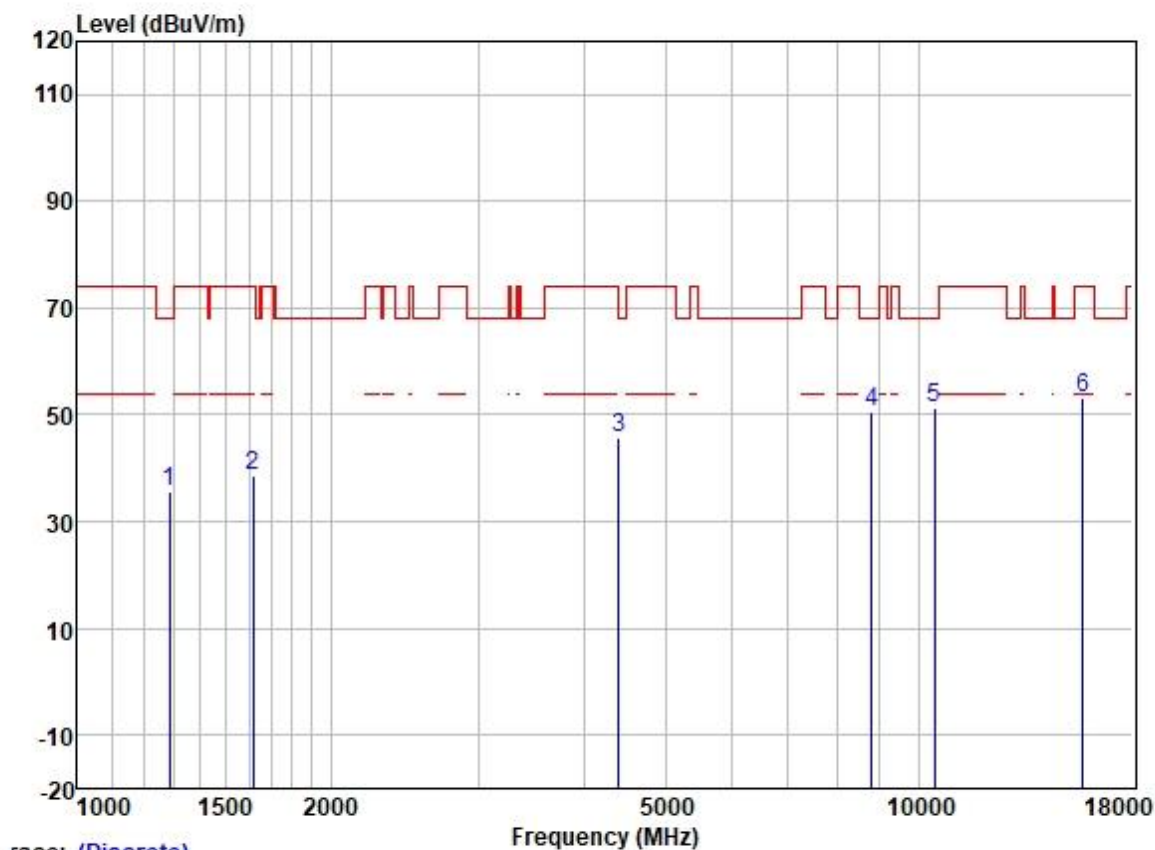
	Freq	Read	Antenna	Cable	Preamp	Limit	Over		
	MHz	Level	Factor	Loss	Factor	Line	Limit	Pol/Phase	Remark
	MHz	dBuV	dB/m	dB	dB	dBuV/m	dBuV/m	dB	
1	1135.617	46.67	24.45	2.25	38.43	34.94	74.00	-39.06	HORIZONTAL Peak
2	1663.137	48.59	25.65	2.80	37.91	39.13	74.00	-34.87	HORIZONTAL Peak
3	4430.628	48.38	30.72	4.78	36.81	47.07	68.20	-21.13	HORIZONTAL Peak
4	8764.146	44.06	37.32	7.19	37.54	51.03	68.20	-17.17	HORIZONTAL Peak
5	10380.000	41.81	39.33	7.32	37.37	51.09	68.20	-17.11	HORIZONTAL Peak
6	15570.000	40.02	38.99	9.88	35.39	53.50	74.00	-20.50	HORIZONTAL Peak

Test Mode: 04; Polarity: Vertical; Modulation:802.11n; Bandwidth:40MHz; Channel:Low



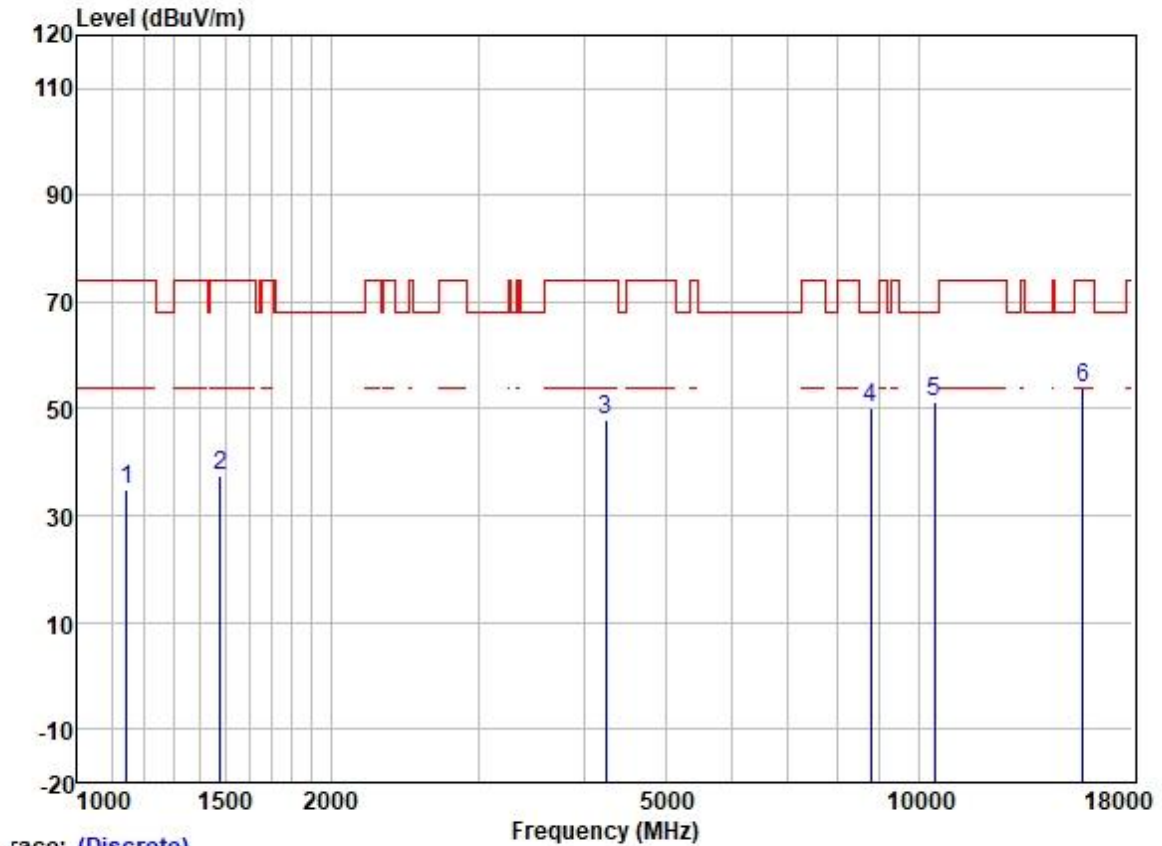
		ReadAntenna		Cable	Preamp		Limit	Over		
	Freq	Level	Factor	Loss	Factor	Level	Line	Limit	Pol/Phase	Remark
	MHz	dBuV	dB/m	dB	dB	dBuV/m	dBuV/m	dB		
1	1249.269	46.08	25.02	2.34	38.35	35.09	68.20	-33.11	VERTICAL	Peak
2	1677.621	47.32	25.68	2.80	37.91	37.89	74.00	-36.11	VERTICAL	Peak
3	4254.921	48.05	30.34	4.62	36.81	46.20	74.00	-27.80	VERTICAL	Peak
4	8688.480	43.66	37.28	7.02	37.55	50.41	68.20	-17.79	VERTICAL	Peak
5	10380.000	41.12	39.33	7.32	37.37	50.40	68.20	-17.80	VERTICAL	Peak
6	15570.000	38.55	38.99	9.88	35.39	52.03	74.00	-21.97	VERTICAL	Peak

Test Mode: 04; Polarity: Horizontal; Modulation:802.11n; Bandwidth:40MHz; Channel:High



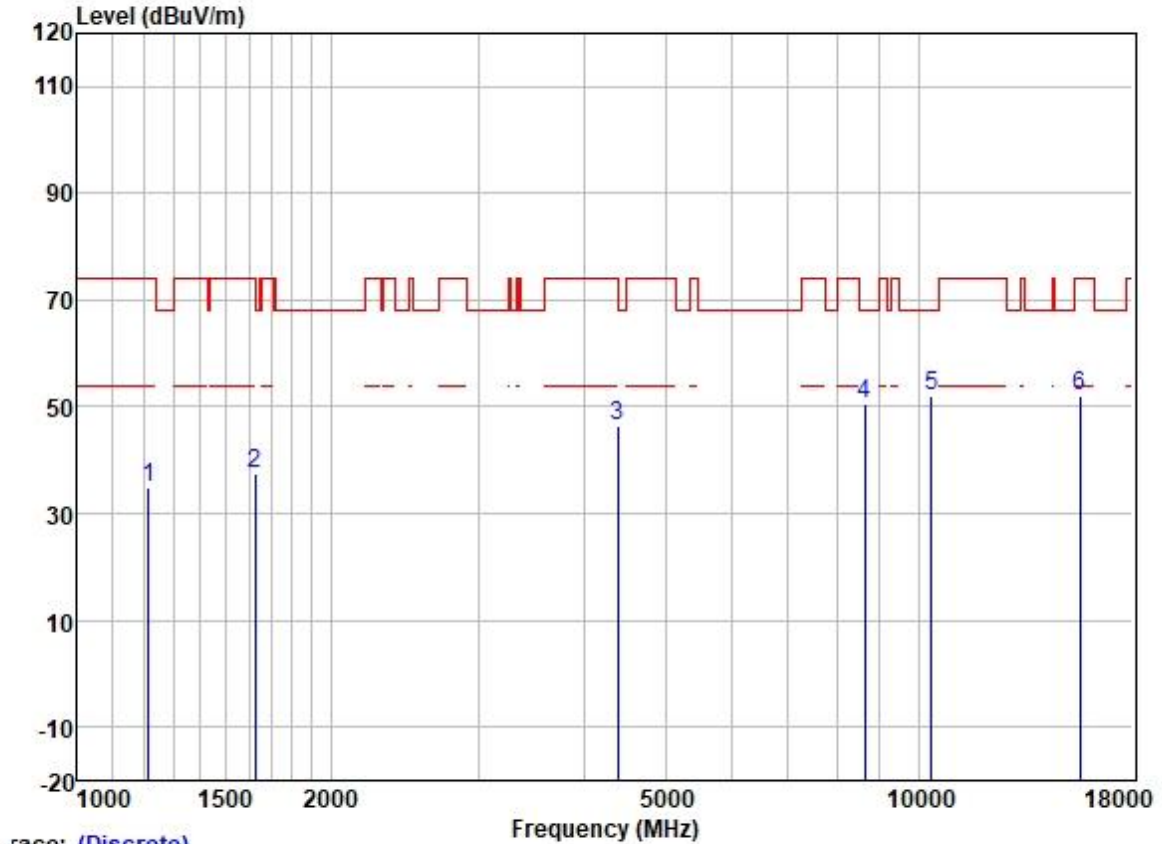
	Freq	Read	Antenna	Cable	Preamp	Limit	Over		
	MHz	Level	Factor	Loss	Factor	Line	Limit	Pol/Phase	Remark
	MHz	dBuV	dB/m	dB	dB	dBuV/m	dBuV/m	dB	
1	1285.904	46.12	25.16	2.53	38.33	35.48	68.20	-32.72	HORIZONTAL Peak
2	1615.754	48.22	25.60	2.80	37.95	38.67	74.00	-35.33	HORIZONTAL Peak
3	4405.090	47.20	30.68	4.70	36.81	45.77	68.20	-22.43	HORIZONTAL Peak
4	8789.516	43.49	37.33	7.24	37.54	50.52	68.20	-17.68	HORIZONTAL Peak
5	10460.000	41.85	39.42	7.37	37.36	51.28	68.20	-16.92	HORIZONTAL Peak
6	15690.000	39.90	38.86	9.87	35.39	53.24	74.00	-20.76	HORIZONTAL Peak

Test Mode: 04; Polarity: Vertical; Modulation:802.11n; Bandwidth:40MHz; Channel:High



	Freq	Read	Antenna	Cable	Preamp		Limit	Over		
	MHz	Level	Factor	Loss	Factor	Level	Line	Limit	Pol/Phase	Remark
	MHz	dBuV	dB/m	dB	dB	dBuV/m	dBuV/m	dB		
1	1145.507	46.65	24.48	2.32	38.42	35.03	74.00	-38.97	VERTICAL	Peak
2	1477.276	47.45	25.48	2.77	38.13	37.57	74.00	-36.43	VERTICAL	Peak
3	4242.641	49.68	30.30	4.62	36.81	47.79	74.00	-26.21	VERTICAL	Peak
4	8764.146	43.24	37.32	7.19	37.54	50.21	68.20	-17.99	VERTICAL	Peak
5	10460.000	41.70	39.42	7.37	37.36	51.13	68.20	-17.07	VERTICAL	Peak
6	15690.000	40.46	38.86	9.87	35.39	53.80	74.00	-20.20	VERTICAL	Peak

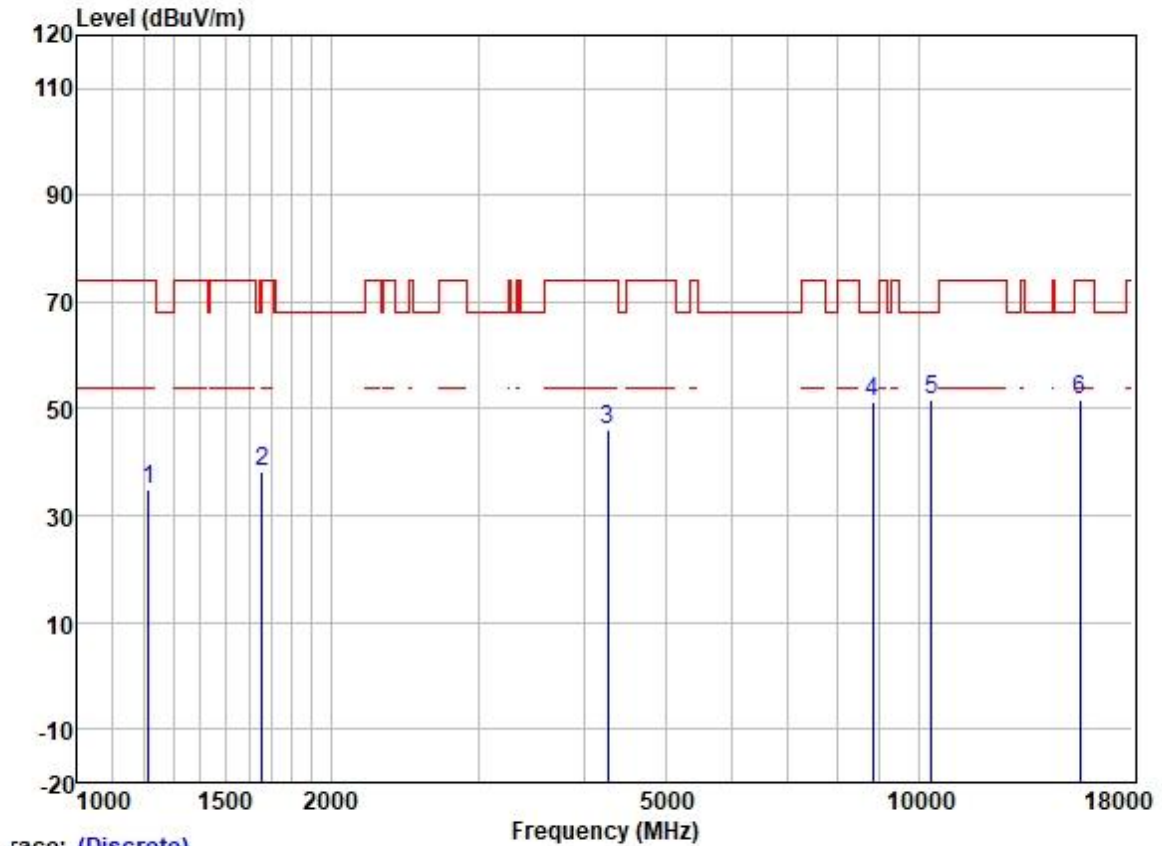
Test Mode: 04; Polarity: Horizontal; Modulation:802.11ac; Bandwidth:20MHz; Channel:Low



Trace: (Discrete)

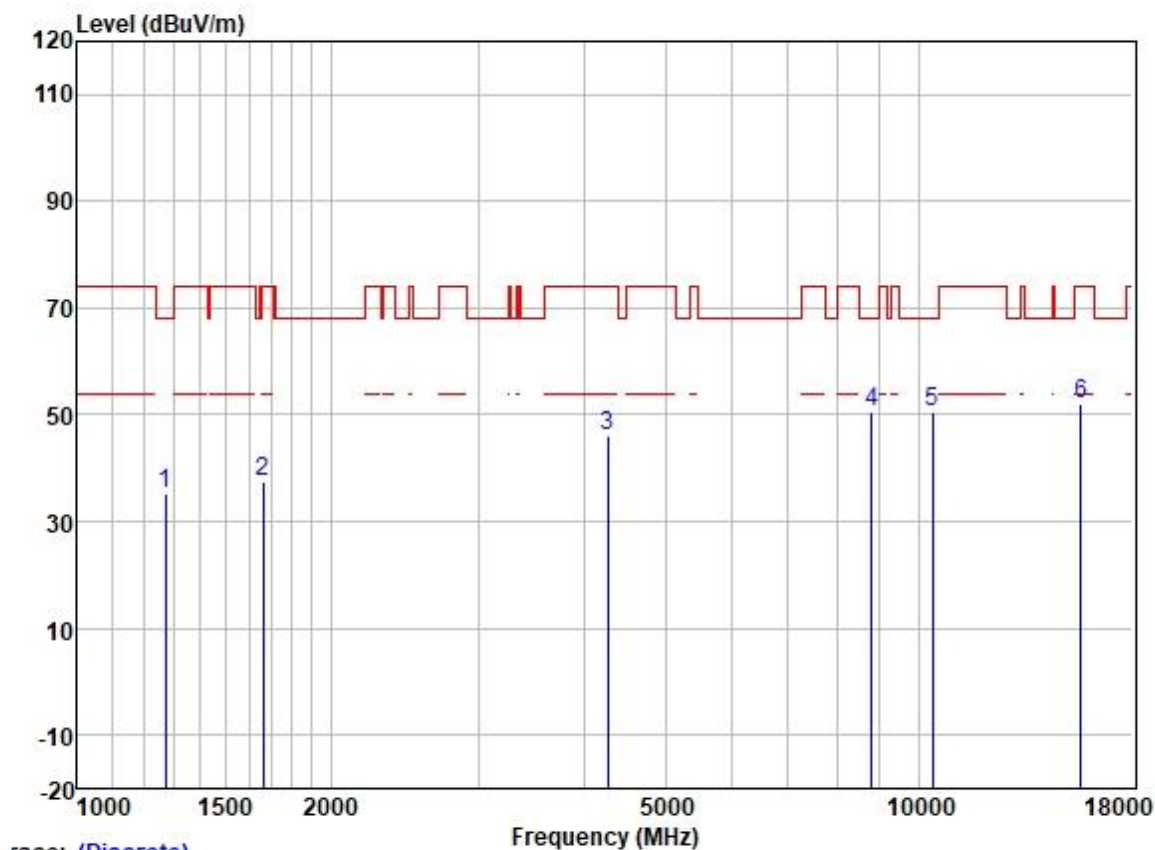
	Freq	Read	Antenna	Cable	Preamp	Limit	Over		
	MHz	Level	Factor	Loss	Factor	Line	Limit	Pol/Phase	Remark
	MHz	dBuV	dB/m	dB	dB	dBuV/m	dBuV/m	dB	
1	1213.677	46.20	24.77	2.32	38.37	34.92	74.00	-39.08	HORIZONTAL Peak
2	1625.121	47.12	25.61	2.80	37.95	37.58	74.00	-36.42	HORIZONTAL Peak
3	4392.376	47.75	30.66	4.70	36.81	46.30	74.00	-27.70	HORIZONTAL Peak
4	8638.399	43.85	37.26	6.92	37.55	50.48	68.20	-17.72	HORIZONTAL Peak
5	10360.000	42.70	39.28	7.29	37.37	51.90	68.20	-16.30	HORIZONTAL Peak
6	15540.000	38.42	39.05	9.88	35.39	51.96	74.00	-22.04	HORIZONTAL Peak

Test Mode: 04; Polarity: Vertical; Modulation:802.11ac; Bandwidth:20MHz; Channel:Low



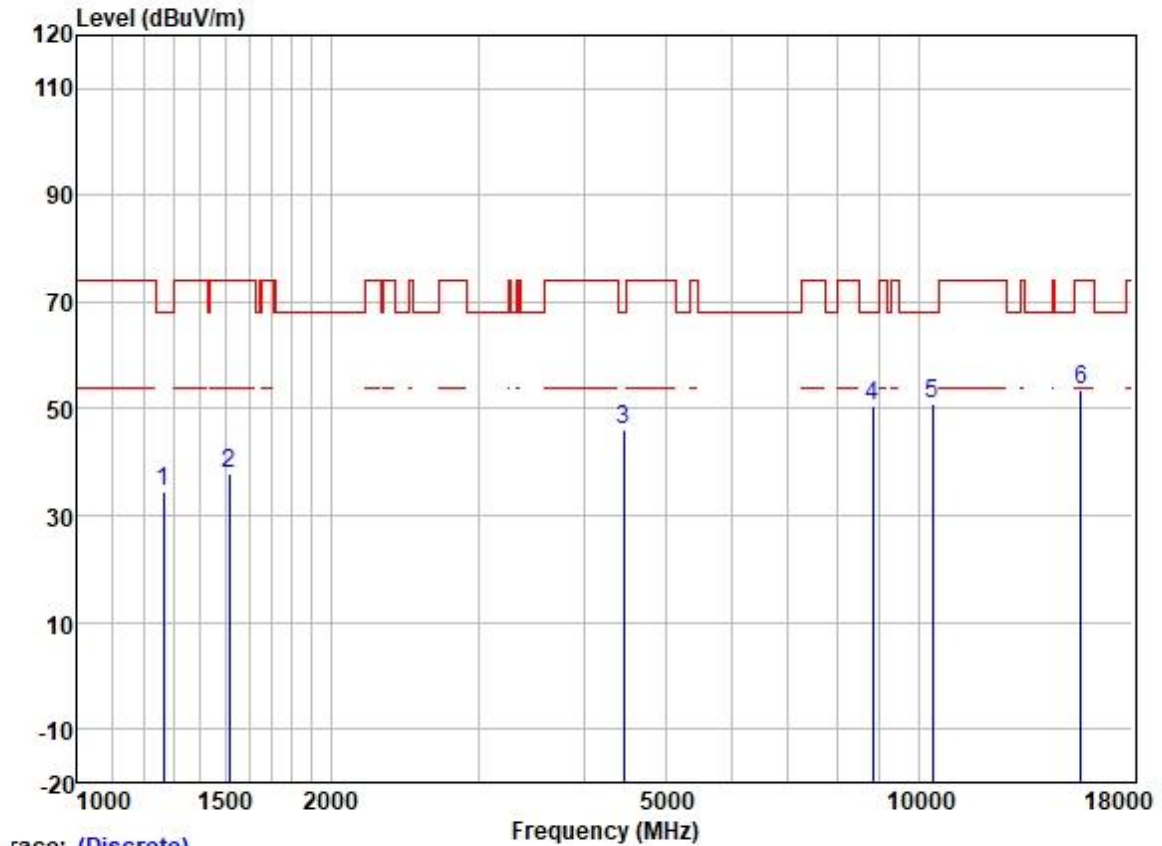
		ReadAntenna		Cable	Preamp		Limit	Over		
	Freq	Level	Factor	Loss	Factor	Level	Line	Limit	Pol/Phase	Remark
	MHz	dBuV	dB/m	dB	dB	dBuV/m	dBuV/m	dB		
1	1213.677	46.17	24.77	2.32	38.37	34.89	74.00	-39.11	VERTICAL	Peak
2	1658.337	47.88	25.65	2.80	37.93	38.40	68.20	-29.80	VERTICAL	Peak
3	4267.237	47.88	30.38	4.63	36.81	46.08	74.00	-27.92	VERTICAL	Peak
4	8814.957	44.18	37.34	7.29	37.53	51.28	68.20	-16.92	VERTICAL	Peak
5	10360.000	42.34	39.28	7.29	37.37	51.54	68.20	-16.66	VERTICAL	Peak
6	15540.000	38.23	39.05	9.88	35.39	51.77	74.00	-22.23	VERTICAL	Peak

Test Mode: 04; Polarity: Horizontal; Modulation:802.11ac; Bandwidth:20MHz; Channel:middle



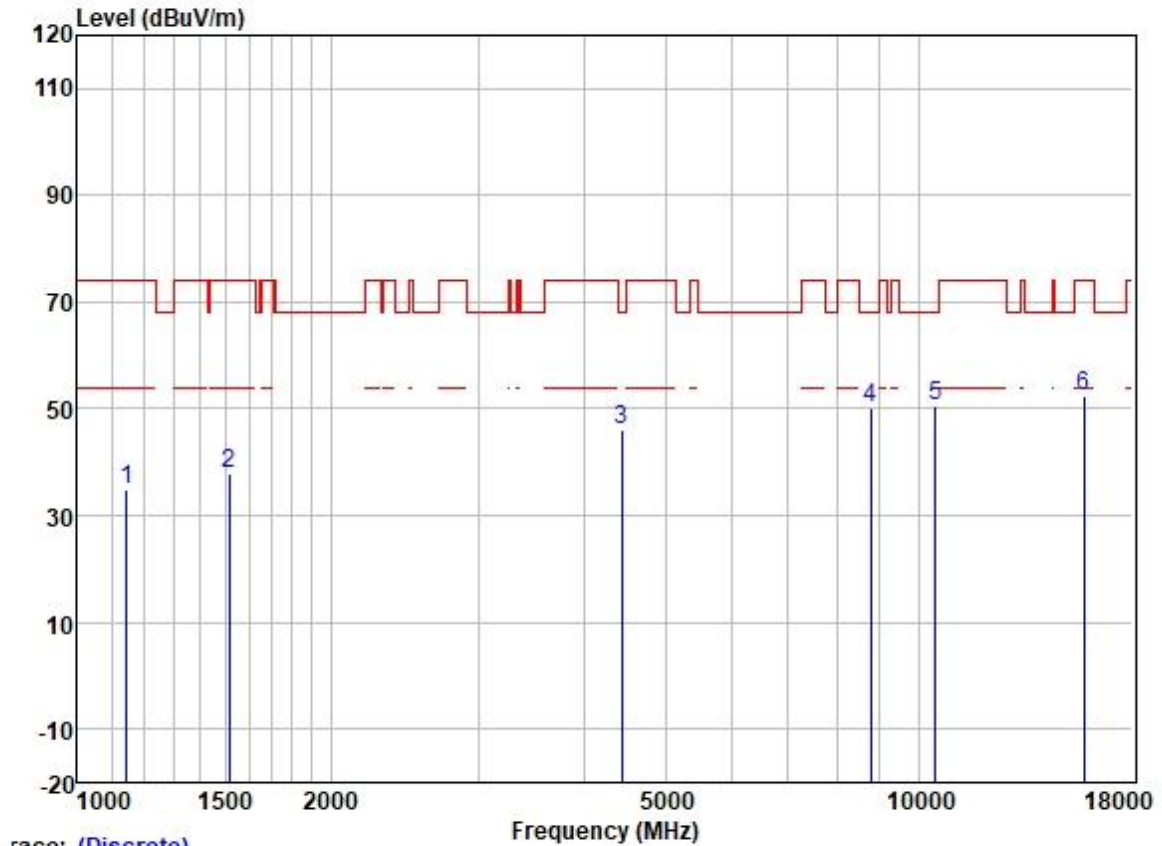
	Freq	Read	Antenna	Cable	Preamp	Limit	Over		
	MHz	Level	Factor	Loss	Factor	Line	Limit	Pol/Phase	Remark
	MHz	dBuV	dB/m	dB	dB	dBuV/m	dBuV/m	dB	
1	1271.123	45.85	25.11	2.46	38.33	35.09	68.20	-33.11	HORIZONTAL Peak
2	1663.137	47.05	25.65	2.80	37.91	37.59	74.00	-36.41	HORIZONTAL Peak
3	4267.237	48.03	30.38	4.63	36.81	46.23	74.00	-27.77	HORIZONTAL Peak
4	8789.516	43.69	37.33	7.24	37.54	50.72	68.20	-17.48	HORIZONTAL Peak
5	10400.000	41.18	39.33	7.32	37.36	50.47	68.20	-17.73	HORIZONTAL Peak
6	15600.000	38.64	38.99	9.88	35.39	52.12	74.00	-21.88	HORIZONTAL Peak

Test Mode: 04; Polarity: Vertical; Modulation:802.11ac; Bandwidth:20MHz; Channel:middle



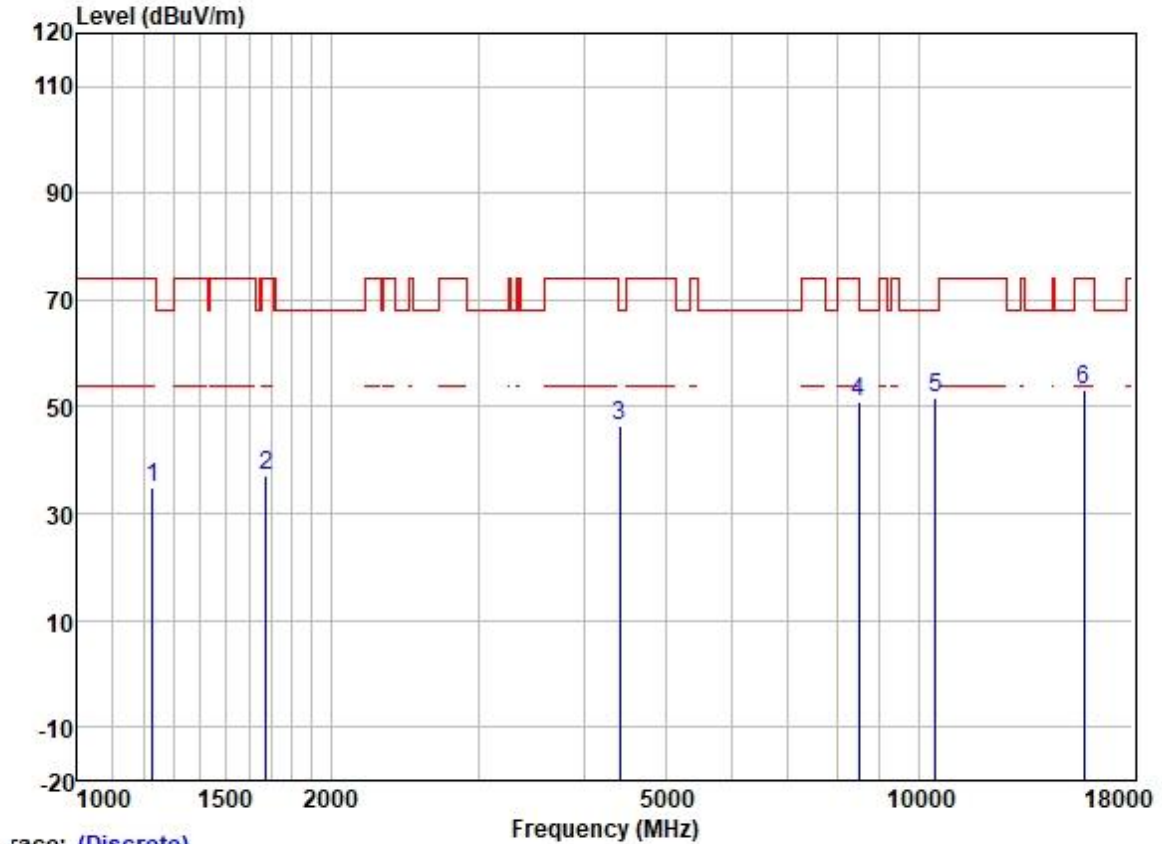
	Freq	Read	Antenna	Cable	Preamp		Limit	Over		
	MHz	Level	Factor	Loss	Factor	Level	Line	Limit	Pol/Phase	Remark
	MHz	dBuV	dB/m	dB	dB	dBuV/m	dBuV/m	dB		
1	1267.454	45.45	25.10	2.44	38.33	34.66	68.20	-33.54	VERTICAL	Peak
2	1516.210	47.73	25.51	2.80	38.07	37.97	74.00	-36.03	VERTICAL	Peak
3	4456.315	47.27	30.75	4.88	36.81	46.09	68.20	-22.11	VERTICAL	Peak
4	8814.957	43.54	37.34	7.29	37.53	50.64	68.20	-17.56	VERTICAL	Peak
5	10400.000	41.53	39.33	7.32	37.36	50.82	68.20	-17.38	VERTICAL	Peak
6	15600.000	40.07	38.99	9.88	35.39	53.55	74.00	-20.45	VERTICAL	Peak

Test Mode: 04; Polarity: Horizontal; Modulation:802.11ac; Bandwidth:20MHz; Channel:High



	Freq	Read	Antenna	Cable	Preamp	Limit	Over		
	MHz	Level	Factor	Loss	Factor	Line	Limit	Pol/Phase	Remark
	MHz	dBuV	dB/m	dB	dB	dBuV/m	dBuV/m	dB	
1	1145.507	46.56	24.48	2.32	38.42	34.94	74.00	-39.06	HORIZONTAL Peak
2	1516.210	47.68	25.51	2.80	38.07	37.92	74.00	-36.08	HORIZONTAL Peak
3	4443.453	47.42	30.73	4.83	36.81	46.17	68.20	-22.03	HORIZONTAL Peak
4	8764.146	43.14	37.32	7.19	37.54	50.11	68.20	-18.09	HORIZONTAL Peak
5	10480.000	40.96	39.46	7.40	37.36	50.46	68.20	-17.74	HORIZONTAL Peak
6	15720.000	39.08	38.78	9.87	35.39	52.34	74.00	-21.66	HORIZONTAL Peak

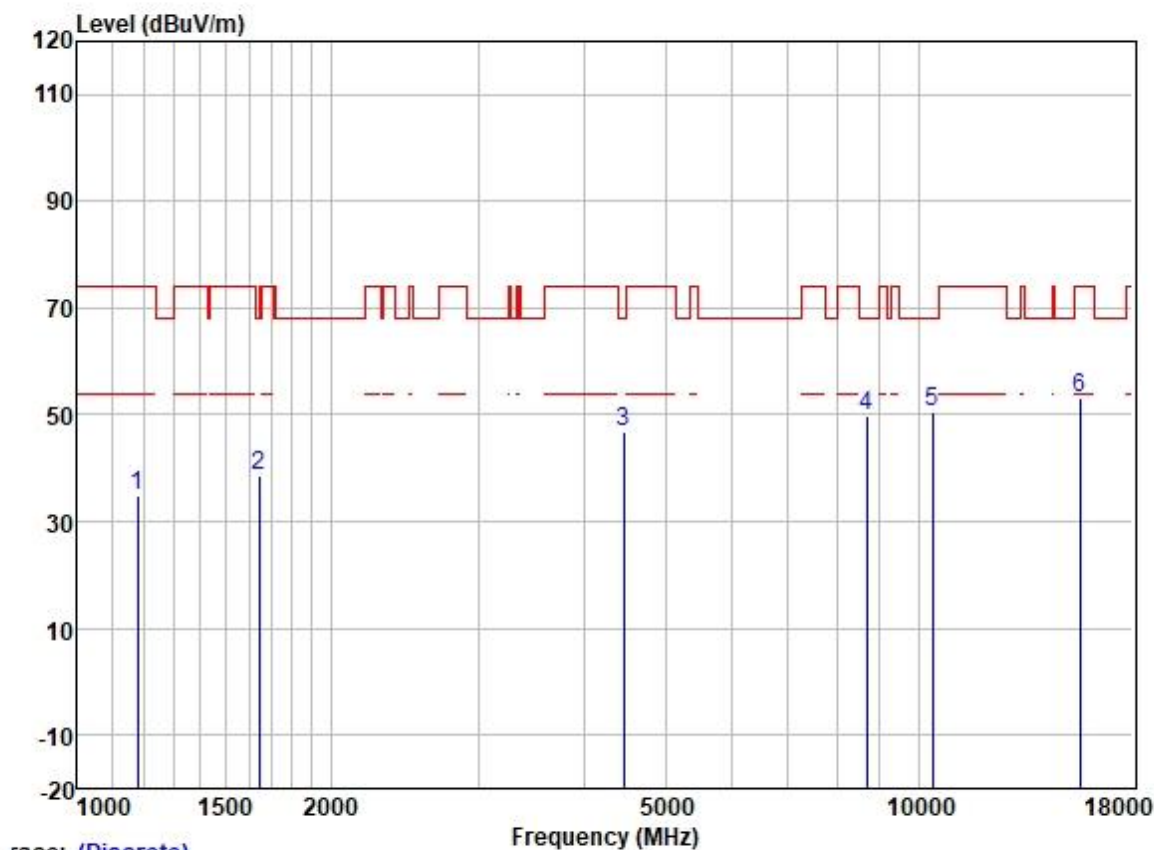
Test Mode: 04; Polarity: Vertical; Modulation:802.11ac; Bandwidth:20MHz; Channel:High



race: (Discrete)

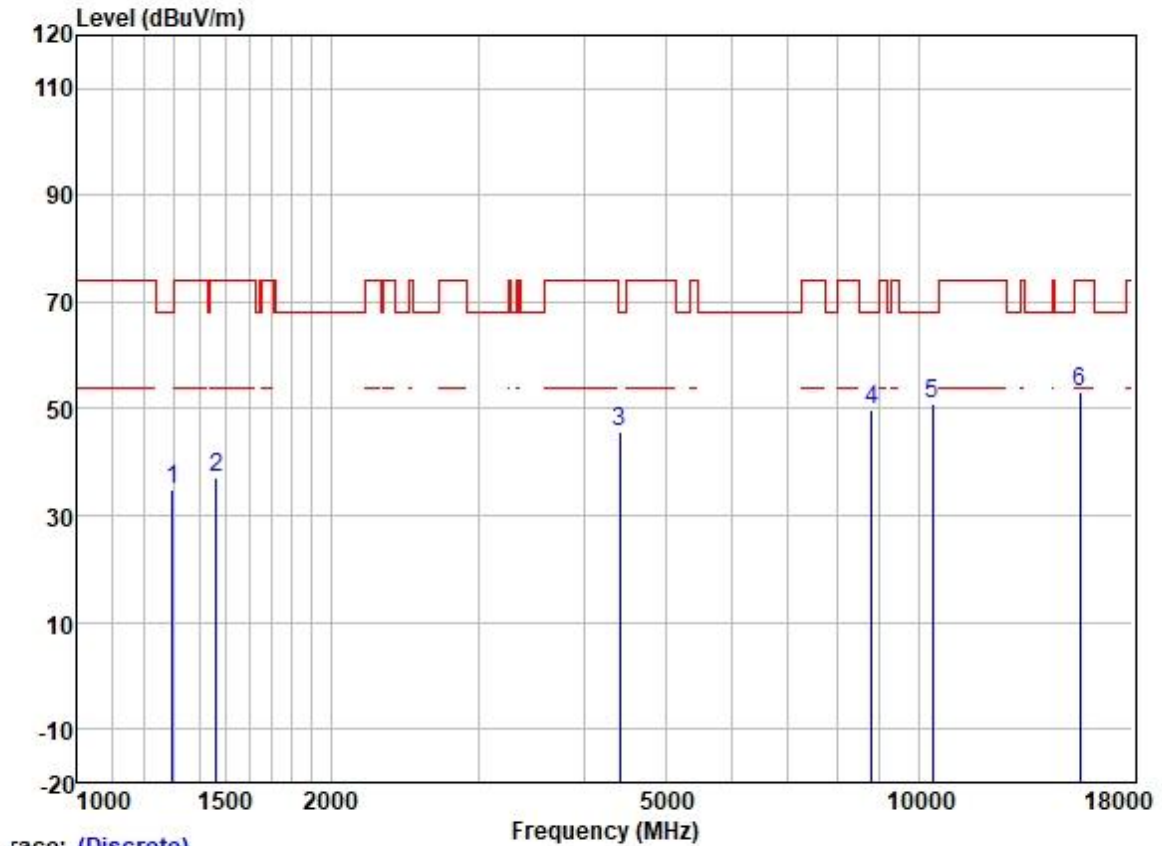
	Freq	Read	Antenna	Cable	Preamp	Limit	Over		
	MHz	Level	Factor	Loss	Factor	Line	Limit	Pol/Phase	Remark
	MHz	dBuV	dB/m	dB	dB	dBuV/m	dBuV/m	dB	
1	1227.791	46.21	24.88	2.31	38.37	35.03	74.00	-38.97	VERTICAL Peak
2	1677.621	46.66	25.68	2.80	37.91	37.23	74.00	-36.77	VERTICAL Peak
3	4417.841	47.65	30.70	4.74	36.81	46.28	68.20	-21.92	VERTICAL Peak
4	8489.882	44.61	37.15	6.70	37.57	50.89	74.00	-23.11	VERTICAL Peak
5	10480.000	42.10	39.46	7.40	37.36	51.60	68.20	-16.60	VERTICAL Peak
6	15720.000	39.75	38.78	9.87	35.39	53.01	74.00	-20.99	VERTICAL Peak

Test Mode: 04; Polarity: Horizontal; Modulation:802.11ac; Bandwidth:40MHz; Channel:Low



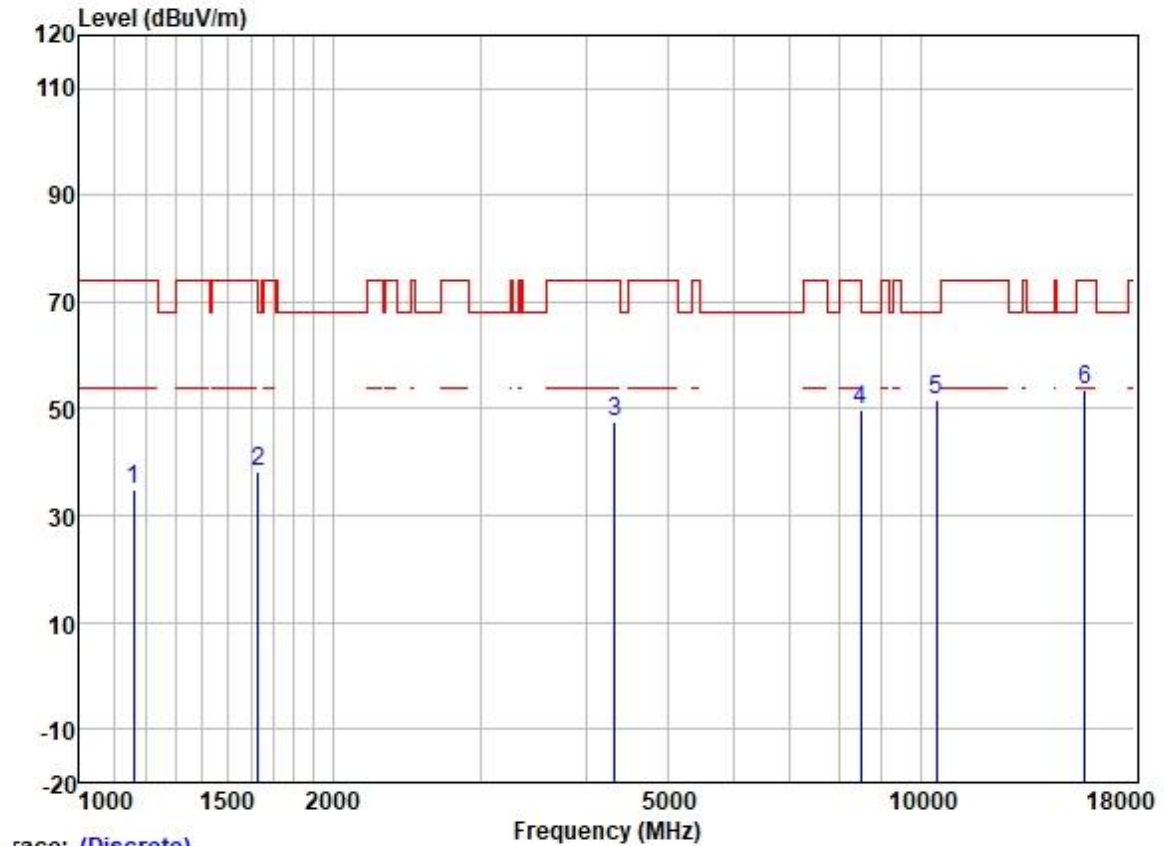
		Read	Antenna	Cable	Preamp		Limit	Over		
	Freq	Level	Factor	Loss	Factor	Level	Line	Limit	Pol/Phase	Remark
	MHz	dBuV	dB/m	dB	dB	dBuV/m	dBuV/m	dB		
1	1179.100	46.17	24.59	2.38	38.40	34.74	74.00	-39.26	HORIZONTAL	Peak
2	1644.019	48.27	25.63	2.80	37.93	38.77	68.20	-29.43	HORIZONTAL	Peak
3	4456.315	47.94	30.75	4.88	36.81	46.76	68.20	-21.44	HORIZONTAL	Peak
4	8688.480	43.05	37.28	7.02	37.55	49.80	68.20	-18.40	HORIZONTAL	Peak
5	10380.000	41.33	39.33	7.32	37.37	50.61	68.20	-17.59	HORIZONTAL	Peak
6	15570.000	39.57	38.99	9.88	35.39	53.05	74.00	-20.95	HORIZONTAL	Peak

Test Mode: 04; Polarity: Vertical; Modulation:802.11ac; Bandwidth:40MHz; Channel:Low



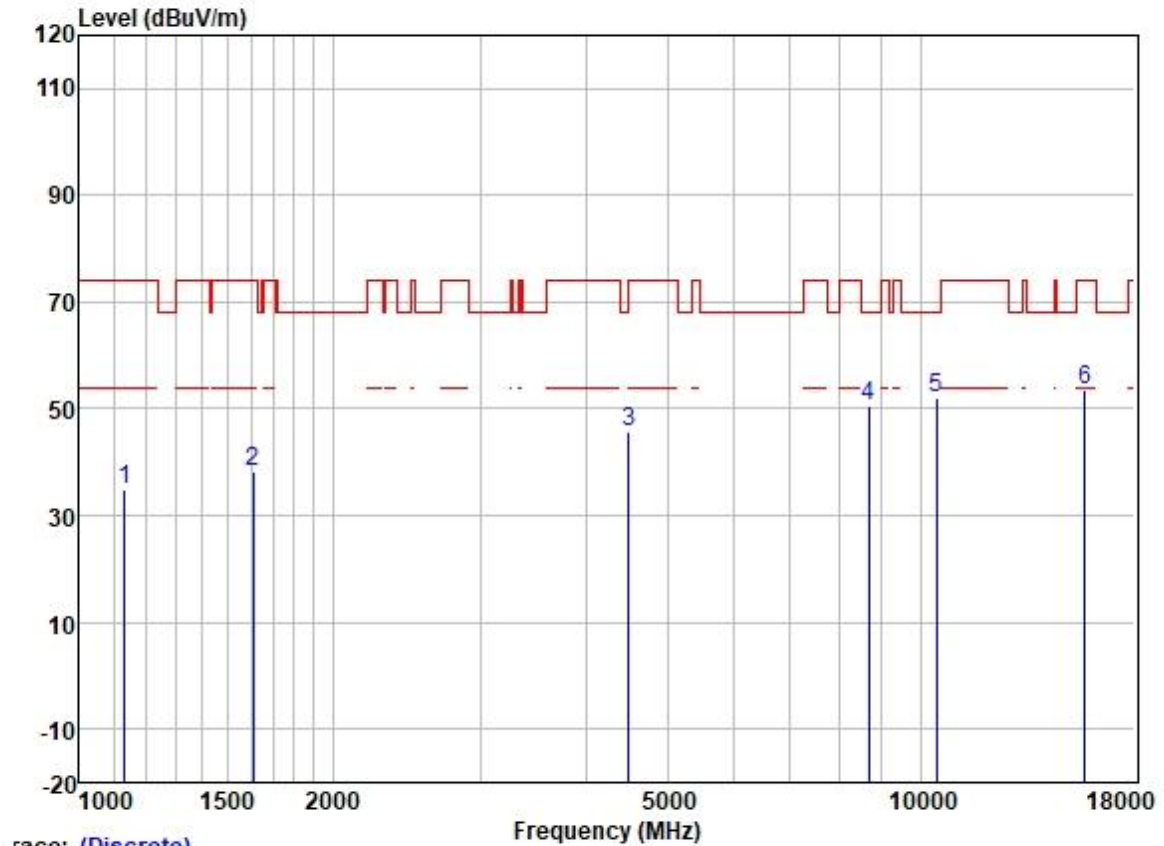
	Freq	Read	Antenna	Cable	Preamp	Limit	Over		
	MHz	Level	Factor	Loss	Factor	Line	Limit	Pol/Phase	Remark
	MHz	dBuV	dB/m	dB	dB	dBuV/m	dBuV/m	dB	
1	1297.103	45.39	25.19	2.58	38.31	34.85	68.20	-33.35	VERTICAL Peak
2	1464.522	46.95	25.47	2.74	38.13	37.03	74.00	-36.97	VERTICAL Peak
3	4417.841	47.14	30.70	4.74	36.81	45.77	68.20	-22.43	VERTICAL Peak
4	8789.516	42.79	37.33	7.24	37.54	49.82	68.20	-18.38	VERTICAL Peak
5	10380.000	41.48	39.33	7.32	37.37	50.76	68.20	-17.44	VERTICAL Peak
6	15570.000	39.72	38.99	9.88	35.39	53.20	74.00	-20.80	VERTICAL Peak

Test Mode: 04; Polarity: Horizontal; Modulation:802.11ac; Bandwidth:40MHz; Channel:High



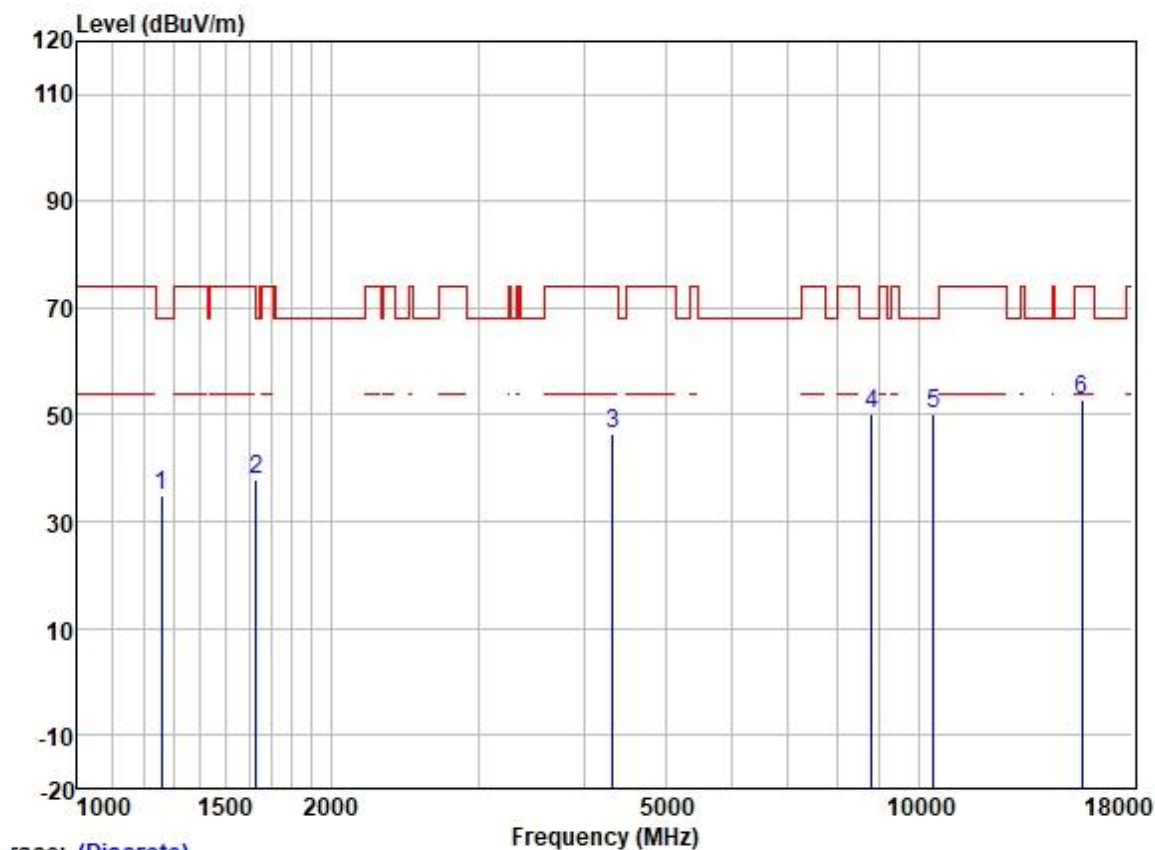
		ReadAntenna		Cable	Preamp		Limit	Over		
	Freq	Level	Factor	Loss	Factor	Level	Line	Limit	Pol/Phase	Remark
	MHz	dBuV	dB/m	dB	dB	dBuV/m	dBuV/m	dB		
1	1158.828	46.39	24.52	2.40	38.42	34.89	74.00	-39.11	HORIZONTAL	Peak
2	1629.825	47.79	25.61	2.80	37.95	38.25	68.20	-29.95	HORIZONTAL	Peak
3	4329.354	49.35	30.54	4.67	36.81	47.75	74.00	-26.25	HORIZONTAL	Peak
4	8489.882	43.60	37.15	6.70	37.57	49.88	74.00	-24.12	HORIZONTAL	Peak
5	10460.000	42.33	39.42	7.37	37.36	51.76	68.20	-16.44	HORIZONTAL	Peak
6	15690.000	40.15	38.86	9.87	35.39	53.49	74.00	-20.51	HORIZONTAL	Peak

Test Mode: 04; Polarity: Vertical; Modulation:802.11ac; Bandwidth:40MHz; Channel:High



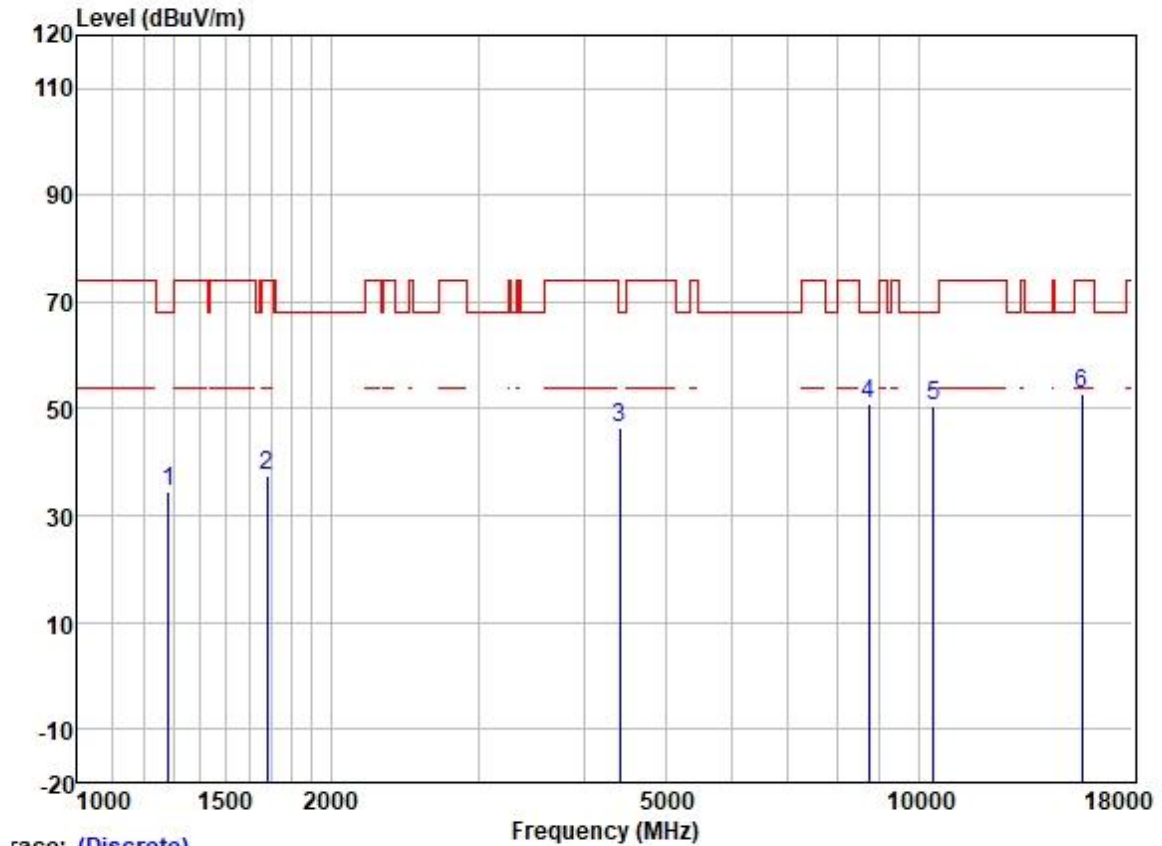
	Freq	Read	Antenna	Cable	Preamp	Limit	Over		
	MHz	Level	Factor	Loss	Factor	Line	Limit	Pol/Phase	Remark
	MHz	dBuV	dB/m	dB	dB	dBuV/m	dBuV/m	dB	
1	1132.340	46.67	24.44	2.22	38.43	34.90	74.00	-39.10	VERTICAL Peak
2	1611.091	47.71	25.59	2.80	37.98	38.12	74.00	-35.88	VERTICAL Peak
3	4495.125	46.79	30.80	5.05	36.82	45.82	68.20	-22.38	VERTICAL Peak
4	8688.480	43.77	37.28	7.02	37.55	50.52	68.20	-17.68	VERTICAL Peak
5	10460.000	42.50	39.42	7.37	37.36	51.93	68.20	-16.27	VERTICAL Peak
6	15690.000	40.23	38.86	9.87	35.39	53.57	74.00	-20.43	VERTICAL Peak

Test Mode: 04; Polarity: Horizontal; Modulation:802.11ac; Bandwidth:80MHz; Channel:middle



	Freq	Read	Antenna	Cable	Preamp	Limit	Over		
	MHz	Level	Factor	Loss	Factor	Line	Limit	Pol/Phase	Remark
	MHz	dBuV	dB/m	dB	dB	dBuV/m	dBuV/m	dB	
1	1260.149	45.70	25.07	2.40	38.35	34.82	68.20	-33.38	HORIZONTAL Peak
2	1629.825	47.35	25.61	2.80	37.95	37.81	68.20	-30.39	HORIZONTAL Peak
3	4329.354	47.95	30.54	4.67	36.81	46.35	74.00	-27.65	HORIZONTAL Peak
4	8789.516	43.27	37.33	7.24	37.54	50.30	68.20	-17.90	HORIZONTAL Peak
5	10420.000	40.81	39.38	7.35	37.36	50.18	68.20	-18.02	HORIZONTAL Peak
6	15630.000	39.34	38.92	9.87	35.39	52.74	74.00	-21.26	HORIZONTAL Peak

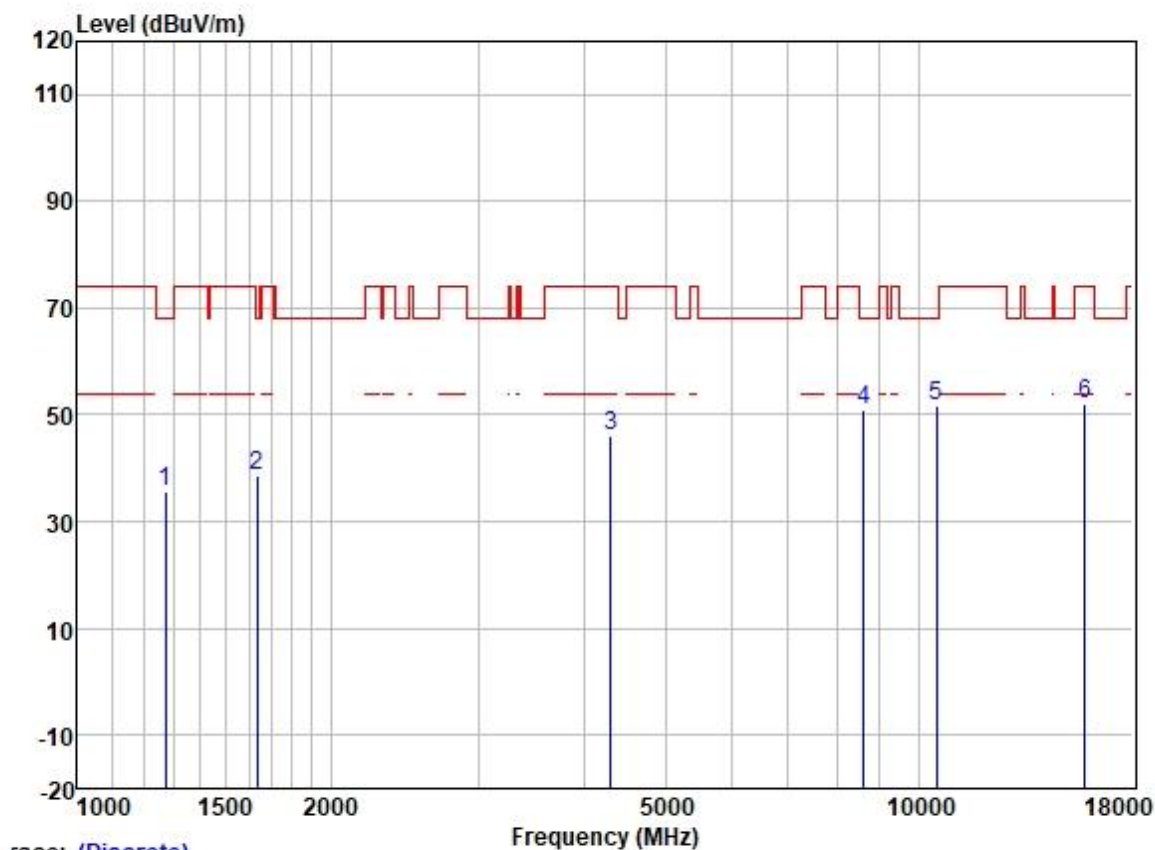
Test Mode: 04; Polarity: Vertical; Modulation:802.11ac; Bandwidth:80MHz; Channel:middle



Trace: (Discrete)

		ReadAntenna		Cable	Preamp		Limit	Over		
	Freq	Level	Factor	Loss	Factor	Level	Line	Limit	Pol/Phase	Remark
	MHz	dBuV	dB/m	dB	dB	dBuV/m	dBuV/m	dB		
1	1282.193	45.26	25.15	2.52	38.33	34.60	68.20	-33.60	VERTICAL	Peak
2	1682.477	46.90	25.68	2.80	37.91	37.47	74.00	-36.53	VERTICAL	Peak
3	4417.841	47.77	30.70	4.74	36.81	46.40	68.20	-21.80	VERTICAL	Peak
4	8738.852	43.90	37.31	7.13	37.54	50.80	68.20	-17.40	VERTICAL	Peak
5	10420.000	41.05	39.38	7.35	37.36	50.42	68.20	-17.78	VERTICAL	Peak
6	15630.000	39.45	38.92	9.87	35.39	52.85	74.00	-21.15	VERTICAL	Peak

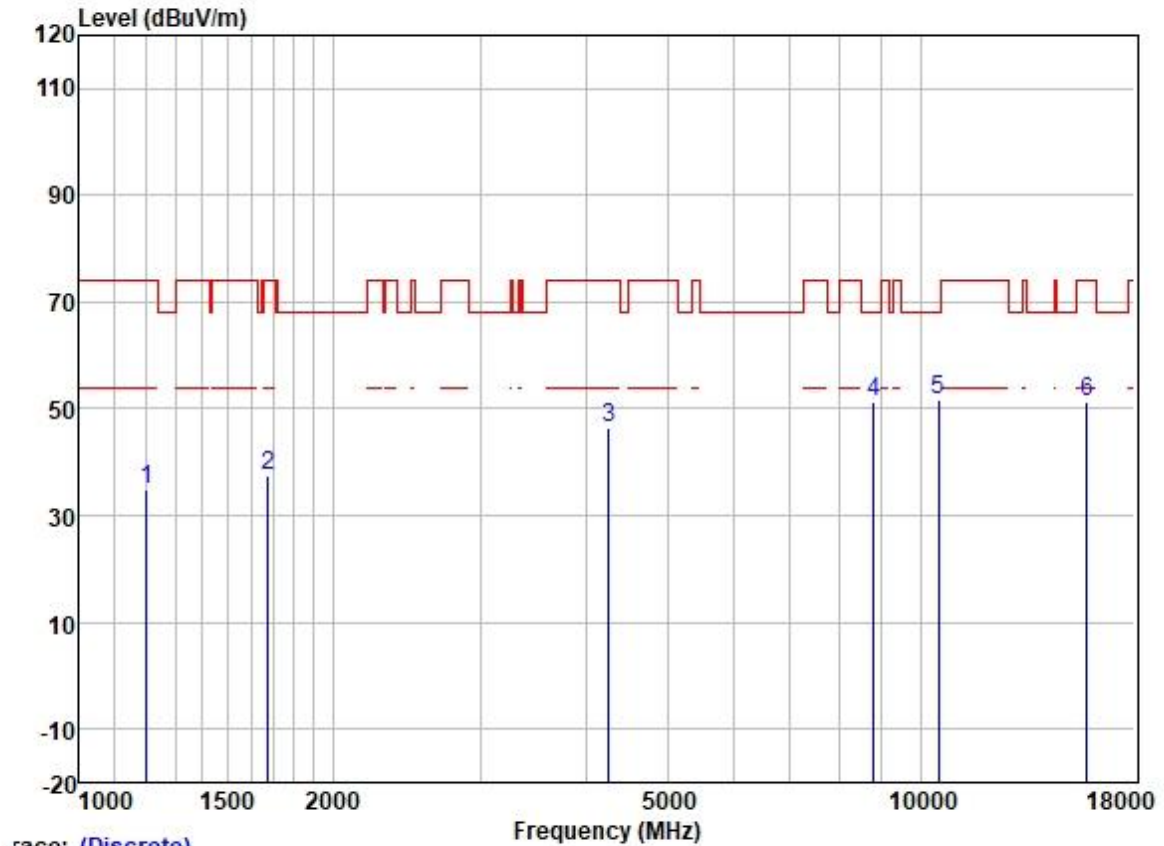
Test Mode: 05; Polarity: Horizontal; Modulation:802.11a; Bandwidth:20MHz; Channel:Low



Trace: (Discrete)

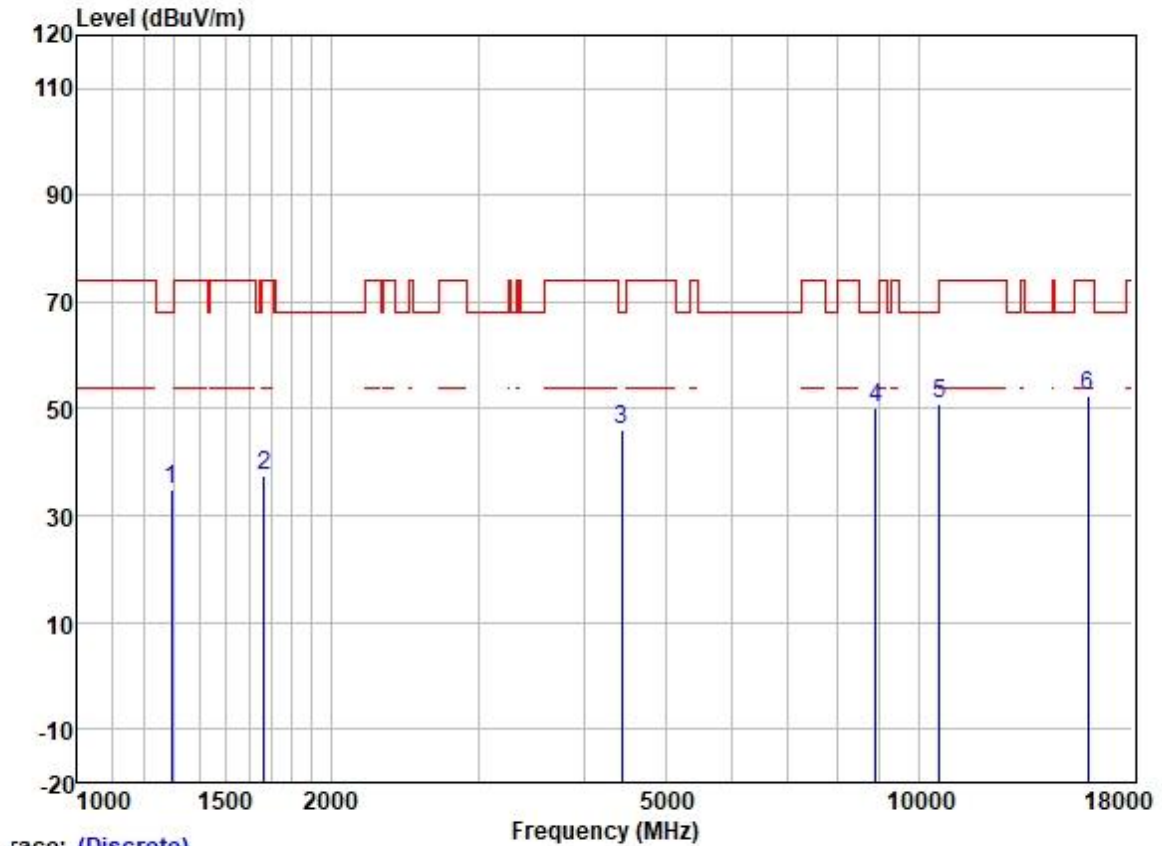
		ReadAntenna		Cable	Preamp		Limit	Over		
	Freq	Level	Factor	Loss	Factor	Level	Line	Limit	Pol/Phase	Remark
	MHz	dBuV	dB/m	dB	dB	dBuV/m	dBuV/m	dB		
1	1271.123	46.57	25.11	2.46	38.33	35.81	68.20	-32.39	HORIZONTAL	Peak
2	1634.543	48.29	25.62	2.80	37.95	38.76	68.20	-29.44	HORIZONTAL	Peak
3	4304.400	47.66	30.48	4.65	36.81	45.98	74.00	-28.02	HORIZONTAL	Peak
4	8613.468	44.23	37.24	6.88	37.56	50.79	68.20	-17.41	HORIZONTAL	Peak
5	10520.000	42.02	39.50	7.42	37.35	51.59	68.20	-16.61	HORIZONTAL	Peak
6	15780.000	38.71	38.70	9.86	35.39	51.88	74.00	-22.12	HORIZONTAL	Peak

Test Mode: 05; Polarity: Vertical; Modulation:802.11a; Bandwidth:20MHz; Channel:Low



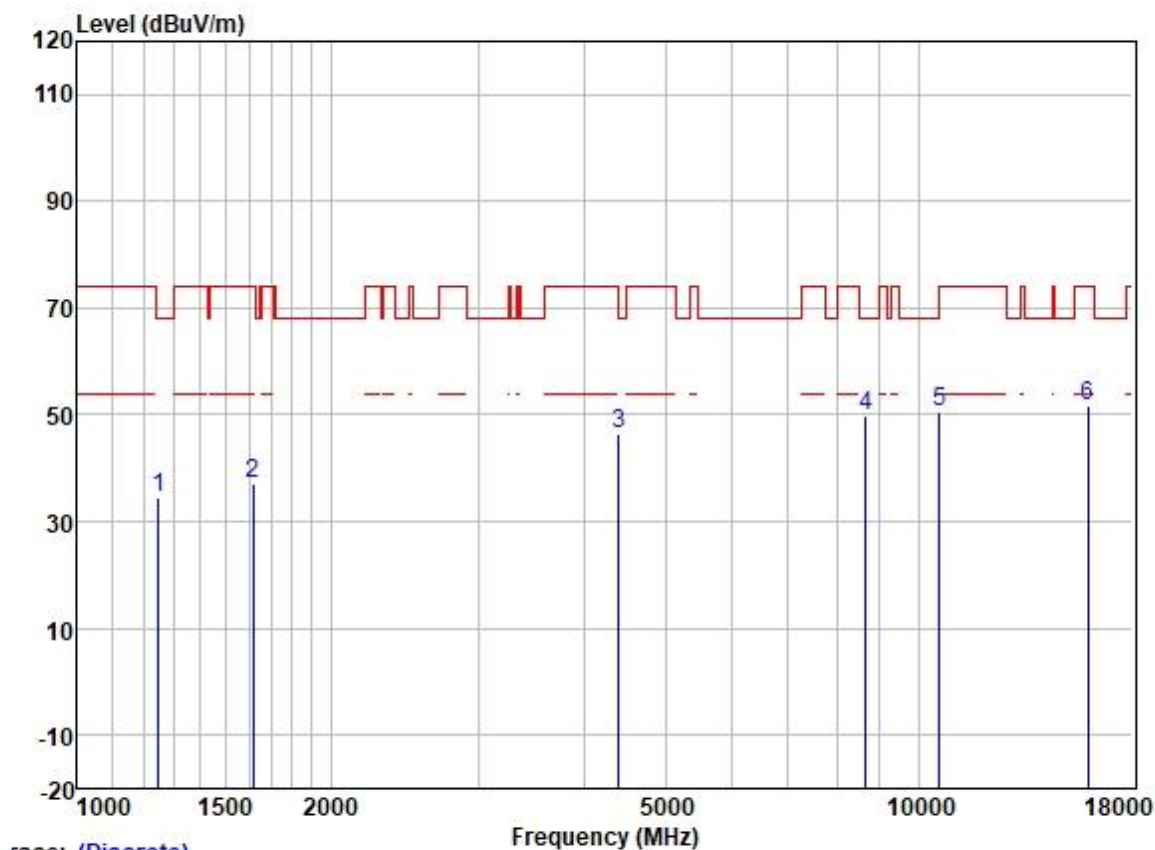
		Read	Antenna	Cable	Preamp		Limit	Over		
	Freq	Level	Factor	Loss	Factor	Level	Line	Limit	Pol/Phase	Remark
	MHz	dBuV	dB/m	dB	dB	dBuV/m	dBuV/m	dB		
1	1203.199	46.38	24.70	2.34	38.39	35.03	74.00	-38.97	VERTICAL	Peak
2	1677.621	46.95	25.68	2.80	37.91	37.52	74.00	-36.48	VERTICAL	Peak
3	4254.921	48.28	30.34	4.62	36.81	46.43	74.00	-27.57	VERTICAL	Peak
4	8789.516	44.33	37.33	7.24	37.54	51.36	68.20	-16.84	VERTICAL	Peak
5	10520.000	42.18	39.50	7.42	37.35	51.75	68.20	-16.45	VERTICAL	Peak
6	15780.000	38.27	38.70	9.86	35.39	51.44	74.00	-22.56	VERTICAL	Peak

Test Mode: 05; Polarity: Horizontal; Modulation:802.11a; Bandwidth:20MHz; Channel:middle



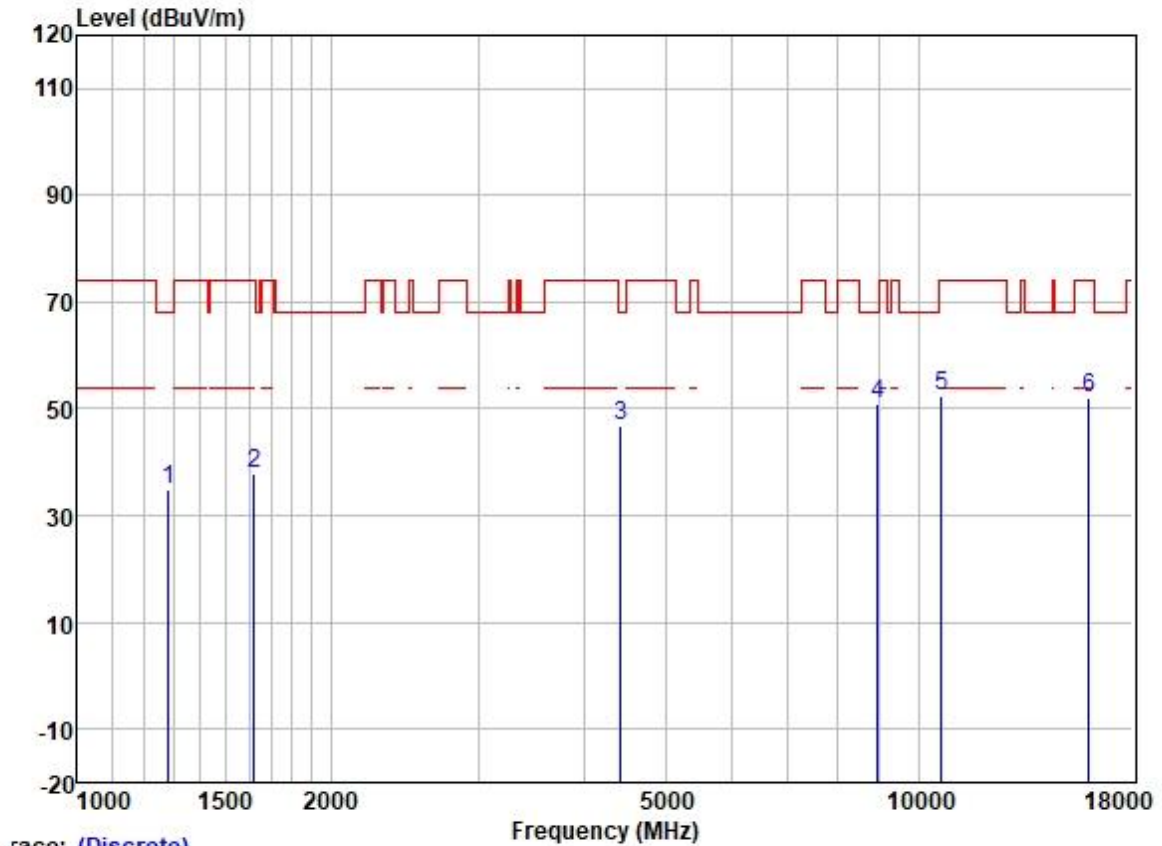
		Read	Antenna	Cable	Preamp		Limit	Over		
	Freq	Level	Factor	Loss	Factor	Level	Line	Limit	Pol/Phase	Remark
	MHz	dBuV	dB/m	dB	dB	dBuV/m	dBuV/m	dB		
1	1293.359	45.44	25.18	2.57	38.31	34.88	68.20	-33.32	HORIZONTAL	Peak
2	1667.951	47.02	25.66	2.80	37.91	37.57	74.00	-36.43	HORIZONTAL	Peak
3	4443.453	47.31	30.73	4.83	36.81	46.06	68.20	-22.14	HORIZONTAL	Peak
4	8891.725	42.90	37.37	7.42	37.52	50.17	68.20	-18.03	HORIZONTAL	Peak
5	10600.000	41.35	39.59	7.46	37.34	51.06	68.20	-17.14	HORIZONTAL	Peak
6	15900.000	39.37	38.44	9.86	35.40	52.27	74.00	-21.73	HORIZONTAL	Peak

Test Mode: 05; Polarity: Vertical; Modulation:802.11a; Bandwidth:20MHz; Channel:middle



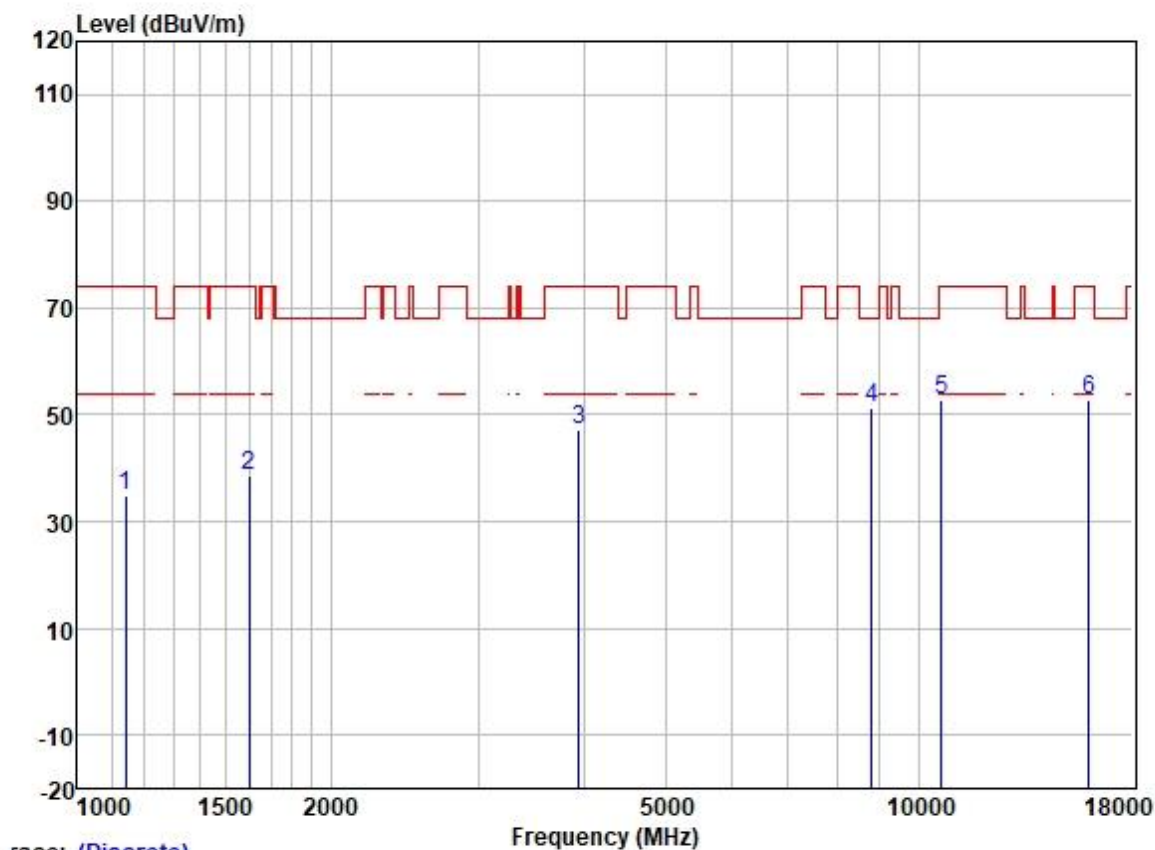
	Freq	Read	Antenna	Cable	Preamp		Limit	Over		
	MHz	Level	Factor	Loss	Factor	Level	Line	Limit	Pol/Phase	Remark
	MHz	dBuV	dB/m	dB	dB	dBuV/m	dBuV/m	dB		
1	1249.269	45.51	25.02	2.34	38.35	34.52	68.20	-33.68	VERTICAL	Peak
2	1615.754	46.73	25.60	2.80	37.95	37.18	74.00	-36.82	VERTICAL	Peak
3	4405.090	47.77	30.68	4.70	36.81	46.34	68.20	-21.86	VERTICAL	Peak
4	8663.404	43.10	37.27	6.97	37.55	49.79	68.20	-18.41	VERTICAL	Peak
5	10600.000	40.86	39.59	7.46	37.34	50.57	68.20	-17.63	VERTICAL	Peak
6	15900.000	38.96	38.44	9.86	35.40	51.86	74.00	-22.14	VERTICAL	Peak

Test Mode: 05; Polarity: Horizontal; Modulation:802.11a; Bandwidth:20MHz; Channel:High



	Freq	Read	Antenna	Cable	Preamp	Limit	Over		
	MHz	Level	Factor	Loss	Factor	Line	Limit	Pol/Phase	Remark
	MHz	dBuV	dB/m	dB	dB	dBuV/m	dBuV/m	dB	
1	1282.193	45.56	25.15	2.52	38.33	34.90	68.20	-33.30	HORIZONTAL Peak
2	1620.431	47.29	25.60	2.80	37.95	37.74	74.00	-36.26	HORIZONTAL Peak
3	4430.628	48.07	30.72	4.78	36.81	46.76	68.20	-21.44	HORIZONTAL Peak
4	8943.274	43.39	37.38	7.49	37.51	50.75	68.20	-17.45	HORIZONTAL Peak
5	10640.000	42.74	39.63	7.48	37.33	52.52	74.00	-21.48	HORIZONTAL Peak
6	15960.000	39.25	38.37	9.85	35.40	52.07	74.00	-21.93	HORIZONTAL Peak

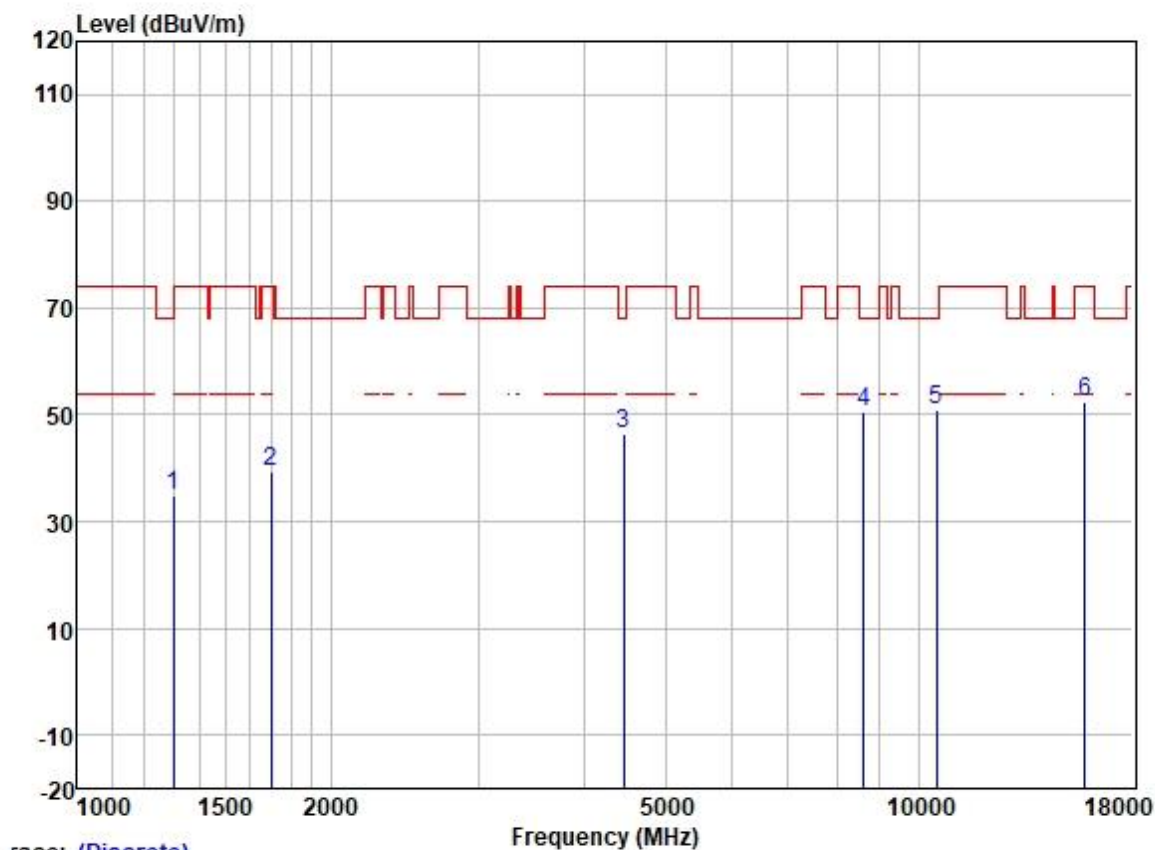
Test Mode: 05; Polarity: Vertical; Modulation:802.11a; Bandwidth:20MHz; Channel:High



Trace: (Discrete)

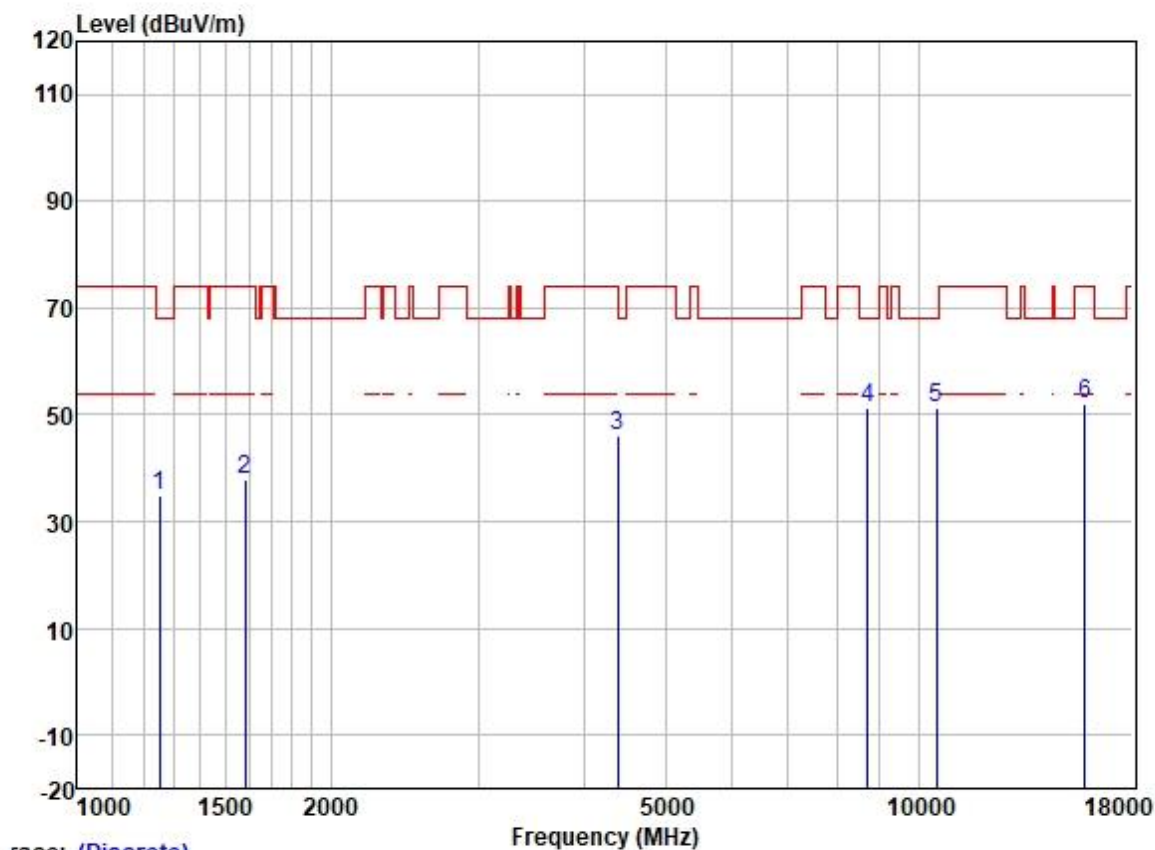
	Freq	Read	Antenna	Cable	Preamp	Limit	Over		
	MHz	Level	Factor	Loss	Factor	Line	Limit	Pol/Phase	Remark
	MHz	dBuV	dB/m	dB	dB	dBuV/m	dBuV/m	dB	
1	1142.201	46.50	24.47	2.30	38.42	34.85	74.00	-39.15	VERTICAL Peak
2	1601.804	48.20	25.58	2.80	37.98	38.60	74.00	-35.40	VERTICAL Peak
3	3946.885	49.49	29.74	4.60	36.81	47.02	74.00	-26.98	VERTICAL Peak
4	8789.516	44.43	37.33	7.24	37.54	51.46	68.20	-16.74	VERTICAL Peak
5	10640.000	43.02	39.63	7.48	37.33	52.80	74.00	-21.20	VERTICAL Peak
6	15960.000	39.84	38.37	9.85	35.40	52.66	74.00	-21.34	VERTICAL Peak

Test Mode: 05; Polarity: Horizontal; Modulation:802.11n; Bandwidth:20MHz; Channel:Low



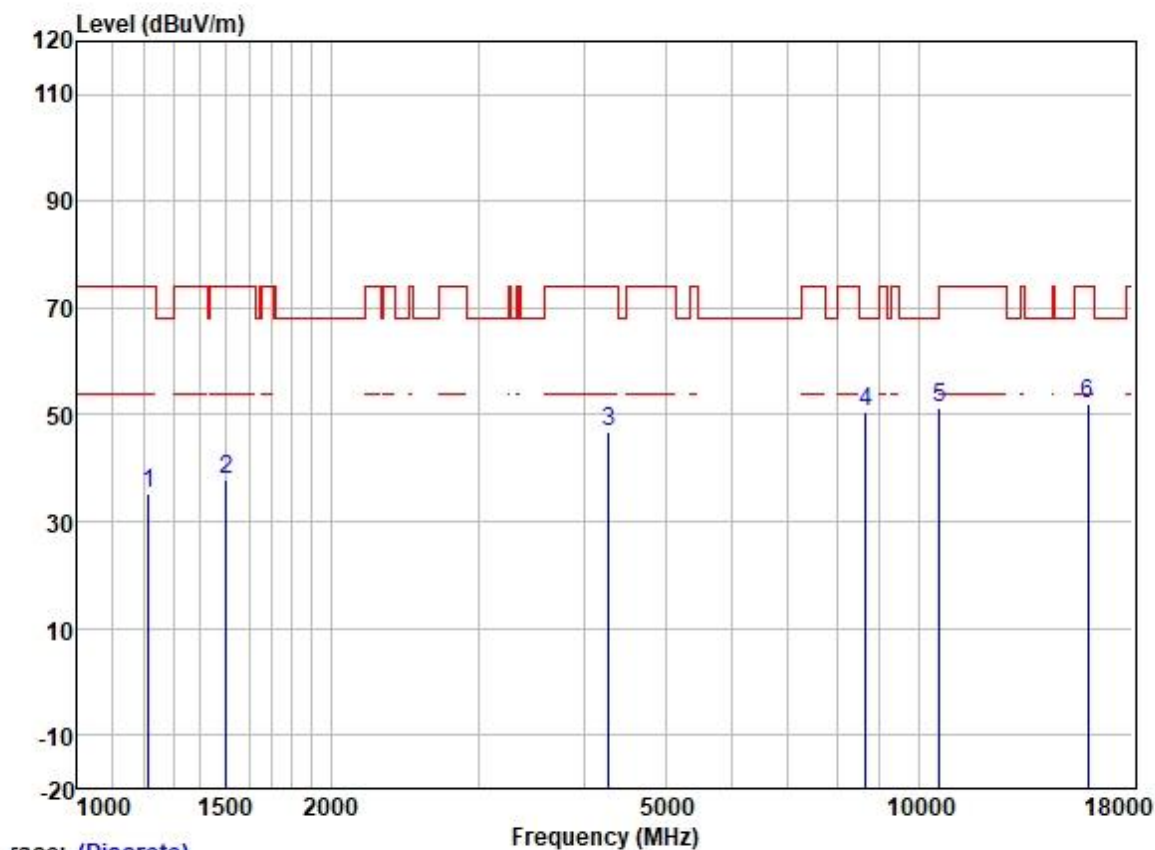
		Read	Antenna	Cable	Preamp		Limit	Over		
	Freq	Level	Factor	Loss	Factor	Level	Line	Limit	Pol/Phase	Remark
	MHz	dBuV	dB/m	dB	dB	dBuV/m	dBuV/m	dB		
1	1300.858	45.26	25.20	2.60	38.31	34.75	74.00	-39.25	HORIZONTAL	Peak
2	1697.129	48.80	25.71	2.80	37.89	39.42	74.00	-34.58	HORIZONTAL	Peak
3	4456.315	47.76	30.75	4.88	36.81	46.58	68.20	-21.62	HORIZONTAL	Peak
4	8613.468	44.16	37.24	6.88	37.56	50.72	68.20	-17.48	HORIZONTAL	Peak
5	10520.000	41.52	39.50	7.42	37.35	51.09	68.20	-17.11	HORIZONTAL	Peak
6	15780.000	39.20	38.70	9.86	35.39	52.37	74.00	-21.63	HORIZONTAL	Peak

Test Mode: 05; Polarity: Vertical; Modulation:802.11n; Bandwidth:20MHz; Channel:Low



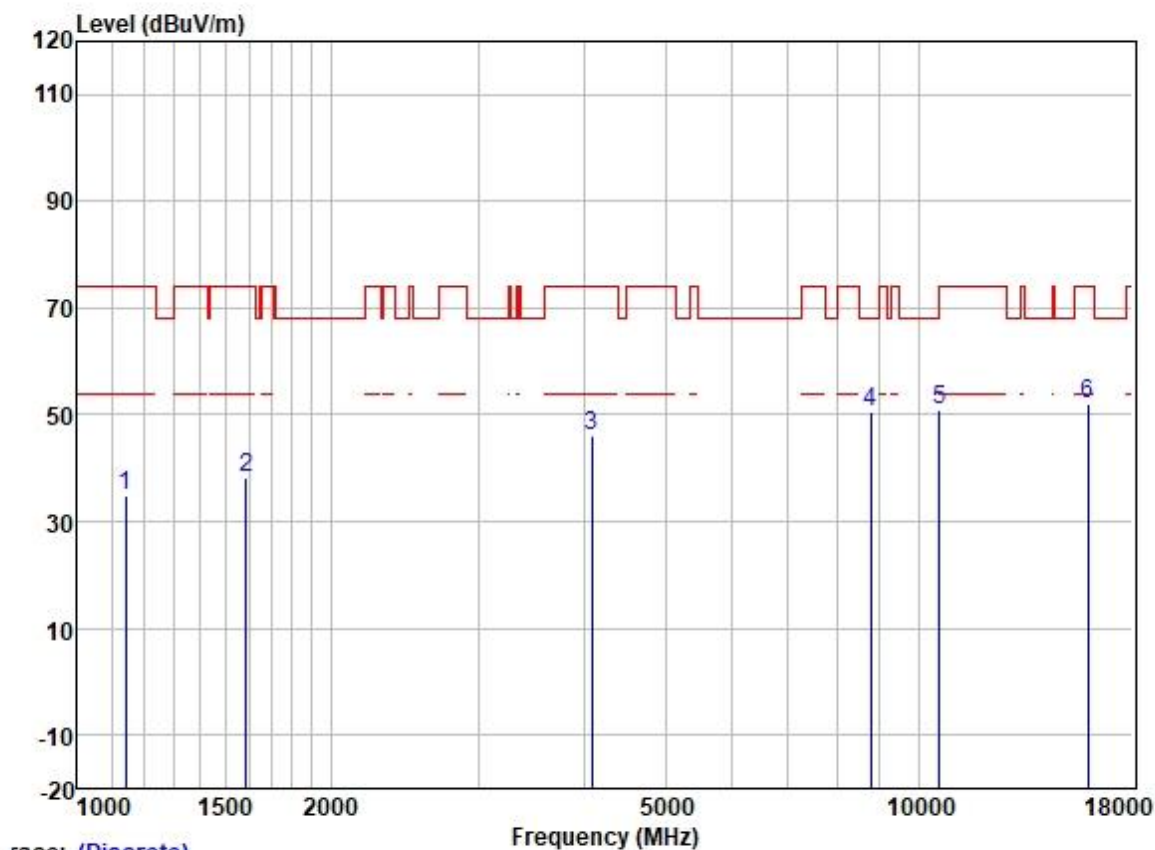
	Freq	Read	Antenna	Cable	Preamp	Limit	Over		
	MHz	Level	Factor	Loss	Factor	Line	Limit	Pol/Phase	Remark
	MHz	dBuV	dB/m	dB	dB	dBuV/m	dBuV/m	dB	
1	1252.885	45.99	25.03	2.36	38.35	35.03	68.20	-33.17	VERTICAL Peak
2	1583.392	47.54	25.56	2.80	38.00	37.90	74.00	-36.10	VERTICAL Peak
3	4392.376	47.45	30.66	4.70	36.81	46.00	74.00	-28.00	VERTICAL Peak
4	8713.630	44.44	37.30	7.07	37.55	51.26	68.20	-16.94	VERTICAL Peak
5	10520.000	41.57	39.50	7.42	37.35	51.14	68.20	-17.06	VERTICAL Peak
6	15780.000	39.05	38.70	9.86	35.39	52.22	74.00	-21.78	VERTICAL Peak

Test Mode: 05; Polarity: Horizontal; Modulation:802.11n; Bandwidth:20MHz; Channel:middle



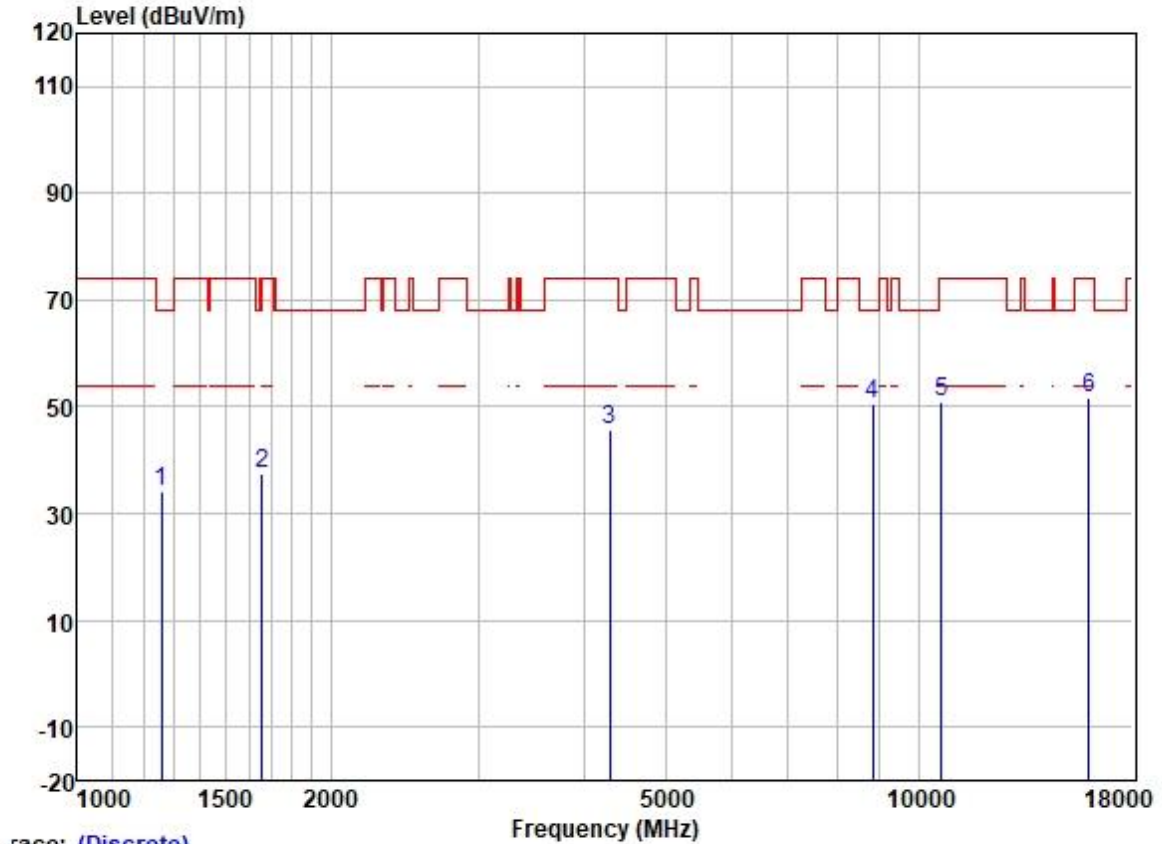
	Freq	Read	Antenna	Cable	Preamp	Limit	Over		
	MHz	Level	Factor	Loss	Factor	Line	Limit	Pol/Phase	Remark
	MHz	dBuV	dB/m	dB	dB	dBuV/m	dBuV/m	dB	
1	1213.677	46.60	24.77	2.32	38.37	35.32	74.00	-38.68	HORIZONTAL Peak
2	1503.119	47.65	25.50	2.80	38.10	37.85	74.00	-36.15	HORIZONTAL Peak
3	4279.589	48.49	30.42	4.63	36.81	46.73	74.00	-27.27	HORIZONTAL Peak
4	8663.404	43.88	37.27	6.97	37.55	50.57	68.20	-17.63	HORIZONTAL Peak
5	10600.000	41.48	39.59	7.46	37.34	51.19	68.20	-17.01	HORIZONTAL Peak
6	15900.000	39.00	38.44	9.86	35.40	51.90	74.00	-22.10	HORIZONTAL Peak

Test Mode: 05; Polarity: Vertical; Modulation:802.11n; Bandwidth:20MHz; Channel:middle



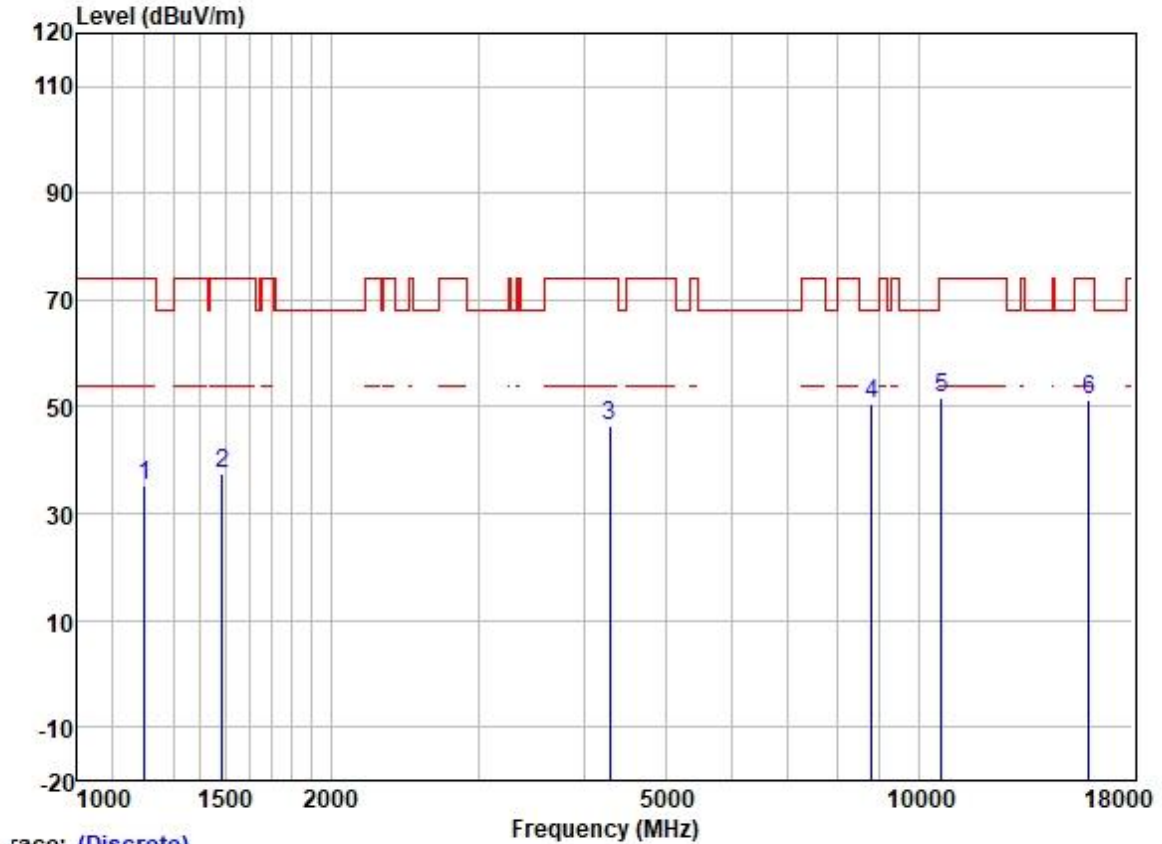
		ReadAntenna		Cable	Preamp		Limit	Over		
	Freq	Level	Factor	Loss	Factor	Level	Line	Limit	Pol/Phase	Remark
	MHz	dBuV	dB/m	dB	dB	dBuV/m	dBuV/m	dB		
1	1142.201	46.51	24.47	2.30	38.42	34.86	74.00	-39.14	VERTICAL	Peak
2	1587.975	47.73	25.57	2.80	37.98	38.12	74.00	-35.88	VERTICAL	Peak
3	4086.182	48.29	29.92	4.60	36.80	46.01	74.00	-27.99	VERTICAL	Peak
4	8764.146	43.74	37.32	7.19	37.54	50.71	68.20	-17.49	VERTICAL	Peak
5	10600.000	41.15	39.59	7.46	37.34	50.86	68.20	-17.34	VERTICAL	Peak
6	15900.000	39.17	38.44	9.86	35.40	52.07	74.00	-21.93	VERTICAL	Peak

Test Mode: 05; Polarity: Horizontal; Modulation:802.11n; Bandwidth:20MHz; Channel:High



	Freq	Read	Antenna	Cable	Preamp	Limit	Over		
	MHz	Level	Factor	Loss	Factor	Line	Limit	Pol/Phase	Remark
	MHz	dBuV	dB/m	dB	dB	dBuV/m	dBuV/m	dB	
1	1260.149	45.05	25.07	2.40	38.35	34.17	68.20	-34.03	HORIZONTAL Peak
2	1658.337	46.85	25.65	2.80	37.93	37.37	68.20	-30.83	HORIZONTAL Peak
3	4291.977	47.57	30.45	4.64	36.81	45.85	74.00	-28.15	HORIZONTAL Peak
4	8814.957	43.49	37.34	7.29	37.53	50.59	68.20	-17.61	HORIZONTAL Peak
5	10640.000	41.24	39.63	7.48	37.33	51.02	74.00	-22.98	HORIZONTAL Peak
6	15960.000	38.95	38.37	9.85	35.40	51.77	74.00	-22.23	HORIZONTAL Peak

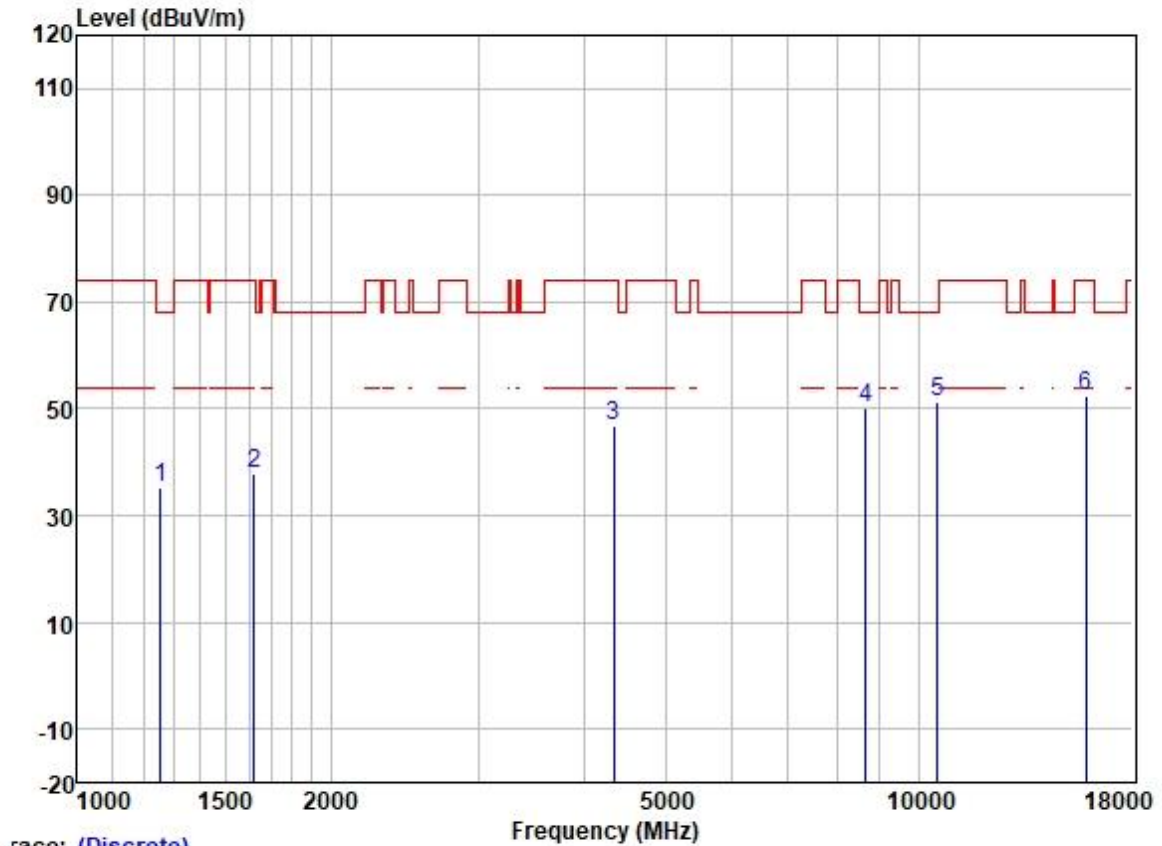
Test Mode: 05; Polarity: Vertical; Modulation:802.11n; Bandwidth:20MHz; Channel:High



Trace: (Discrete)

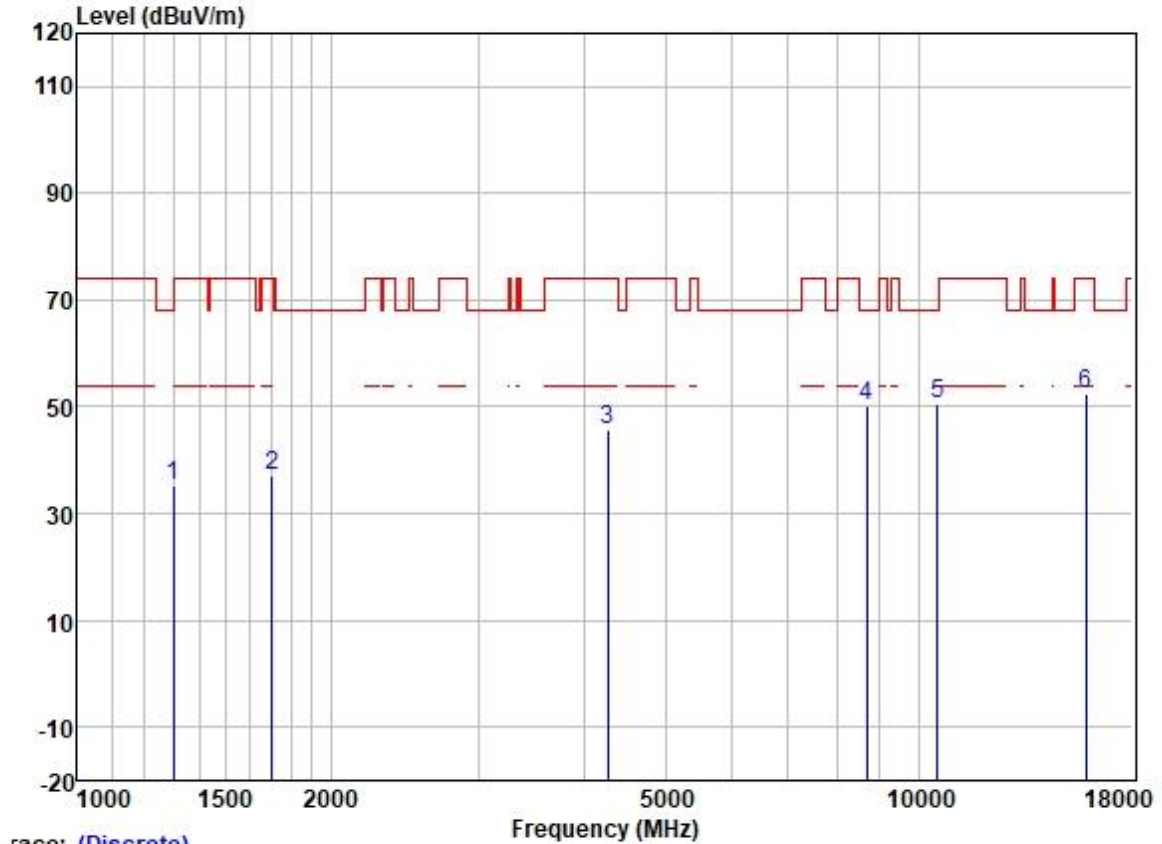
		ReadAntenna		Cable	Preamp		Limit	Over		
	Freq	Level	Factor	Loss	Factor	Level	Line	Limit	Pol/Phase	Remark
	MHz	dBuV	dB/m	dB	dB	dBuV/m	dBuV/m	dB		
1	1203.199	46.52	24.70	2.34	38.39	35.17	74.00	-38.83	VERTICAL	Peak
2	1485.841	47.52	25.49	2.78	38.13	37.66	74.00	-36.34	VERTICAL	Peak
3	4291.977	48.22	30.45	4.64	36.81	46.50	74.00	-27.50	VERTICAL	Peak
4	8789.516	43.52	37.33	7.24	37.54	50.55	68.20	-17.65	VERTICAL	Peak
5	10640.000	41.77	39.63	7.48	37.33	51.55	74.00	-22.45	VERTICAL	Peak
6	15960.000	38.47	38.37	9.85	35.40	51.29	74.00	-22.71	VERTICAL	Peak

Test Mode: 05; Polarity: Horizontal; Modulation:802.11n; Bandwidth:40MHz; Channel:Low



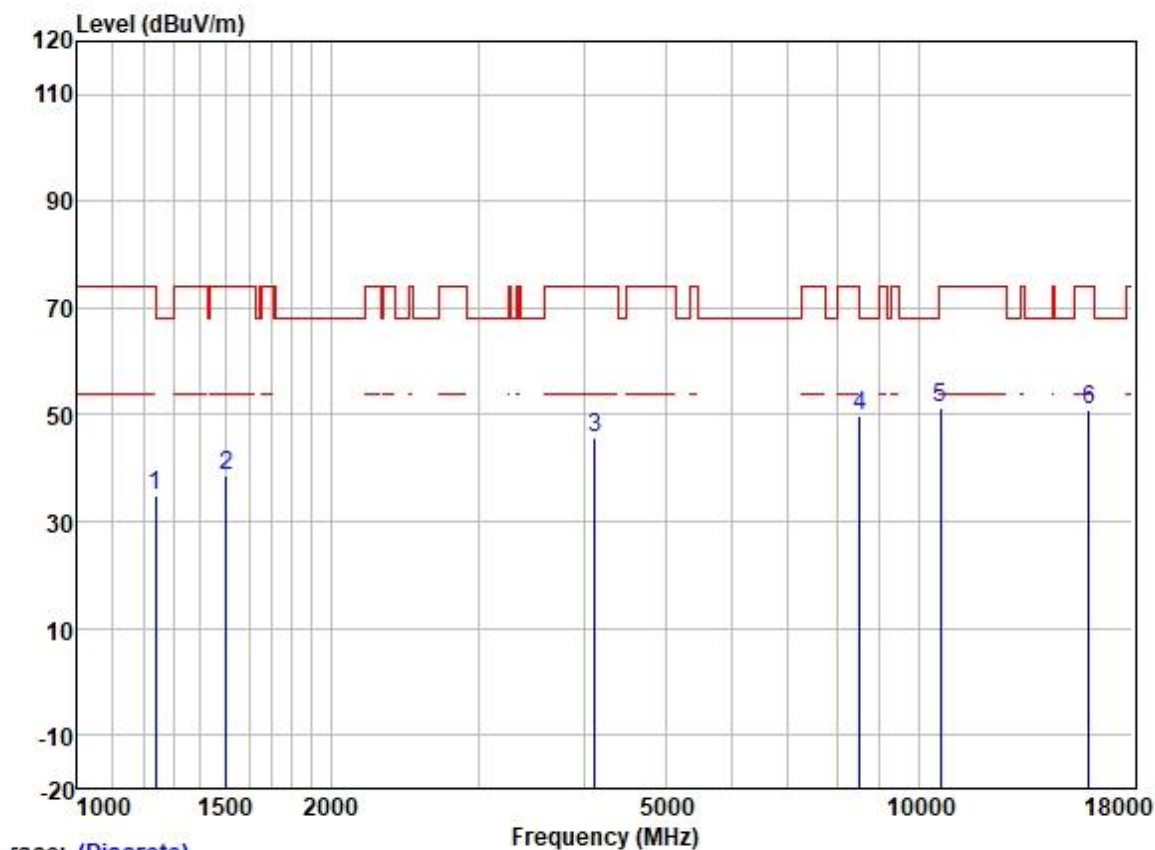
	Freq	Read	Antenna	Cable	Preamp	Limit	Over		
	MHz	Level	Factor	Loss	Factor	Line	Limit	Pol/Phase	Remark
	MHz	dBuV	dB/m	dB	dB	dBuV/m	dBuV/m	dB	
1	1256.512	46.04	25.05	2.38	38.35	35.12	68.20	-33.08	HORIZONTAL Peak
2	1620.431	47.39	25.60	2.80	37.95	37.84	74.00	-36.16	HORIZONTAL Peak
3	4341.886	48.34	30.57	4.67	36.81	46.77	74.00	-27.23	HORIZONTAL Peak
4	8663.404	43.60	37.27	6.97	37.55	50.29	68.20	-17.91	HORIZONTAL Peak
5	10540.000	41.73	39.53	7.43	37.35	51.34	68.20	-16.86	HORIZONTAL Peak
6	15810.000	39.24	38.61	9.86	35.39	52.32	74.00	-21.68	HORIZONTAL Peak

Test Mode: 05; Polarity: Vertical; Modulation:802.11n; Bandwidth:40MHz; Channel:Low



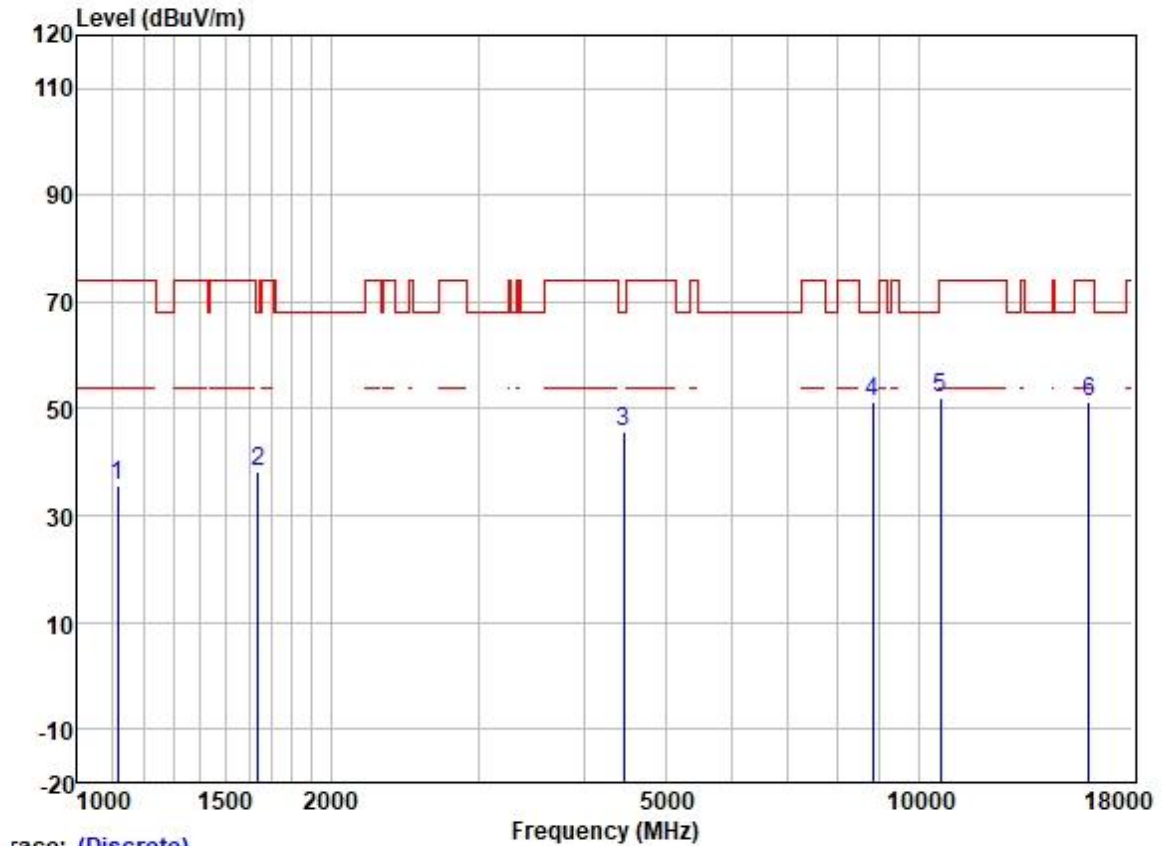
	Freq	Read	Antenna	Cable	Preamp	Limit	Over		
	MHz	Level	Factor	Loss	Factor	Line	Limit	Pol/Phase	Remark
	MHz	dBuV	dB/m	dB	dB	dBuV/m	dBuV/m	dB	
1	1300.858	45.88	25.20	2.60	38.31	35.37	74.00	-38.63	VERTICAL Peak
2	1702.042	46.59	25.72	2.80	37.89	37.22	74.00	-36.78	VERTICAL Peak
3	4267.237	47.49	30.38	4.63	36.81	45.69	74.00	-28.31	VERTICAL Peak
4	8688.480	43.56	37.28	7.02	37.55	50.31	68.20	-17.89	VERTICAL Peak
5	10540.000	41.06	39.53	7.43	37.35	50.67	68.20	-17.53	VERTICAL Peak
6	15810.000	39.36	38.61	9.86	35.39	52.44	74.00	-21.56	VERTICAL Peak

Test Mode: 05; Polarity: Horizontal; Modulation:802.11n; Bandwidth:40MHz; Channel:High



		Read	Antenna	Cable	Preamp		Limit	Over		
	Freq	Level	Factor	Loss	Factor	Level	Line	Limit	Pol/Phase	Remark
	MHz	dBuV	dB/m	dB	dB	dBuV/m	dBuV/m	dB		
1	1238.483	45.88	24.96	2.30	38.35	34.79	74.00	-39.21	HORIZONTAL	Peak
2	1503.119	48.49	25.50	2.80	38.10	38.69	74.00	-35.31	HORIZONTAL	Peak
3	4121.768	48.11	29.98	4.60	36.80	45.89	74.00	-28.11	HORIZONTAL	Peak
4	8514.456	43.41	37.17	6.73	37.57	49.74	68.20	-18.46	HORIZONTAL	Peak
5	10620.000	41.69	39.59	7.46	37.34	51.40	74.00	-22.60	HORIZONTAL	Peak
6	15930.000	38.12	38.37	9.85	35.40	50.94	74.00	-23.06	HORIZONTAL	Peak

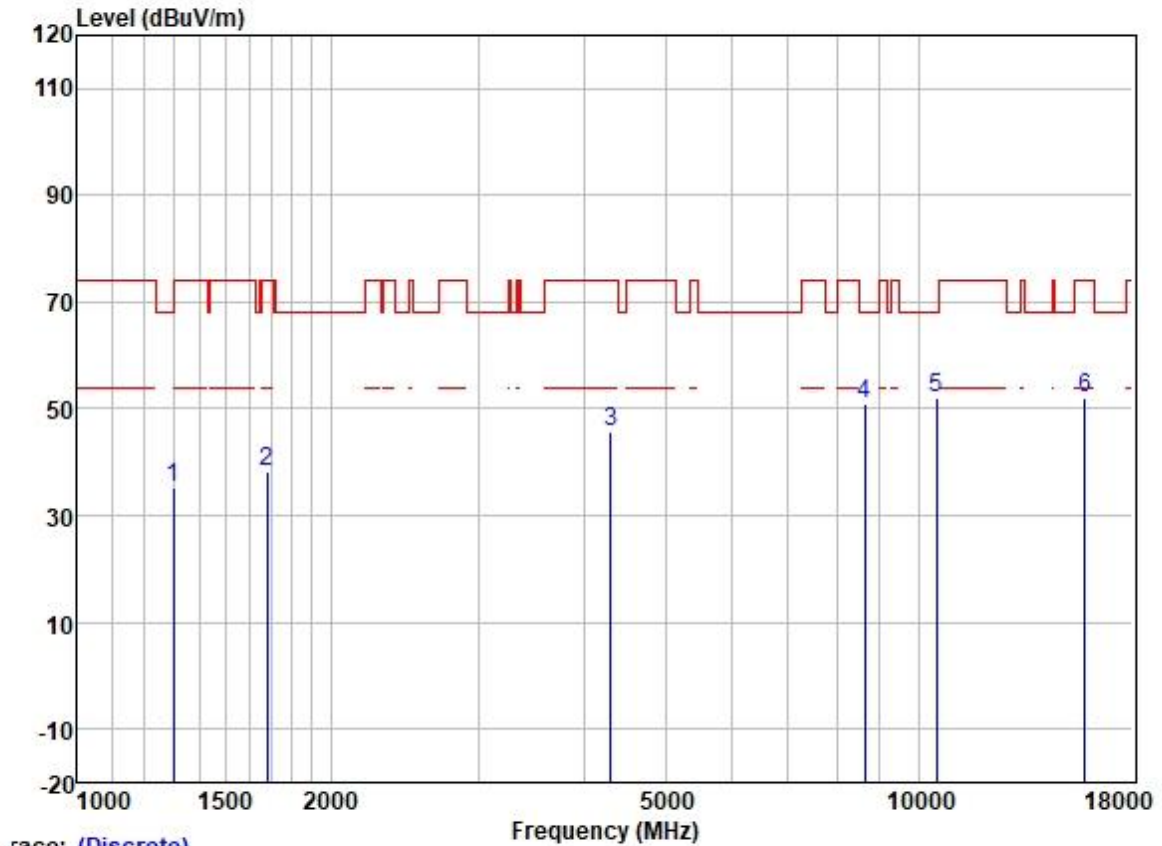
Test Mode: 05; Polarity: Vertical; Modulation:802.11n; Bandwidth:40MHz; Channel:High



Trace: (Discrete)

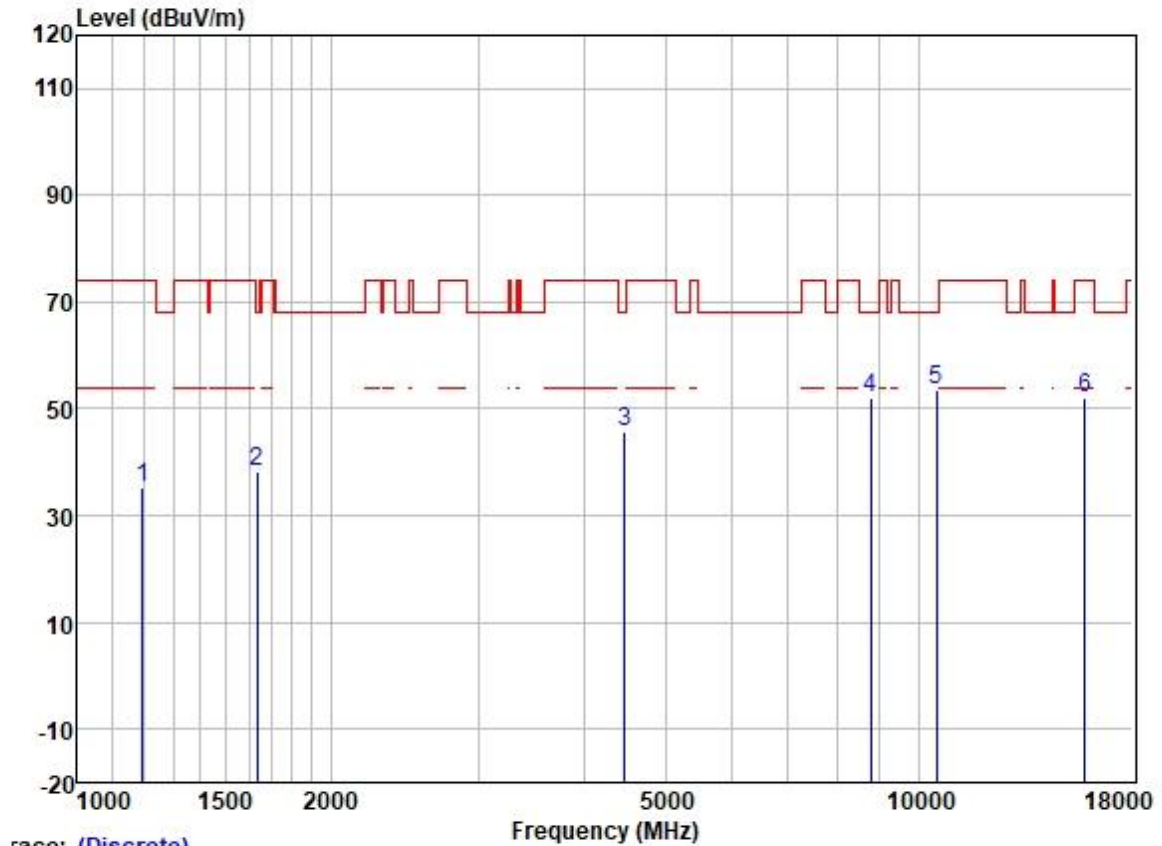
	Freq	Read	Antenna	Cable	Preamp	Limit	Over		
	MHz	Level	Factor	Loss	Factor	Line	Limit	Pol/Phase	Remark
	MHz	dBuV	dB/m	dB	dB	dBuV/m	dB		
1	1116.093	47.23	24.40	2.25	38.43	35.45	74.00	-38.55	VERTICAL Peak
2	1639.274	47.90	25.62	2.80	37.93	38.39	68.20	-29.81	VERTICAL Peak
3	4456.315	46.72	30.75	4.88	36.81	45.54	68.20	-22.66	VERTICAL Peak
4	8814.957	44.14	37.34	7.29	37.53	51.24	68.20	-16.96	VERTICAL Peak
5	10620.000	42.28	39.59	7.46	37.34	51.99	74.00	-22.01	VERTICAL Peak
6	15930.000	38.61	38.37	9.85	35.40	51.43	74.00	-22.57	VERTICAL Peak

Test Mode: 05; Polarity: Horizontal; Modulation:802.11ac; Bandwidth:20MHz; Channel:Low



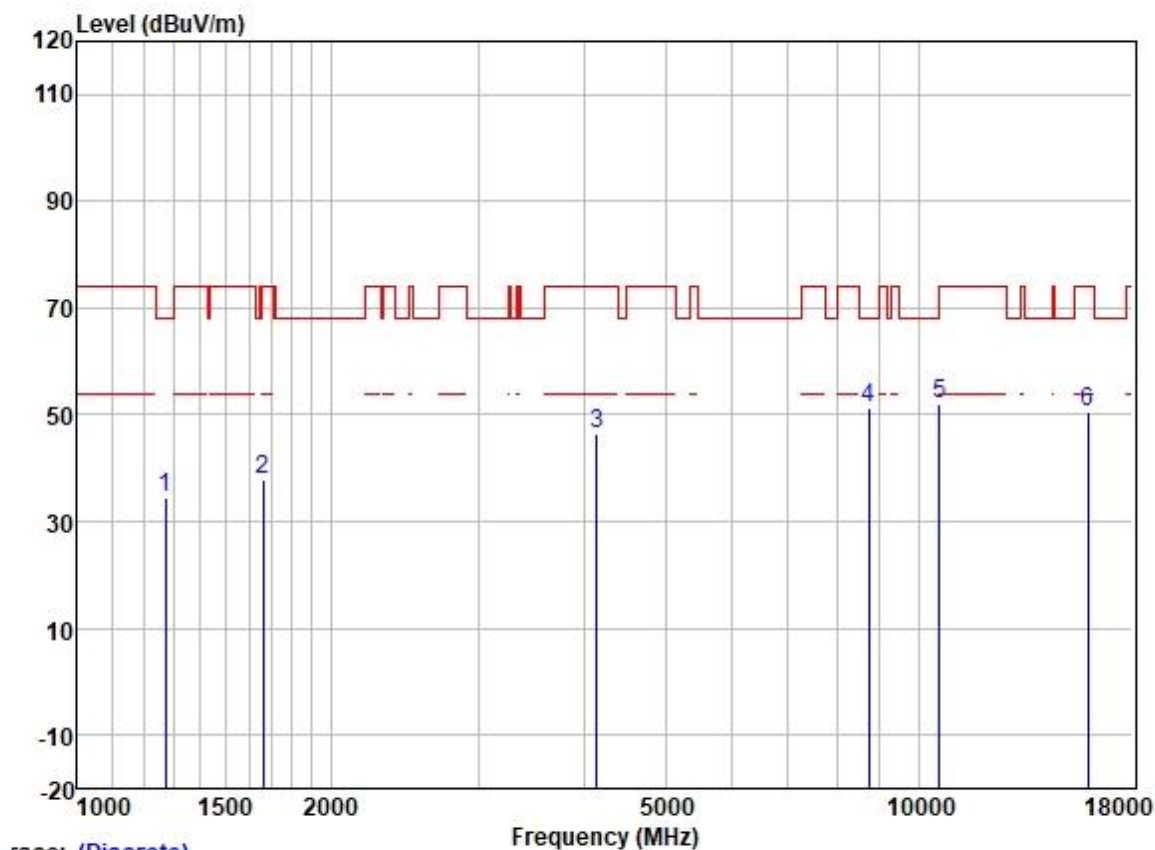
	Freq	Read	Antenna	Cable	Preamp	Limit	Over		
	MHz	Level	Factor	Loss	Factor	Line	Limit	Pol/Phase	Remark
	MHz	dBuV	dB/m	dB	dB	dBuV/m	dBuV/m	dB	
1	1300.858	45.72	25.20	2.60	38.31	35.21	74.00	-38.79	HORIZONTAL Peak
2	1682.477	47.65	25.68	2.80	37.91	38.22	74.00	-35.78	HORIZONTAL Peak
3	4304.400	47.45	30.48	4.65	36.81	45.77	74.00	-28.23	HORIZONTAL Peak
4	8638.399	44.48	37.26	6.92	37.55	51.11	68.20	-17.09	HORIZONTAL Peak
5	10520.000	42.59	39.50	7.42	37.35	52.16	68.20	-16.04	HORIZONTAL Peak
6	15780.000	38.86	38.70	9.86	35.39	52.03	74.00	-21.97	HORIZONTAL Peak

Test Mode: 05; Polarity: Vertical; Modulation:802.11ac; Bandwidth:20MHz; Channel:Low



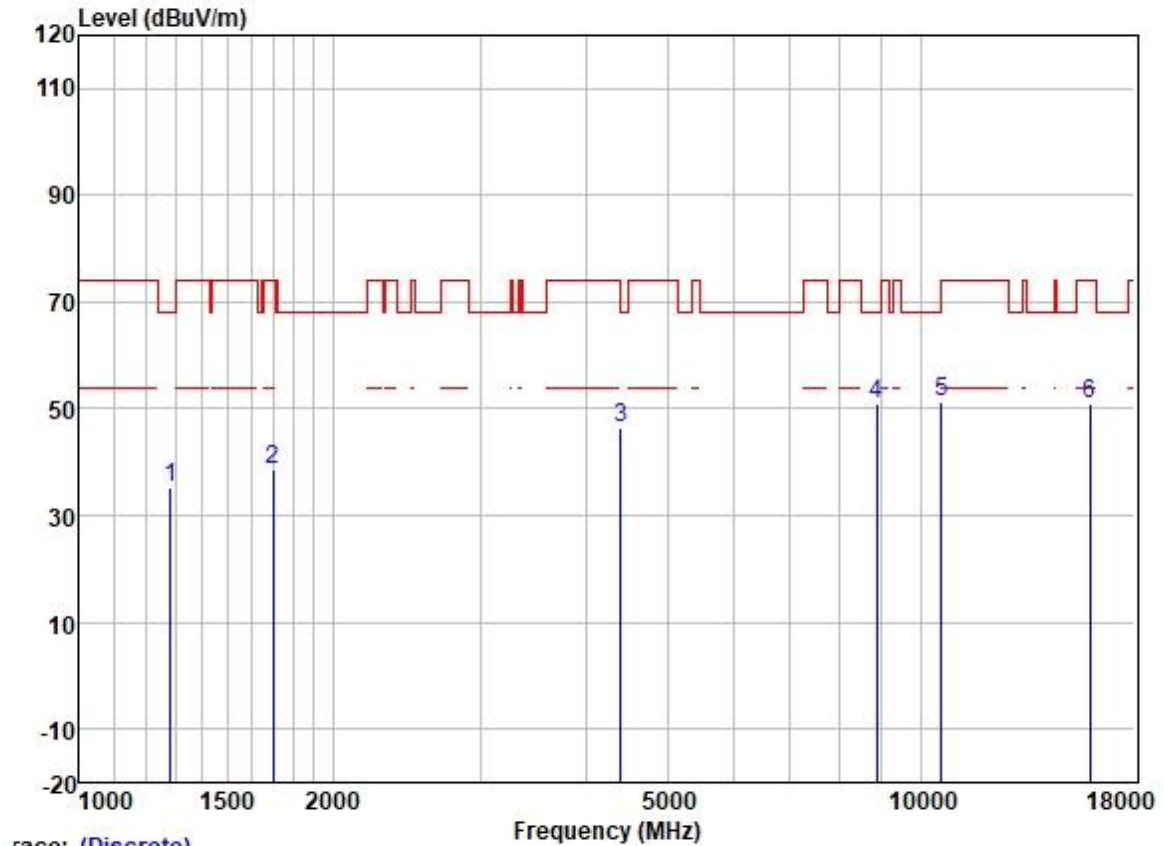
	Freq	Read	Antenna	Cable	Preamp	Limit	Over		
	MHz	Level	Factor	Loss	Factor	Line	Limit	Pol/Phase	Remark
	MHz	dBuV	dB/m	dB	dB	dBuV/m	dBuV/m	dB	
1	1196.264	46.48	24.67	2.35	38.39	35.11	74.00	-38.89	VERTICAL Peak
2	1634.543	47.75	25.62	2.80	37.95	38.22	68.20	-29.98	VERTICAL Peak
3	4469.214	47.00	30.77	4.93	36.81	45.89	68.20	-22.31	VERTICAL Peak
4	8764.146	45.04	37.32	7.19	37.54	52.01	68.20	-16.19	VERTICAL Peak
5	10520.000	44.10	39.50	7.42	37.35	53.67	68.20	-14.53	VERTICAL Peak
6	15780.000	38.82	38.70	9.86	35.39	51.99	74.00	-22.01	VERTICAL Peak

Test Mode: 05; Polarity: Horizontal; Modulation:802.11ac; Bandwidth:20MHz; Channel:middle



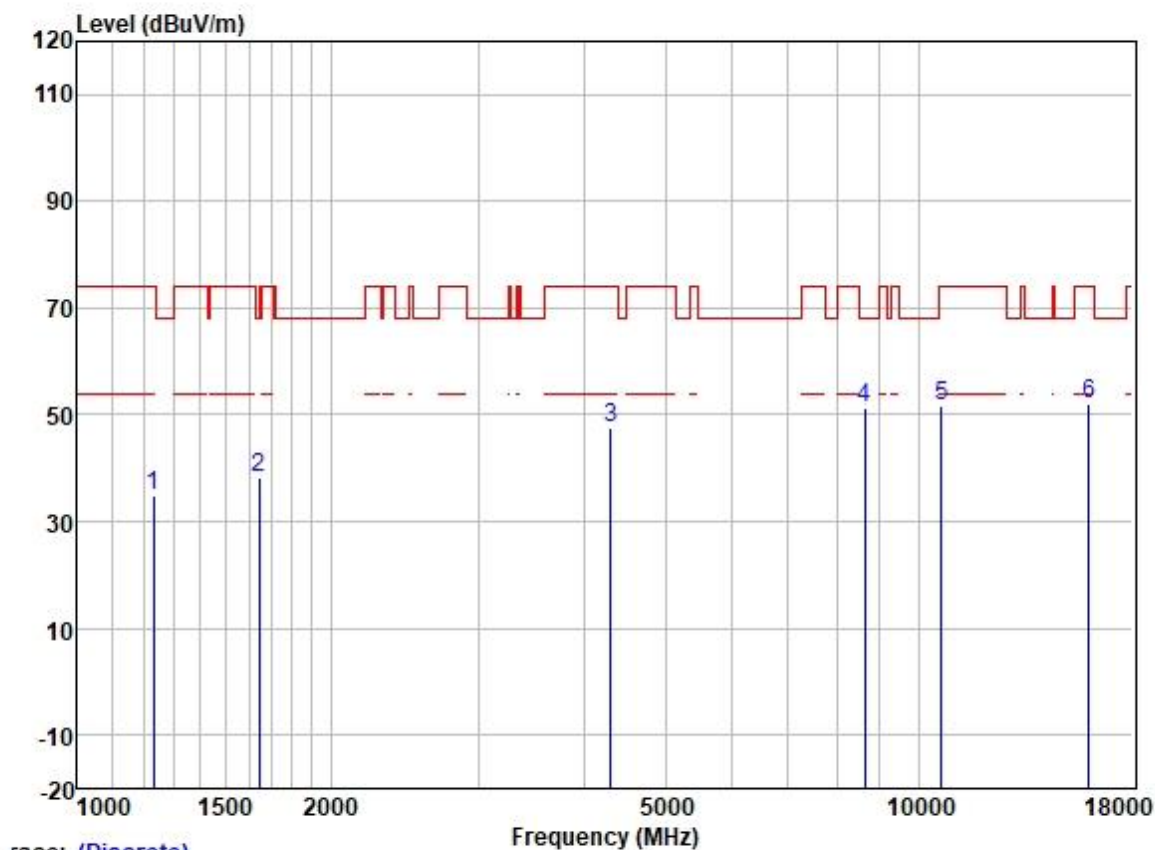
	Freq	Read	Antenna	Cable	Preamp	Limit	Over		
	MHz	Level	Factor	Loss	Factor	Line	Limit	Pol/Phase	Remark
	MHz	dBuV	dB/m	dB	dB	dBuV/m	dBuV/m	dB	
1	1271.123	45.31	25.11	2.46	38.33	34.55	68.20	-33.65	HORIZONTAL Peak
2	1663.137	47.27	25.65	2.80	37.91	37.81	74.00	-36.19	HORIZONTAL Peak
3	4145.664	48.52	30.03	4.60	36.80	46.35	74.00	-27.65	HORIZONTAL Peak
4	8738.852	44.33	37.31	7.13	37.54	51.23	68.20	-16.97	HORIZONTAL Peak
5	10600.000	42.44	39.59	7.46	37.34	52.15	68.20	-16.05	HORIZONTAL Peak
6	15900.000	37.70	38.44	9.86	35.40	50.60	74.00	-23.40	HORIZONTAL Peak

Test Mode: 05; Polarity: Vertical; Modulation:802.11ac; Bandwidth:20MHz; Channel:middle



	Freq	Read	Antenna	Cable	Preamp	Limit	Over		
	MHz	Level	Factor	Loss	Factor	Line	Limit	Pol/Phase	Remark
	MHz	dBuV	dB/m	dB	dB	dBuV/m	dBuV/m	dB	
1	1282.193	45.78	25.15	2.52	38.33	35.12	68.20	-33.08	VERTICAL Peak
2	1697.129	48.05	25.71	2.80	37.89	38.67	74.00	-35.33	VERTICAL Peak
3	4405.090	48.03	30.68	4.70	36.81	46.60	68.20	-21.60	VERTICAL Peak
4	8866.062	43.73	37.36	7.38	37.53	50.94	68.20	-17.26	VERTICAL Peak
5	10600.000	41.56	39.59	7.46	37.34	51.27	68.20	-16.93	VERTICAL Peak
6	15900.000	38.06	38.44	9.86	35.40	50.96	74.00	-23.04	VERTICAL Peak

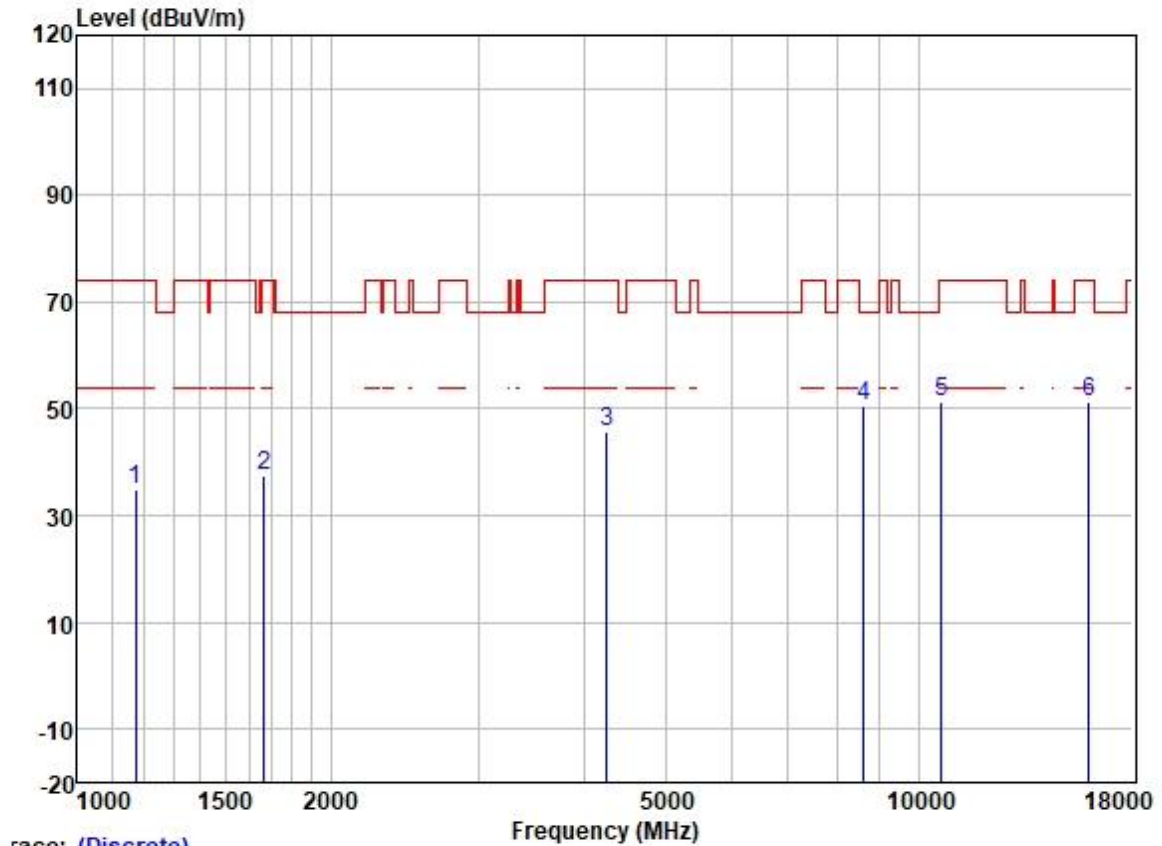
Test Mode: 05; Polarity: Horizontal; Modulation:802.11ac; Bandwidth:20MHz; Channel:High



Trace: (Discrete)

		ReadAntenna		Cable	Preamp		Limit	Over		
	Freq	Level	Factor	Loss	Factor	Level	Line	Limit	Pol/Phase	Remark
	MHz	dBuV	dB/m	dB	dB	dBuV/m	dBuV/m	dB		
1	1231.345	45.96	24.91	2.31	38.37	34.81	74.00	-39.19	HORIZONTAL	Peak
2	1644.019	47.72	25.63	2.80	37.93	38.22	68.20	-29.98	HORIZONTAL	Peak
3	4304.400	49.23	30.48	4.65	36.81	47.55	74.00	-26.45	HORIZONTAL	Peak
4	8638.399	44.62	37.26	6.92	37.55	51.25	68.20	-16.95	HORIZONTAL	Peak
5	10640.000	41.75	39.63	7.48	37.33	51.53	74.00	-22.47	HORIZONTAL	Peak
6	15960.000	39.30	38.37	9.85	35.40	52.12	74.00	-21.88	HORIZONTAL	Peak

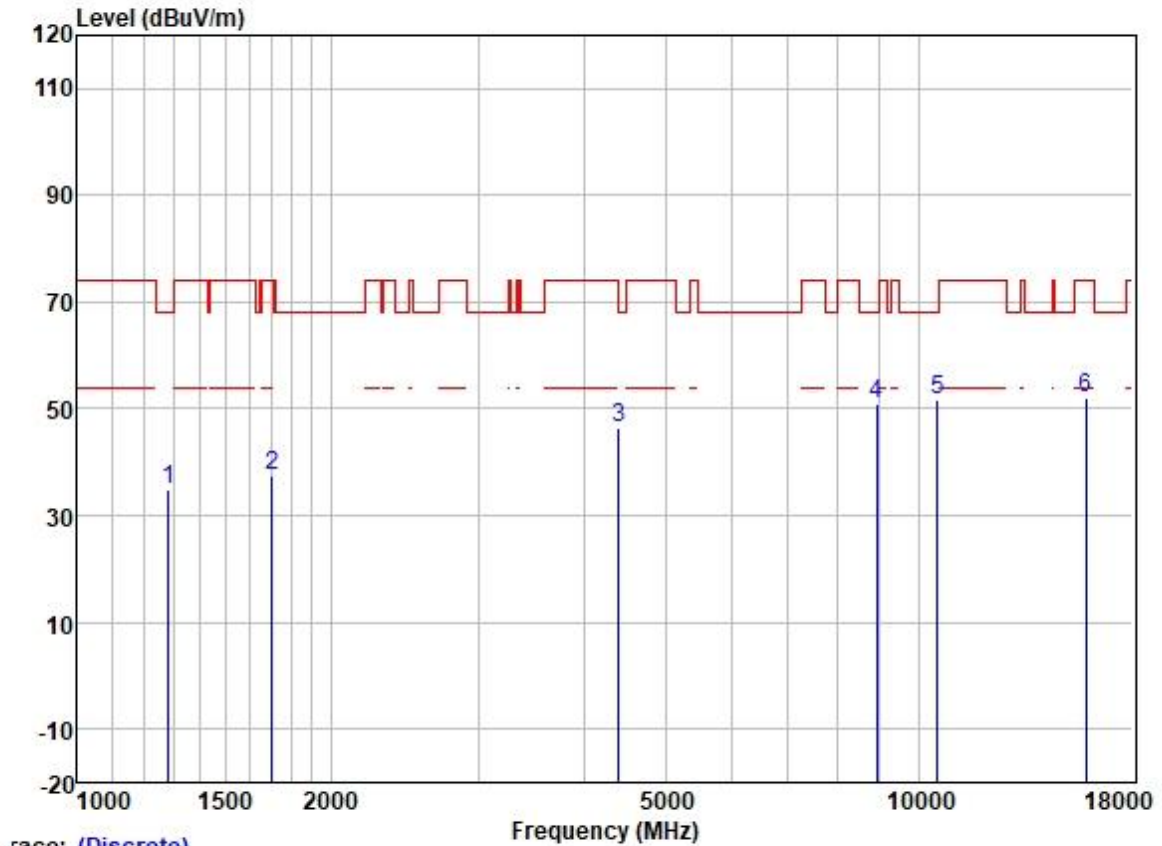
Test Mode: 05; Polarity: Vertical; Modulation:802.11ac; Bandwidth:20MHz; Channel:High



Trace: (Discrete)

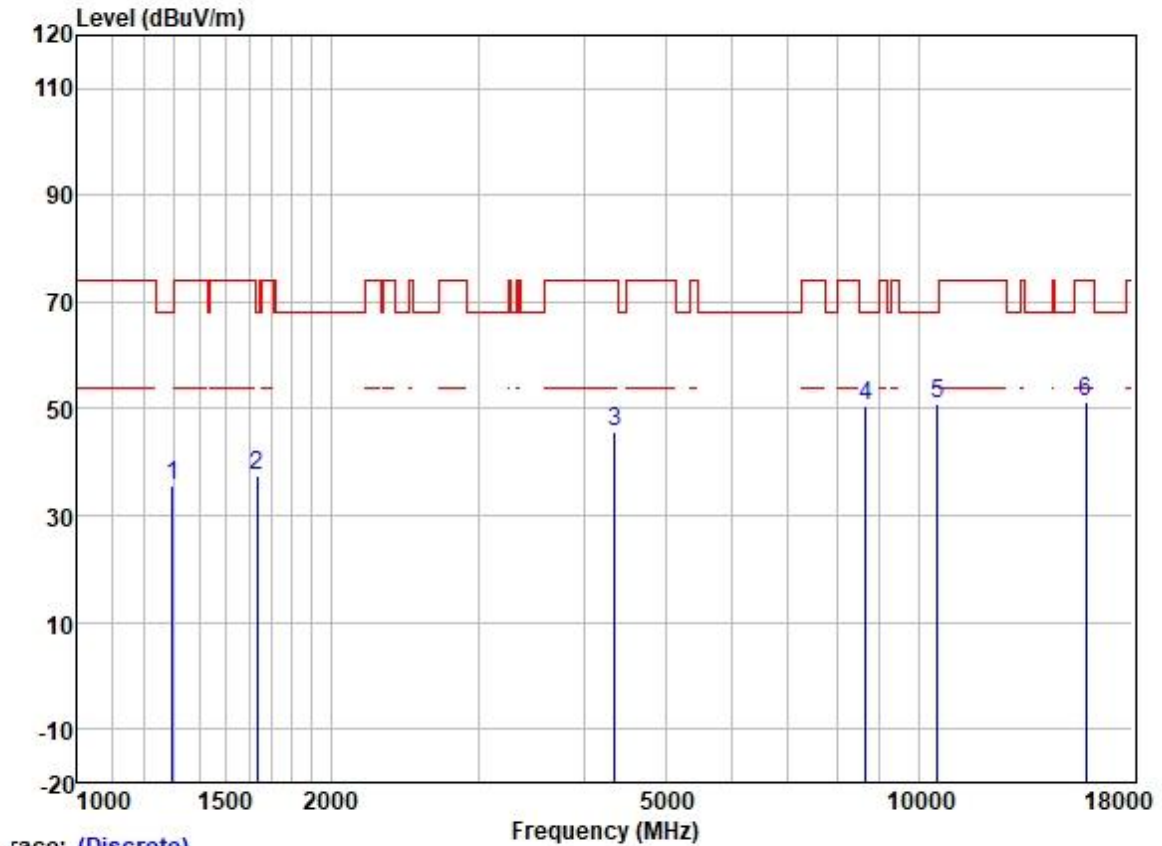
	Freq	Read	Antenna	Cable	Preamp	Limit	Over		
	MHz	Level	Factor	Loss	Factor	Line	Limit	Pol/Phase	Remark
	MHz	dBuV	dB/m	dB	dB	dBuV/m	dBuV/m	dB	
1	1172.303	46.22	24.56	2.39	38.40	34.77	74.00	-39.23	VERTICAL Peak
2	1667.951	46.76	25.66	2.80	37.91	37.31	74.00	-36.69	VERTICAL Peak
3	4254.921	47.71	30.34	4.62	36.81	45.86	74.00	-28.14	VERTICAL Peak
4	8613.468	44.16	37.24	6.88	37.56	50.72	68.20	-17.48	VERTICAL Peak
5	10640.000	41.41	39.63	7.48	37.33	51.19	74.00	-22.81	VERTICAL Peak
6	15960.000	38.44	38.37	9.85	35.40	51.26	74.00	-22.74	VERTICAL Peak

Test Mode: 05; Polarity: Horizontal; Modulation: 802.11ac; Bandwidth: 40MHz; Channel: Low



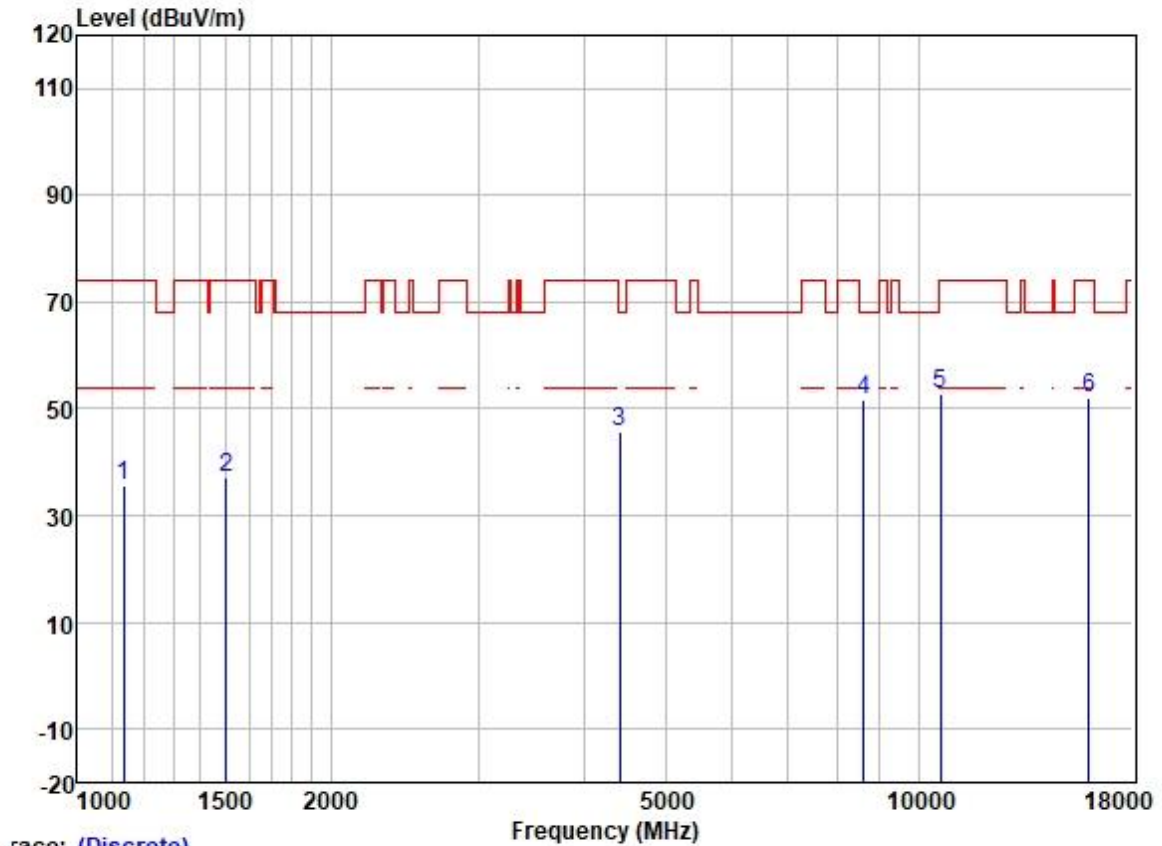
	Freq	Read	Antenna	Cable	Preamp	Limit	Over		
	MHz	Level	Factor	Loss	Factor	Level	Limit	Pol/Phase	Remark
	MHz	dBuV	dB/m	dB	dB	dBuV/m	dBuV/m	dB	
1	1282.193	45.70	25.15	2.52	38.33	35.04	68.20	-33.16	HORIZONTAL Peak
2	1702.042	46.77	25.72	2.80	37.89	37.40	74.00	-36.60	HORIZONTAL Peak
3	4405.090	48.02	30.68	4.70	36.81	46.59	68.20	-21.61	HORIZONTAL Peak
4	8917.462	43.66	37.38	7.46	37.52	50.98	68.20	-17.22	HORIZONTAL Peak
5	10540.000	42.01	39.53	7.43	37.35	51.62	68.20	-16.58	HORIZONTAL Peak
6	15810.000	38.81	38.61	9.86	35.39	51.89	74.00	-22.11	HORIZONTAL Peak

Test Mode: 05; Polarity: Vertical; Modulation:802.11ac; Bandwidth:40MHz; Channel:Low



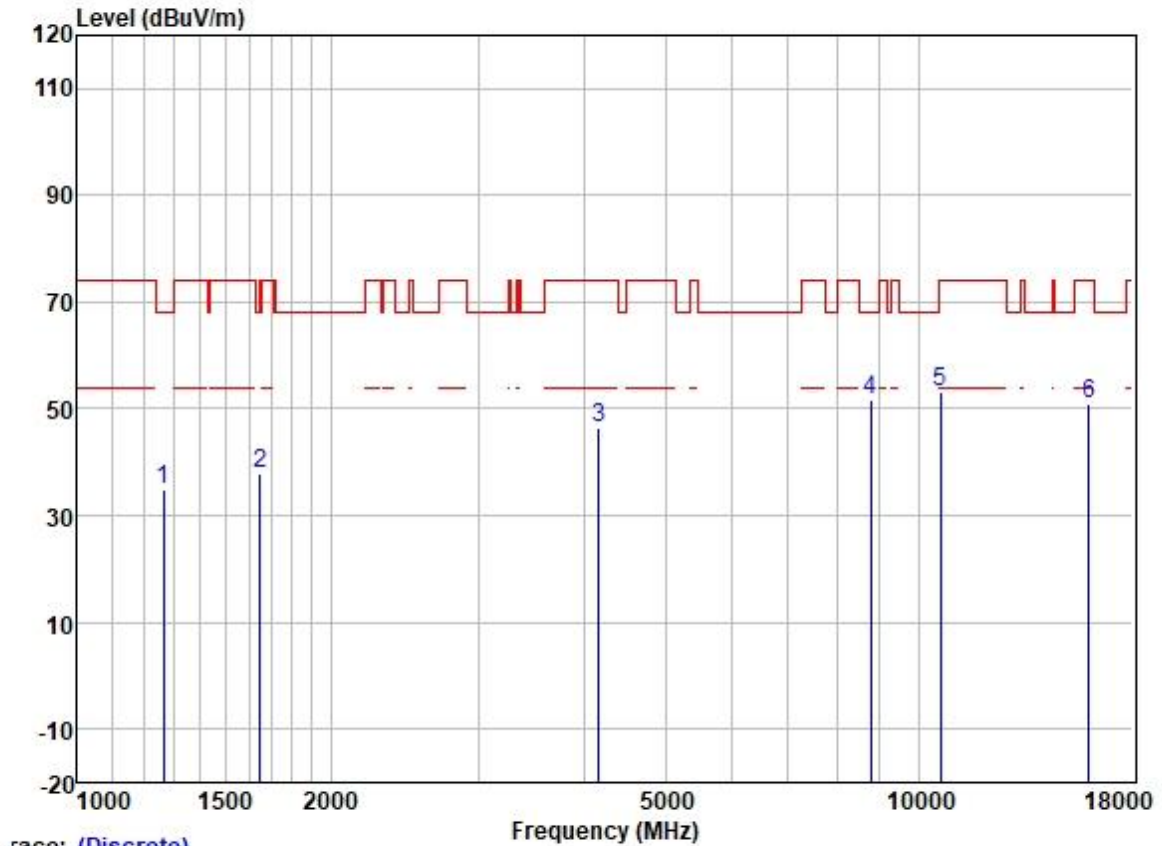
	Freq	Read	Antenna	Cable	Preamp	Limit	Over		
	MHz	Level	Factor	Loss	Factor	Line	Limit	Pol/Phase	Remark
	MHz	dBuV	dB/m	dB	dB	dBuV/m	dBuV/m	dB	
1	1297.103	46.03	25.19	2.58	38.31	35.49	68.20	-32.71	VERTICAL Peak
2	1634.543	46.88	25.62	2.80	37.95	37.35	68.20	-30.85	VERTICAL Peak
3	4354.454	47.32	30.59	4.68	36.81	45.78	74.00	-28.22	VERTICAL Peak
4	8663.404	43.87	37.27	6.97	37.55	50.56	68.20	-17.64	VERTICAL Peak
5	10540.000	41.15	39.53	7.43	37.35	50.76	68.20	-17.44	VERTICAL Peak
6	15810.000	38.29	38.61	9.86	35.39	51.37	74.00	-22.63	VERTICAL Peak

Test Mode: 05; Polarity: Horizontal; Modulation:802.11ac; Bandwidth:40MHz; Channel:High



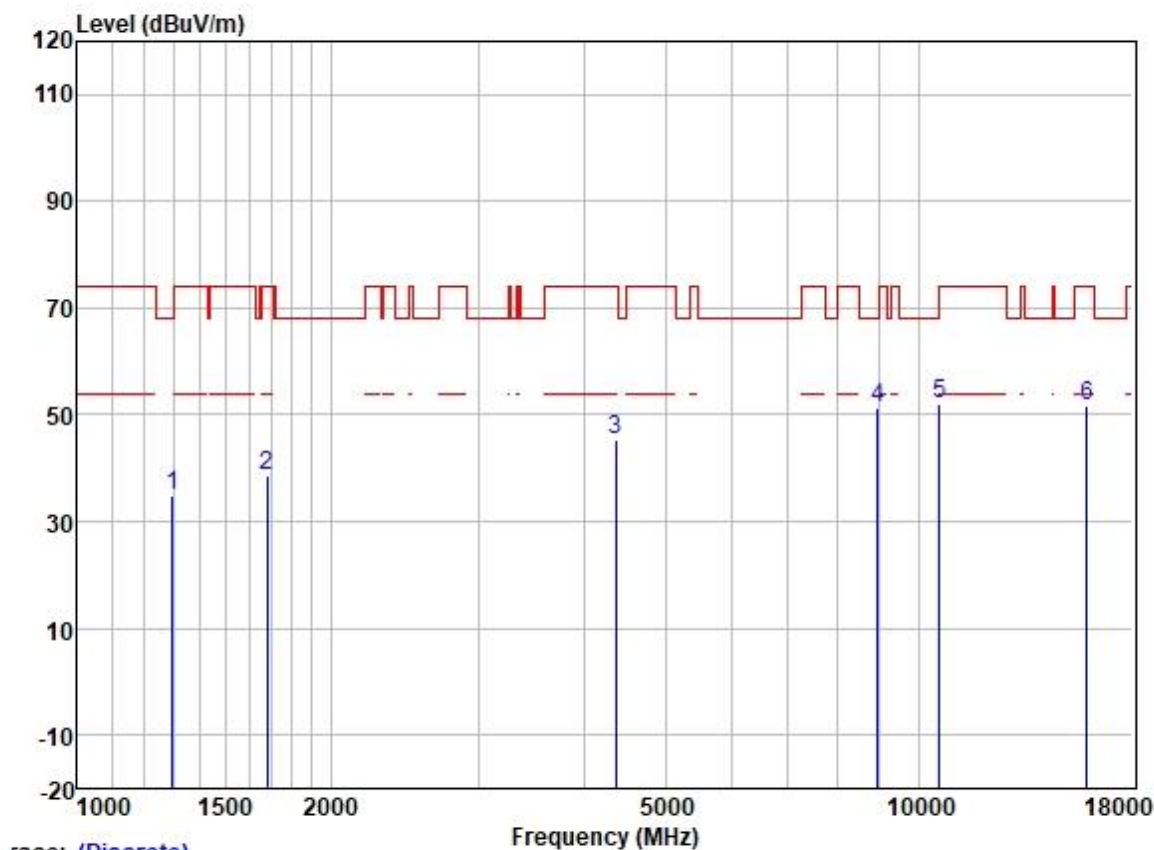
	Freq	ReadAntenna	Cable	Preamp		Limit	Over			
	MHz	Level	Factor	Loss	Factor	Level	Line	Limit	Pol/Phase	Remark
	MHz	dBuV	dB/m	dB	dB	dBuV/m	dBuV/m	dB		
1	1135.617	47.48	24.45	2.25	38.43	35.75	74.00	-38.25	HORIZONTAL	Peak
2	1503.119	46.77	25.50	2.80	38.10	36.97	74.00	-37.03	HORIZONTAL	Peak
3	4417.841	47.16	30.70	4.74	36.81	45.79	68.20	-22.41	HORIZONTAL	Peak
4	8613.468	45.13	37.24	6.88	37.56	51.69	68.20	-16.51	HORIZONTAL	Peak
5	10620.000	43.21	39.59	7.46	37.34	52.92	74.00	-21.08	HORIZONTAL	Peak
6	15930.000	39.18	38.37	9.85	35.40	52.00	74.00	-22.00	HORIZONTAL	Peak

Test Mode: 05; Polarity: Vertical; Modulation:802.11ac; Bandwidth:40MHz; Channel:High



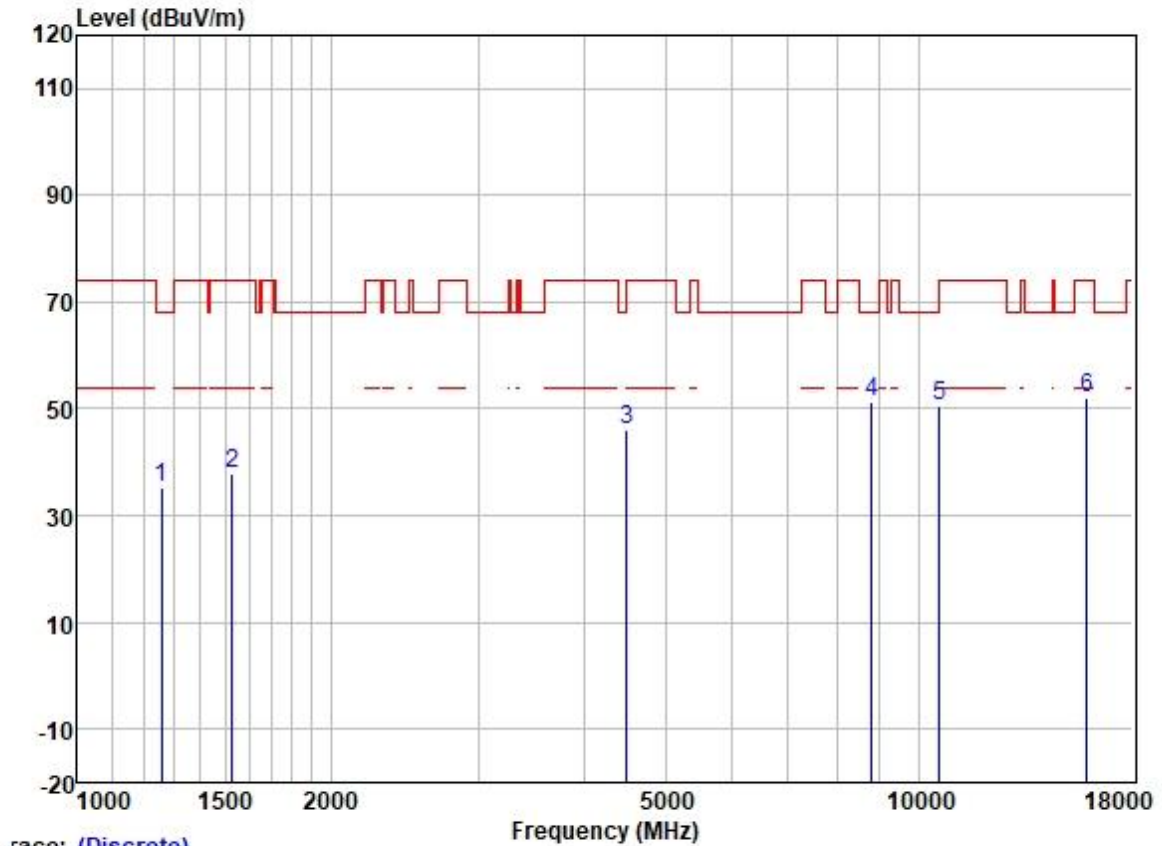
	Freq	ReadAntenna	Cable	Preamp		Limit	Over			
	MHz	Level	Factor	Loss	Factor	Level	Line	Limit	Pol/Phase	Remark
	MHz	dBuV	dB/m	dB	dB	dBuV/m	dBuV/m	dB		
1	1267.454	45.62	25.10	2.44	38.33	34.83	68.20	-33.37	VERTICAL	Peak
2	1648.778	47.50	25.63	2.80	37.93	38.00	68.20	-30.20	VERTICAL	Peak
3	4169.698	48.61	30.09	4.60	36.80	46.50	74.00	-27.50	VERTICAL	Peak
4	8764.146	44.61	37.32	7.19	37.54	51.58	68.20	-16.62	VERTICAL	Peak
5	10620.000	43.30	39.59	7.46	37.34	53.01	74.00	-20.99	VERTICAL	Peak
6	15930.000	38.05	38.37	9.85	35.40	50.87	74.00	-23.13	VERTICAL	Peak

Test Mode: 05; Polarity: Horizontal; Modulation:802.11ac; Bandwidth:80MHz; Channel:middle



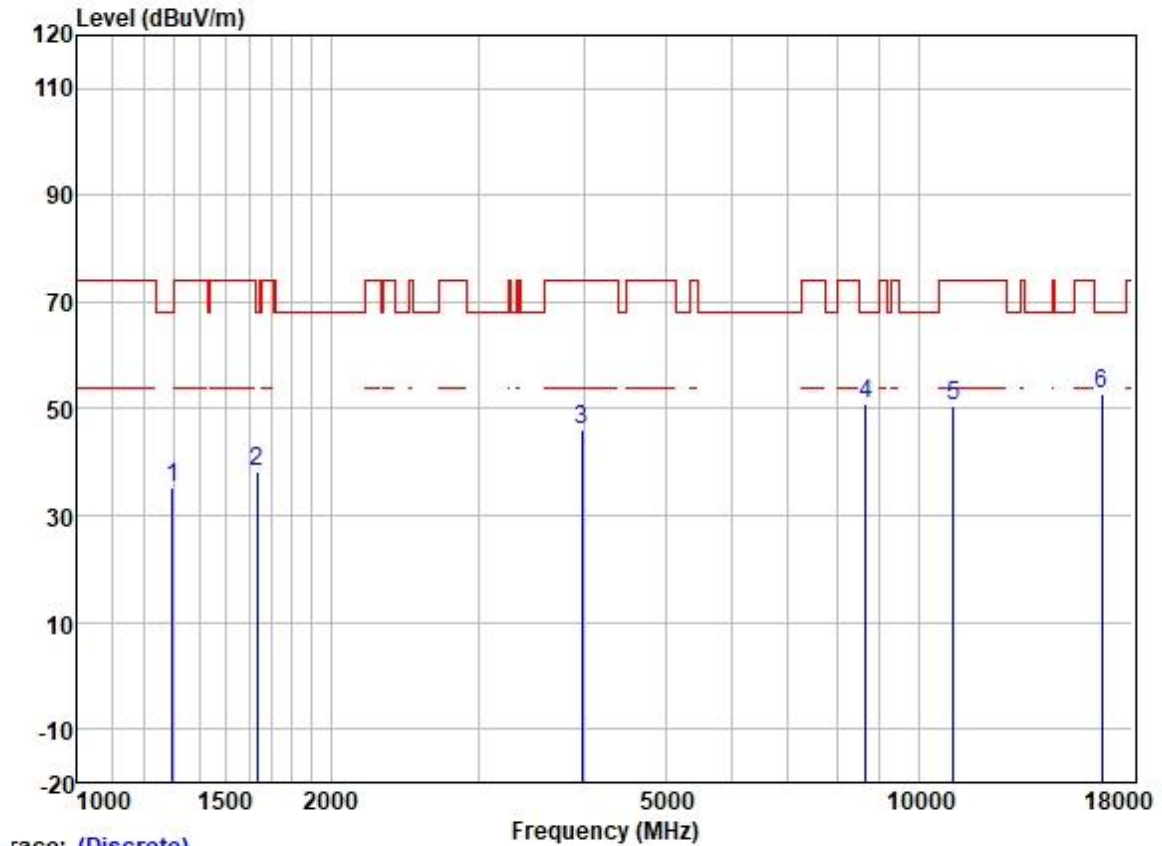
	Freq	Read	Antenna	Cable	Preamp	Limit	Over		
	MHz	Level	Factor	Loss	Factor	Line	Limit	Pol/Phase	Remark
	MHz	dBuV	dB/m	dB	dB	dBuV/m	dBuV/m	dB	
1	1297.103	45.60	25.19	2.58	38.31	35.06	68.20	-33.14	HORIZONTAL Peak
2	1682.477	47.91	25.68	2.80	37.91	38.48	74.00	-35.52	HORIZONTAL Peak
3	4367.058	46.95	30.62	4.68	36.81	45.44	74.00	-28.56	HORIZONTAL Peak
4	8943.274	43.87	37.38	7.49	37.51	51.23	68.20	-16.97	HORIZONTAL Peak
5	10580.000	42.30	39.56	7.45	37.34	51.97	68.20	-16.23	HORIZONTAL Peak
6	15870.000	38.78	38.52	9.86	35.40	51.76	74.00	-22.24	HORIZONTAL Peak

Test Mode: 05; Polarity: Vertical; Modulation:802.11ac; Bandwidth:80MHz; Channel:middle



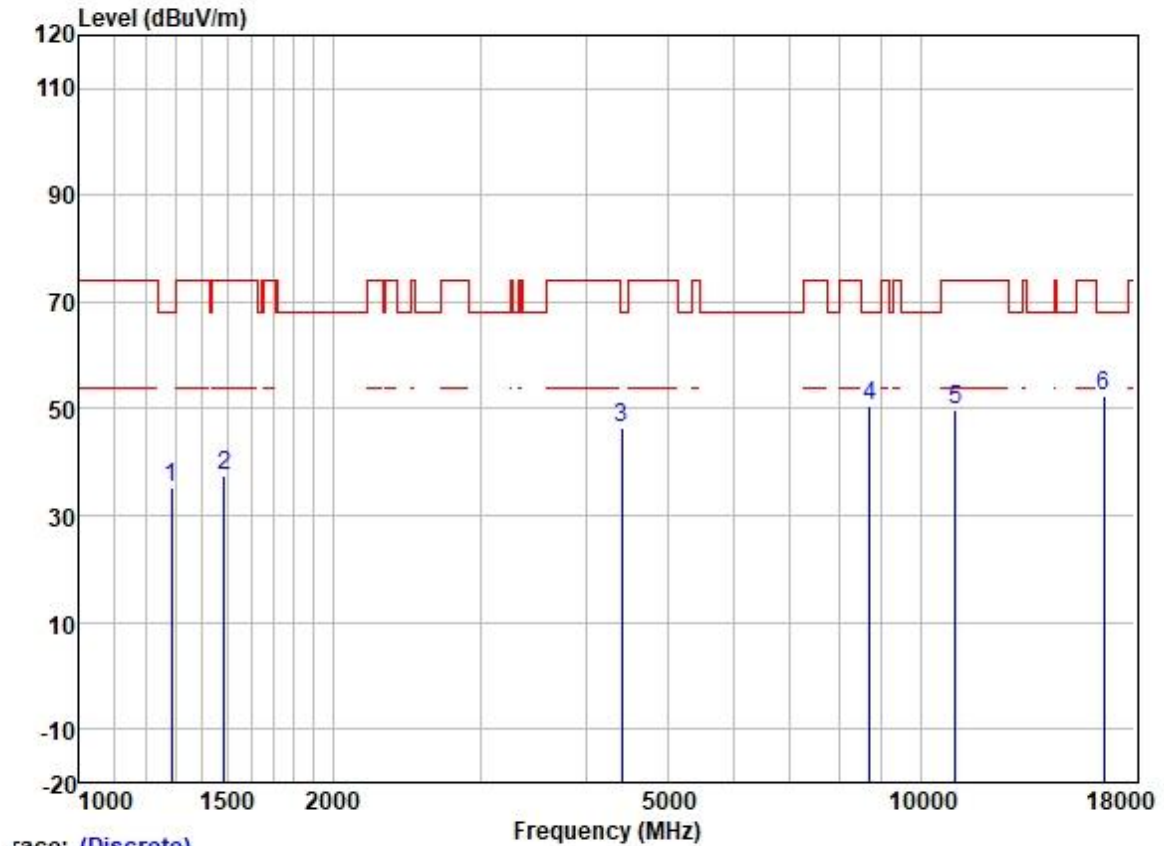
	Freq	Read	Antenna	Cable	Preamp	Limit	Over		
	MHz	Level	Factor	Loss	Factor	Line	Limit	Pol/Phase	Remark
	MHz	dBuV	dB/m	dB	dB	dBuV/m	dBuV/m	dB	
1	1260.149	46.24	25.07	2.40	38.35	35.36	68.20	-32.84	VERTICAL Peak
2	1529.414	47.74	25.52	2.80	38.07	37.99	74.00	-36.01	VERTICAL Peak
3	4495.125	46.96	30.80	5.05	36.82	45.99	68.20	-22.21	VERTICAL Peak
4	8789.516	44.16	37.33	7.24	37.54	51.19	68.20	-17.01	VERTICAL Peak
5	10580.000	41.00	39.56	7.45	37.34	50.67	68.20	-17.53	VERTICAL Peak
6	15870.000	39.16	38.52	9.86	35.40	52.14	74.00	-21.86	VERTICAL Peak

Test Mode: 06; Polarity: Horizontal; Modulation:802.11a; Bandwidth:20MHz; Channel:Low



	Freq	Read	Antenna	Cable	Preamp	Limit	Over		
	MHz	Level	Factor	Loss	Factor	Line	Limit	Pol/Phase	Remark
	MHz	dBuV	dB/m	dB	dB	dBuV/m	dBuV/m	dB	
1	1297.103	45.79	25.19	2.58	38.31	35.25	68.20	-32.95	HORIZONTAL Peak
2	1634.543	47.67	25.62	2.80	37.95	38.14	68.20	-30.06	HORIZONTAL Peak
3	3981.257	48.67	29.78	4.60	36.81	46.24	74.00	-27.76	HORIZONTAL Peak
4	8663.404	44.21	37.27	6.97	37.55	50.90	68.20	-17.30	HORIZONTAL Peak
5	11000.000	40.05	40.10	7.71	37.25	50.61	74.00	-23.39	HORIZONTAL Peak
6	16500.000	39.06	39.60	9.44	35.38	52.72	68.20	-15.48	HORIZONTAL Peak

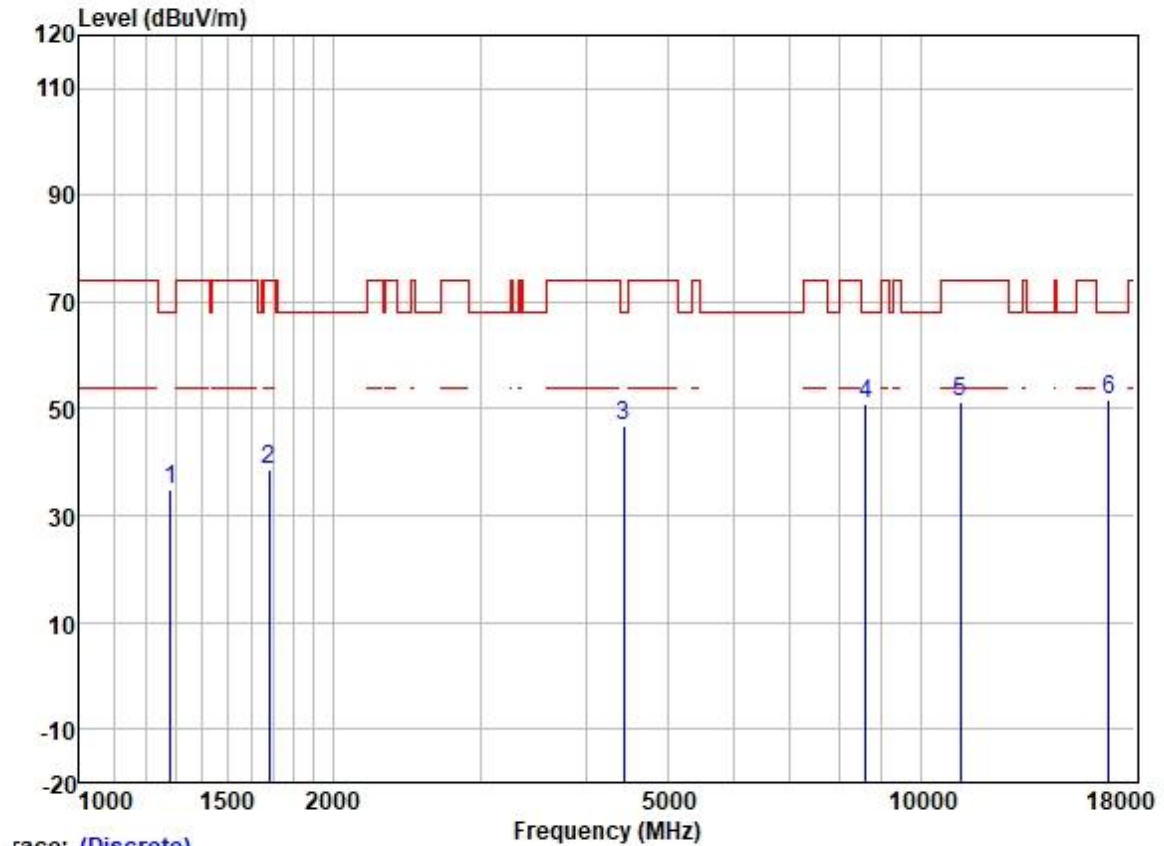
Test Mode: 06; Polarity: Vertical; Modulation:802.11a; Bandwidth:20MHz; Channel:Low



race: (Discrete)

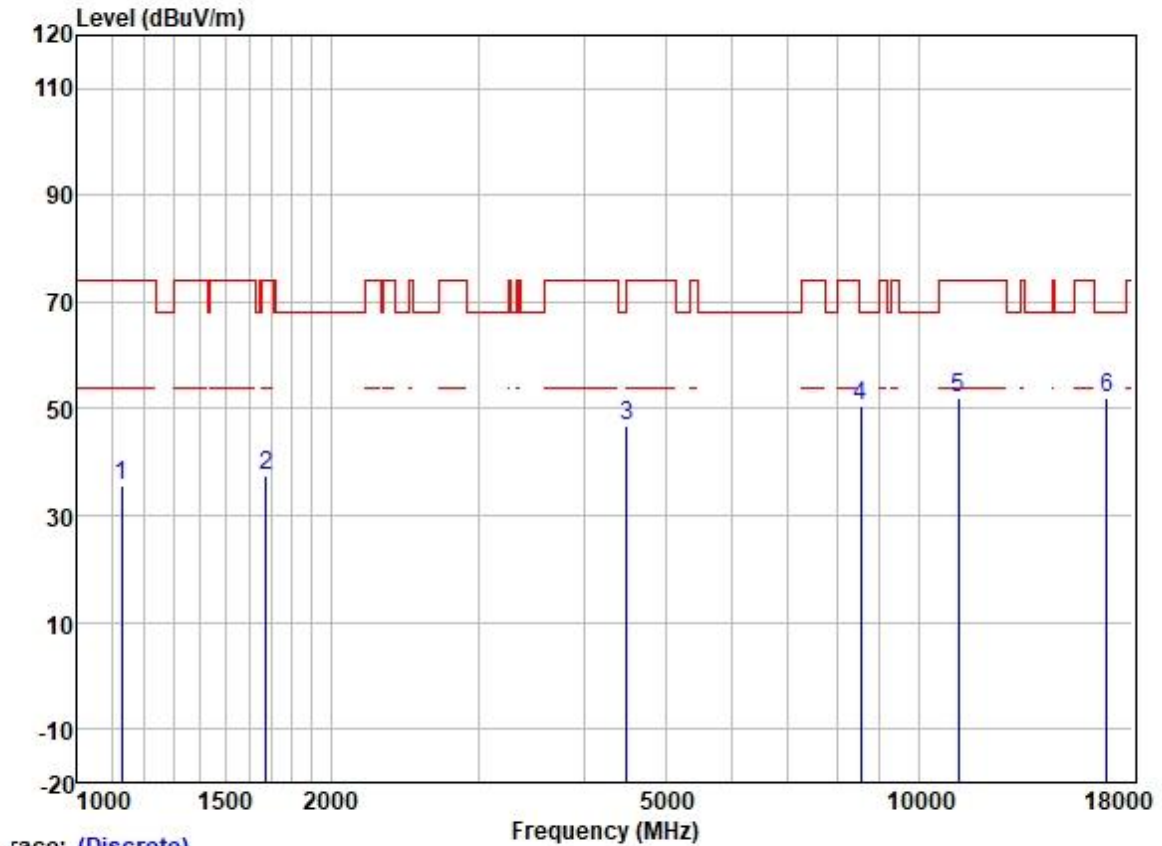
	Freq	Read	Antenna	Cable	Preamp	Limit	Over		
	MHz	Level	Factor	Loss	Factor	Line	Limit	Pol/Phase	Remark
	MHz	dBuV	dB/m	dB	dB	dBuV/m	dBuV/m	dB	
1	1285.904	45.84	25.16	2.53	38.33	35.20	68.20	-33.00	VERTICAL Peak
2	1485.841	47.45	25.49	2.78	38.13	37.59	74.00	-36.41	VERTICAL Peak
3	4417.841	47.65	30.70	4.74	36.81	46.28	68.20	-21.92	VERTICAL Peak
4	8713.630	43.83	37.30	7.07	37.55	50.65	68.20	-17.55	VERTICAL Peak
5	11000.000	39.07	40.10	7.71	37.25	49.63	74.00	-24.37	VERTICAL Peak
6	16500.000	38.73	39.60	9.44	35.38	52.39	68.20	-15.81	VERTICAL Peak

Test Mode: 06; Polarity: Horizontal; Modulation:802.11a; Bandwidth:20MHz; Channel:middle



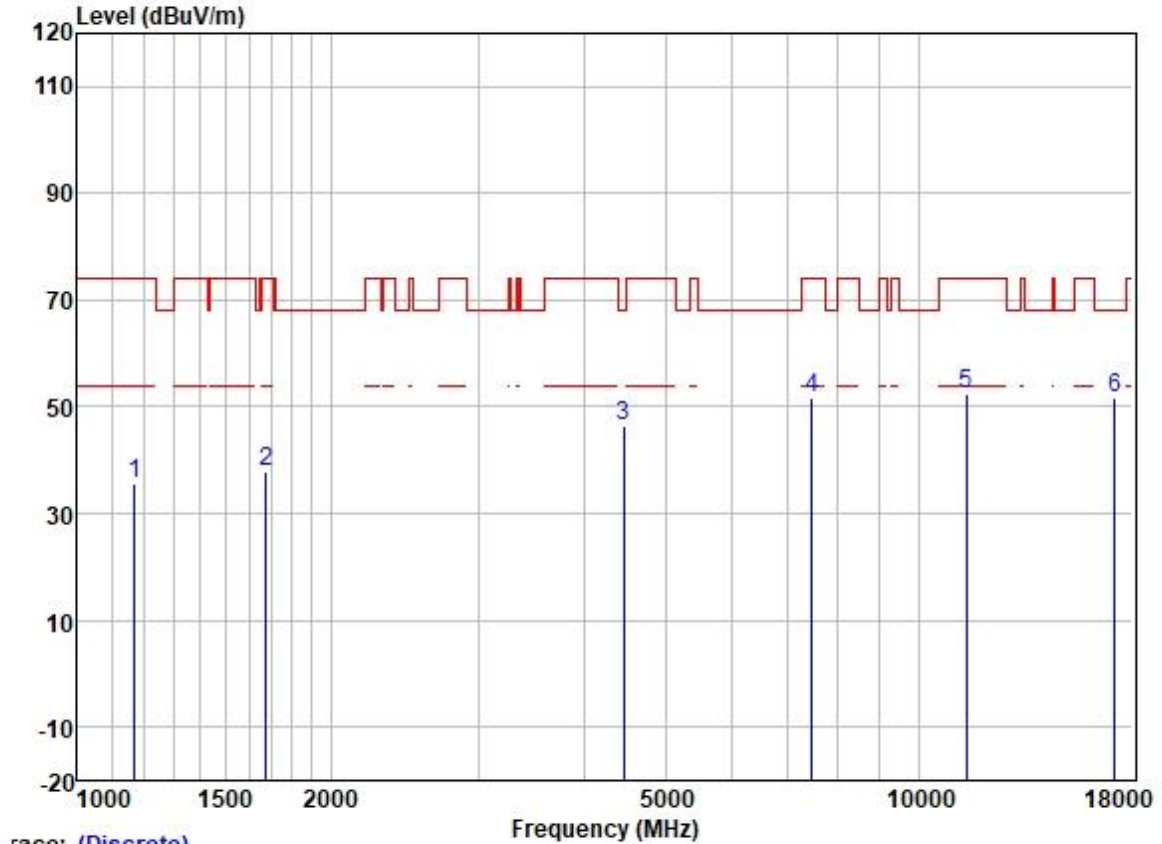
		ReadAntenna		Cable	Preamp		Limit	Over		
	Freq	Level	Factor	Loss	Factor	Level	Line	Limit	Pol/Phase	Remark
	MHz	dBuV	dB/m	dB	dB	dBuV/m	dBuV/m	dB		
1	1282.193	45.58	25.15	2.52	38.33	34.92	68.20	-33.28	HORIZONTAL	Peak
2	1682.477	48.12	25.68	2.80	37.91	38.69	74.00	-35.31	HORIZONTAL	Peak
3	4443.453	48.17	30.73	4.83	36.81	46.92	68.20	-21.28	HORIZONTAL	Peak
4	8613.468	44.53	37.24	6.88	37.56	51.09	68.20	-17.11	HORIZONTAL	Peak
5	11160.000	40.50	40.04	7.90	37.21	51.23	74.00	-22.77	HORIZONTAL	Peak
6	16740.000	37.22	40.49	9.41	35.37	51.75	68.20	-16.45	HORIZONTAL	Peak

Test Mode: 06; Polarity: Vertical; Modulation:802.11a; Bandwidth:20MHz; Channel:middle



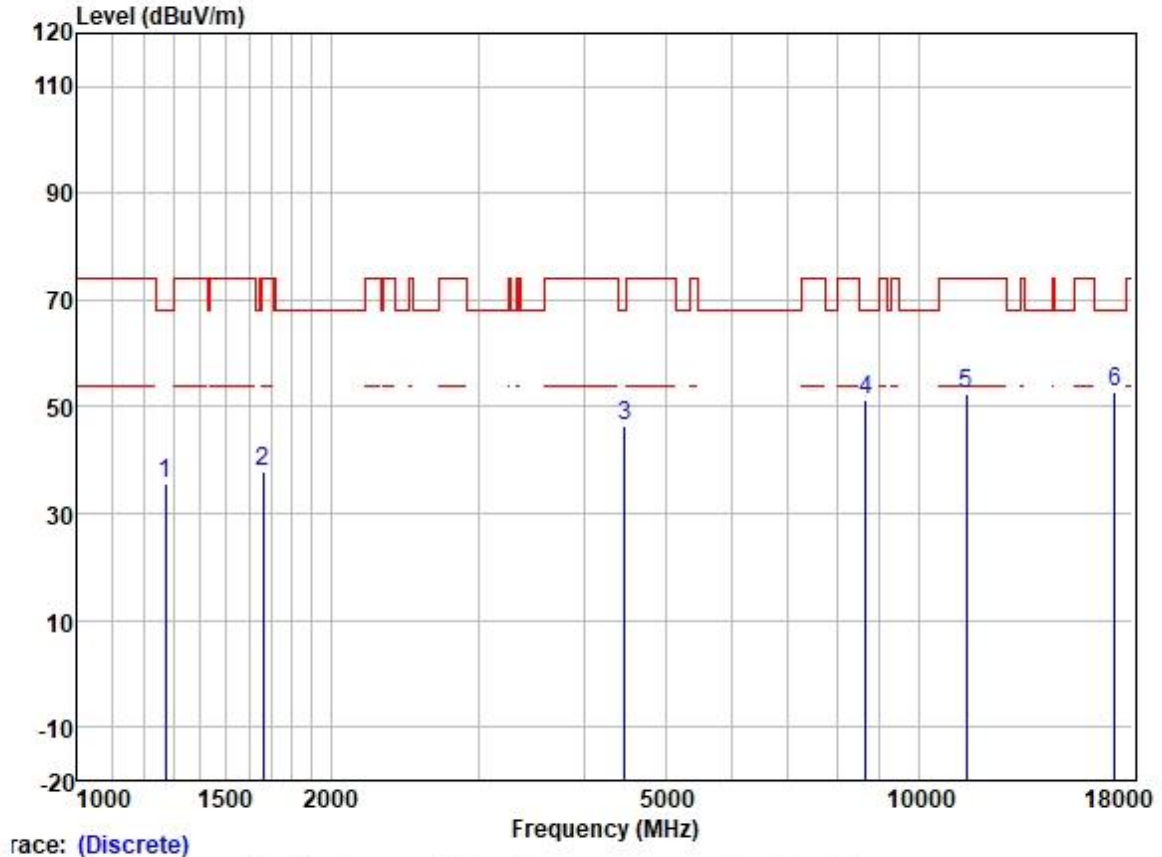
	Freq	Read	Antenna	Cable	Preamp		Limit	Over		
	MHz	Level	Factor	Loss	Factor	Level	Line	Limit	Pol/Phase	Remark
	MHz	dBuV	dB/m	dB	dB	dBuV/m	dBuV/m	dB		
1	1129.072	47.42	24.43	2.20	38.43	35.62	74.00	-38.38	VERTICAL	Peak
2	1677.621	47.09	25.68	2.80	37.91	37.66	74.00	-36.34	VERTICAL	Peak
3	4495.125	47.80	30.80	5.05	36.82	46.83	68.20	-21.37	VERTICAL	Peak
4	8539.102	44.34	37.19	6.77	37.56	50.74	68.20	-17.46	VERTICAL	Peak
5	11160.000	41.19	40.04	7.90	37.21	51.92	74.00	-22.08	VERTICAL	Peak
6	16740.000	37.53	40.49	9.41	35.37	52.06	68.20	-16.14	VERTICAL	Peak

Test Mode: 06; Polarity: Horizontal; Modulation: 802.11a; Bandwidth: 20MHz; Channel: High



	Freq	Read	Antenna	Cable	Preamp	Limit	Over		
	MHz	Level	Factor	Loss	Factor	Line	Limit	Pol/Phase	Remark
	MHz	dBuV	dB/m	dB	dB	dBuV/m	dBuV/m	dB	
1	1168.920	46.95	24.55	2.39	38.40	35.49	74.00	-38.51	HORIZONTAL Peak
2	1677.621	47.13	25.68	2.80	37.91	37.70	74.00	-36.30	HORIZONTAL Peak
3	4456.315	47.73	30.75	4.88	36.81	46.55	68.20	-21.65	HORIZONTAL Peak
4	7476.006	46.54	36.36	6.25	37.48	51.67	74.00	-22.33	HORIZONTAL Peak
5	11400.000	41.52	39.94	8.28	37.16	52.58	74.00	-21.42	HORIZONTAL Peak
6	17100.000	34.99	42.32	9.63	35.34	51.60	68.20	-16.60	HORIZONTAL Peak

Test Mode: 06; Polarity: Vertical; Modulation:802.11a; Bandwidth:20MHz; Channel:High



	Freq	Read	Antenna	Cable	Preamp	Limit	Over		
	MHz	Level	Factor	Loss	Factor	Line	Limit	Pol/Phase	Remark
	MHz	dBuV	dB/m	dB	dB	dBuV/m	dBuV/m	dB	
1	1271.123	46.51	25.11	2.46	38.33	35.75	68.20	-32.45	VERTICAL Peak
2	1663.137	47.28	25.65	2.80	37.91	37.82	74.00	-36.18	VERTICAL Peak
3	4469.214	47.59	30.77	4.93	36.81	46.48	68.20	-21.72	VERTICAL Peak
4	8663.404	44.63	37.27	6.97	37.55	51.32	68.20	-16.88	VERTICAL Peak
5	11400.000	41.26	39.94	8.28	37.16	52.32	74.00	-21.68	VERTICAL Peak
6	17100.000	36.22	42.32	9.63	35.34	52.83	68.20	-15.37	VERTICAL Peak