



TEST REPORT

Application No.: SHEM2012010786CR
FCC ID: 2AYKB-IRR301
IC: 27005-IRR301
Applicant: Amsino International, Inc.
Address of Applicant: 708 Corporate Center Drive Pomona CA 91768 USA
Manufacturer: Amsino Medical (Shanghai) Co., Ltd.
Address of Manufacturer: Building #1-3, 16, Lane 355 Huazhe Rd., Songjiang Export Processing Zone, Shanghai China 201613
Factory: Amsino Medical (Shanghai) Co., Ltd.
Address of Factory: Building #1-3, 16, Lane 355 Huazhe Rd., Songjiang Export Processing Zone, Shanghai China 201613
Equipment Under Test (EUT):
EUT Name: Digital Surgical Suction System-Rover
Trade Name: iReceptal
Model No.: iRR301
Standard(s): 47 CFR Part 15, Subpart C 15.225
RSS-210 Issue 10 December 2019
RSS-Gen Issue 5 Amendment 2 (February 2021)
Date of Receipt: 2020-12-28
Date of Test: 2021-07-29 to 2021-08-03
Date of Issue: 2021-08-06

Test Result:	Pass*
---------------------	--------------

* In the configuration tested, the EUT complied with the standards specified above.

Parlam Zhan

Parlam Zhan
Laboratory Manager

The manufacturer should ensure that all products in series production are in conformity with the product sample detailed in this report. If the product in this report is used in any configuration other than that detailed in the report, the manufacturer must ensure the new system complies with all relevant standards. Any mention of SGS International Electrical Approvals or testing done by SGS International Electrical Approvals in connection with, distribution or use of the product described in this report must be approved by SGS International Electrical Approvals in writing.



Unless otherwise agreed in writing, this document is issued by the Company subject to its General Conditions of Service printed overleaf, available on request or accessible at <http://www.sgs.com/en/Terms-and-Conditions.aspx> and, for electronic format documents, subject to Terms and Conditions for Electronic Documents at <http://www.sgs.com/en/Terms-and-Conditions/Terms-e-Documents.aspx>. Attention is drawn to the limitation of liability, indemnification and jurisdiction issues defined therein. Any holder of this document is advised that information contained hereon reflects the Company's findings at the time of its intervention only and within the limits of Client's instructions, if any. The Company's sole responsibility is to its Client and this document does not exonerate parties to a transaction from exercising all their rights and obligations under the transaction documents. This document cannot be reproduced except in full, without prior written approval of the Company. Any unauthorized alteration, forgery or falsification of the content or appearance of this document is unlawful and offenders may be prosecuted to the fullest extent of the law. Unless otherwise stated the results shown in this test report refer only to the sample(s) tested and such sample(s) are retained for 30 days only.
Attention: To check the authenticity of testing / inspection report & certificate, please contact us at telephone: (86-755) 8307 1443, or email: CN.Doccheck@sgs.com

SGS-CSTC Standards Technical Services (Shanghai) Co., Ltd.
Testing Center EMC Laboratory

NO. 588 West Jindu Road, Songjiang District, Shanghai, China 201612
中国·上海·松江区金都西路588号 邮编: 201612

t(86-21) 61915666 f(86-21) 61915678 www.sgsgroup.com.cn
t(86-21) 61915666 f(86-21) 61915678 e.sgs.china@sgs.com



Revision Record			
Version	Description	Date	Remark
00	Original	2021-08-06	/

Authorized for issue by:			
		Bill Wu	
		Bill Wu / Project Engineer	
		Parlam Zhan	
		Parlam Zhan / Reviewer	



2 Test Summary

Radio Spectrum Technical Requirement				
Item	FCC Requirement	IC Requirement	Method	Result
Antenna Requirement	47 CFR Part 15, Subpart C 15.225	N/A	RSS-210 Issue 10 December 2019	Customer Declaration

Radio Spectrum Matter Part				
Item	FCC Requirement	IC Requirement	Method	Result
Conducted Emissions at AC Power Line (150kHz-30MHz)	47 CFR Part 15, Subpart C 15.225	RSS-210 Issue 10 December 2019	ANSI C63.10 (2013) Section 6.2	Pass
20dB Bandwidth	47 CFR Part 15, Subpart C 15.225	RSS-210 Issue 10 December 2019	ANSI C63.10 (2013) Section 6.9	Pass
Emission Mask	47 CFR Part 15, Subpart C 15.225	RSS-210 Issue 10 December 2019	ANSI C63.10 (2013) Section 6.4	*Pass
Frequency tolerance	47 CFR Part 15, Subpart C 15.225	RSS-210 Issue 10 December 2019	ANSI C63.10 (2013) Section 6.8	Pass
Radiated Emissions(9kHz-30MHz)	47 CFR Part 15, Subpart C 15.225	RSS-210 Issue 10 December 2019	ANSI C63.10 (2013) Section 6.4&6.5	Pass
Radiated Emissions(30MHz-1GHz)	47 CFR Part 15, Subpart C 15.225	RSS-210 Issue 10 December 2019	ANSI C63.10 (2013) Section 6.4&6.5	Pass
99% Bandwidth	-	RSS-210 Issue 10 December 2019	RSS-Gen Section 6.7	Pass

Remark*: The test level of the fundamental signal is below the limit of general spurious emission, so the test item doesn't be performed.



Unless otherwise agreed in writing, this document is issued by the Company subject to its General Conditions of Service printed overleaf, available on request or accessible at <http://www.sgs.com/en/Terms-and-Conditions.aspx> and, for electronic format documents, subject to Terms and Conditions for Electronic Documents at <http://www.sgs.com/en/Terms-and-Conditions/Terms-e-Documents.aspx>. Attention is drawn to the limitation of liability, indemnification and jurisdiction issues defined therein. Any holder of this document is advised that information contained hereon reflects the Company's findings at the time of its intervention only and within the limits of Client's instructions, if any. The Company's sole responsibility is to its Client and this document does not exonerate parties to a transaction from exercising all their rights and obligations under the transaction documents. This document cannot be reproduced except in full, without prior written approval of the Company. Any unauthorized alteration, forgery or falsification of the content or appearance of this document is unlawful and offenders may be prosecuted to the fullest extent of the law. Unless otherwise stated the results shown in this test report refer only to the sample(s) tested and such sample(s) are retained for 30 days only.

Attention: To check the authenticity of testing / inspection report & certificate, please contact us at telephone: (86-755) 8307 1443, or email: CN.Doccheck@sgs.com

SGS-CSTC Standards Technical Services (Shanghai) Co., Ltd. | NO. 588 West Jindu Road, Songjiang District, Shanghai, China 201612
中国·上海·松江区金都西路588号 邮编: 201612

t(86-21) 61915666 f(86-21) 61915678 www.sgsgroup.com.cn
t(86-21) 61915666 f(86-21) 61915678 e sgs.china@sgs.com



3 Contents

	Page
1 COVER PAGE.....	1
2 TEST SUMMARY.....	3
3 CONTENTS.....	4
4 GENERAL INFORMATION	5
4.1 DETAILS OF E.U.T.....	5
4.2 DESCRIPTION OF SUPPORT UNITS.....	5
4.3 MEASUREMENT UNCERTAINTY	5
4.4 TEST LOCATION	6
4.5 TEST FACILITY	6
4.6 DEVIATION FROM STANDARDS	6
4.7 ABNORMALITIES FROM STANDARD CONDITIONS	6
5 EQUIPMENT LIST	7
6 RADIO SPECTRUM TECHNICAL REQUIREMENT	8
6.1 ANTENNA REQUIREMENT	8
7 RADIO SPECTRUM MATTER TEST RESULTS	9
7.1 CONDUCTED EMISSIONS AT AC POWER LINE (150kHz-30MHz)	9
7.2 20DB BANDWIDTH.....	15
7.3 EMISSION MASK.....	18
7.4 FREQUENCY TOLERANCE	19
7.5 RADIATED EMISSIONS(9kHz-30MHz)	22
7.6 RADIATED EMISSIONS(30MHz-1GHz)	28
7.7 99% BANDWIDTH	34
8 TEST SETUP PHOTOGRAPHS	37
9 EUT CONSTRUCTIONAL DETAILS	37



Unless otherwise agreed in writing, this document is issued by the Company subject to its General Conditions of Service printed overleaf, available on request or accessible at <http://www.sgs.com/en/Terms-and-Conditions.aspx> and, for electronic format documents, subject to Terms and Conditions for Electronic Documents at <http://www.sgs.com/en/Terms-and-Conditions/Terms-e-Documents.aspx>. Attention is drawn to the limitation of liability, indemnification and jurisdiction issues defined therein. Any holder of this document is advised that information contained hereon reflects the Company's findings at the time of its intervention only and within the limits of Client's instructions, if any. The Company's sole responsibility is to its Client and this document does not exonerate parties to a transaction from exercising all their rights and obligations under the transaction documents. This document cannot be reproduced except in full, without prior written approval of the Company. Any unauthorized alteration, forgery or falsification of the content or appearance of this document is unlawful and offenders may be prosecuted to the fullest extent of the law. Unless otherwise stated the results shown in this test report refer only to the sample(s) tested and such sample(s) are retained for 30 days only.

Attention: To check the authenticity of testing / inspection report & certificate, please contact us at telephone: (86-755) 8307 1443, or email: CN.Doccheck@sgs.com

4 General Information

4.1 Details of E.U.T.

Power supply: AC 100-120V,50/60Hz
Test voltage: AC 120V/60Hz
Operation Frequency 13.56MHz
Modulation Technique: ASK
Antenna Type: Loop antenna
Number of Channel: 1
S/N: 145818SJ001
Firmware Version: V2.0

4.2 Description of Support Units

Description	Manufacturer	Model No.	Serial No.
Docking Station	Amsino	iRD301	/

4.3 Measurement Uncertainty

No.	Item	Measurement Uncertainty
1	Radio Frequency	8.4 x 10-8
2	Occupied Bandwidth	3%
3	RF Radiated power	5.1dB (Below 1GHz) 5.9dB (Above 1GHz)
4	Radiated Spurious emission test	4.2dB (Below 30MHz) 4.5dB (30MHz-1GHz) 5.1dB (1GHz-6GHz) 5.4dB (6GHz-18GHz)
5	Temperature test	1°C
6	Humidity test	3%
7	Supply voltages	1.5%
8	Time	3%

Note: The measurement uncertainty represents an expanded uncertainty expressed at approximately the 95% confidence level using a coverage factor of k=2.



Unless otherwise agreed in writing, this document is issued by the Company subject to its General Conditions of Service printed overleaf, available on request or accessible at <http://www.sgs.com/en/Terms-and-Conditions.aspx> and, for electronic format documents, subject to Terms and Conditions for Electronic Documents at <http://www.sgs.com/en/Terms-and-Conditions/Terms-e-Documents.aspx>. Attention is drawn to the limitation of liability, indemnification and jurisdiction issues defined therein. Any holder of this document is advised that information contained hereon reflects the Company's findings at the time of its intervention only and within the limits of Client's instructions, if any. The Company's sole responsibility is to its Client and this document does not exonerate parties to a transaction from exercising all their rights and obligations under the transaction documents. This document cannot be reproduced except in full, without prior written approval of the Company. Any unauthorized alteration, forgery or falsification of the content or appearance of this document is unlawful and offenders may be prosecuted to the fullest extent of the law. Unless otherwise stated the results shown in this test report refer only to the sample(s) tested and such sample(s) are retained for 30 days only.
Attention: To check the authenticity of testing / inspection report & certificate, please contact us at telephone: (86-755) 8307 1443, or email: CN.Doccheck@sgs.com

SGS-CSTC Standards Technical Services (Shanghai) Co., Ltd. | NO.588 West Jindu Road, Songjiang District, Shanghai, China 201612
Testing Center EMC Laboratory | 中国·上海·松江区金都西路588号 邮编: 201612

t(86-21)61915666 f(86-21)61915678 www.sgsgroup.com.cn
t(86-21)61915666 f(86-21)61915678 e.sgs.china@sgs.com

4.4 Test Location

All tests were performed at:

SGS-CSTC Standards Technical Services (Shanghai) Co., Ltd.

588 West Jindu Road, Xinqiao, Songjiang, 201612 Shanghai, China

Tel: +86 21 6191 5666

Fax: +86 21 6191 5678

No tests were sub-contracted.

4.5 Test Facility

The test facility is recognized, certified, or accredited by the following organizations:

- **CNAS (No. CNAS L0599)**

CNAS has accredited SGS-CSTC Standards Technical Services (Shanghai) Co., Ltd. to ISO/IEC 17025:2017 General Requirements for the Competence of Testing and Calibration Laboratories (CNAS-CL01 Accreditation Criteria for the Competence of Testing and Calibration Laboratories) for the competence in the field of testing.

- **A2LA (Certificate No. 6332.01)**

SGS-CSTC Standards Technical Services (Shanghai) Co., Ltd. is accredited by the American Association for Laboratory Accreditation (A2LA).

- **FCC (Designation Number: CN1301)**

SGS-CSTC Standards Technical Services (Shanghai) Co., Ltd. has been recognized by Federal Communications Commission (FCC) as an accredited testing laboratory.

- **ISED (CAB Identifier: CN0020)**

SGS-CSTC Standards Technical Services (Shanghai) Co., Ltd. has been recognized by Innovation, Science and Economic Development Canada (ISED) as an accredited testing laboratory.

ISED#: 8617A.

- **VCCI (Member No.: 3061)**

The 3m Semi-anechoic chamber and Shielded Room of SGS-CSTC Standards Technical Services (Shanghai) Co., Ltd. has been registered in accordance with the Regulations for Voluntary Control Measures with Registration No.: R-13868, C-14336, T-12221, G-10830 respectively.

- **GAC (No. ATL 0031)**

SGS-CSTC Standards Technical Services (Shanghai) Co., Ltd. is accredited by the GCC Accreditation Center (GAC) in accordance with the recognised International standard ISO/IEC 17025: 2017.

4.6 Deviation from Standards

None

4.7 Abnormalities from Standard Conditions

None



Unless otherwise agreed in writing, this document is issued by the Company subject to its General Conditions of Service printed overleaf, available on request or accessible at <http://www.sgs.com/en/Terms-and-Conditions.aspx> and, for electronic format documents, subject to Terms and Conditions for Electronic Documents at <http://www.sgs.com/en/Terms-and-Conditions/Terms-e-Documents.aspx>. Attention is drawn to the limitation of liability, indemnification and jurisdiction issues defined therein. Any holder of this document is advised that information contained hereon reflects the Company's findings at the time of its intervention only and within the limits of Client's instructions, if any. The Company's sole responsibility is to its Client and this document does not exonerate parties to a transaction from exercising all their rights and obligations under the transaction documents. This document cannot be reproduced except in full, without prior written approval of the Company. Any unauthorized alteration, forgery or falsification of the content or appearance of this document is unlawful and offenders may be prosecuted to the fullest extent of the law. Unless otherwise stated the results shown in this test report refer only to the sample(s) tested and such sample(s) are retained for 30 days only.

Attention: To check the authenticity of testing / inspection report & certificate, please contact us at telephone: (86-755) 8307 1443, or email: CN.Doccheck@sgs.com

SGS-CSTC Standards Technical Services (Shanghai) Co., Ltd.
Testing Center Electronic Services (Shanghai) Co., Ltd.
NO. 588 West Jindu Road, Songjiang District, Shanghai, China 201612
中国·上海·松江区金都西路588号 邮编: 201612

t(86-21) 61915666 f(86-21) 61915678 www.sgsgroup.com.cn
t(86-21) 61915666 f(86-21) 61915678 e.sgs.china@sgs.com

5 Equipment List

Equipment	Manufacturer	Model No	Inventory No	Cal Date	Cal Due Date
Conducted Emission at Mains Terminals (150kHz-30MHz)					
EMI test receiver	R&S	ESR7	SHEM162-1	2020-12-20	2021-12-19
LISN	Schwarzbeck	NSLK8127	SHEM061-1	2020-12-20	2021-12-19
LISN	EMCO	3816/2	SHEM019-1	2020-12-20	2021-12-19
Pulse limiter	R&S	ESH3-Z2	SHEM029-1	2020-12-20	2021-12-19
Shielding Room	ZHONGYU	8*4*3M	SHEM079-2	2020-12-20	2021-12-19
CE test Cable	/	CE01	/	2020-12-20	2021-12-19
Test software	ESE	E3	Version: 6.111221a	/	/
RF Radiated Test					
EMI test Receiver	R&S	ESU40	SHEM051-1	2020-12-20	2021-12-19
Spectrum Analyzer	R&S	FSP-30	SHEM002-1	2020-12-20	2021-12-19
Loop Antenna (9kHz-30MHz)	Schwarzbeck	FMZB1519	SHEM135-1	2020-12-20	2021-12-19
Antenna (25MHz-2GHz)	Schwarzbeck	VULB9168	SHEM048-1	2019-10-14	2021-10-13
Antenna (25MHz-2GHz)	Schwarzbeck	VULB9168	SHEM202-1	2020-04-30	2022-04-29
Horn Antenna (1-18GHz)	Schwarzbeck	HF906	SHEM009-1	2018-10-24	2021-10-23
Horn Antenna (1-18GHz)	Schwarzbeck	BBHA9120D	SHEM050-1	2019-10-14	2021-10-13
Horn Antenna (14-40GHz)	Schwarzbeck	BBHA 9170	SHEM049-1	2018-10-31	2021-10-30
Pre-amplifier (9kHz-2GHz)	CLAVIO	BDLNA-0001	SHEM164-1	2020-08-13	2021-08-12
Pre-amplifier (1-18GHz)	CLAVIO	BDLNA-0118	SHEM050-2	2020-08-13	2021-08-12
High-amplifier (14-40GHz)	Schwarzbeck	10001	SHEM049-2	2020-12-20	2021-12-19
Signal Generator	R&S	SMR40	SHEM058-1	2020-08-13	2021-08-12
Band Filter	LORCH	9BRX-875/X150	SHEM156-1	/	/
Band Filter	LORCH	13BRX-1950/X500	SHEM083-2	/	/
Band Filter	LORCH	5BRX-2400/X200	SHEM155-1	/	/
Band Filter	LORCH	5BRX-5500/X1000	SHEM157-2	/	/
High pass Filter	Wainwright	WHK3.0/18G	SHEM157-1	/	/
High pass Filter	Wainwright	WHKS1700	SHEM157-3	/	/
Semi/Fully Anechoic	ST	11*6*6M	SHEM078-2	2020-05-25	2023-05-24
RE test Cable	/	RE01, RE02, RE06	/	2020-12-20	2021-12-19
Test software	ESE	E3	Version: 6.111221a	/	/



Unless otherwise agreed in writing, this document is issued by the Company subject to its General Conditions of Service printed overleaf, available on request or accessible at <http://www.sgs.com/en/Terms-and-Conditions.aspx> and, for electronic format documents, subject to Terms and Conditions for Electronic Documents at <http://www.sgs.com/en/Terms-and-Conditions/Terms-e-Documents.aspx>. Attention is drawn to the limitation of liability, indemnification and jurisdiction issues defined therein. Any holder of this document is advised that information contained hereon reflects the Company's findings at the time of its intervention only and within the limits of Client's instructions, if any. The Company's sole responsibility is to its Client and this document does not exonerate parties to a transaction from exercising all their rights and obligations under the transaction documents. This document cannot be reproduced except in full, without prior written approval of the Company. Any unauthorized alteration, forgery or falsification of the content or appearance of this document is unlawful and offenders may be prosecuted to the fullest extent of the law. Unless otherwise stated the results shown in this test report refer only to the sample(s) tested and such sample(s) are retained for 30 days only.

Attention: To check the authenticity of testing / inspection report & certificate, please contact us at telephone: (86-755) 8307 1443, or email: CN.Doccheck@sgs.com

6 Radio Spectrum Technical Requirement

6.1 Antenna Requirement

6.1.1 Test Requirement:

47 CFR Part 15, Subpart C 15.203

6.1.2 Conclusion

Standard Requirement:

An intentional radiator shall be designed to ensure that no antenna other than that furnished by the responsible party shall be used with the device. The use of a antenna that uses a unique coupling to the intentional radiator, the manufacturer may design the unit permanently attached antenna or of an so that a broken antenna can be replaced by the user, but the use of a standard antenna jack or electrical connector is prohibited.

EUT Antenna:

The antenna is loop antenna integrated on the main PCB and no consideration of replacement.

Antenna location: Refer to Appendix (Internal Photos)



Unless otherwise agreed in writing, this document is issued by the Company subject to its General Conditions of Service printed overleaf, available on request or accessible at <http://www.sgs.com/en/Terms-and-Conditions.aspx> and, for electronic format documents, subject to Terms and Conditions for Electronic Documents at <http://www.sgs.com/en/Terms-and-Conditions/Terms-e-Documents.aspx>. Attention is drawn to the limitation of liability, indemnification and jurisdiction issues defined therein. Any holder of this document is advised that information contained hereon reflects the Company's findings at the time of its intervention only and within the limits of Client's instructions, if any. The Company's sole responsibility is to its Client and this document does not exonerate parties to a transaction from exercising all their rights and obligations under the transaction documents. This document cannot be reproduced except in full, without prior written approval of the Company. Any unauthorized alteration, forgery or falsification of the content or appearance of this document is unlawful and offenders may be prosecuted to the fullest extent of the law. Unless otherwise stated the results shown in this test report refer only to the sample(s) tested and such sample(s) are retained for 30 days only.
Attention: To check the authenticity of testing / inspection report & certificate, please contact us at telephone: (86-755) 8307 1443, or email: CN.Doccheck@sgs.com

SGS-CSTC Standards Technical Services (Shanghai) Co., Ltd.
Testing Center EMC Laboratory

NO. 588 West Jindu Road, Songjiang District, Shanghai, China 201612
中国·上海·松江区金都西路588号 邮编: 201612

t(86-21) 61915666 f(86-21) 61915678 www.sgsgroup.com.cn
t(86-21) 61915666 f(86-21) 61915678 e sgs.china@sgs.com

7 Radio Spectrum Matter Test Results

7.1 Conducted Emissions at AC Power Line (150kHz-30MHz)

Test Requirement 47 CFR Part 15, Subpart C 15.207

Test Method: ANSI C63.10 (2013) Section 6.2

Limit:

Frequency range (MHz)	Limit (dBuV)	
	Quasi-peak	Average
0.15-0.5	66 to 56*	56 to 46*
0.5-5	56	46
5-30	60	50

* Decreases with the logarithm of the frequency.

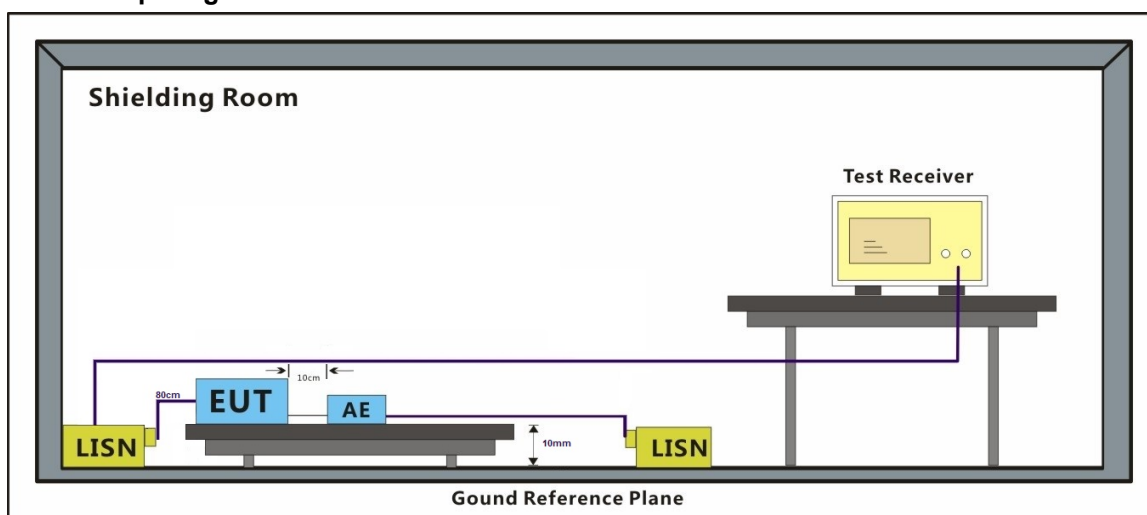
7.1.1 E.U.T. Operation

Operating Environment:

Temperature: 22 °C Humidity: 50 % RH Atmospheric Pressure: 1020 mbar

Test mode a:TX mode_Keep the EUT in transmitting with modulation mode.

7.1.2 Test Setup Diagram



7.1.3 Measurement Procedure and Data

- 1) The mains terminal disturbance voltage test was conducted in a shielded room.
 - 2) The EUT was connected to AC power source through a LISN 1 (Line Impedance Stabilization Network) which provides a 50ohm/50μH + 5ohm linear impedance. The power cables of all other units of the EUT were connected to a second LISN 2, which was bonded to the ground reference plane in the same way as the LISN 1 for the unit being measured. A multiple socket outlet strip was used to connect multiple power cables to a single LISN provided the rating of the LISN was not exceeded.
 - 3) The tabletop EUT was placed upon a non-metallic table 0.8m above the ground reference plane. And for floor-standing arrangement, the EUT was placed directly on the horizontal ground reference plane or 10mm above the horizontal ground reference plane with insulating material.
 - 4) The test was performed with a vertical ground reference plane. The rear of the EUT shall be 0.4 m from the vertical ground reference plane. The vertical ground reference plane was bonded to the horizontal ground reference plane. The LISN 1 was placed 0.8 m from the boundary of the unit under test and bonded to a ground reference plane for LISNs mounted on top of the ground reference plane. This distance was between the closest points of the LISN 1 and the EUT. All other units of the EUT and associated equipment was at least 0.8 m from the LISN 2.
 - 5) In order to find the maximum emission, the relative positions of equipment and all of the interface cables must be changed according to ANSI C63.10 on conducted measurement.
1. LISN=Read Level+ Cable Loss+ LISN Factor



Unless otherwise agreed in writing, this document is issued by the Company subject to its General Conditions of Service printed overleaf, available on request or accessible at <http://www.sgs.com/en/Terms-and-Conditions.aspx> and, for electronic format documents, subject to Terms and Conditions for Electronic Documents at <http://www.sgs.com/en/Terms-and-Conditions/Terms-e-Documents.aspx>. Attention is drawn to the limitation of liability, indemnification and jurisdiction issues defined therein. Any holder of this document is advised that information contained hereon reflects the Company's findings at the time of its intervention only and within the limits of Client's instructions, if any. The Company's sole responsibility is to its Client and this document does not exonerate parties to a transaction from exercising all their rights and obligations under the transaction documents. This document cannot be reproduced except in full, without prior written approval of the Company. Any unauthorized alteration, forgery or falsification of the content or appearance of this document is unlawful and offenders may be prosecuted to the fullest extent of the law. Unless otherwise stated the results shown in this test report refer only to the sample(s) tested and such sample(s) are retained for 30 days only.

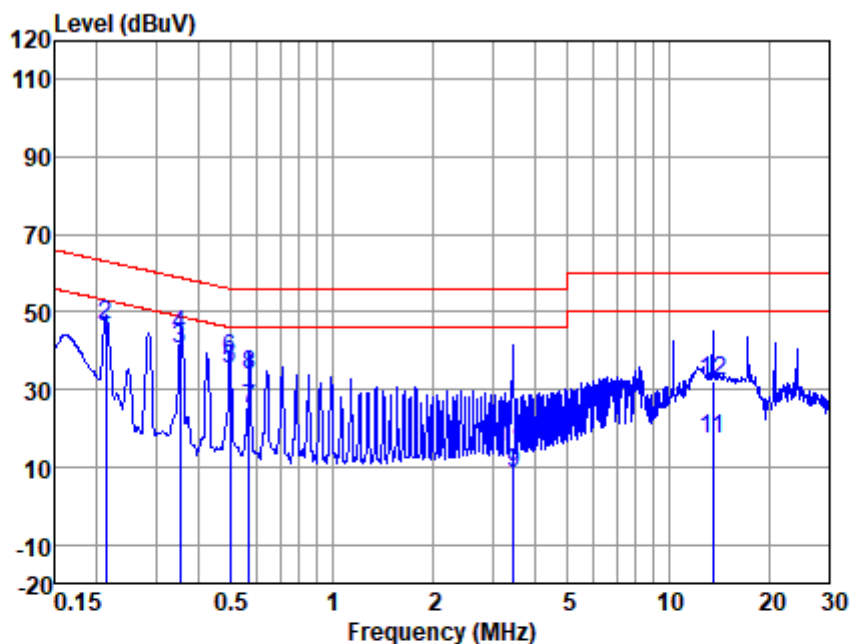
Attention: To check the authenticity of testing / inspection report & certificate, please contact us at telephone: (86-755) 8307 1443, or email: CN.Doccheck@sgs.com

SGS-CSTC Standards Technical Services (Shanghai) Co., Ltd.
Testing Center EMC Laboratory
NO. 588 West Jindu Road, Songjiang District, Shanghai, China 201612
中国·上海·松江区金都西路588号 邮编: 201612

t(86-21) 61915666 f(86-21) 61915678 www.sgsgroup.com.cn
t(86-21) 61915666 f(86-21) 61915678 e sgs.china@sgs.com

RFID 1

Mode:a; Line:Live Line



LISN : LINE
EUT/Project No : 0786CR
Test Mode :

	Freq (MHz)	Read level (dBuV)	LISN Factor (dB)	Cable Loss (dB)	Emission Level (dBuV)	Limit (dBuV)	Over Limit (dB)	Remark
1	0.21	32.77	0.20	9.93	42.90	53.10	-10.20	Average
2	0.21	36.51	0.20	9.93	46.64	63.10	-16.46	QP
3	0.35	30.53	0.20	9.93	40.66	48.87	-8.21	Average
4	0.35	33.82	0.20	9.93	43.95	58.87	-14.92	QP
5	0.50	24.97	0.20	9.93	35.10	46.05	-10.95	Average
6	0.50	27.92	0.20	9.93	38.05	56.05	-18.00	QP
7	0.57	14.98	0.20	9.92	25.10	46.00	-20.90	Average
8	0.57	23.82	0.20	9.92	33.94	56.00	-22.06	QP
9	3.45	-1.95	0.20	9.99	8.24	46.00	-37.76	Average
10	3.45	4.82	0.20	9.99	15.01	56.00	-40.99	QP
11	13.55	6.68	0.45	10.12	17.25	50.00	-32.75	Average
12	13.55	21.56	0.45	10.12	32.13	60.00	-27.87	QP

Notes: Emission Level = Read Level + LISN Factor + Cable loss



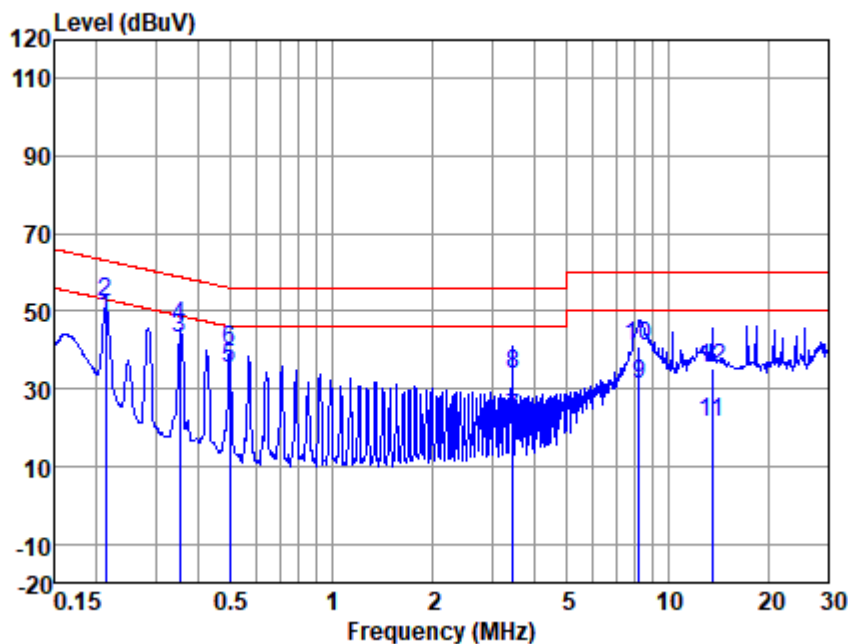
Unless otherwise agreed in writing, this document is issued by the Company subject to its General Conditions of Service printed overleaf, available on request or accessible at <http://www.sgs.com/en/Terms-and-Conditions.aspx> and, for electronic format documents, subject to Terms and Conditions for Electronic Documents at <http://www.sgs.com/en/Terms-and-Conditions/Terms-e-Documents.aspx>. Attention is drawn to the limitation of liability, indemnification and jurisdiction issues defined therein. Any holder of this document is advised that information contained hereon reflects the Company's findings at the time of its intervention only and within the limits of Client's instructions, if any. The Company's sole responsibility is to its Client and this document does not exonerate parties to a transaction from exercising all their rights and obligations under the transaction documents. This document cannot be reproduced except in full, without prior written approval of the Company. Any unauthorized alteration, forgery or falsification of the content or appearance of this document is unlawful and offenders may be prosecuted to the fullest extent of the law. Unless otherwise stated the results shown in this test report refer only to the sample(s) tested and such sample(s) are retained for 30 days only.

Attention: To check the authenticity of testing / inspection report & certificate, please contact us at telephone: (86-755) 8307 1443, or email: CN.Doccheck@sgs.com

SGS-CSTC Standards Technical Services (Shanghai) Co., Ltd.
Testing Center EMC Laboratory
NO. 588 West Jindu Road, Songjiang District, Shanghai, China 201612
中国·上海·松江区金都西路588号 邮编: 201612

t(86-21) 61915666 f(86-21) 61915678 www.sgsgroup.com.cn
t(86-21) 61915666 f(86-21) 61915678 e.sgs.china@sgs.com

Mode:a; Line:Neutral Line



LISN : NEUTRAL
EUT/Project No : 0786CR
Test Mode :

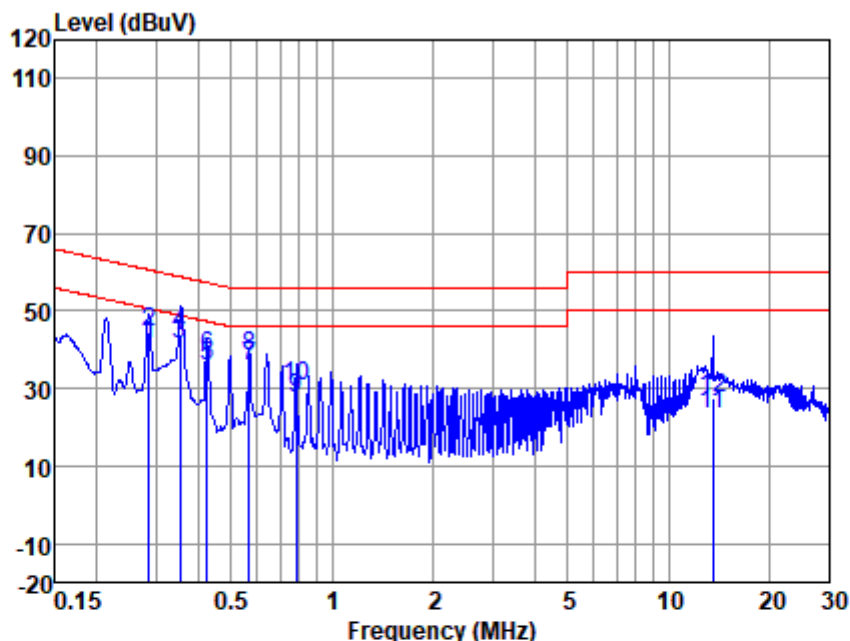
	Freq (MHz)	Read level (dBuV)	LISN Factor (dB)	Cable Loss (dB)	Emission Level (dBuV)	Limit (dBuV)	Over Limit (dB)	Remark
1	0.21	37.89	0.20	9.93	48.02	53.10	-5.08	Average
2	0.21	42.33	0.20	9.93	52.46	63.10	-10.64	QP
3	0.35	33.03	0.20	9.93	43.16	48.87	-5.71	Average
4	0.35	36.08	0.20	9.93	46.21	58.87	-12.66	QP
5	0.50	25.30	0.20	9.93	35.43	46.05	-10.62	Average
6	0.50	29.54	0.20	9.93	39.67	56.05	-16.38	QP
7	3.45	12.32	0.20	9.99	22.51	46.00	-23.49	Average
8	3.45	23.35	0.20	9.99	33.54	56.00	-22.46	QP
9	8.24	20.98	0.25	10.05	31.28	50.00	-18.72	Average
10	8.24	30.64	0.25	10.05	40.94	60.00	-19.06	QP
11	13.55	10.95	0.45	10.12	21.52	50.00	-28.48	Average
12	13.55	24.68	0.45	10.12	35.25	60.00	-24.75	QP

Notes: Emission Level = Read Level + LISN Factor + Cable loss



RFID 2

Mode:a; Line:Live Line



LISN : LINE
EUT/Project No : 0786CR
Test Mode :

	Freq (MHz)	Read level (dBuV)	LISN Factor (dB)	Cable Loss (dB)	Emission Level (dBuV)	Limit (dBuV)	Over Limit (dB)	Remark
1	0.28	31.33	0.20	9.94	41.47	50.68	-9.21	Average
2	0.28	34.69	0.20	9.94	44.83	60.68	-15.85	QP
3	0.35	31.60	0.20	9.93	41.73	48.87	-7.14	Average
4	0.35	33.93	0.20	9.93	44.06	58.87	-14.81	QP
5	0.43	25.62	0.20	9.93	35.75	47.33	-11.58	Average
6	0.43	28.28	0.20	9.93	38.41	57.33	-18.92	QP
7	0.57	25.53	0.20	9.92	35.65	46.00	-10.35	Average
8	0.57	28.22	0.20	9.92	38.34	56.00	-17.66	QP
9	0.78	17.37	0.20	9.90	27.47	46.00	-18.53	Average
10	0.78	20.73	0.20	9.90	30.83	56.00	-25.17	QP
11	13.55	12.95	0.45	10.12	23.52	50.00	-26.48	Average
12	13.55	16.90	0.45	10.12	27.47	60.00	-32.53	QP

Notes: Emission Level = Read Level + LISN Factor + Cable loss



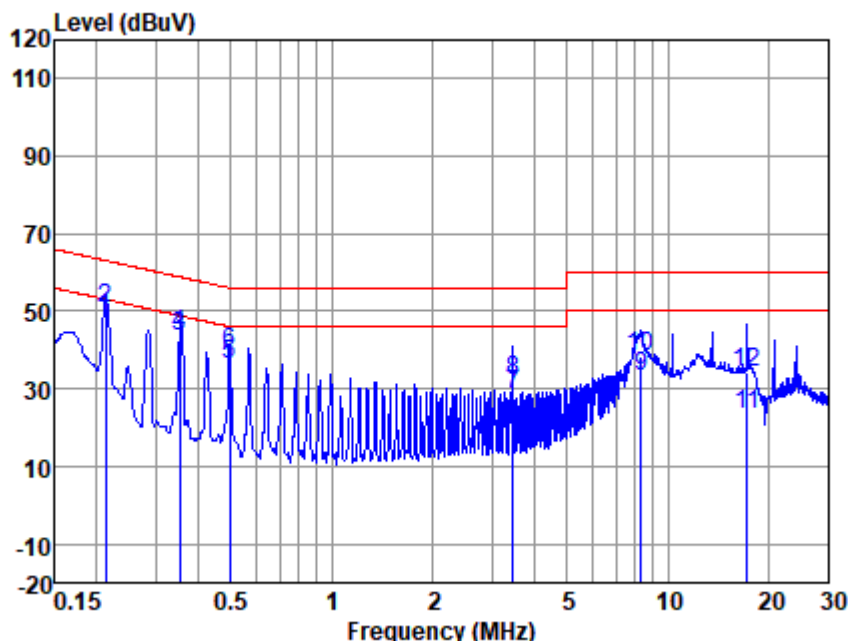
Unless otherwise agreed in writing, this document is issued by the Company subject to its General Conditions of Service printed overleaf, available on request or accessible at <http://www.sgs.com/en/Terms-and-Conditions.aspx> and, for electronic format documents, subject to Terms and Conditions for Electronic Documents at <http://www.sgs.com/en/Terms-and-Conditions/Terms-e-Documents.aspx>. Attention is drawn to the limitation of liability, indemnification and jurisdiction issues defined therein. Any holder of this document is advised that information contained hereon reflects the Company's findings at the time of its intervention only and within the limits of Client's instructions, if any. The Company's sole responsibility is to its Client and this document does not exonerate parties to a transaction from exercising all their rights and obligations under the transaction documents. This document cannot be reproduced except in full, without prior written approval of the Company. Any unauthorized alteration, forgery or falsification of the content or appearance of this document is unlawful and offenders may be prosecuted to the fullest extent of the law. Unless otherwise stated the results shown in this test report refer only to the sample(s) tested and such sample(s) are retained for 30 days only.

Attention: To check the authenticity of testing/inspection report & certificate, please contact us at telephone: (86-755) 8307 1443, or email: CN.Doccheck@sgs.com

SGS-CSTC Standards Technical Services (Shanghai) Co., Ltd.
Testing Center EMC Laboratory
NO. 588 West Jindu Road, Songjiang District, Shanghai, China 201612
中国·上海·松江区金都西路588号 邮编: 201612

t(86-21) 61915666 f(86-21) 61915678 www.sgsgroup.com.cn
t(86-21) 61915666 f(86-21) 61915678 e sgs.china@sgs.com

Mode:a; Line:Neutral Line



LISN : NEUTRAL

EUT/Project No : 0786CR

Test Mode :

	Freq (MHz)	Read level (dBuV)	LISN Factor (dB)	Cable Loss (dB)	Emission Level (dBuV)	Limit (dBuV)	Over Limit (dB)	Remark
1	0.21	38.06	0.20	9.93	48.19	53.10	-4.91	Average
2	0.21	40.40	0.20	9.93	50.53	63.10	-12.57	QP
3	0.35	33.44	0.20	9.93	43.57	48.87	-5.30	Average
4	0.35	34.04	0.20	9.93	44.17	58.87	-14.70	QP
5	0.50	25.98	0.20	9.93	36.11	46.05	-9.94	Average
6	0.50	29.26	0.20	9.93	39.39	56.05	-16.66	QP
7	3.45	18.60	0.20	9.99	28.79	46.00	-17.21	Average
8	3.45	22.18	0.20	9.99	32.37	56.00	-23.63	QP
9	8.32	22.71	0.25	10.05	33.01	50.00	-16.99	Average
10	8.32	28.08	0.25	10.05	38.38	60.00	-21.62	QP
11	17.29	12.43	0.60	10.17	23.20	50.00	-26.80	Average
12	17.29	23.28	0.60	10.17	34.05	60.00	-25.95	QP

Notes: Emission Level = Read Level + LISN Factor + Cable loss



7.2 20dB Bandwidth

Test Requirement 47 CFR Part 15, Subpart C 15.215

Test Method: ANSI C63.10 (2013) Section 6.9

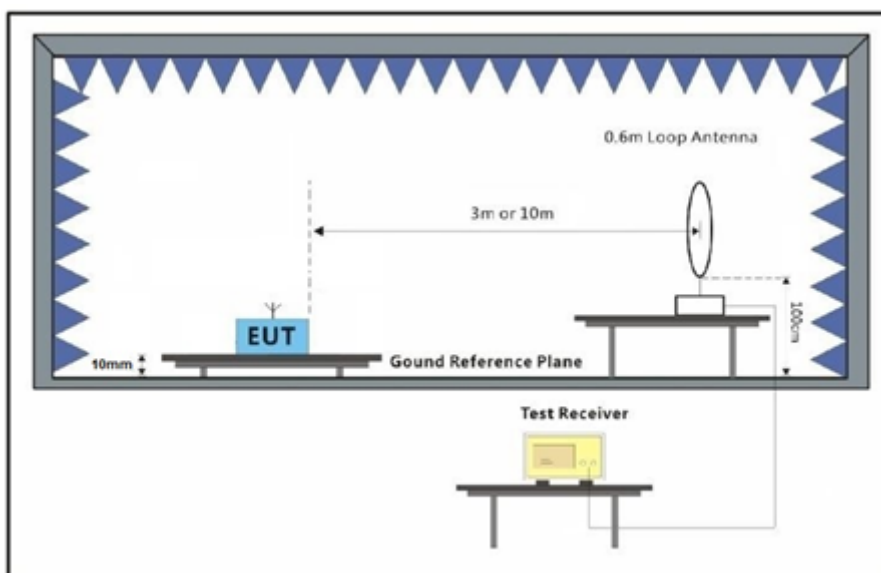
7.2.1 E.U.T. Operation

Operating Environment:

Temperature: 22 °C Humidity: 50 % RH Atmospheric Pressure: 1002 mbar

Test mode a:TX mode_Keep the EUT in transmitting with modulation mode.

7.2.2 Test Setup Diagram



7.2.3 Measurement Procedure and Data



SGS-CSTC Standards Technical Services (Shanghai) Co., Ltd.
Testing Center EMC Laboratory

Unless otherwise agreed in writing, this document is issued by the Company subject to its General Conditions of Service printed overleaf, available on request or accessible at <http://www.sgs.com/en/Terms-and-Conditions.aspx> and, for electronic format documents, subject to Terms and Conditions for Electronic Documents at <http://www.sgs.com/en/Terms-and-Conditions/Terms-e-Documents.aspx>. Attention is drawn to the limitation of liability, indemnification and jurisdiction issues defined therein. Any holder of this document is advised that information contained hereon reflects the Company's findings at the time of its intervention only and within the limits of Client's instructions, if any. The Company's sole responsibility is to its Client and this document does not exonerate parties to a transaction from exercising all their rights and obligations under the transaction documents. This document cannot be reproduced except in full, without prior written approval of the Company. Any unauthorized alteration, forgery or falsification of the content or appearance of this document is unlawful and offenders may be prosecuted to the fullest extent of the law. Unless otherwise stated the results shown in this test report refer only to the sample(s) tested and such sample(s) are retained for 30 days only.

Attention: To check the authenticity of testing / inspection report & certificate, please contact us at telephone: (86-755) 8307 1443, or email: CN.Doccheck@sgs.com

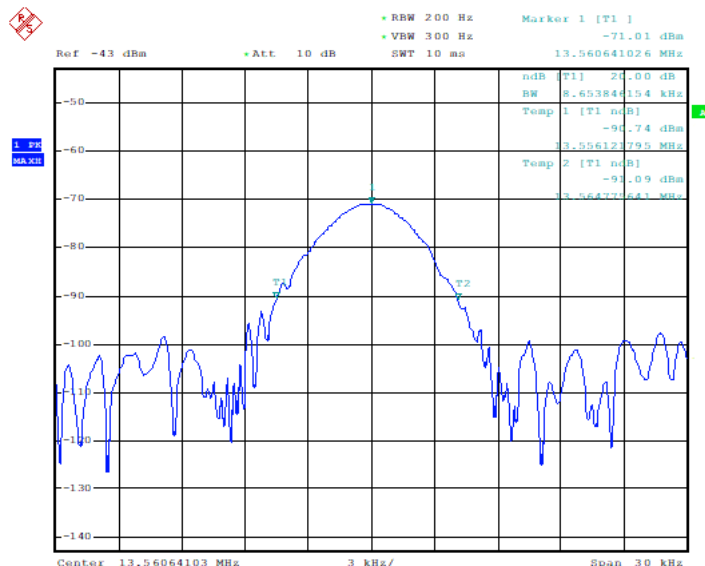
NO. 588 West Jindu Road, Songjiang District, Shanghai, China 201612
中国·上海·松江区金都西路588号 邮编: 201612

t(86-21) 61915666 f(86-21) 61915678 www.sgsgroup.com.cn
t(86-21) 61915666 f(86-21) 61915678 e.sgs.china@sgs.com

RFID 1:

20dB bandwidth (kHz)	F _L (MHz)	F _H (MHz)	Limit(MHz)	Result
8.65	13.55612	13.56477	13.110 – 14.010	Pass

Test plot as follows:



Date: 29. JUL. 2021 19:30:42



Unless otherwise agreed in writing, this document is issued by the Company subject to its General Conditions of Service printed overleaf, available on request or accessible at <http://www.sgs.com/en/Terms-and-Conditions.aspx> and, for electronic format documents, subject to Terms and Conditions for Electronic Documents at <http://www.sgs.com/en/Terms-and-Conditions/Terms-e-Documents.aspx>. Attention is drawn to the limitation of liability, indemnification and jurisdiction issues defined therein. Any holder of this document is advised that information contained hereon reflects the Company's findings at the time of its intervention only and within the limits of Client's instructions, if any. The Company's sole responsibility is to its Client and this document does not exonerate parties to a transaction from exercising all their rights and obligations under the transaction documents. This document cannot be reproduced except in full, without prior written approval of the Company. Any unauthorized alteration, forgery or falsification of the content or appearance of this document is unlawful and offenders may be prosecuted to the fullest extent of the law. Unless otherwise stated the results shown in this test report refer only to the sample(s) tested and such sample(s) are retained for 30 days only.

Attention: To check the authenticity of testing / inspection report & certificate, please contact us at telephone: (86-755) 8307 1443, or email: CN.Doccheck@sgs.com

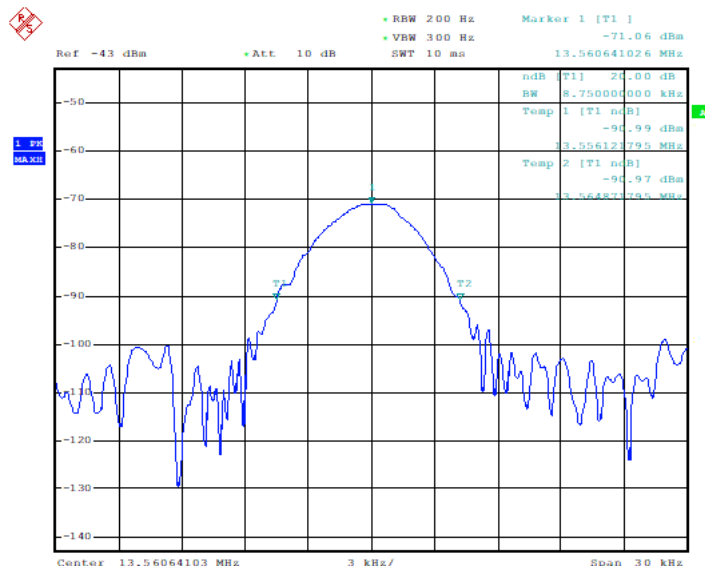
SGS-CSTC Standards Technical Services (Shanghai) Co., Ltd. NO. 588 West Jindu Road, Songjiang District, Shanghai, China 201612
中国·上海·松江区金都西路588号 邮编: 201612

t(86-21) 61915666 f(86-21) 61915678 www.sgsgroup.com.cn
t(86-21) 61915666 f(86-21) 61915678 e.sgs.china@sgs.com

RFID 2:

20dB bandwidth (kHz)	F _L (MHz)	F _H (MHz)	Limit(MHz)	Result
8.75	13.55612	13.56487	13.110 – 14.010	Pass

Test plot as follows:



Date: 29. JUL. 2021 19:30:56



Unless otherwise agreed in writing, this document is issued by the Company subject to its General Conditions of Service printed overleaf, available on request or accessible at <http://www.sgs.com/en/Terms-and-Conditions.aspx> and, for electronic format documents, subject to Terms and Conditions for Electronic Documents at <http://www.sgs.com/en/Terms-and-Conditions/Terms-e-Documents.aspx>. Attention is drawn to the limitation of liability, indemnification and jurisdiction issues defined therein. Any holder of this document is advised that information contained hereon reflects the Company's findings at the time of its intervention only and within the limits of Client's instructions, if any. The Company's sole responsibility is to its Client and this document does not exonerate parties to a transaction from exercising all their rights and obligations under the transaction documents. This document cannot be reproduced except in full, without prior written approval of the Company. Any unauthorized alteration, forgery or falsification of the content or appearance of this document is unlawful and offenders may be prosecuted to the fullest extent of the law. Unless otherwise stated the results shown in this test report refer only to the sample(s) tested and such sample(s) are retained for 30 days only.

Attention: To check the authenticity of testing / inspection report & certificate, please contact us at telephone: (86-755) 8307 1443, or email: CN.Doccheck@sgs.com

SGS-CSTC Standards Technical Services (Shanghai) Co., Ltd.
Testing Center Elm C 130201078601

NO. 588 West Jindu Road, Songjiang District, Shanghai, China 201612
中国·上海·松江区金都西路588号 邮编: 201612

t(86-21) 61915666 f(86-21) 61915678 www.sgsgroup.com.cn
t(86-21) 61915666 f(86-21) 61915678 e.sgs.china@sgs.com

7.3 Emission Mask

Test Requirement 47 CFR Part 15, Subpart C 15.225(a)&(b)&(C)

Test Method: ANSI C63.10 (2013) Section 6.4

Limit:

(a) The field strength of any emissions within the band 13.553-13.567 MHz shall not exceed 15.848 microvolts/meter at 30 meters.

(b) Within the bands 13.410-13.553 MHz and 13.567-13.710 MHz, the field strength of any emissions shall not exceed 334 microvolts/meter at 30 meters.

(c) Within the bands 13.110-13.410 MHz and 13.710-14.010 MHz the field strength of any emissions shall not exceed 106 microvolts/meter at 30 meters.

(d) The field strength of any emissions appearing outside of the 13.110-14.010 MHz band shall not exceed the general radiated emission limits in § 15.209.

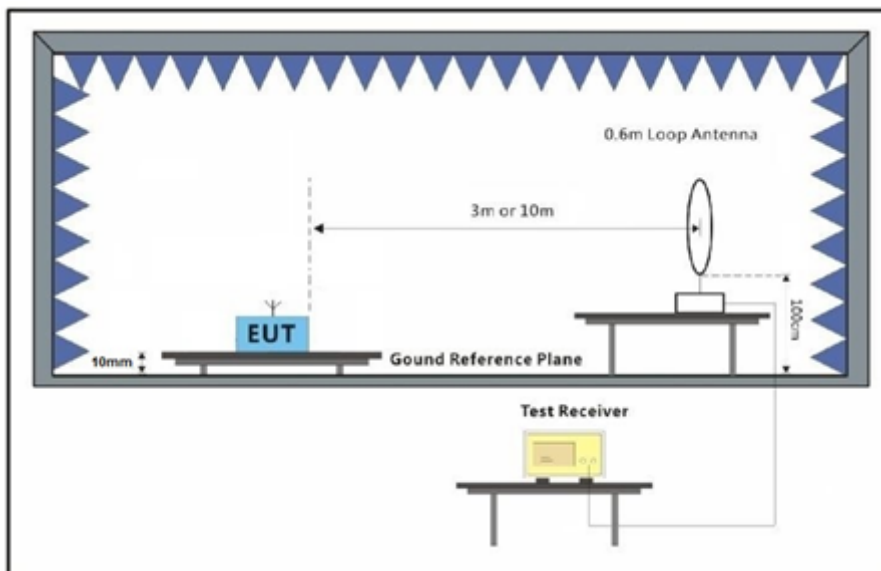
7.3.1 E.U.T. Operation

Operating Environment:

Temperature: 22 °C Humidity: 50 % RH Atmospheric Pressure: 1002 mbar

Test mode a:TX mode_Keep the EUT in transmitting with modulation mode.

7.3.2 Test Setup Diagram



7.3.3 Measurement Procedure and Data

For testing performed with the loop antenna, the center of the loop was positioned 1 m above the ground and positioned with its plane vertical at the specified distance from the EUT. During testing the loop was rotated about its vertical axis for maximum response at each azimuth and also investigated with the loop positioned in the horizontal plane. Only the worst position of vertical was shown in the report.

Note: The test level of the fundamental signal is below the limit of general spurious emission, so the test item doesn't be performed.



Unless otherwise agreed in writing, this document is issued by the Company subject to its General Conditions of Service printed overleaf, available on request or accessible at <http://www.sgs.com/en/Terms-and-Conditions.aspx> and, for electronic format documents, subject to Terms and Conditions for Electronic Documents at <http://www.sgs.com/en/Terms-and-Conditions/Terms-e-Documents.aspx>. Attention is drawn to the limitation of liability, indemnification and jurisdiction issues defined therein. Any holder of this document is advised that information contained hereon reflects the Company's findings at the time of its intervention only and within the limits of Client's instructions, if any. The Company's sole responsibility is to its Client and this document does not exonerate parties to a transaction from exercising all their rights and obligations under the transaction documents. This document cannot be reproduced except in full, without prior written approval of the Company. Any unauthorized alteration, forgery or falsification of the content or appearance of this document is unlawful and offenders may be prosecuted to the fullest extent of the law. Unless otherwise stated the results shown in this test report refer only to the sample(s) tested and such sample(s) are retained for 30 days only.

Attention: To check the authenticity of testing /inspection report & certificate, please contact us at telephone: (86-755) 8307 1443, or email: CN.Doccheck@sgs.com

SGS-CSTC Standards Technical Services (Shanghai) Co., Ltd.
Testing Center EMC Laboratory
NO. 588 West Jindu Road, Songjiang District, Shanghai, China 201612
中国·上海·松江区金都西路588号 邮编: 201612

t(86-21) 61915666 f(86-21) 61915678 www.sgsgroup.com.cn
t(86-21) 61915666 f(86-21) 61915678 e.sgs.china@sgs.com

7.4 Frequency tolerance

Test Requirement 47 CFR Part 15, Subpart C 15.225(e)
 Test Method: ANSI C63.10 (2013) Section 6.8
 Limit: 1.356kHz

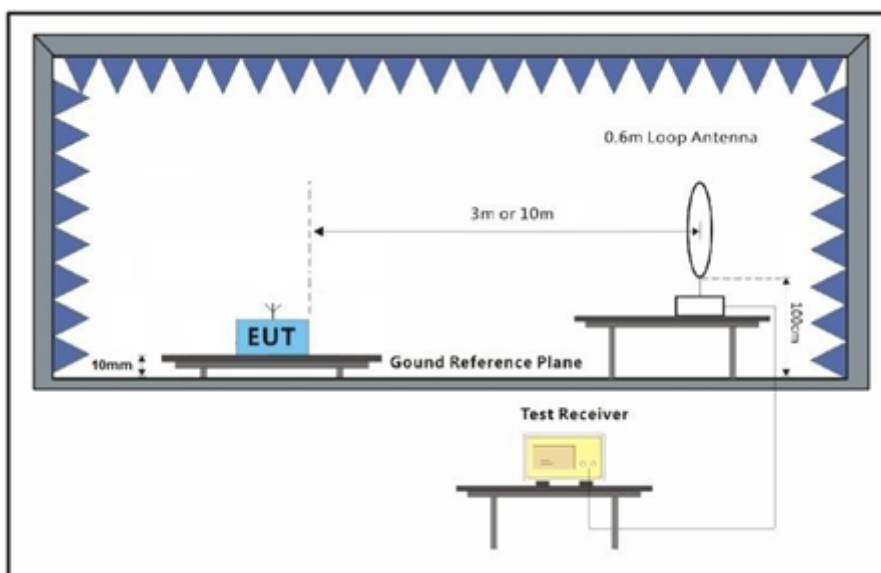
7.4.1 E.U.T. Operation

Operating Environment:

Temperature: 22 °C Humidity: 50 % RH Atmospheric Pressure: 1002 mbar

Test mode a:TX mode_Keep the EUT in transmitting with modulation mode.

7.4.2 Test Setup Diagram



7.4.3 Measurement Procedure and Data



RFID 1:

Nominal Operation Frequency: 13.56MHz

Test Conditions		Test Result (MHz)	Deviation (kHz)	Limit (kHz)	Result
Temp (°C)	Volt (V AC)				
T _{nom} (-20)	V _{nom} (120)	13.56008	0.08	±0.01% (1.3560kHz)	Pass
T _{nom} (-10)	V _{nom} (120)	13.56008	0.08		Pass
T _{nom} (0)	V _{nom} (120)	13.56008	0.08		Pass
T _{nom} (10)	V _{nom} (120)	13.56008	0.08		Pass
T _{nom} (20)	V _{nom} (120)	13.56008	0.08		Pass
T _{nom} (30)	V _{nom} (120)	13.56008	0.08		Pass
T _{nom} (40)	V _{nom} (120)	13.56008	0.08		Pass
T _{nom} (50)	V _{nom} (120)	13.56008	0.08		Pass
T _{nom} (20)	V _{min} (85)	13.56007	0.07		Pass
	V _{max} (138)	13.56005	0.05		Pass

Note: Deviation (kHz) = (Test Result-13.56MHz)*1000



Unless otherwise agreed in writing, this document is issued by the Company subject to its General Conditions of Service printed overleaf, available on request or accessible at <http://www.sgs.com/en/Terms-and-Conditions.aspx> and, for electronic format documents, subject to Terms and Conditions for Electronic Documents at <http://www.sgs.com/en/Terms-and-Conditions/Terms-e-Documents.aspx>. Attention is drawn to the limitation of liability, indemnification and jurisdiction issues defined therein. Any holder of this document is advised that information contained hereon reflects the Company's findings at the time of its intervention only and within the limits of Client's instructions, if any. The Company's sole responsibility is to its Client and this document does not exonerate parties to a transaction from exercising all their rights and obligations under the transaction documents. This document cannot be reproduced except in full, without prior written approval of the Company. Any unauthorized alteration, forgery or falsification of the content or appearance of this document is unlawful and offenders may be prosecuted to the fullest extent of the law. Unless otherwise stated the results shown in this test report refer only to the sample(s) tested and such sample(s) are retained for 30 days only.

Attention: To check the authenticity of testing / inspection report & certificate, please contact us at telephone: (86-755) 8307 1443, or email: CN.Doccheck@sgs.com

RFID 2:

Nominal Operation Frequency: 13.56MHz

Test Conditions		Test Result (MHz)	Deviation (kHz)	Limit (kHz)	Result
Temp (°C)	Volt (V AC)				
T _{nom} (-20)	V _{nom} (120)	13.56009	0.09	±0.01% (1.3560kHz)	Pass
T _{nom} (-10)	V _{nom} (120)	13.56009	0.09		Pass
T _{nom} (0)	V _{nom} (120)	13.56009	0.09		Pass
T _{nom} (10)	V _{nom} (120)	13.56009	0.09		Pass
T _{nom} (20)	V _{nom} (120)	13.56009	0.09		Pass
T _{nom} (30)	V _{nom} (120)	13.56009	0.09		Pass
T _{nom} (40)	V _{nom} (120)	13.56009	0.09		Pass
T _{nom} (50)	V _{nom} (120)	13.56009	0.09		Pass
T _{nom} (20)	V _{min} (85)	13.56008	0.08		Pass
	V _{max} (138)	13.56006	0.06		Pass

Note: Deviation (kHz) = (Test Result-13.56MHz)*1000



Unless otherwise agreed in writing, this document is issued by the Company subject to its General Conditions of Service printed overleaf, available on request or accessible at <http://www.sgs.com/en/Terms-and-Conditions.aspx> and, for electronic format documents, subject to Terms and Conditions for Electronic Documents at <http://www.sgs.com/en/Terms-and-Conditions/Terms-e-Documents.aspx>. Attention is drawn to the limitation of liability, indemnification and jurisdiction issues defined therein. Any holder of this document is advised that information contained hereon reflects the Company's findings at the time of its intervention only and within the limits of Client's instructions, if any. The Company's sole responsibility is to its Client and this document does not exonerate parties to a transaction from exercising all their rights and obligations under the transaction documents. This document cannot be reproduced except in full, without prior written approval of the Company. Any unauthorized alteration, forgery or falsification of the content or appearance of this document is unlawful and offenders may be prosecuted to the fullest extent of the law. Unless otherwise stated the results shown in this test report refer only to the sample(s) tested and such sample(s) are retained for 30 days only.

Attention: To check the authenticity of testing / inspection report & certificate, please contact us at telephone: (86-755) 8307 1443, or email: CN.Doccheck@sgs.com

SGS-CSTC Standards Technical Services (Shanghai) Co., Ltd.
Testing Center EMC Laboratory

NO. 588 West Jindu Road, Songjiang District, Shanghai, China 201612
中国·上海·松江区金都西路588号 邮编: 201612

t(86-21) 61915666 f(86-21) 61915678 www.sgsgroup.com.cn
t(86-21) 61915666 f(86-21) 61915678 e.sgs.china@sgs.com

7.5 Radiated Emissions(9kHz-30MHz)

Test Requirement 47 CFR Part 15, Subpart C 15.225(d) & 15.209

Test Method: ANSI C63.10 (2013) Section 6.4&6.5

Limit:

Frequency(MHz)	Field strength (microvolts/meter)	Limit (dBuV/m)	Detector	Measurement Distance (meters)
0.009-0.490	2400/F(kHz)	-	-	300
0.490-1.705	24000/F(kHz)	-	-	30
1.705-30	30	-	-	30
30-88	100	40.0	QP	3
88-216	150	43.5	QP	3
216-960	200	46.0	QP	3
960-1000	500	54.0	QP	3
Above 1000	500	54.0	AV	3

NOTE:

- (1) For test distance other than what is specified, but fulfilling the requirements of section 15.31(f) (2) the field strength is calculated by adding additionally an extrapolation factor of 40dB/decade (inverse linear distance for field strength measurements).

So the Distance Extrapolation Factor in dB is $40 \cdot \log(D_{\text{TEST}} / D_{\text{SPEC}})$ where D_{TEST} = Test Distance and D_{SPEC} = Specified Distance.

Field strength limit (dBuV/m)@test distance= Field strength limit (dBuV/m)@specified distance +Distance Extrapolation Factor

- (2) The lower limit shall apply at the transition frequencies.

7.5.1 E.U.T. Operation

Operating Environment:

Temperature: 22 °C Humidity: 50 % RH Atmospheric Pressure: 1002 mbar

Test mode a:TX mode_Keep the EUT in transmitting with modulation mode.



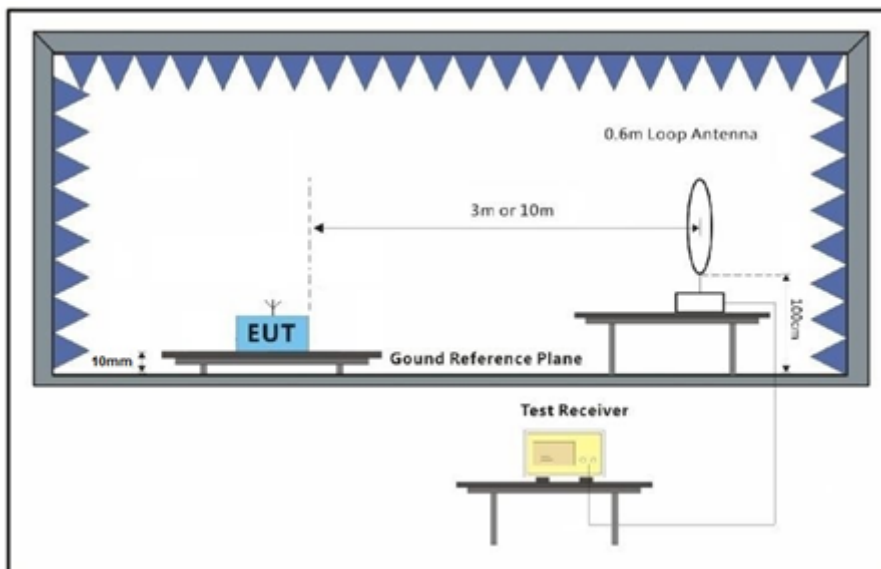
Unless otherwise agreed in writing, this document is issued by the Company subject to its General Conditions of Service printed overleaf, available on request or accessible at <http://www.sgs.com/en/Terms-and-Conditions.aspx> and, for electronic format documents, subject to Terms and Conditions for Electronic Documents at <http://www.sgs.com/en/Terms-and-Conditions/Terms-e-Documents.aspx>. Attention is drawn to the limitation of liability, indemnification and jurisdiction issues defined therein. Any holder of this document is advised that information contained hereon reflects the Company's findings at the time of its intervention only and within the limits of Client's instructions, if any. The Company's sole responsibility is to its Client and this document does not exonerate parties to a transaction from exercising all their rights and obligations under the transaction documents. This document cannot be reproduced except in full, without prior written approval of the Company. Any unauthorized alteration, forgery or falsification of the content or appearance of this document is unlawful and offenders may be prosecuted to the fullest extent of the law. Unless otherwise stated the results shown in this test report refer only to the sample(s) tested and such sample(s) are retained for 30 days only.

Attention: To check the authenticity of testing /inspection report & certificate, please contact us at telephone: (86-755) 8307 1443, or email: CN.Doccheck@sgs.com

SGS-CSTC Standards Technical Services (Shanghai) Co., Ltd.
Testing Center EMC Laboratory
NO. 588 West Jindu Road, Songjiang District, Shanghai, China 201612
中国·上海·松江区金都西路588号 邮编: 201612

t(86-21) 61915666 f(86-21) 61915678 www.sgsgroup.com.cn
t(86-21) 61915666 f(86-21) 61915678 e.sgs.china@sgs.com

7.5.2 Test Setup Diagram

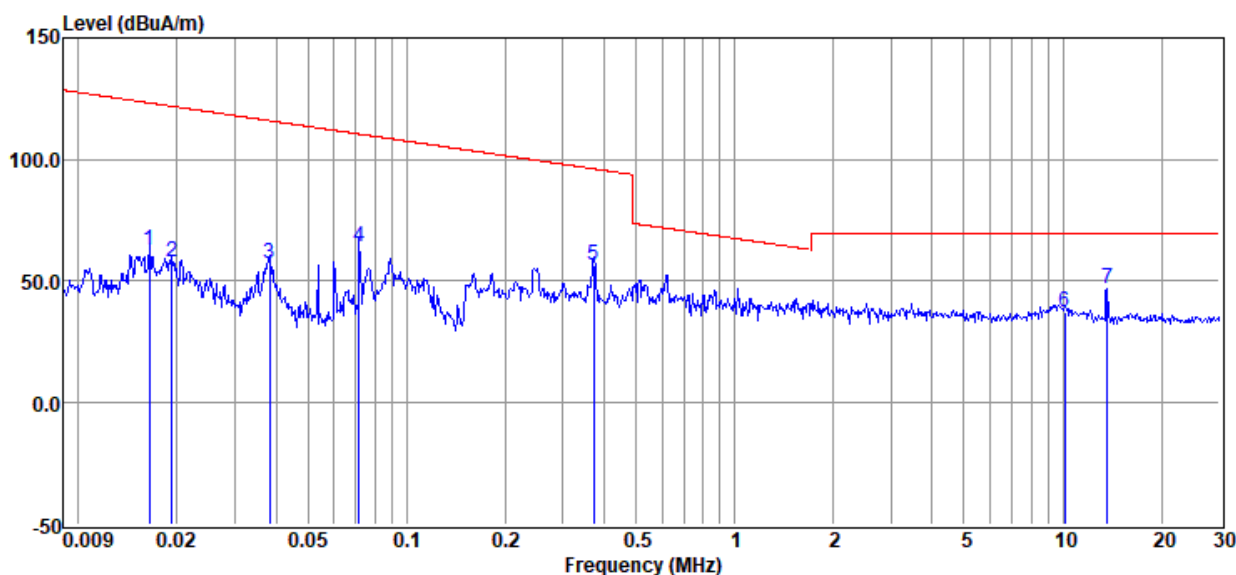


7.5.3 Measurement Procedure and Data

For testing performed with the loop antenna, the center of the loop was positioned 1 m above the ground and positioned with its plane vertical at the specified distance from the EUT. During testing the loop was rotated about its vertical axis for maximum response at each azimuth and also investigated with the loop positioned in the horizontal plane. Only the worst position of vertical was shown in the report.

RFID 1:

Mode:a; Polarization:Horizontal



Item	Freq.	Read Level	Antenna Factor	Cable Loss	Result Level@3m	Result Level@S PEC	Limit Line@SP EC	Over Limit	Detector
(Mark)	(MHz)	(dBμV)	(dB/m)	(dB)	(dBuV/m)	(dBuV/m)	(dBuV/m)	(dB)	
1	0.016	42.42	20	0.02	62.44	-17.56	43.29	-60.85	QP
2	0.019	37.8	20	0.02	57.82	-22.18	41.88	-64.06	QP
3	0.038	37.45	19.9	0.02	57.37	-22.63	35.97	-58.6	QP
4	0.072	44.32	19.84	0.03	64.19	-15.81	30.47	-46.28	QP
5	0.373	36.74	20	0.06	56.8	-23.2	16.18	-39.38	QP
6	10.117	16.91	19.9	0.46	37.27	-2.73	29.5	-32.23	QP
7	13.658	25.98	20.05	0.54	46.57	6.57	29.5	-22.93	Peak



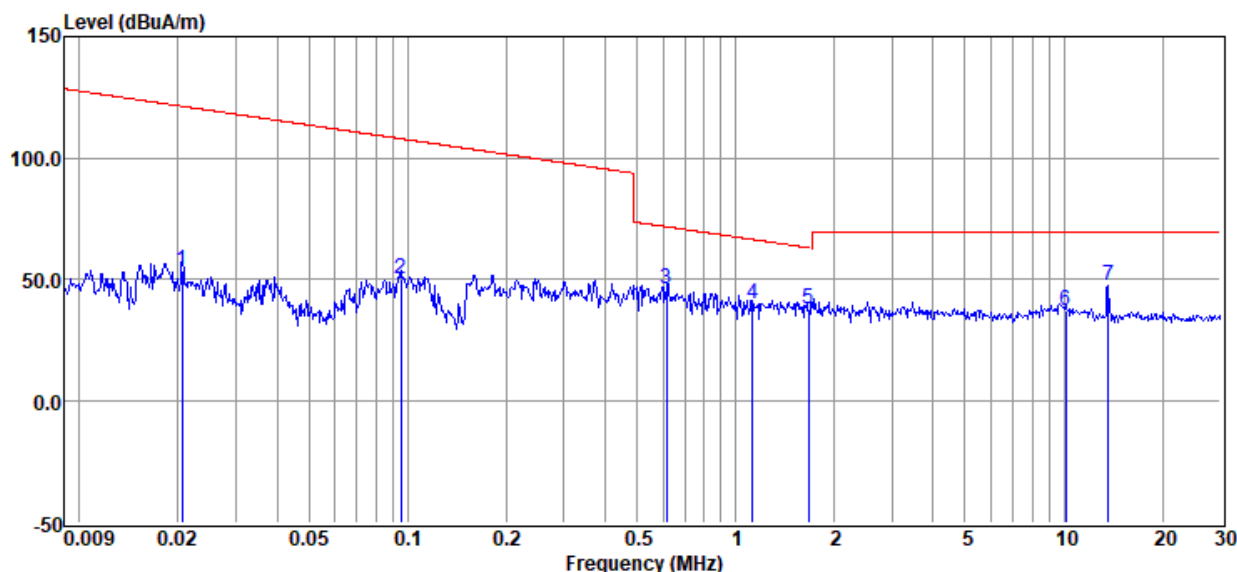
Unless otherwise agreed in writing, this document is issued by the Company subject to its General Conditions of Service printed overleaf, available on request or accessible at <http://www.sgs.com/en/Terms-and-Conditions.aspx> and, for electronic format documents, subject to Terms and Conditions for Electronic Documents at <http://www.sgs.com/en/Terms-and-Conditions/Terms-e-Documents.aspx>. Attention is drawn to the limitation of liability, indemnification and jurisdiction issues defined therein. Any holder of this document is advised that information contained hereon reflects the Company's findings at the time of its intervention only and within the limits of Client's instructions, if any. The Company's sole responsibility is to its Client and this document does not exonerate parties to a transaction from exercising all their rights and obligations under the transaction documents. This document cannot be reproduced except in full, without prior written approval of the Company. Any unauthorized alteration, forgery or falsification of the content or appearance of this document is unlawful and offenders may be prosecuted to the fullest extent of the law. Unless otherwise stated the results shown in this test report refer only to the sample(s) tested and such sample(s) are retained for 30 days only.

Attention: To check the authenticity of testing /inspection report & certificate, please contact us at telephone: (86-755) 8307 1443, or email: CN.Doccheck@sgs.com

SGS-CSTC Standards Technical Services (Shanghai) Co., Ltd.
Testing Center EMC Laboratory
NO.588 West Jindu Road, Songjiang District, Shanghai, China 201612
中国·上海·松江区金都西路588号 邮编: 201612

t(86-21)61915666 f(86-21)61915678 www.sgsgroup.com.cn
t(86-21)61915666 f(86-21)61915678 e.sgs.china@sgs.com

Mode:a; Polarization:Vertical



Item	Freq.	Read Level	Antenna Factor	Cable Loss	Result Level@3m	Result Level@S PEC	Limit Line@SP EC	Over Limit	Detector
(Mark)	(MHz)	(dBμV)	(dB/m)	(dB)	(dBuV/m)	(dBuV/m)	(dBuV/m)	(dB)	
1	0.021	33.57	19.99	0.02	53.58	-26.42	41.32	-67.74	QP
2	0.095	30.41	20.00	0.03	50.44	-29.56	28.01	-57.57	QP
3	0.616	26.01	20.10	0.10	46.21	6.21	31.82	-25.61	QP
4	1.123	19.39	20.22	0.12	39.73	-0.27	26.62	-26.89	QP
5	1.671	17.40	20.27	0.13	37.80	-2.2	23.17	-25.37	QP
6	10.117	16.91	19.90	0.46	37.27	-2.73	29.5	-32.23	QP
7	13.658	26.98	20.05	0.54	47.57	7.57	29.5	-21.93	Peak



Unless otherwise agreed in writing, this document is issued by the Company subject to its General Conditions of Service printed overleaf, available on request or accessible at <http://www.sgs.com/en/Terms-and-Conditions.aspx> and, for electronic format documents, subject to Terms and Conditions for Electronic Documents at <http://www.sgs.com/en/Terms-and-Conditions/Terms-e-Documents.aspx>. Attention is drawn to the limitation of liability, indemnification and jurisdiction issues defined therein. Any holder of this document is advised that information contained hereon reflects the Company's findings at the time of its intervention only and within the limits of Client's instructions, if any. The Company's sole responsibility is to its Client and this document does not exonerate parties to a transaction from exercising all their rights and obligations under the transaction documents. This document cannot be reproduced except in full, without prior written approval of the Company. Any unauthorized alteration, forgery or falsification of the content or appearance of this document is unlawful and offenders may be prosecuted to the fullest extent of the law. Unless otherwise stated the results shown in this test report refer only to the sample(s) tested and such sample(s) are retained for 30 days only.

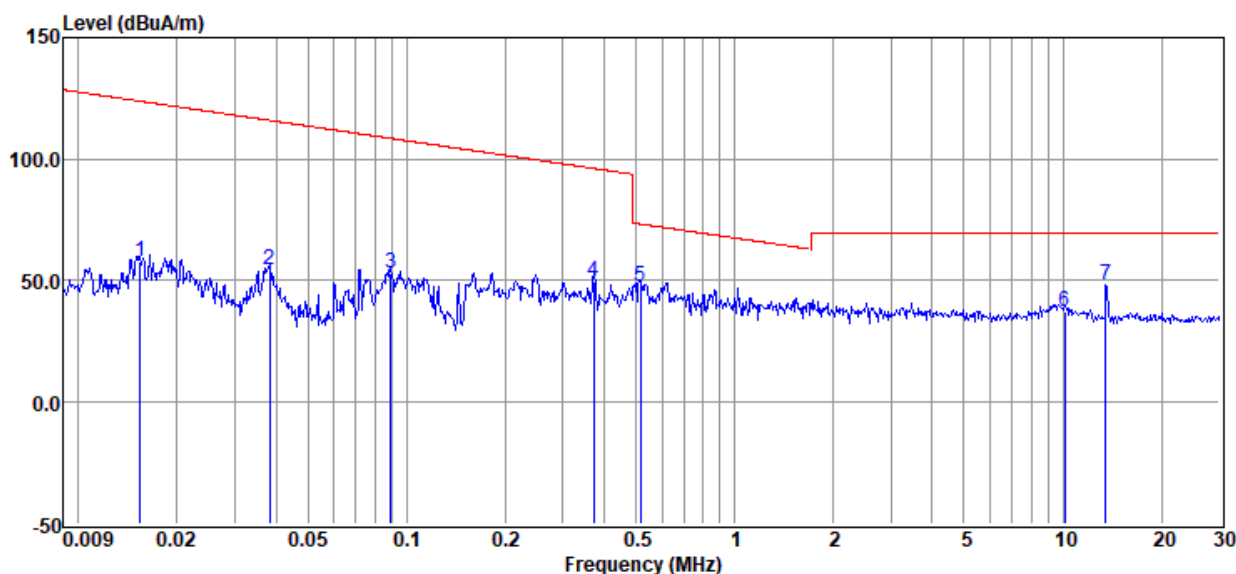
Attention: To check the authenticity of testing /inspection report & certificate, please contact us at telephone: (86-755) 8307 1443, or email: CN.Doccheck@sgs.com

SGS-CSTC Standards Technical Services (Shanghai) Co., Ltd.
Testing Center EMC Laboratory
NO.588 West Jindu Road, Songjiang District, Shanghai, China 201612
中国·上海·松江区金都西路588号 邮编: 201612

t(86-21)61915666 f(86-21)61915678 www.sgsgroup.com.cn
t(86-21)61915666 f(86-21)61915678 e.sgs.china@sgs.com

RFID 2:

Mode:a; Polarization:Horizontal



Item	Freq.	Read Level	Antenna Factor	Cable Loss	Result Level@3m	Result Level@S PEC	Limit Line@SP EC	Over Limit	Detector
(Mark)	(MHz)	(dBμV)	(dB/m)	(dB)	(dBuV/m)	(dBuV/m)	(dBuV/m)	(dB)	
1	0.015	38.1	20	0.02	58.12	-21.88	43.85	-65.73	QP
2	0.038	34.45	19.9	0.02	54.37	-25.63	35.97	-61.6	QP
3	0.089	33.05	20	0.03	53.08	-26.92	28.57	-55.49	QP
4	0.373	29.74	20	0.06	49.8	-30.2	16.18	-46.38	QP
5	0.515	27.47	20.1	0.09	47.66	7.66	33.36	-25.7	QP
6	10.117	16.91	19.9	0.46	37.27	-2.73	29.5	-32.23	QP
7	13.548	27.63	20.05	0.53	48.21	8.21	29.5	-21.29	Peak



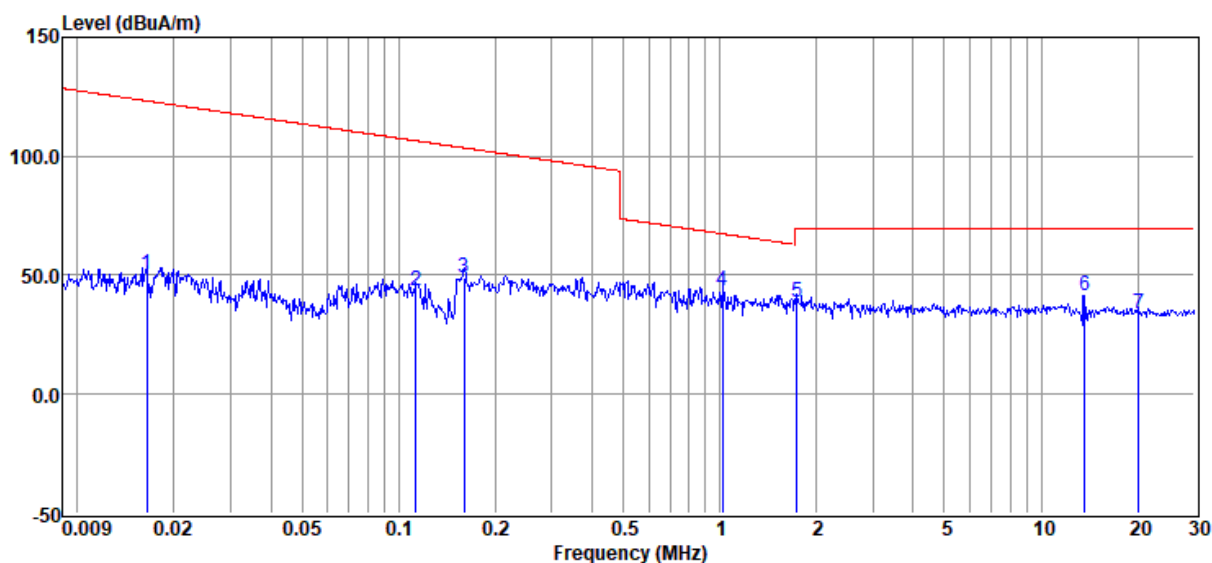
Unless otherwise agreed in writing, this document is issued by the Company subject to its General Conditions of Service printed overleaf, available on request or accessible at <http://www.sgs.com/en/Terms-and-Conditions.aspx> and, for electronic format documents, subject to Terms and Conditions for Electronic Documents at <http://www.sgs.com/en/Terms-and-Conditions/Terms-e-Documents.aspx>. Attention is drawn to the limitation of liability, indemnification and jurisdiction issues defined therein. Any holder of this document is advised that information contained hereon reflects the Company's findings at the time of its intervention only and within the limits of Client's instructions, if any. The Company's sole responsibility is to its Client and this document does not exonerate parties to a transaction from exercising all their rights and obligations under the transaction documents. This document cannot be reproduced except in full, without prior written approval of the Company. Any unauthorized alteration, forgery or falsification of the content or appearance of this document is unlawful and offenders may be prosecuted to the fullest extent of the law. Unless otherwise stated the results shown in this test report refer only to the sample(s) tested and such sample(s) are retained for 30 days only.

Attention: To check the authenticity of testing /inspection report & certificate, please contact us at telephone: (86-755) 8307 1443, or email: CN.Doccheck@sgs.com

SGS-CSTC Standards Technical Services (Shanghai) Co., Ltd.
Testing Center EMC Laboratory
NO. 588 West Jindu Road, Songjiang District, Shanghai, China 201612
中国·上海·松江区金都西路588号 邮编: 201612

t(86-21) 61915666 f(86-21) 61915678 www.sgsgroup.com.cn
t(86-21) 61915666 f(86-21) 61915678 e.sgs.china@sgs.com

Mode:a; Polarization:Vertical



Item	Freq.	Read Level	Antenna Factor	Cable Loss	Result Level@3m	Result Level@S PEC	Limit Line@SP EC	Over Limit	Detector
(Mark)	(MHz)	(dBμV)	(dB/m)	(dB)	(dBuV/m)	(dBuV/m)	(dBuV/m)	(dB)	
1	0.016	30.42	20.00	0.02	50.44	-29.56	43.29	-72.85	QP
2	0.113	23.73	20.00	0.03	43.76	-36.24	26.53	-62.77	QP
3	0.160	28.81	20.00	0.04	48.85	-31.15	23.5	-54.65	QP
4	1.019	23.26	20.20	0.12	43.58	-36.42	-12.54	-23.88	QP
5	1.740	18.38	20.28	0.13	38.79	-1.21	29.5	-30.71	QP
6	13.658	20.92	20.05	0.54	41.51	1.51	29.5	-27.99	Peak
7	20.160	12.90	20.20	0.68	33.78	-6.22	29.5	-35.72	QP

7.6 Radiated Emissions(30MHz-1GHz)

Test Requirement 47 CFR Part 15, Subpart C 15.225(d) & 15.209

Test Method: ANSI C63.10 (2013) Section 6.4&6.5

Limit:

Frequency	Field strength (microvolt/meter)	Limit (dBuV/m)	Remark	Measurement distance (m)
30MHz-88MHz	100	40.0	Quasi-peak	3
88MHz-216MHz	150	43.5	Quasi-peak	3
216MHz-960MHz	200	46.0	Quasi-peak	3
960MHz-1GHz	500	54.0	Quasi-peak	3

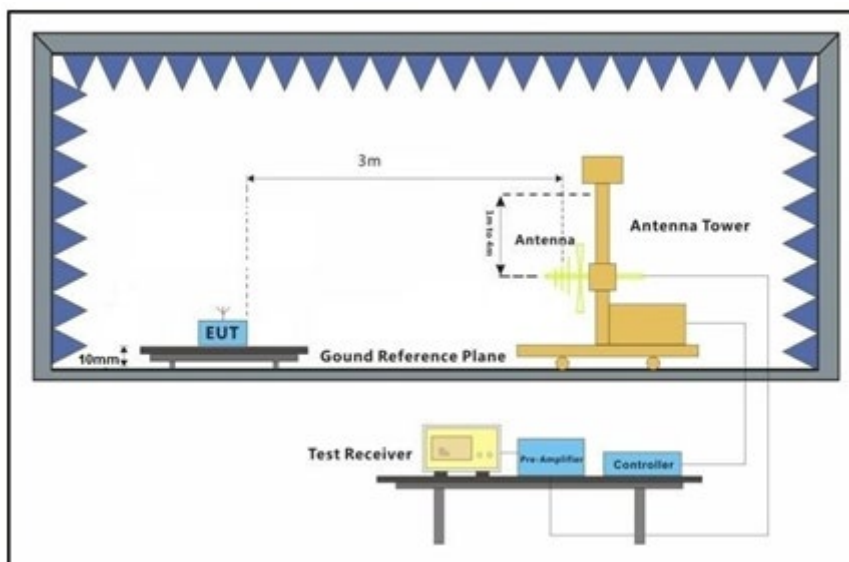
7.6.1 E.U.T. Operation

Operating Environment:

Temperature: 22 °C Humidity: 50 % RH Atmospheric Pressure: 1002 mbar

Test mode a:TX mode_Keep the EUT in transmitting with modulation mode.

7.6.2 Test Setup Diagram



7.6.3 Measurement Procedure and Data

- a. the EUT was placed on the top of a rotating table 0.8m for table-top equipment, and the EUT was placed directly on the horizontal ground reference plane or 10mm above the horizontal ground reference plane with insulating material for floor-standing equipment at a 3 or 10 meter semi-anechoic chamber. The table was rotated 360 degrees to determine the position of the highest radiation.
- b. The EUT was set 3 meters away from the interference-receiving antenna, which was mounted on the top of a variable-height antenna tower.
- c. The antenna height is varied from one meter to four meters above the ground to determine the maximum value of the field strength. Both horizontal and vertical polarizations of the antenna are set to make the measurement.
- d. For each suspected emission, the EUT was arranged to its worst case and then the antenna was tuned to heights from 1 meter to 4 meters (for the test frequency of below 30MHz, the antenna was tuned to heights 1 meter) and the rotatable table was turned from 0 degrees to 360 degrees to find the maximum reading.
- e. The test-receiver system was set to Peak Detect Function and Specified Bandwidth with Maximum Hold Mode.
- f. If the emission level of the EUT in peak mode was 10dB lower than the limit specified, then testing could be stopped and the peak values of the EUT would be reported. Otherwise the emissions that did not have 10dB margin would be re-tested one by one using peak, quasi-peak or average method as specified and then reported in a data sheet.
- g. The radiation measurements are performed in X, Y, Z axis positioning. And found the X axis positioning which it is worse case, only the test worst case mode is recorded in the report.

Remark: Level= Read Level+ Cable Loss+ Antenna Factor- Preamp Factor



Unless otherwise agreed in writing, this document is issued by the Company subject to its General Conditions of Service printed overleaf, available on request or accessible at <http://www.sgs.com/en/Terms-and-Conditions.aspx> and, for electronic format documents, subject to Terms and Conditions for Electronic Documents at <http://www.sgs.com/en/Terms-and-Conditions/Terms-e-Documents.aspx>. Attention is drawn to the limitation of liability, indemnification and jurisdiction issues defined therein. Any holder of this document is advised that information contained hereon reflects the Company's findings at the time of its intervention only and within the limits of Client's instructions, if any. The Company's sole responsibility is to its Client and this document does not exonerate parties to a transaction from exercising all their rights and obligations under the transaction documents. This document cannot be reproduced except in full, without prior written approval of the Company. Any unauthorized alteration, forgery or falsification of the content or appearance of this document is unlawful and offenders may be prosecuted to the fullest extent of the law. Unless otherwise stated the results shown in this test report refer only to the sample(s) tested and such sample(s) are retained for 30 days only.
Attention: To check the authenticity of testing / inspection report & certificate, please contact us at telephone: (86-755) 8307 1443, or email: CN.Doccheck@sgs.com

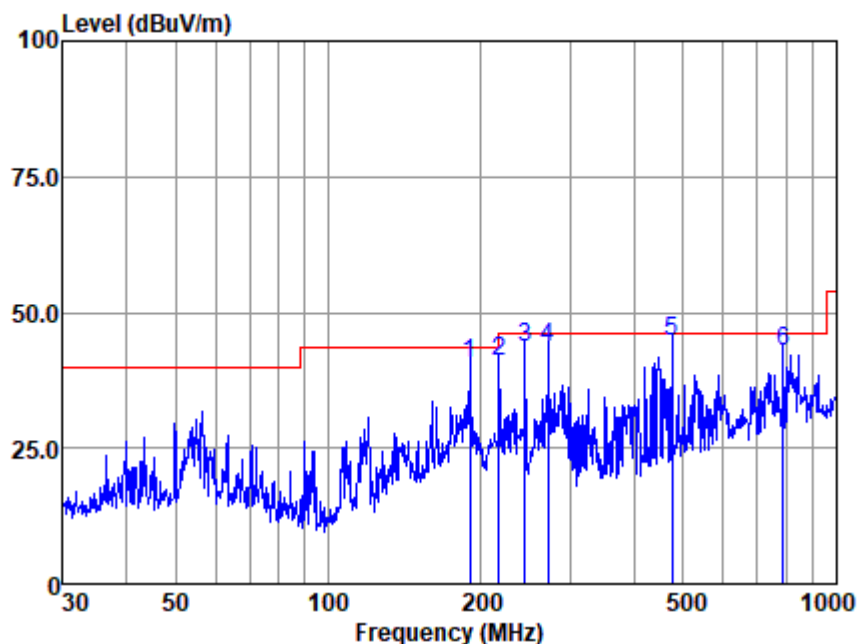
SGS-CSTC Standards Technical Services (Shanghai) Co., Ltd.
Testing Center EMC Laboratory

NO. 588 West Jindu Road, Songjiang District, Shanghai, China 201612
中国·上海·松江区金都西路588号 邮编: 201612

t(86-21) 61915666 f(86-21) 61915678 www.sgsgroup.com.cn
t(86-21) 61915666 f(86-21) 61915678 e sgs.china@sgs.com

RFID 1:

Mode:a; Polarization:Horizontal



Antenna Polarity :HORIZONTAL

EUT/Project :10786CR

Test mode :a

	Freq	Read Level	Antenna Factor	Cable Loss	Preamp Factor	Emission Level	Limit Line	Over Limit	Remark
	MHz	dBuV	dB/m	dB	dB	dBuV/m	dBuV/m	dB	
1	189.739	59.78	10.50	2.15	31.74	40.69	43.50	-2.81	QP
2	216.783	60.16	9.70	2.36	31.19	41.03	46.00	-4.97	QP
3	244.232	60.84	11.21	2.56	31.09	43.52	46.00	-2.48	QP
4	271.325	59.58	12.55	2.72	31.29	43.56	46.00	-2.44	QP
5	475.499	54.88	17.20	3.46	30.73	44.81	46.00	-1.19	QP
6	787.851	48.49	22.26	4.46	32.43	42.78	46.00	-3.22	QP

Note:Emission Level=Read Level+Antenna Factor+Cable loss-Preamp Factor



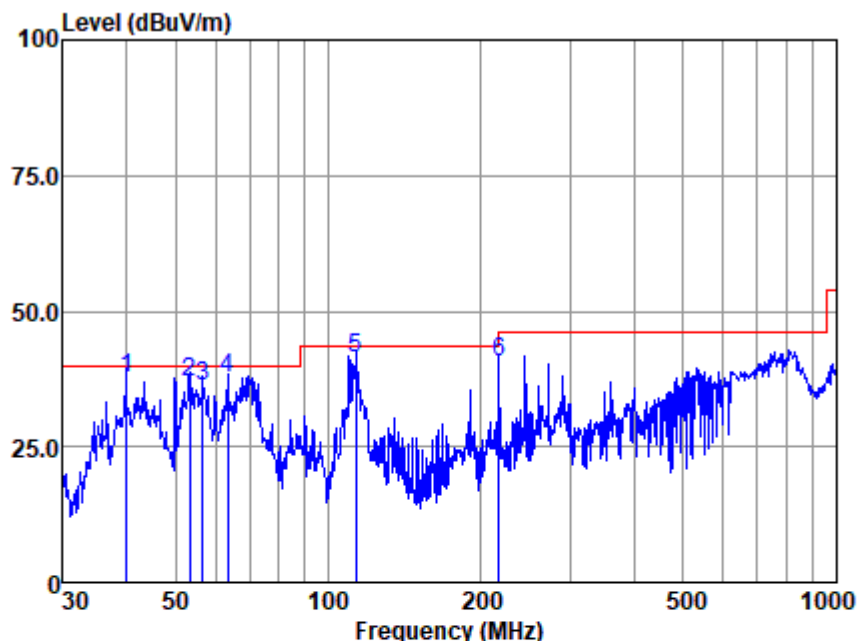
Unless otherwise agreed in writing, this document is issued by the Company subject to its General Conditions of Service printed overleaf, available on request or accessible at <http://www.sgs.com/en/Terms-and-Conditions.aspx> and, for electronic format documents, subject to Terms and Conditions for Electronic Documents at <http://www.sgs.com/en/Terms-and-Conditions/Terms-e-Documents.aspx>. Attention is drawn to the limitation of liability, indemnification and jurisdiction issues defined therein. Any holder of this document is advised that information contained hereon reflects the Company's findings at the time of its intervention only and within the limits of Client's instructions, if any. The Company's sole responsibility is to its Client and this document does not exonerate parties to a transaction from exercising all their rights and obligations under the transaction documents. This document cannot be reproduced except in full, without prior written approval of the Company. Any unauthorized alteration, forgery or falsification of the content or appearance of this document is unlawful and offenders may be prosecuted to the fullest extent of the law. Unless otherwise stated the results shown in this test report refer only to the sample(s) tested and such sample(s) are retained for 30 days only.

Attention: To check the authenticity of testing /inspection report & certificate, please contact us at telephone: (86-755) 8307 1443, or email: CN.Doccheck@sgs.com

SGS-CSTC Standards Technical Services (Shanghai) Co., Ltd.
Testing Center EMC Laboratory
NO.588 West Jindu Road, Songjiang District, Shanghai, China 201612
中国·上海·松江区金都西路588号 邮编: 201612

t(86-21)61915666 f(86-21)61915678 www.sgsgroup.com.cn
t(86-21)61915666 f(86-21)61915678 e.sgs.china@sgs.com

Mode:a; Polarization:Vertical



Antenna Polarity :VERTICAL

EUT/Project :10786CR

Test mode :a

	Freq	Read Level	Antenna Factor	Cable Loss	Preamp Factor	Emission Level	Limit	Over Limit	Remark
	MHz	dBuV	dB/m	dB	dB	dBuV/m	dBuV/m	dB	
1	39.994	55.47	13.20	0.88	32.02	37.53	40.00	-2.47	QP
2	53.318	54.18	13.49	1.04	31.90	36.81	40.00	-3.19	QP
3	56.593	53.45	13.30	1.08	31.80	36.03	40.00	-3.97	QP
4	63.313	55.22	12.62	1.15	31.49	37.50	40.00	-2.50	QP
5	113.316	60.86	10.40	1.60	31.59	41.27	43.50	-2.23	QP
6	216.783	59.75	9.70	2.36	31.19	40.62	46.00	-5.38	QP

Note:Emission Level=Read Level+Antenna Factor+Cable loss-Preamp Factor



Unless otherwise agreed in writing, this document is issued by the Company subject to its General Conditions of Service printed overleaf, available on request or accessible at <http://www.sgs.com/en/Terms-and-Conditions.aspx> and, for electronic format documents, subject to Terms and Conditions for Electronic Documents at <http://www.sgs.com/en/Terms-and-Conditions/Terms-e-Documents.aspx>. Attention is drawn to the limitation of liability, indemnification and jurisdiction issues defined therein. Any holder of this document is advised that information contained hereon reflects the Company's findings at the time of its intervention only and within the limits of Client's instructions, if any. The Company's sole responsibility is to its Client and this document does not exonerate parties to a transaction from exercising all their rights and obligations under the transaction documents. This document cannot be reproduced except in full, without prior written approval of the Company. Any unauthorized alteration, forgery or falsification of the content or appearance of this document is unlawful and offenders may be prosecuted to the fullest extent of the law. Unless otherwise stated the results shown in this test report refer only to the sample(s) tested and such sample(s) are retained for 30 days only.

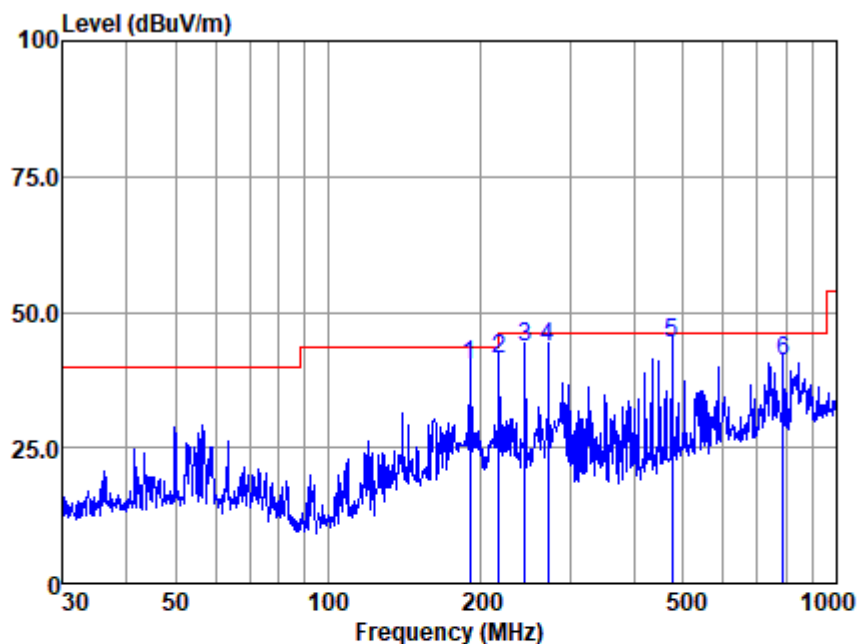
Attention: To check the authenticity of testing /inspection report & certificate, please contact us at telephone: (86-755) 8307 1443, or email: CN.Doccheck@sgs.com

SGS-CSTC Standards Technical Services (Shanghai) Co., Ltd.
Testing Center EMC Laboratory
NO.588 West Jindu Road, Songjiang District, Shanghai, China 201612
中国·上海·松江区金都西路588号 邮编: 201612

t(86-21)61915666 f(86-21)61915678 www.sgsgroup.com.cn
t(86-21)61915666 f(86-21)61915678 e.sgs.china@sgs.com

RFID 2:

Mode:a; Polarization:Horizontal



Antenna Polarity :HORIZONTAL

EUT/Project :10786CR

Test mode :a

	Freq	Read Level	Antenna Factor	Cable Loss	Preamp Factor	Emission Level	Limit Line	Over Limit	Remark
	MHz	dBuV	dB/m	dB	dB	dBuV/m	dBuV/m	dB	
1	189.739	59.50	10.50	2.15	31.74	40.41	43.50	-3.09	QP
2	216.783	60.62	9.70	2.36	31.19	41.49	46.00	-4.51	QP
3	244.232	60.76	11.21	2.56	31.09	43.44	46.00	-2.56	QP
4	271.325	59.42	12.55	2.72	31.29	43.40	46.00	-2.60	QP
5	475.499	54.47	17.20	3.46	30.73	44.40	46.00	-1.60	QP
6	787.851	46.79	22.26	4.46	32.43	41.08	46.00	-4.92	QP

Note:Emission Level=Read Level+Antenna Factor+Cable loss-Preamp Factor



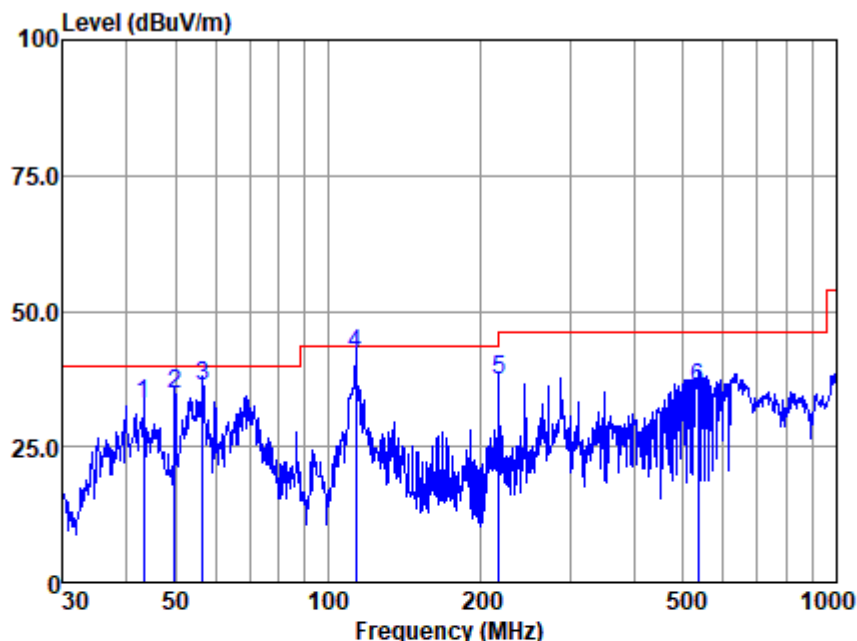
Unless otherwise agreed in writing, this document is issued by the Company subject to its General Conditions of Service printed overleaf, available on request or accessible at <http://www.sgs.com/en/Terms-and-Conditions.aspx> and, for electronic format documents, subject to Terms and Conditions for Electronic Documents at <http://www.sgs.com/en/Terms-and-Conditions/Terms-e-Documents.aspx>. Attention is drawn to the limitation of liability, indemnification and jurisdiction issues defined therein. Any holder of this document is advised that information contained hereon reflects the Company's findings at the time of its intervention only and within the limits of Client's instructions, if any. The Company's sole responsibility is to its Client and this document does not exonerate parties to a transaction from exercising all their rights and obligations under the transaction documents. This document cannot be reproduced except in full, without prior written approval of the Company. Any unauthorized alteration, forgery or falsification of the content or appearance of this document is unlawful and offenders may be prosecuted to the fullest extent of the law. Unless otherwise stated the results shown in this test report refer only to the sample(s) tested and such sample(s) are retained for 30 days only.

Attention: To check the authenticity of testing /inspection report & certificate, please contact us at telephone: (86-755) 8307 1443, or email: CN.Doccheck@sgs.com

SGS-CSTC Standards Technical Services (Shanghai) Co., Ltd.
Testing Center EMC Laboratory
NO.588 West Jindu Road, Songjiang District, Shanghai, China 201612
中国·上海·松江区金都西路588号 邮编: 201612

t(86-21)61915666 f(86-21)61915678 www.sgsgroup.com.cn
t(86-21)61915666 f(86-21)61915678 e.sgs.china@sgs.com

Mode:a; Polarization:Vertical



Antenna Polarity :VERTICAL

EUT/Project :10786CR

Test mode :a

	Freq	Read Level	Antenna Factor	Cable Loss	Preamp Factor	Emission Level	Limit Line	Over Limit	Remark
	MHz	dBuV	dB/m	dB	dB	dBuV/m	dBuV/m	dB	
1	43.202	50.79	13.39	0.92	32.12	32.98	40.00	-7.02	QP
2	49.881	52.03	13.69	1.00	32.06	34.66	40.00	-5.34	QP
3	56.593	53.56	13.30	1.08	31.80	36.14	40.00	-3.86	QP
4	113.316	61.67	10.40	1.60	31.59	42.08	43.50	-1.42	QP
5	216.783	56.56	9.70	2.36	31.19	37.43	46.00	-8.57	QP
6	535.707	44.82	18.13	3.69	30.85	35.79	46.00	-10.21	QP

Note:Emission Level=Read Level+Antenna Factor+Cable loss-Preamp Factor



Unless otherwise agreed in writing, this document is issued by the Company subject to its General Conditions of Service printed overleaf, available on request or accessible at <http://www.sgs.com/en/Terms-and-Conditions.aspx> and, for electronic format documents, subject to Terms and Conditions for Electronic Documents at <http://www.sgs.com/en/Terms-and-Conditions/Terms-e-Documents.aspx>. Attention is drawn to the limitation of liability, indemnification and jurisdiction issues defined therein. Any holder of this document is advised that information contained hereon reflects the Company's findings at the time of its intervention only and within the limits of Client's instructions, if any. The Company's sole responsibility is to its Client and this document does not exonerate parties to a transaction from exercising all their rights and obligations under the transaction documents. This document cannot be reproduced except in full, without prior written approval of the Company. Any unauthorized alteration, forgery or falsification of the content or appearance of this document is unlawful and offenders may be prosecuted to the fullest extent of the law. Unless otherwise stated the results shown in this test report refer only to the sample(s) tested and such sample(s) are retained for 30 days only.

Attention: To check the authenticity of testing /inspection report & certificate, please contact us at telephone: (86-755) 8307 1443, or email: CN.Doccheck@sgs.com

SGS-CSTC Standards Technical Services (Shanghai) Co., Ltd.
Testing Center EMC Laboratory
NO.588 West Jindu Road, Songjiang District, Shanghai, China 201612
中国·上海·松江区金都西路588号 邮编: 201612

t(86-21)61915666 f(86-21)61915678 www.sgsgroup.com.cn
t(86-21)61915666 f(86-21)61915678 e.sgs.china@sgs.com

7.7 99% Bandwidth

Test Requirement RSS-210 A1.3

Test Method: RSS-Gen Section 6.7

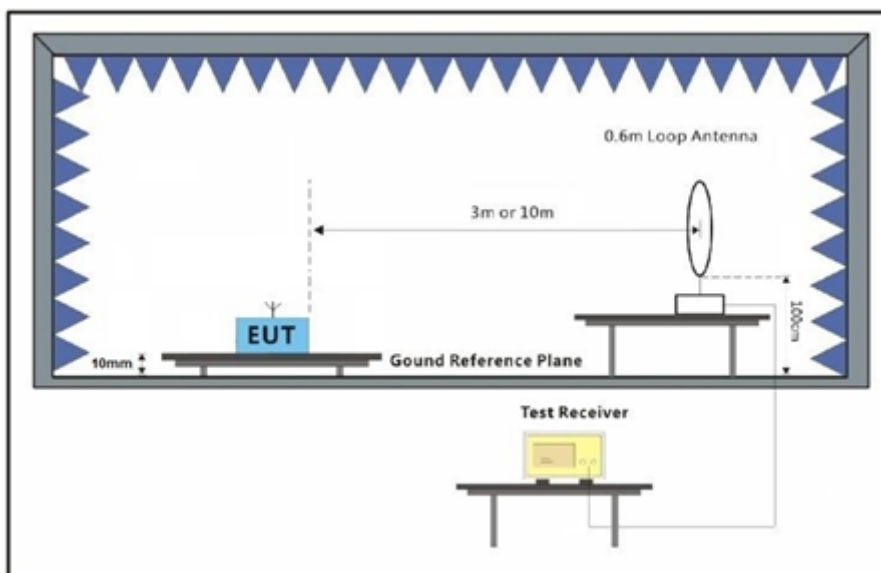
7.7.1 E.U.T. Operation

Operating Environment:

Temperature: 22 °C Humidity: 50 % RH Atmospheric Pressure: 1002 mbar

Test mode a:TX mode_Keep the EUT in transmitting with modulation mode.

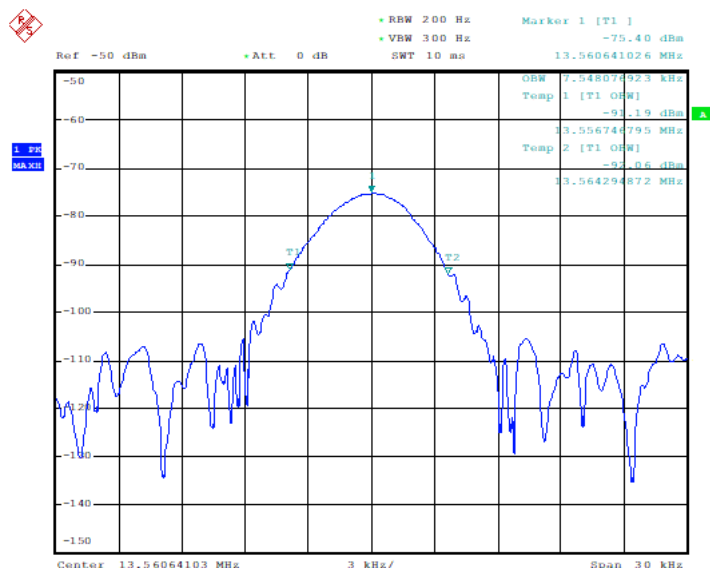
7.7.2 Test Setup Diagram



7.7.3 Measurement Procedure and Data

RFID 1:

Frequency (MHz)	99% bandwidth (kHz)
13.56	7.55



Date: 29. JUL. 2021 19:27:59



Unless otherwise agreed in writing, this document is issued by the Company subject to its General Conditions of Service printed overleaf, available on request or accessible at <http://www.sgs.com/en/Terms-and-Conditions.aspx> and, for electronic format documents, subject to Terms and Conditions for Electronic Documents at <http://www.sgs.com/en/Terms-and-Conditions/Terms-e-Documents.aspx>. Attention is drawn to the limitation of liability, indemnification and jurisdiction issues defined therein. Any holder of this document is advised that information contained hereon reflects the Company's findings at the time of its intervention only and within the limits of Client's instructions, if any. The Company's sole responsibility is to its Client and this document does not exonerate parties to a transaction from exercising all their rights and obligations under the transaction documents. This document cannot be reproduced except in full, without prior written approval of the Company. Any unauthorized alteration, forgery or falsification of the content or appearance of this document is unlawful and offenders may be prosecuted to the fullest extent of the law. Unless otherwise stated the results shown in this test report refer only to the sample(s) tested and such sample(s) are retained for 30 days only.

Attention: To check the authenticity of testing /inspection report & certificate, please contact us at telephone: (86-755) 8307 1443, or email: CN.Doccheck@sgs.com

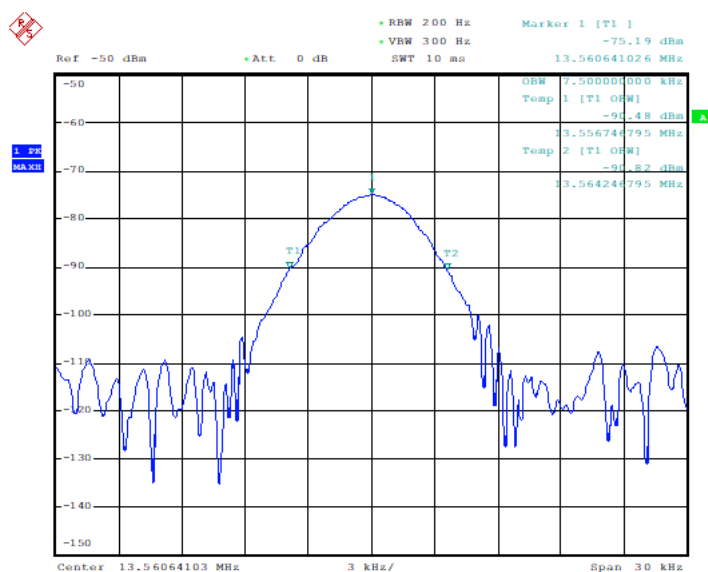
SGS-CSTC Standards Technical Services (Shanghai) Co., Ltd.
Testing Center EMC Laboratory
NO. 588 West Jindu Road, Songjiang District, Shanghai, China 201612
中国·上海·松江区金都西路588号 邮编: 201612

t(86-21) 61915666 f(86-21) 61915678 www.sgsgroup.com.cn
t(86-21) 61915666 f(86-21) 61915678 e.sgs.china@sgs.com



RFID 2:

Frequency (MHz)	99% bandwidth (kHz)
13.56	7.50



Date: 29.JUL.2021 19:28:24

SGS-CSTC Standards Technical Services (Shanghai) Co., Ltd.
Testing Center EMC Laboratory

Unless otherwise agreed in writing, this document is issued by the Company subject to its General Conditions of Service printed overleaf, available on request or accessible at <http://www.sgs.com/en/Terms-and-Conditions.aspx> and, for electronic format documents, subject to Terms and Conditions for Electronic Documents at <http://www.sgs.com/en/Terms-and-Conditions/Terms-e-Documents.aspx>. Attention is drawn to the limitation of liability, indemnification and jurisdiction issues defined therein. Any holder of this document is advised that information contained hereon reflects the Company's findings at the time of its intervention only and within the limits of Client's instructions, if any. The Company's sole responsibility is to its Client and this document does not exonerate parties to a transaction from exercising all their rights and obligations under the transaction documents. This document cannot be reproduced except in full, without prior written approval of the Company. Any unauthorized alteration, forgery or falsification of the content or appearance of this document is unlawful and offenders may be prosecuted to the fullest extent of the law. Unless otherwise stated the results shown in this test report refer only to the sample(s) tested and such sample(s) are retained for 30 days only.

Attention: To check the authenticity of testing / inspection report & certificate, please contact us at telephone: (86-755) 8307 1443, or email: CN.Doccheck@sgs.com

NO.588 West Jindu Road, Songjiang District, Shanghai, China 201612
中国·上海·松江区金都西路588号 邮编: 201612

t(86-21)61915666 f(86-21)61915678 www.sgsgroup.com.cn
t(86-21)61915666 f(86-21)61915678 e.sgs.china@sgs.com



8 Test Setup Photographs

Refer to the < Test Setup photos-FCC>.

9 EUT Constructional Details

Refer to the < External Photos > & < Internal Photos >.

- End of the Report -



Unless otherwise agreed in writing, this document is issued by the Company subject to its General Conditions of Service printed overleaf, available on request or accessible at <http://www.sgs.com/en/Terms-and-Conditions.aspx> and, for electronic format documents, subject to Terms and Conditions for Electronic Documents at <http://www.sgs.com/en/Terms-and-Conditions/Terms-e-Documents.aspx>. Attention is drawn to the limitation of liability, indemnification and jurisdiction issues defined therein. Any holder of this document is advised that information contained hereon reflects the Company's findings at the time of its intervention only and within the limits of Client's instructions, if any. The Company's sole responsibility is to its Client and this document does not exonerate parties to a transaction from exercising all their rights and obligations under the transaction documents. This document cannot be reproduced except in full, without prior written approval of the Company. Any unauthorized alteration, forgery or falsification of the content or appearance of this document is unlawful and offenders may be prosecuted to the fullest extent of the law. Unless otherwise stated the results shown in this test report refer only to the sample(s) tested and such sample(s) are retained for 30 days only.
Attention: To check the authenticity of testing / inspection report & certificate, please contact us at telephone: (86-755) 8307 1443, or email: CN.Doccheck@sgs.com