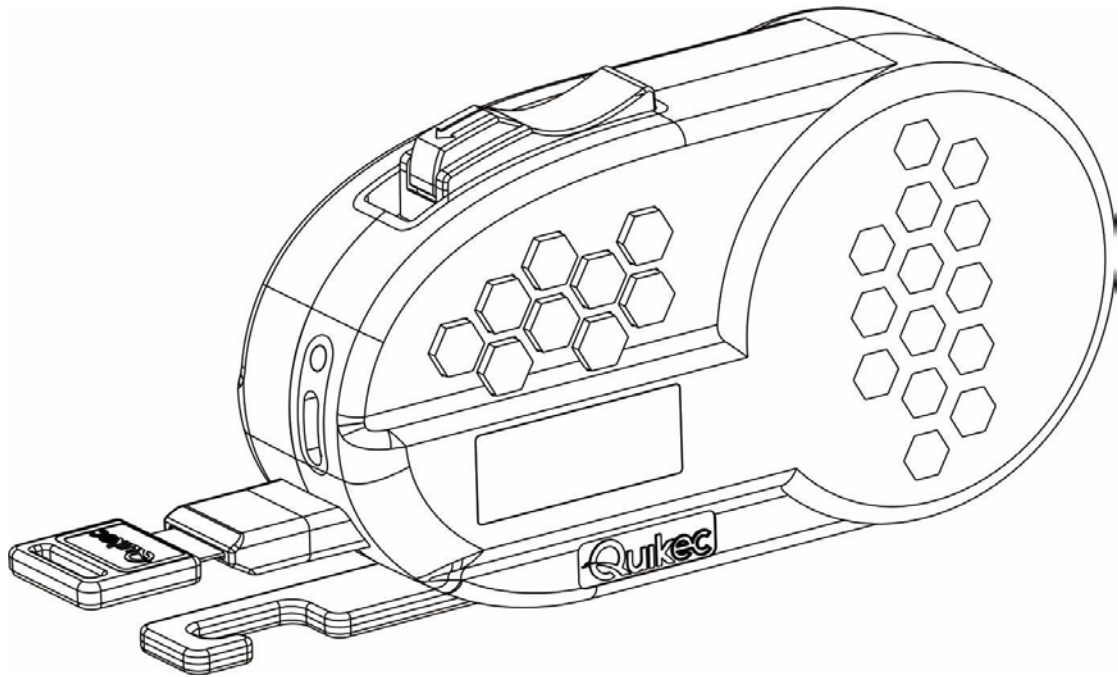
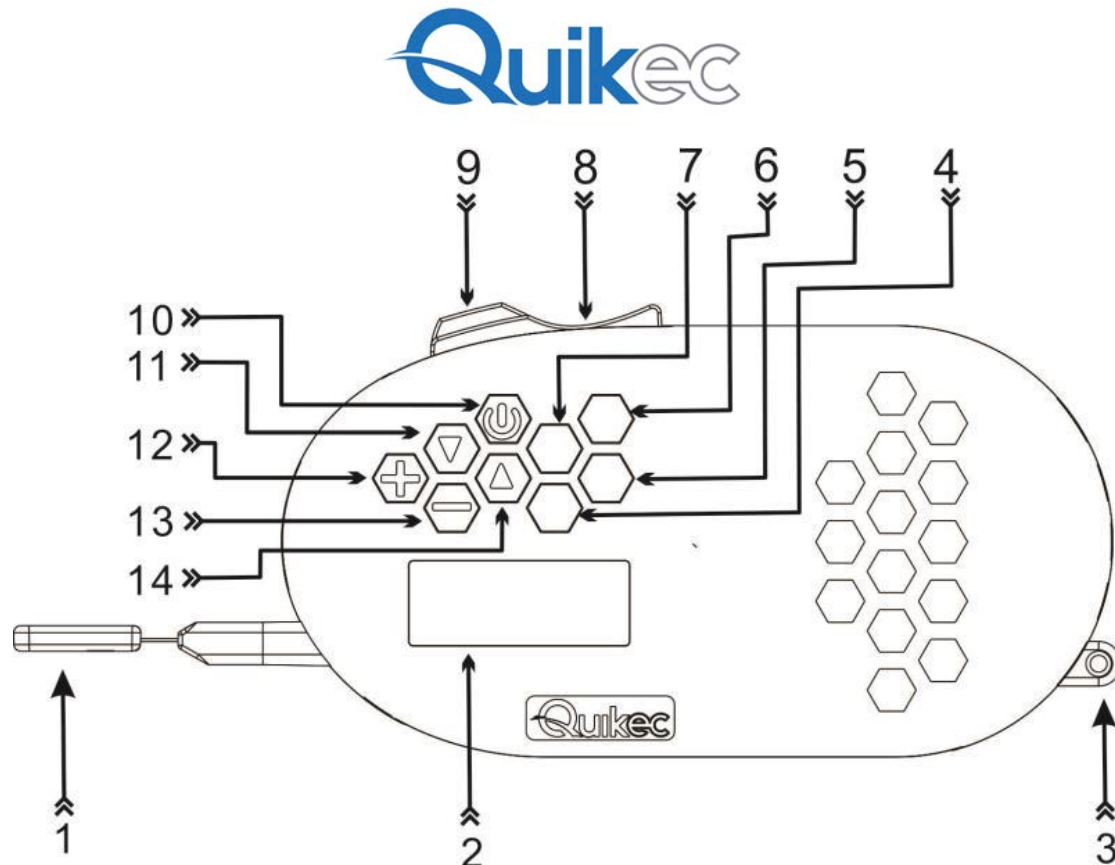




Quikec R401

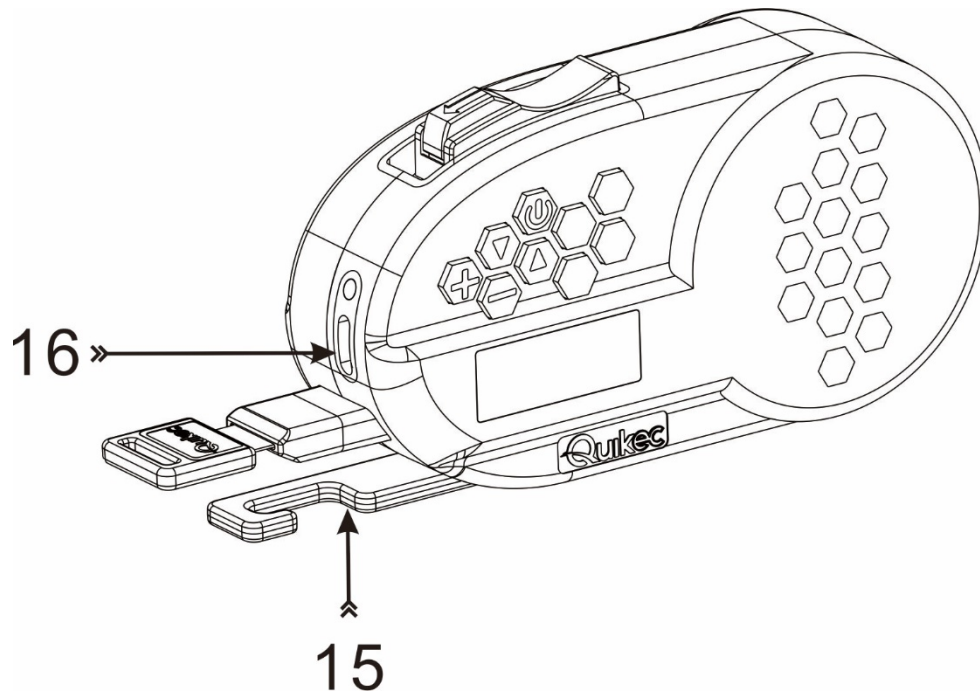


Smart Electronic Tape

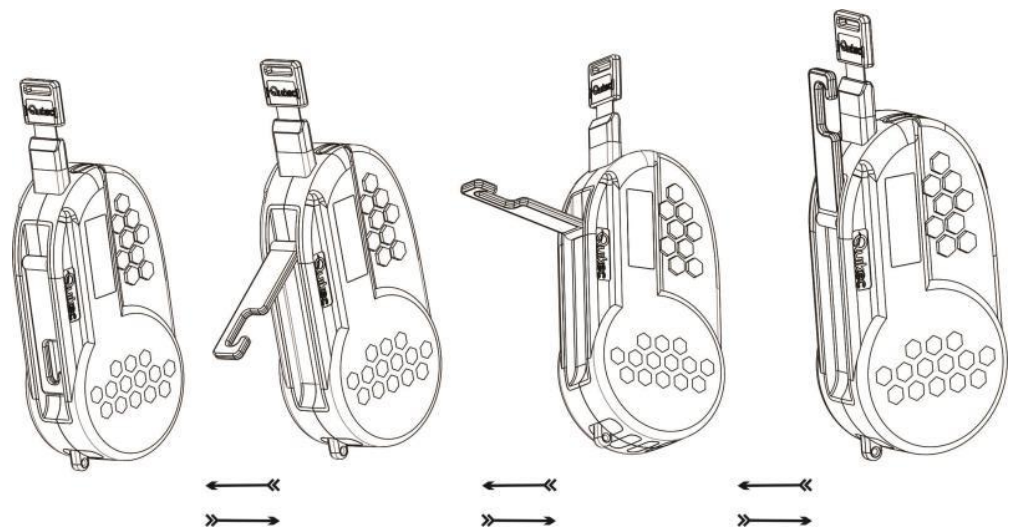


| | |
|----|--|
| 1 | Plastic cap for the tape |
| 2 | LCD display |
| 3 | Eyelet |
| 4 | Yellow – Customizable by user* |
| 5 | Green – Measure Unit switch: inch / cm |
| 6 | Blue – M+Add the current value to the stored value in the memory register until click "confirm". And the value will be cleaned |
| 7 | Red – Customizable by user* |
| 8 | Lock (Stop tape retracted) |
| 9 | Confirm (Single click) Cancel (Double click) |
| 10 | Switch on / off (press & hold 3 seconds) |
| 11 | Move Down (Single click) Move Right (Double click) |
| 12 | Plus |
| 13 | Minus |
| 14 | Move Up (Single click) Move Left (Double click) |

*User can setup required function for the buttons through Quikec Mobile Apps



| | |
|----|---|
| 15 | Plastic hook (for measuring Stretchy fabric and elastic band) |
| 16 | USB Type-C Charger port |





This device is in compliance with the essential requirements and other relevant provisions of Directive 2014/53/EU. All essential radio test suites have been carried out.

The device has been evaluated to meet general RF exposure requirements. The device can be used in portable exposure conditions without restriction.

Caution: Changes or modifications to this unit not expressly approved by the party responsible for compliance could void the user's authority to operate the equipment.

FCC Statements:

This device complies with Part 15 of the FCC Rules. Operation is subject to the following two conditions:

- (1) This device may not cause harmful interference, and
- (2) this device must accept any interference received, including interference that may cause undesired operation.

NOTE:

This equipment has been tested and found to comply with the limits for a Class B digital device, pursuant to Part 15 of the FCC Rules. These limits are designed to provide reasonable protection against harmful interference in a residential installation. This equipment generates, uses and can radiate radio frequency energy and, if not installed and used in accordance with the instructions, may cause harmful interference to radio communications. However, there is no guarantee that interference will not occur in a particular installation.

If this equipment does cause harmful interference to radio or television reception, which can be determined by turning the equipment off and on, the user is encouraged to try to correct the interference by one or more of the following measures:

- Reorient or relocate the receiving antenna.
- Increase the separation between the equipment and receiver.
- Connect the equipment into an outlet on a circuit different from that to which the receiver is connected.
- Consult the dealer or an experienced radio/TV technician for help.

FCC ID: 2AYHC-R401