75.00 mm

75.00 mm

15W车载空气净化无线充

使用說明書

QTU201

产品介绍

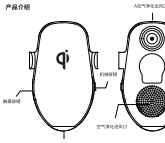

车载空气净化无线充是一款车载使用的空气净化带无线充电产品。智能识别控制，智能感应，触摸控制收缩，2.5D钢化玻璃表面，TYPE-C接口电源，单手操作即可使用，支持带有无线充电功能的手机放在产品表面就可以充电，上电产品内的空气净化系统即工作，空气由抽风机吸入产品内经过紫外线杀毒净化后出。

产品参数

产品名称: 车载空气净化无线充
产品型号 QTU201
输入参数 12V/1.5A 支持QC3.0充电
输出参数 15W MAX
感应距离 ≤6mm
紫外线空气净化波段 185nm与254nm
工作温度 -10℃~40℃
产品尺寸 120.5mm*74.5mm*43.4mm

使用说明

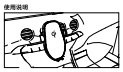

1.使用车载空气无线充的固定夹将车载空气无线充固定在出风口上，将12V/1.5A或支持QC3.0车载充电器插入汽车的点烟口或电源口中，将车载的充电线USB-A端入车载充电器USB口,通过TYPE-C接口连接到车载空气净化无线充，上电后空气净化功能开始工作，车载充电器两侧夹臂会自动打开即可开始正常使用。

2.将无线充电手机放入支架内,按摩感应后夹臂会自动夹紧，手机开始充电。

3.手机充电时,需保持手机紧贴无线车充表面,充电效果更好。

4.需取下手机时,只需触摸侧面触摸开关或轻按机械开关，夹臂会自动打开，取下手机，但空气净化功能会持续工作，当无线充电车载无线充电功能才会停止。

注意事项

1.需使用标配大功率车充电源线和支持Qi标准的无线充电功率的手机。
2.建议使用手机的宽度范围为68~85mm，实际最大开启宽度制造工艺，测量方法的不同可能有误差，请以实际使用为准。
3.如手机有配备手机壳，注意不能使用背部有金属的手机壳，日手机厚度不超过3mm。
4.不支持无线充电功能的手机，也可使用车充充架功能，进行有线充电。
5.测试支架和车充表面应清洁平整。由于背胶粘性较强，粘牢之前慢行拆除可能会损伤汽车内饰，请仔细查看说明书。
6.Type-C端口仅支持QC3.0标准快充协议的车载充电器。

FCC声明:

本设备符合FCC规则的第15部分。操作需符合以下两个条件:
(1) 本设备不会造成有害干扰, 以及
(2) 本设备必须能够接受接收到的任何干扰, 包括可能导致意外操作的干扰

警告:未经合规责任方明确批准的变更或修改可能会导致用户丧失对本设备的操作权限。

注意: 根据FCC规则第15部分的规定, 本设备已通过测试并符合B类数字设备的限制。这些限制是计划于对住宅装置所有害干扰提供合理的保护。本设备会对辐射频率能量产生影响, 如不按照说明安装和使用, 可能会对无线电通信造成有害干扰。且无法完全保证在特定安装中不会发生干扰。如果本设备确实对广播或电视接收造成了有害干扰, 可以通过关闭和打开设备来确定, 建议用户尝试通过以下一种或多种措施来纠正干扰:

重新调整或定位接收天线的方向。
增加设备和接收器之间的距离。
将设备连接到不同于接收器所连接电路的插座之上。
咨询经销商或经验丰富的无线电/电视技术人员以获取帮助。

FCC辐射暴露声明:

本设备符合FCC针对非受控环境规定的辐射暴露限值。在安装和操作本设备时, 散热器与您身体之间的最小距离应保持在20厘米以内。

75.00 mm

75.00 mm

15W Wireless Charging
Car Holder

MANUAL

QTU201

Product introduction

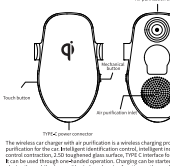

The wireless car charger with air purification is a wireless charging product with air purification for the car. Intelligent identification control, intelligent induction, touch control contraction, 2.5D toughened glass surface, TYPE-C interface for power supply. It can be used through one-handed operation. Charging can be started only by placing the mobile phone with wireless charging function on the product surface. The air purification system in the product will work immediately after power-on. The air is sucked into the product by the exhaust fan, and flows out through ultraviolet disinfection and purification.

Product parameters

Product name	Wireless car charger with air purification
Product model	QTU201
Input parameters	12V/1.5A QC3.0 supporting car charger
Output parameter	15WMAX
Sensing distance	≤6mm
Ultraviolet air purification wave band	185nm and 254nm
Operating temperature	-10℃ to 40℃
Product dimensions	120.5mm*74.5mm*43.4mm

Instructions for use

1. Use the retaining clip of the wireless car charger with air purification to fix it on the air outlet. Insert 12V/1.5A or QC3.0 supporting car charger into the cigarette lighter or power outlet of the car, and connect the data cable of the car charger with the USB port of the car charger, and connect it to the wireless car charger with air purification through the TYPE-C interface. After power on, the air purification function will start to work, and the clamp arms on both sides of the car charger will automatically open, so as to start normal use.



2. Put the wireless charging mobile phone into the holder, the clamp arms will clamp it automatically after coil induction, and the mobile phone will start charging

3. During charging, keep the mobile phone close to the surface of the wireless car charger for better charging effects.

4. To remove the mobile phone, just touch the side touch switch, or lightly press the mechanical switch, the clamp arm will be automatically opened to remove the mobile phone, but the air purification function will continue to work. The air purification function will stop when the wireless car charger has no power.

Precautions

1. The standard high-power car charger power cord and the mobile phone with wireless charging power supporting Qi standard shall be used.
2. The recommended width of the mobile phone is 68-85 mm. The actual maximum opening width of the clamp arm shall be subject to the manufacturing process and measurement method. Please refer to the actual use.
3. If the mobile phone is equipped with a case, be careful not to use a case with metal back, and the thickness of the case shall not exceed 3mm.
4. For mobile phones that do not support wireless charging, the car charger holding function can also be used for wired charging.
5. The surface of the attached holder shall be clean and flat. Due to strong adhesiveness of the back adhesive, please carefully read the instructions to avoid damage the interior. It is recommended to contact a professional organization for handling.
6. Type-C port only supports car chargers with QC3.0 standard fast charging protocol.

FCC STATEMENT :

This device complies with Part 15 of the FCC Rules. Operation is subject to the following two conditions:
(1) This device may not cause harmful interference, and
(2) This device must accept any interference received, including interference that may cause undesired operation.
Warning: Changes or modifications not expressly approved by the party responsible for compliance could void the user's authority to operate the equipment.

NOTE: This equipment has been tested and found to comply with the limits for a Class B digital device, pursuant to Part 15 of the FCC Rules. These limits are designed to provide reasonable protection against harmful interference in a residential installation. This equipment generates uses and can radiate radio frequency energy and, if not installed and used in accordance with the instructions, may cause harmful interference to radio communications. However, there is no guarantee that interference will not occur in a particular installation. If this equipment does cause harmful interference to radio or television reception, which can be determined by turning the equipment off and on, the user is encouraged to try to correct the interference by one or more of the following measures:
Reorient or relocate the receiving antenna.
Increase the separation between the equipment and receiver.
Connect the equipment into an outlet on a circuit different from that to which the receiver is connected.
Consult the dealer or an experienced radio/TV technician for help.

FCC Radiation Exposure Statement:

This equipment complies with FCC radiation exposure limits set forth for an uncontrolled environment. This equipment should be installed and operated with minimum distance 20cm between the radiator & your body.