



FCC RF Test Report

APPLICANT : Pietersite Unakite LLC
EQUIPMENT : Media Receiver
MODEL NAME : SP2R8N
FCC ID : 2AYEL-7282
STANDARD : FCC Part 15 Subpart C §15.247
CLASSIFICATION : (DTS) Digital Transmission System
TEST DATE(S) : May 13, 2021 ~ May 17, 2021

We, Sporton International (Kunshan) Inc., would like to declare that the tested sample has been evaluated in accordance with the test procedures and has been in compliance with the applicable technical standards.

The test results in this report apply exclusively to the tested model / sample. Without written approval of Sporton International (Kunshan) Inc., the test report shall not be reproduced except in full.

Jason Jia

Reviewed by: Jason Jia / Supervisor

Alex Wang

Approved by: Alex Wang / Manager



Sporton International (Kunshan) Inc.

**No. 1098, Pengxi North Road, Kunshan Economic Development Zone Jiangsu Province 215300
People's Republic of China**



TABLE OF CONTENTS

REVISION HISTORY.....	3
SUMMARY OF TEST RESULT	4
1 GENERAL DESCRIPTION.....	5
1.1 Applicant.....	5
1.2 Product Feature of Equipment Under Test.....	5
1.3 Product Specification of Equipment Under Test.....	5
1.4 Modification of EUT	5
1.5 Testing Location	6
1.6 Test Software.....	6
1.7 Applicable Standards.....	6
2 TEST CONFIGURATION OF EQUIPMENT UNDER TEST.....	7
2.1 Carrier Frequency Channel	7
2.2 Test Mode.....	8
2.3 Connection Diagram of Test System.....	9
2.4 Support Unit used in test configuration and system	10
2.5 EUT Operation Test Setup	10
2.6 Measurement Results Explanation Example.....	10
3 TEST RESULT	11
3.1 6dB Bandwidth Measurement	11
3.2 Output Power Measurement.....	16
3.3 Power Spectral Density Measurement	17
3.4 Conducted Band Edges and Spurious Emission Measurement	26
3.5 Radiated Band Edges and Spurious Emission Measurement	35
3.6 AC Conducted Emission Measurement.....	39
3.7 Antenna Requirements.....	41
4 LIST OF MEASURING EQUIPMENT.....	42
5 UNCERTAINTY OF EVALUATION.....	43
APPENDIX A. CONDUCTED TEST RESULTS	
APPENDIX B. AC CONDUCTED EMISSION TEST RESULT	
APPENDIX C. RADIATED SPURIOUS EMISSION	
APPENDIX D. RADIATED SPURIOUS EMISSION PLOTS	
APPENDIX E. DUTY CYCLE PLOTS	



REVISION HISTORY

REPORT NO.	VERSION	DESCRIPTION	ISSUED DATE
FR121032-01	Rev. 01	Initial issue of report	Jun. 15, 2021

SUMMARY OF TEST RESULT

Report Section	FCC Rule	Description	Limit	Result
3.1	15.247(a)(2)	6dB Bandwidth	$\geq 0.5\text{MHz}$	Pass
3.2	15.247(b)(3)	Peak Output Power	$\leq 30\text{dBm}$	Pass
3.3	15.247(e)	Power Spectral Density	$\leq 8\text{dBm}/3\text{kHz}$	Pass
3.4	15.247(d)	Conducted Band Edges and Spurious Emission	$\leq 20\text{dBc}$	Pass
3.5	15.247(d)	Radiated Band Edges and Spurious Emission	15.209(a) & 15.247(d)	Pass
3.6	15.207	AC Conducted Emission	15.207(a)	Pass
3.7	15.203 & 15.247(b)	Antenna Requirement	N/A	N/A

Declaration of Conformity:

The test results with all measurement uncertainty excluded are presented in accordance with the regulation limits or requirements declared by manufacturers.

Comments and Explanations:

The declared of product specification for EUT presented in the report are provided by the manufacturer, and the manufacturer takes all the responsibilities for the accuracy of product specification.



1 General Description

1.1 Applicant

Pietersite Unakite LLC

1024 Iron Point Road Folsom, CA 95630

1.2 Product Feature of Equipment Under Test

Product Feature	
Equipment	Media Receiver
Model Name	SP2R8N
FCC ID	2AYEL-7282
EUT supports Radios application	Bluetooth LE NFC

1.3 Product Specification of Equipment Under Test

Standards-related Product Specification	
Tx/Rx Frequency Range	2402 MHz ~ 2480 MHz
Number of Channels	40
Carrier Frequency of Each Channel	40 Channel(37 hopping + 3 advertising channel)
Maximum Output Power to Antenna	Bluetooth LE 1Mbps: 4.86 dBm (0.0031 W) Bluetooth LE 2Mbps: 4.84 dBm (0.0030 W)
Antenna Type / Gain	PIFA Antenna with gain 2.11 dBi
Type of Modulation	Bluetooth LE : GFSK

1.4 Modification of EUT

No modifications are made to the EUT during all test items.

1.5 Testing Location

Sporton International (Kunshan) Inc. is accredited to ISO/IEC 17025:2017 by American Association for Laboratory Accreditation with Certificate Number 5145.02.

Test Firm	Sporton International (Kunshan) Inc.		
Test Site Location	No. 1098, Pengxi North Road, Kunshan Economic Development Zone Jiangsu Province 215300 People's Republic of China TEL : +86-512-57900158 FAX : +86-512-57900958		
Test Site No.	Sporton Site No.	FCC Designation No.	FCC Test Firm Registration No.
	CO01-KS 03CH06-KS TH01-KS	CN1257	314309

1.6 Test Software

Item	Site	Manufacturer	Name	Version
1.	03CH06-KS	AUDIX	E3	6.2009-8-24a1
2.	CO01-KS	Rohde&Schwarz	EMC32	10.60.0.0

1.7 Applicable Standards

According to the specifications of the manufacturer, the EUT must comply with the requirements of the following standards:

- 47 CFR Part 15 Subpart C §15.247
- FCC KDB 558074 D01 15.247 Meas Guidance v05r02
- ANSI C63.10-2013

Remark: All test items were verified and recorded according to the standards and without any deviation during the test.



2 Test Configuration of Equipment Under Test

2.1 Carrier Frequency Channel

Frequency Band	Channel	Freq. (MHz)	Channel	Freq. (MHz)
2400-2483.5 MHz	0	2402	21	2444
	1	2404	22	2446
	2	2406	23	2448
	3	2408	24	2450
	4	2410	25	2452
	5	2412	26	2454
	6	2414	27	2456
	7	2416	28	2458
	8	2418	29	2460
	9	2420	30	2462
	10	2422	31	2464
	11	2424	32	2466
	12	2426	33	2468
	13	2428	34	2470
	14	2430	35	2472
	15	2432	36	2474
	16	2434	37	2476
	17	2436	38	2478
	18	2438	39	2480
	19	2440	-	-
	20	2442	-	-

2.2 Test Mode

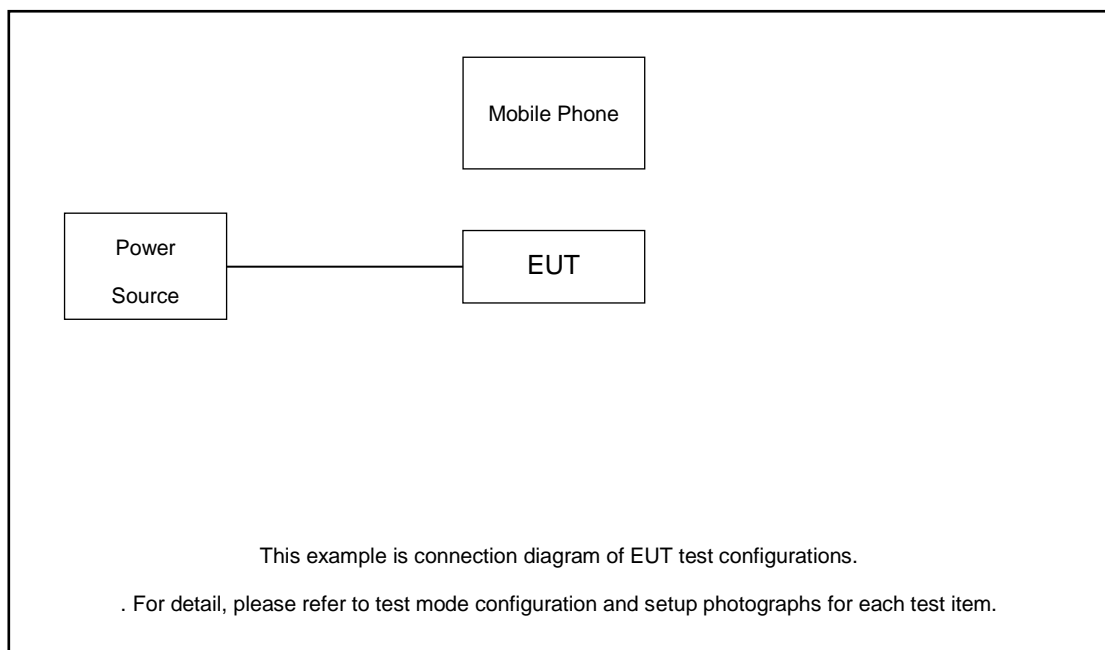
- a. The EUT has been associated with peripherals and configuration operated in a manner tended to maximize its emission characteristics in a typical application. Frequency range investigated: conduction emission (150 kHz to 30 MHz), radiation emission (9 kHz to the 10th harmonic of the highest fundamental frequency or to 40 GHz, whichever is lower). For radiated measurement, pre-scanned in three orthogonal panels, X, Y, Z. The worst cases(X-Plane) were recorded in this report.
- b. AC power line Conducted Emission was tested under maximum output power.

The following summary table is showing all test modes to demonstrate in compliance with the standard.

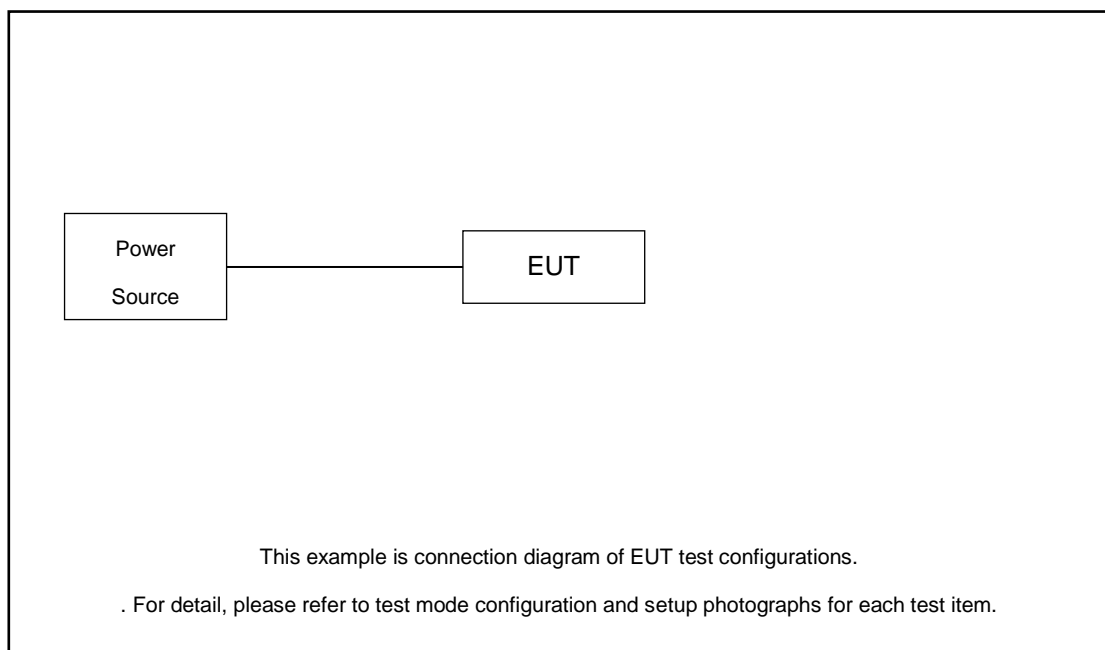
Summary table of Test Cases	
Test Item	Data Rate / Modulation
	Bluetooth – LE / GFSK
Conducted TCs	Mode 1: Bluetooth Tx CH00_2402 MHz Mode 2: Bluetooth Tx CH19_2440 MHz Mode 3: Bluetooth Tx CH39_2480 MHz
Radiated TCs	Mode 1: Bluetooth Tx CH00_2402 MHz Mode 2: Bluetooth Tx CH19_2440 MHz Mode 3: Bluetooth Tx CH39_2480 MHz
AC Conducted Emission	Mode 1: Bluetooth Link + Battery + Cradle (Charging from Adapter)
Remark: For Radiated Test Cases, The tests were performed with Adapter and cradle.	

2.3 Connection Diagram of Test System

For Conducted Emission



For Radiated Emission



2.4 Support Unit used in test configuration and system

Item	Equipment	Model Name	FCC ID	Data Cable	Power Cord
1.	Mobile Phone	XT1952-1	N/A	N/A	N/A
2.	Adapter	N/A	N/A	N/A	N/A

2.5 EUT Operation Test Setup

For BLE function, the engineering test program was provided and enabled to make EUT continuous transmit/receive.

For AC power line conducted emissions, the EUT was set to connect with the Mobile phone under large package sizes transmission.

2.6 Measurement Results Explanation Example

For all conducted test items:

The offset level is set in the spectrum analyzer to compensate the RF cable loss and attenuator factor between EUT conducted output port and spectrum analyzer. With the offset compensation, the spectrum analyzer reading level is exactly the EUT RF output level.

Example :

The spectrum analyzer offset is derived from RF cable loss.

Offset = RF cable loss.

Following shows an offset computation example with cable loss 6.00 dB.

$$\begin{aligned}\text{Offset(dB)} &= \text{RF cable loss(dB)} \\ &= 6.00 \text{ (dB)}\end{aligned}$$

3 Test Result

3.1 6dB Bandwidth Measurement

3.1.1 Limit of 6dB Bandwidth

The minimum 6 dB bandwidth shall be at least 500 kHz.

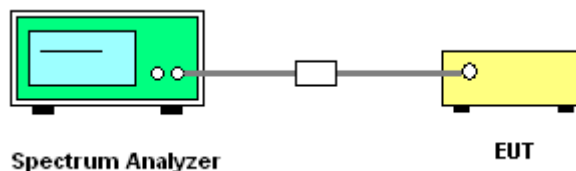
3.1.2 Measuring Instruments

The section 4.0 of List of Measuring Equipment of this test report is used for test.

3.1.3 Test Procedures

1. The testing follows ANSI C63.10-2013 clause 11.8
2. The RF output of EUT was connected to the spectrum analyzer by RF cable and attenuator. The path loss was compensated to the results for each measurement.
3. Set to the maximum power setting and enable the EUT transmit continuously.
4. Make the measurement with the spectrum analyzer's resolution bandwidth (RBW) = 100 kHz. Set the Video bandwidth (VBW) = 300 kHz. In order to make an accurate measurement. The 6 dB bandwidth must be greater than 500 kHz.
5. Measure and record the results in the test report.

3.1.4 Test Setup



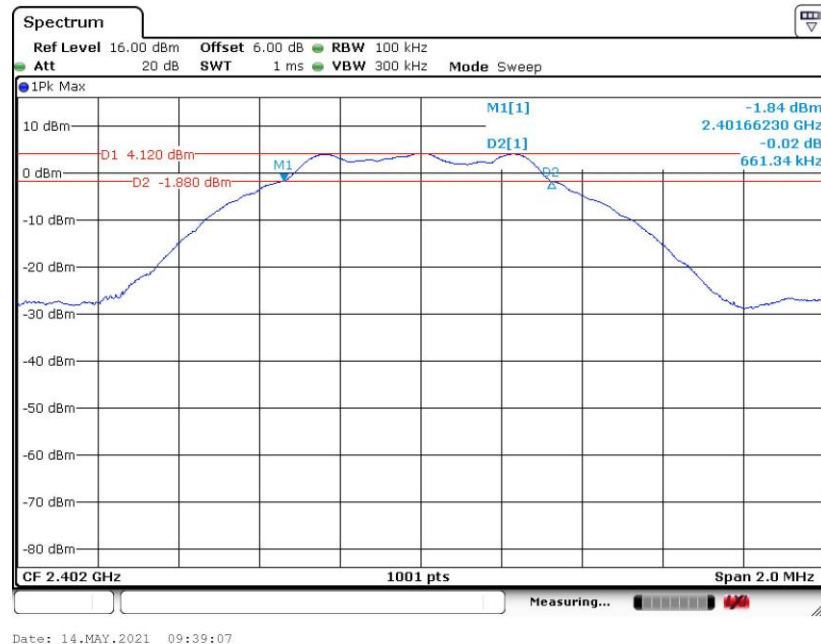


3.1.5 Test Result of 6dB Bandwidth

Please refer to Appendix A.

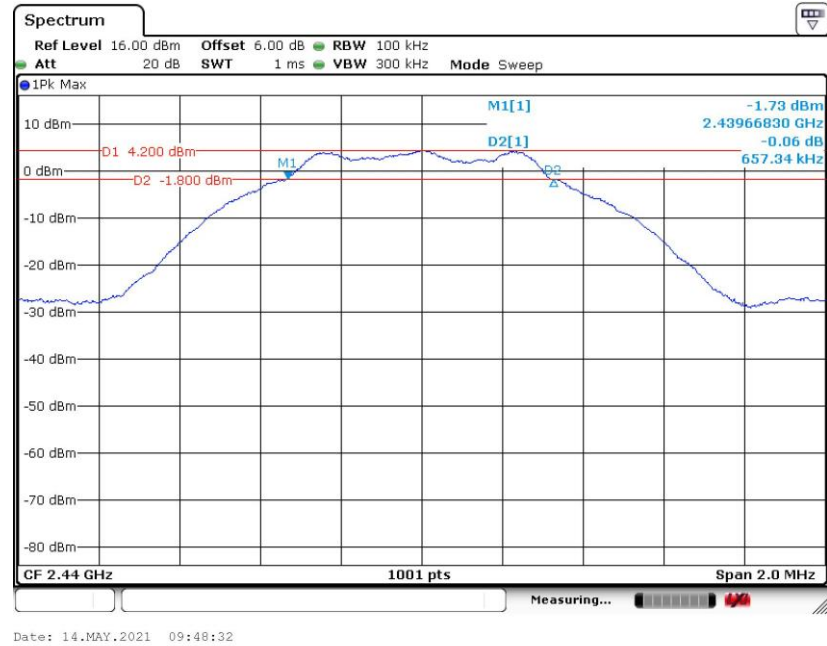
Bluetooth LE 1Mbps

6 dB Bandwidth Plot on Channel 00

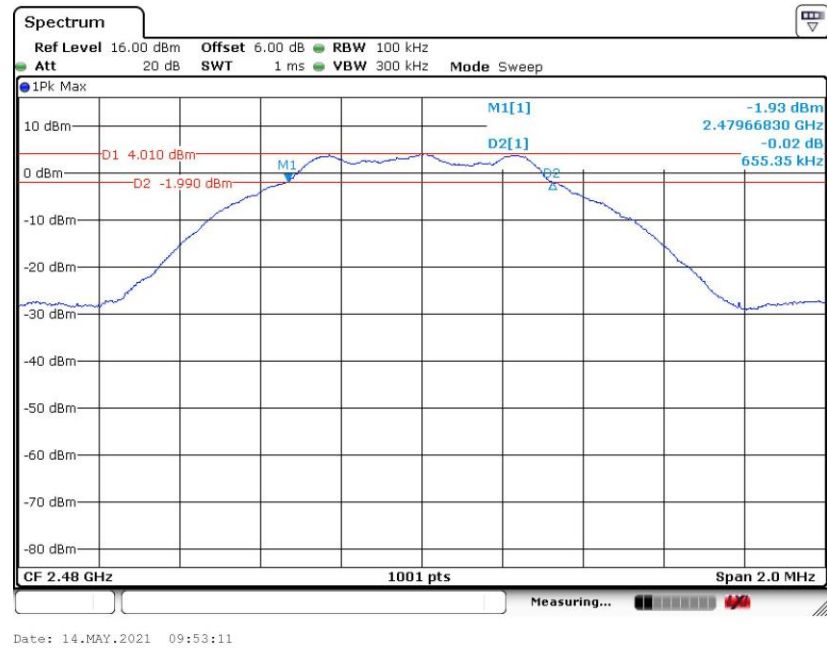




6 dB Bandwidth Plot on Channel 19

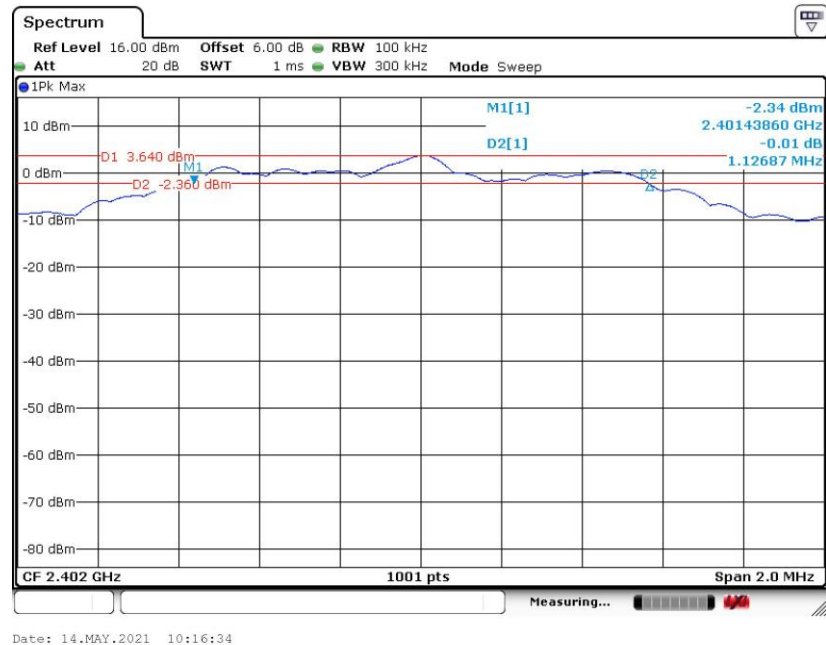


6 dB Bandwidth Plot on Channel 39

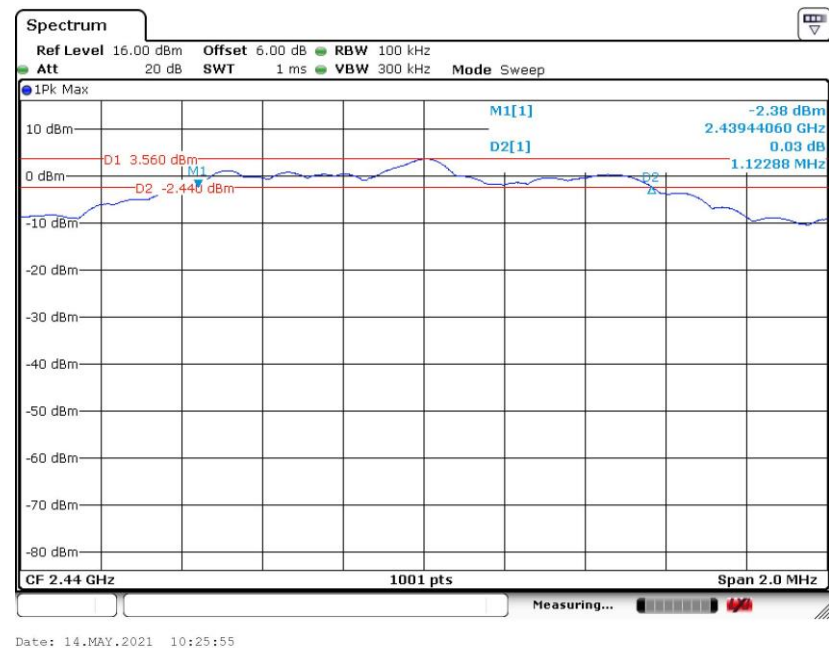


Bluetooth LE 2Mbps

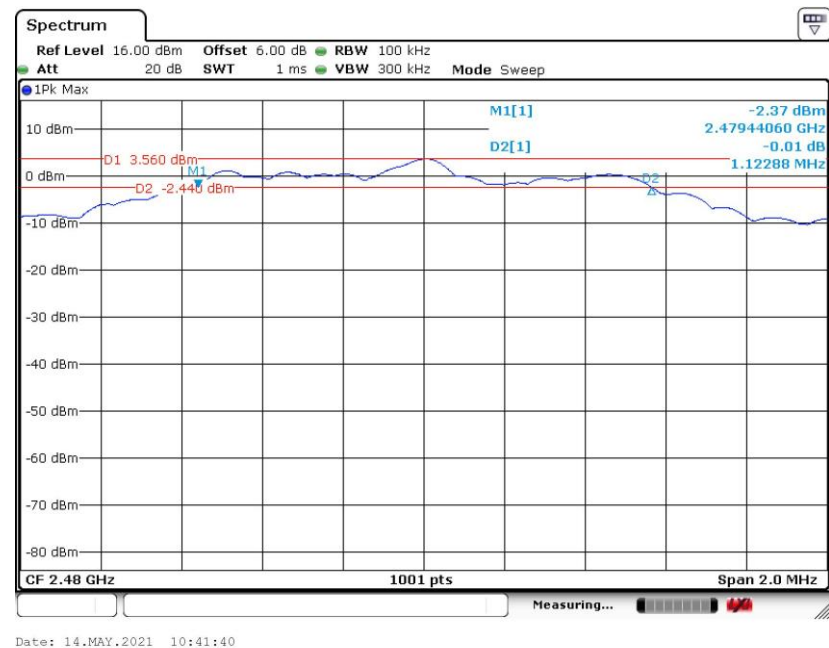
6 dB Bandwidth Plot on Channel 00



6 dB Bandwidth Plot on Channel 19



6 dB Bandwidth Plot on Channel 39



3.2 Output Power Measurement

3.2.1 Limit of Output Power

For systems using digital modulation in the 2400-2483.5MHz, the limit for peak output power is 30dBm. If transmitting antenna of directional gain greater than 6dBi is used, the peak output power from the intentional radiator shall be reduced below the above stated value by the amount in dB that the directional gain of the antenna exceeds 6 dBi. In case of point-to-point operation, the limit has to be reduced by 1dB for every 3dB that the directional gain of the antenna exceeds 6dBi.

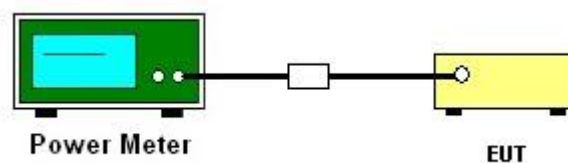
3.2.2 Measuring Instruments

The section 4.0 of List of Measuring Equipment of this test report is used for test.

3.2.3 Test Procedures

1. The testing follows the Measurement Procedure of ANSI C63.10-2013 clause 11.9.1.3 PKPM1 Peak power meter or ANSI C63.10-2013 clause 11.9.2.3.2 Method AVGPM-G method.
2. The RF output of EUT was connected to the power meter by RF cable and attenuator. The path loss was compensated to the results for each measurement.
3. Set to the maximum power setting and enable the EUT transmit continuously.
4. Measure the conducted output power and record the results in the test report.

3.2.4 Test Setup



3.2.5 Test Result of Peak Output Power

Please refer to Appendix A.

3.2.6 Test Result of Average Output Power (Reporting Only)

Please refer to Appendix A.

3.3 Power Spectral Density Measurement

3.3.1 Limit of Power Spectral Density

The peak power spectral density shall not be greater than 8dBm in any 3kHz band at any time interval of continuous transmission.

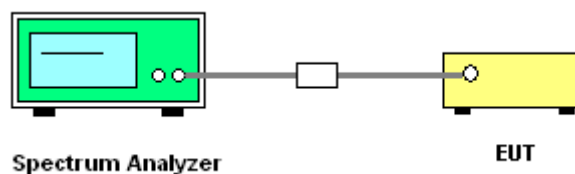
3.3.2 Measuring Instruments

The section 4.0 of List of Measuring Equipment of this test report is used for test.

3.3.3 Test Procedures

1. The testing follows Measurement Procedure of ANSI C63.10-2013 clause 11.10.2 Method PKPSD.
2. The RF output of EUT was connected to the spectrum analyzer by RF cable and attenuator. The path loss was compensated to the results for each measurement.
3. Set to the maximum power setting and enable the EUT transmit continuously.
4. Make the measurement with the spectrum analyzer's resolution bandwidth (RBW) = 3 kHz. Video bandwidth VBW = 10 kHz In order to make an accurate measurement, set the span to 1.5 times DTS Channel Bandwidth. (6dB BW)
5. Detector = peak, Sweep time = auto couple, Trace mode = max hold, Allow trace to fully stabilize. Use the peak marker function to determine the maximum power level.
6. Measure and record the results in the test report.
7. The Measured power density (dBm)/ 100kHz is a reference level and used as 20dBc down limit line for Conducted Band Edges and Conducted Spurious Emission.

3.3.4 Test Setup



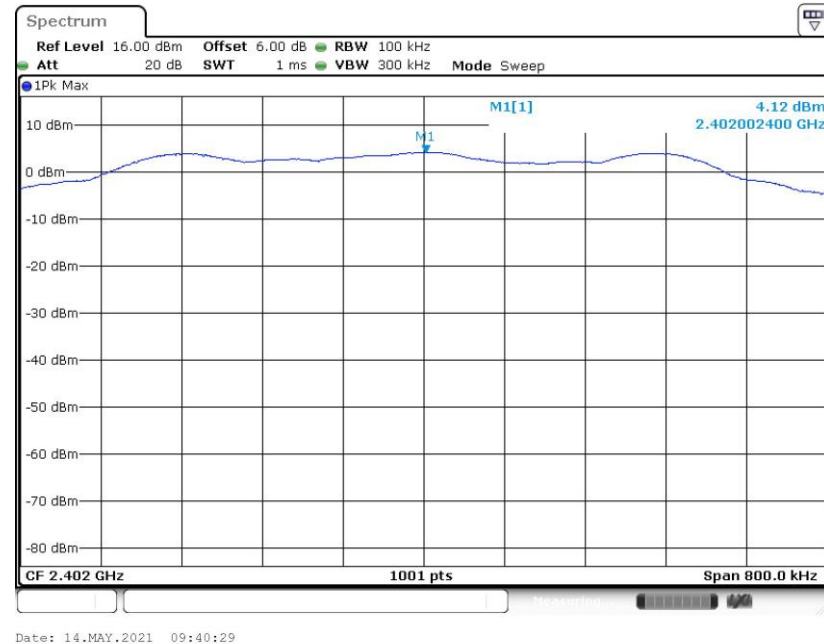
3.3.5 Test Result of Power Spectral Density

Please refer to Appendix A.

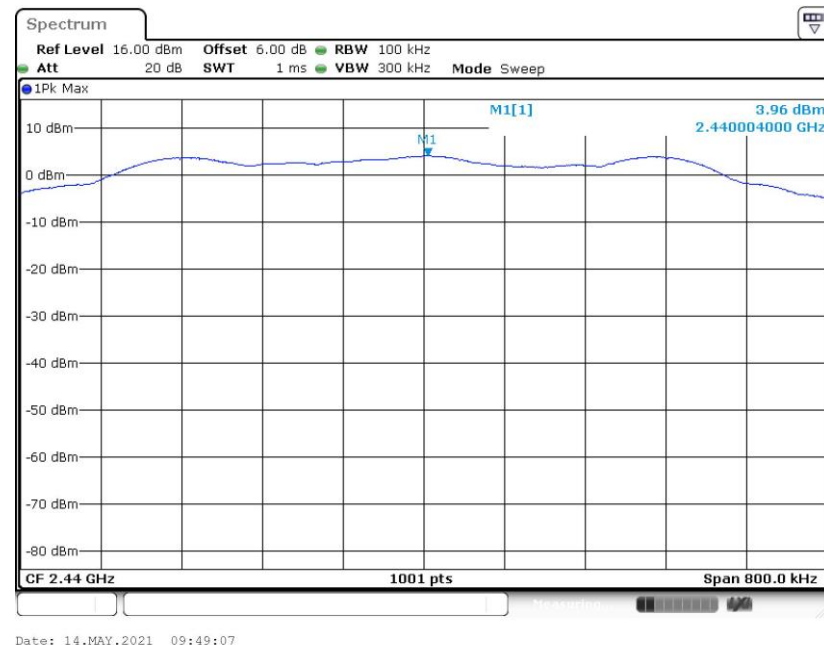
3.3.6 Test Result of Power Spectral Density Plots (100kHz)

Bluetooth LE 1Mbps

PSD 100kHz Plot on Channel 00

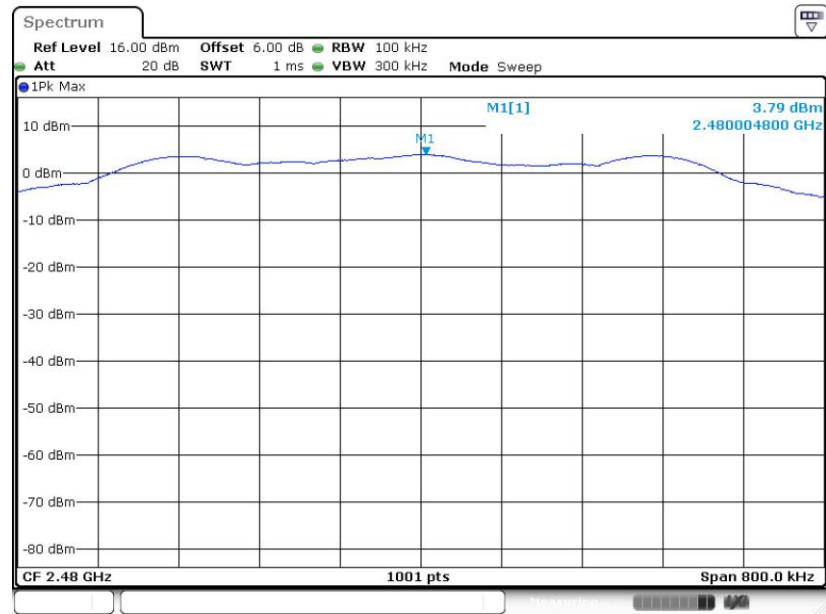


PSD 100kHz Plot on Channel 19





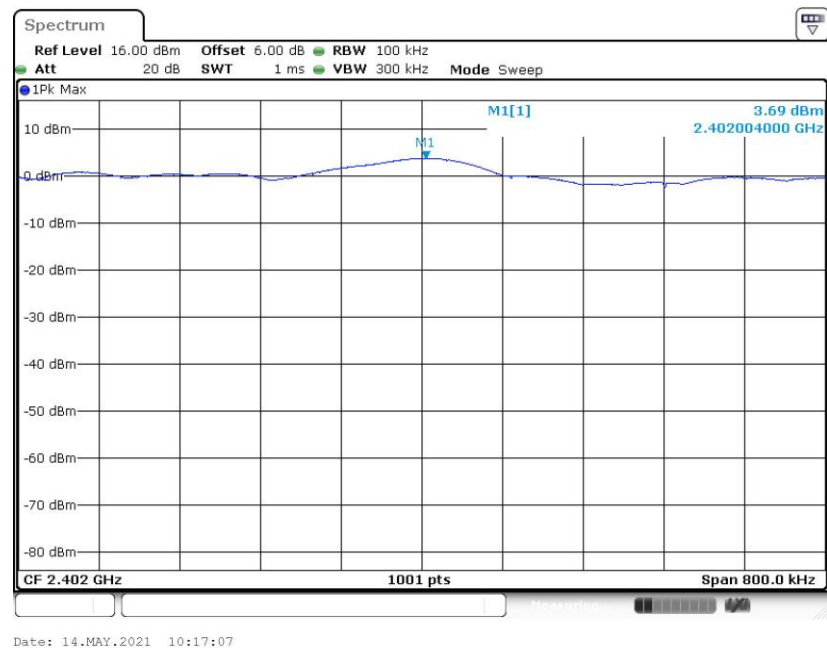
PSD 100kHz Plot on Channel 39



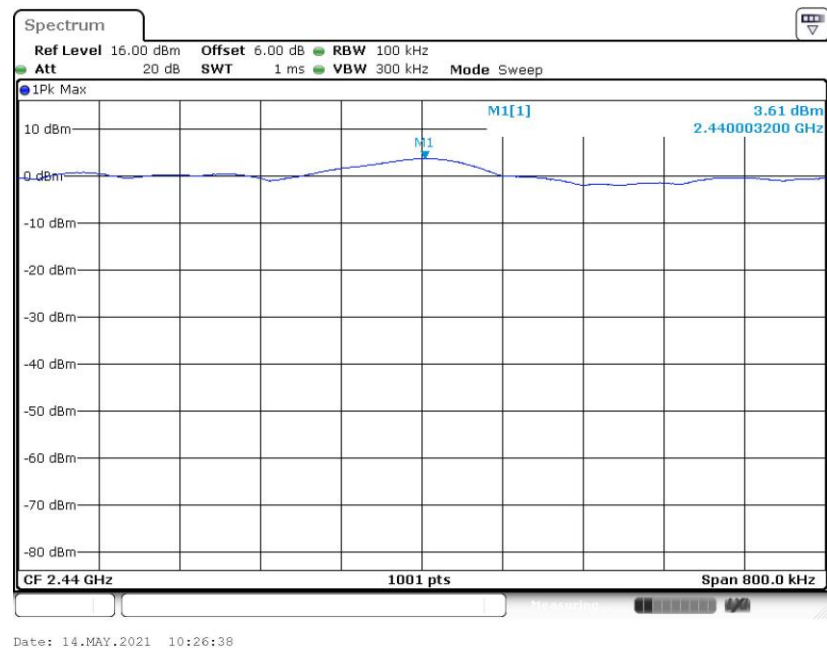
Date: 14.MAY.2021 09:53:51

Bluetooth LE 2Mbps

PSD 100kHz Plot on Channel 00

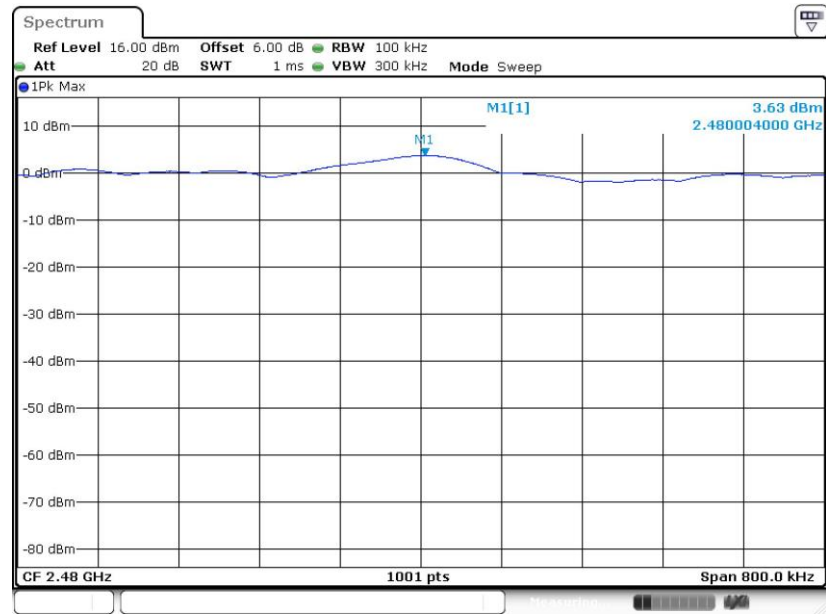


PSD 100kHz Plot on Channel 19





PSD 100kHz Plot on Channel 39



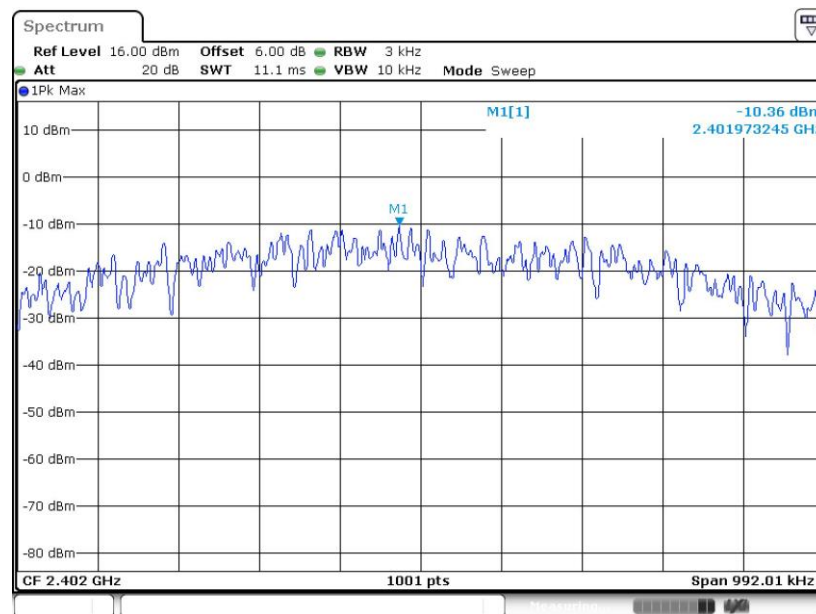
Date: 14.MAY.2021 10:42:39



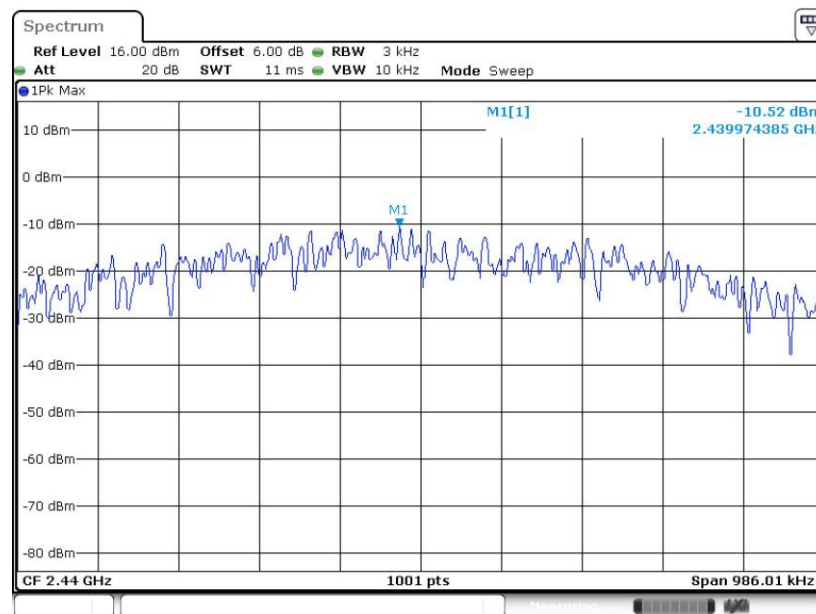
3.3.7 Test Result of Power Spectral Density Plots (3kHz)

Bluetooth LE 1Mbps

PSD 3kHz Plot on Channel 00

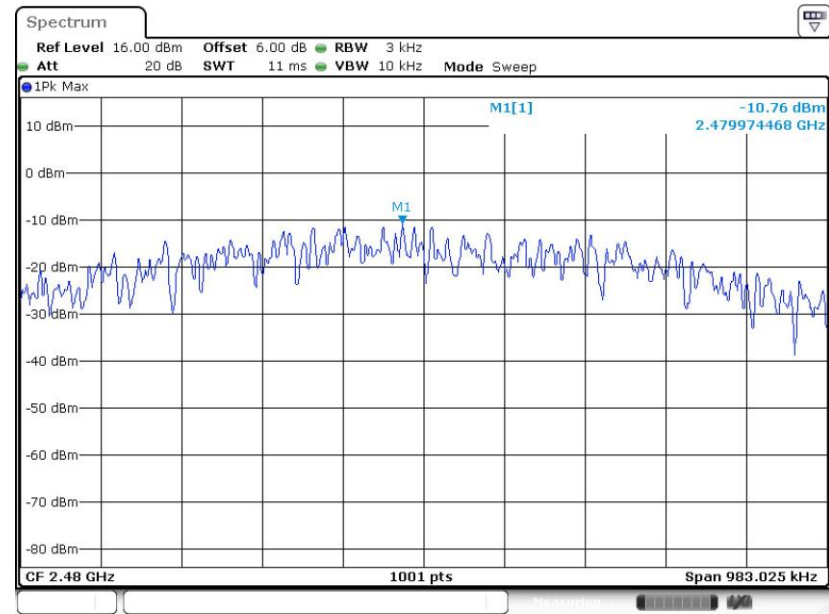


PSD 3kHz Plot on Channel 19





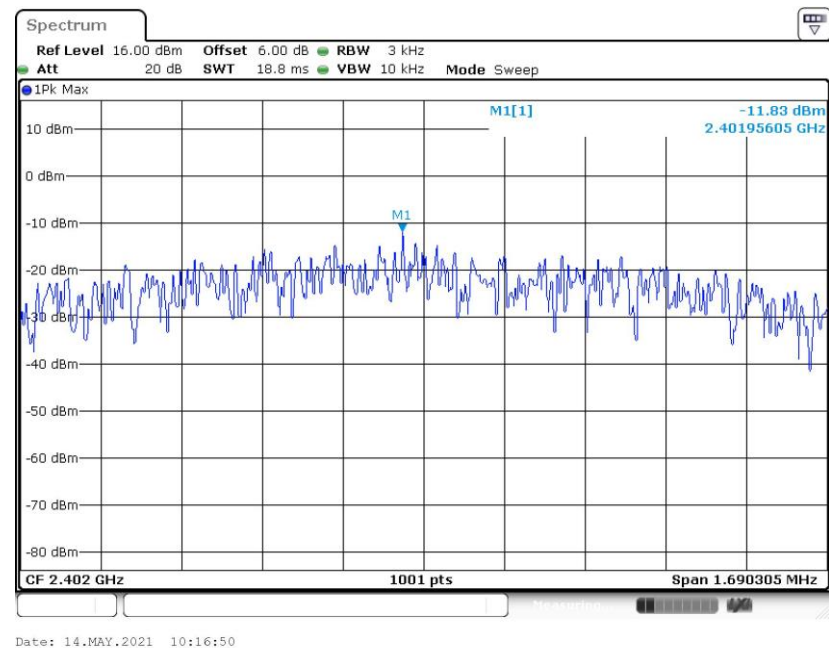
PSD 3kHz Plot on Channel 39



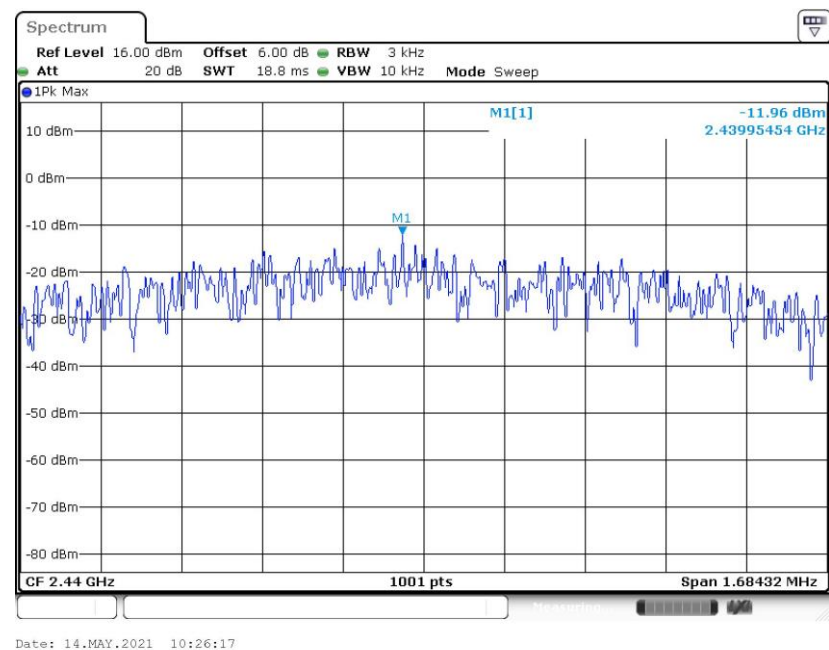
Date: 14.MAY.2021 09:53:29

Bluetooth LE 2Mbps

PSD 3kHz Plot on Channel 00

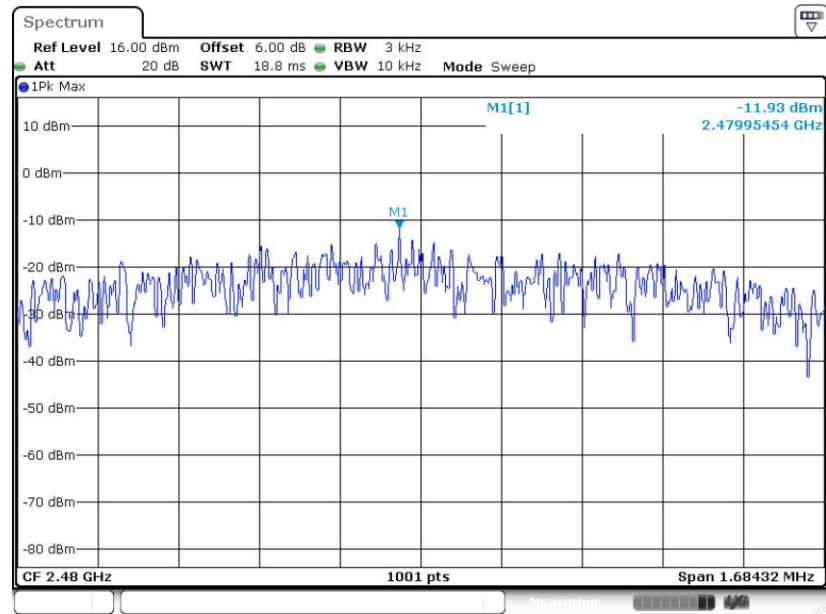


PSD 3kHz Plot on Channel 19





PSD 3kHz Plot on Channel 39



Date: 14.MAY.2021 10:41:54

3.4 Conducted Band Edges and Spurious Emission Measurement

3.4.1 Limit of Conducted Band Edges and Spurious Emission

All harmonics/spurious must be at least 20 dB down from the highest emission level within the authorized band.

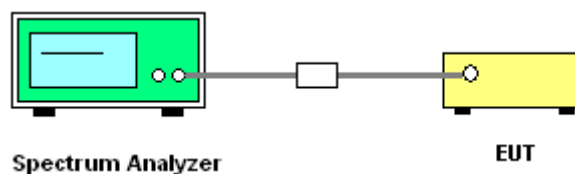
3.4.2 Measuring Instruments

The section 4.0 of List of Measuring Equipment of this test report is used for test.

3.4.3 Test Procedure

1. The testing follows ANSI C63.10-2013 clause 11.13
2. The RF output of EUT was connected to the spectrum analyzer by RF cable and attenuator. The path loss was compensated to the results for each measurement.
3. Set to the maximum power setting and enable the EUT transmit continuously.
4. Set RBW = 100 kHz, VBW=300 kHz, Peak Detector. Unwanted Emissions measured in any 100 kHz bandwidth outside of the authorized frequency band shall be attenuated by at least 20 dB relative to the maximum in-band peak PSD level in 100 kHz when maximum peak conducted output power procedure is used. If the transmitter complies with the conducted power limits based on the use of RMS averaging over a time interval, the attenuation required under this paragraph shall be 30 dB instead of 20 dB.
5. Measure and record the results in the test report.
6. The RF fundamental frequency should be excluded against the limit line in the operating frequency band.

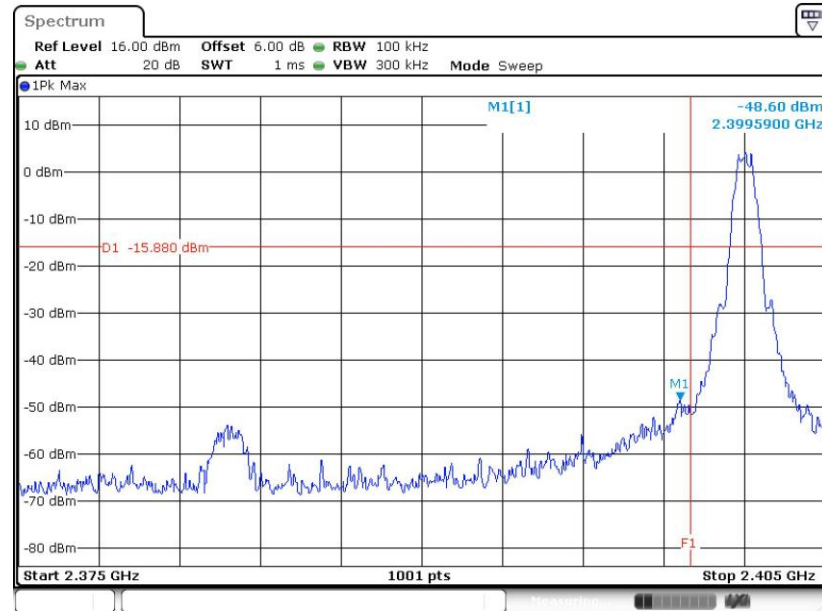
3.4.4 Test Setup



3.4.5 Test Result of Conducted Band Edges Plots

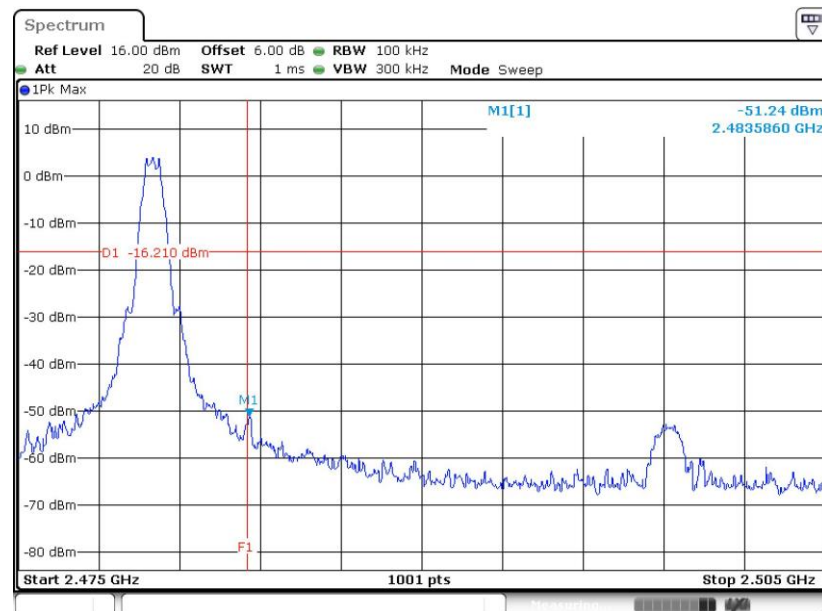
Bluetooth LE 1Mbps

Low Band Edge Plot on Channel 00



Date: 14.MAY.2021 09:42:17

High Band Edge Plot on Channel 39

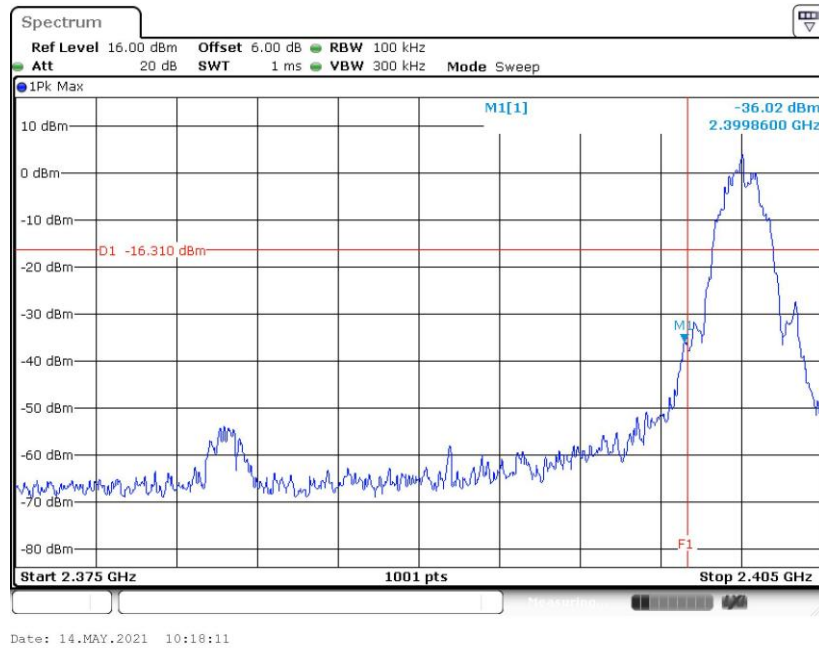


Date: 14.MAY.2021 09:54:27

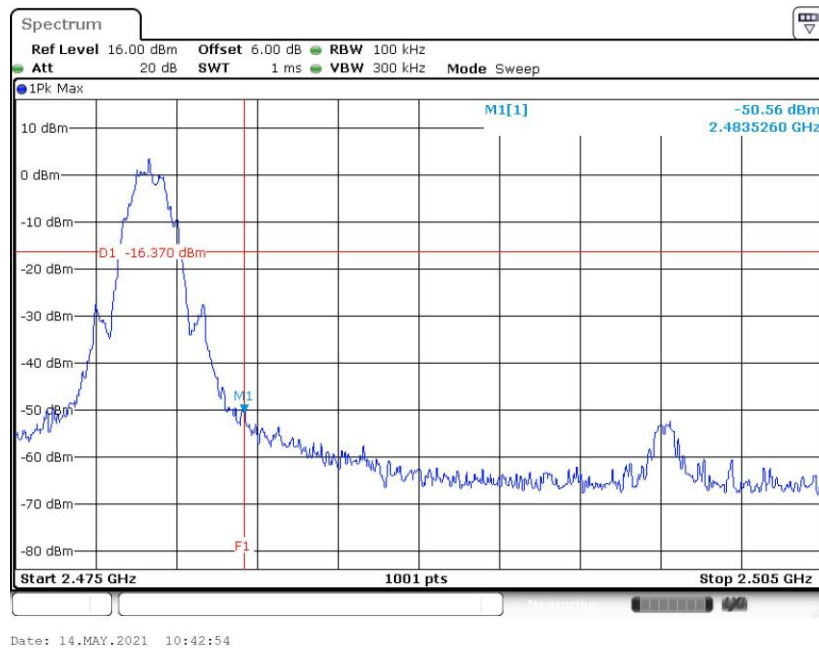


Bluetooth LE 2Mbps

Low Band Edge Plot on Channel 00



High Band Edge Plot on Channel 39

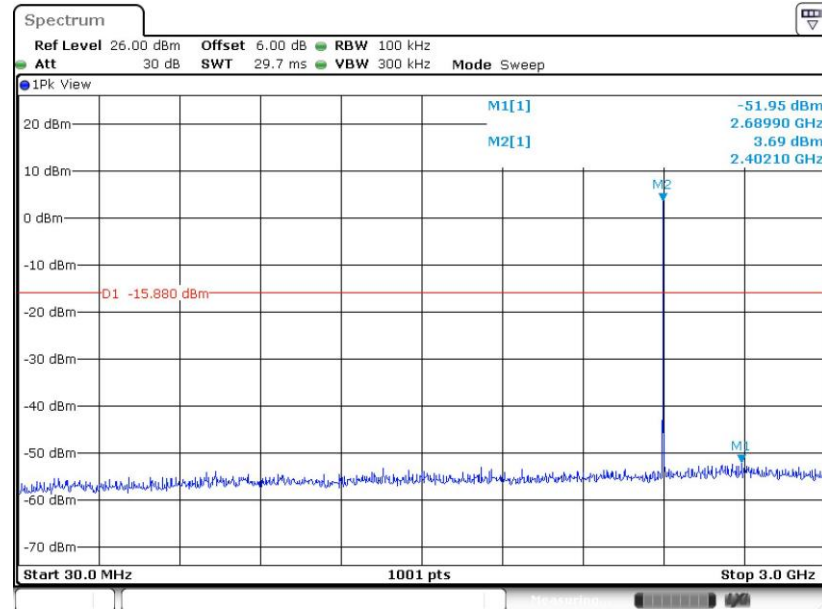


3.4.6 Test Result of Conducted Spurious Emission Plots

Bluetooth LE 1Mbps

Conducted Spurious Emission Plot on Bluetooth LE 1Mbps

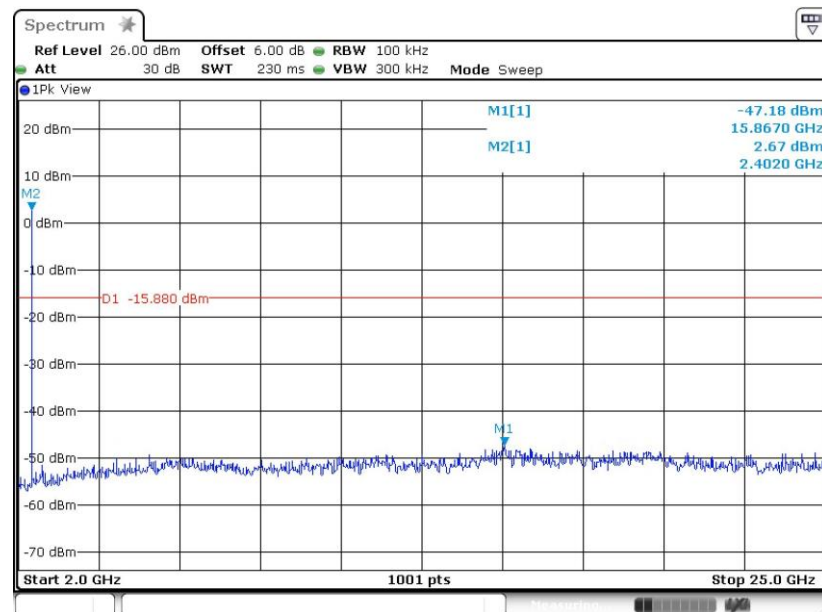
GFSK Channel 00



Date: 14.MAY.2021 09:45:50

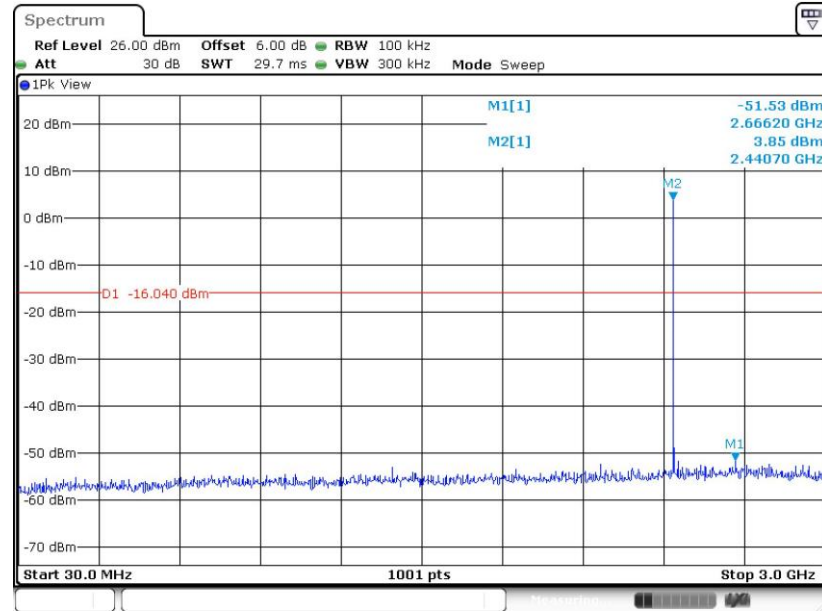
Conducted Spurious Emission Plot on Bluetooth LE 1Mbps

GFSK Channel 00



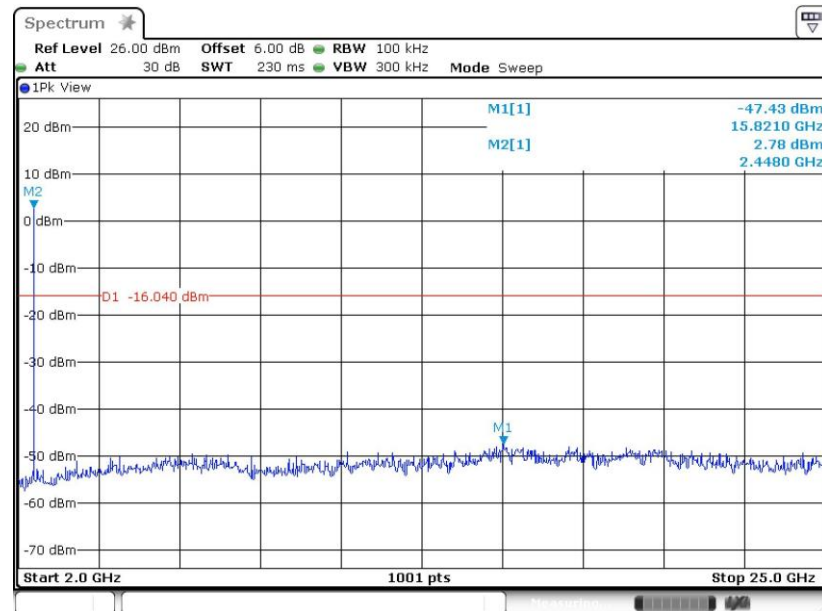
Date: 14.MAY.2021 09:45:59

Conducted Spurious Emission Plot on Bluetooth LE 1Mbps GFSK Channel 19



Date: 14.MAY.2021 10:49:36

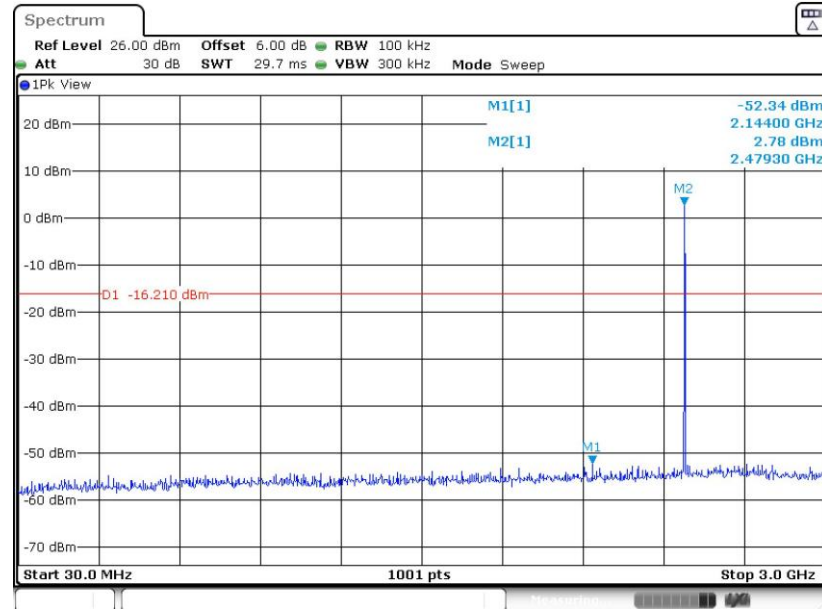
Conducted Spurious Emission Plot on Bluetooth LE 1Mbps GFSK Channel 19



Date: 14.MAY.2021 10:49:44

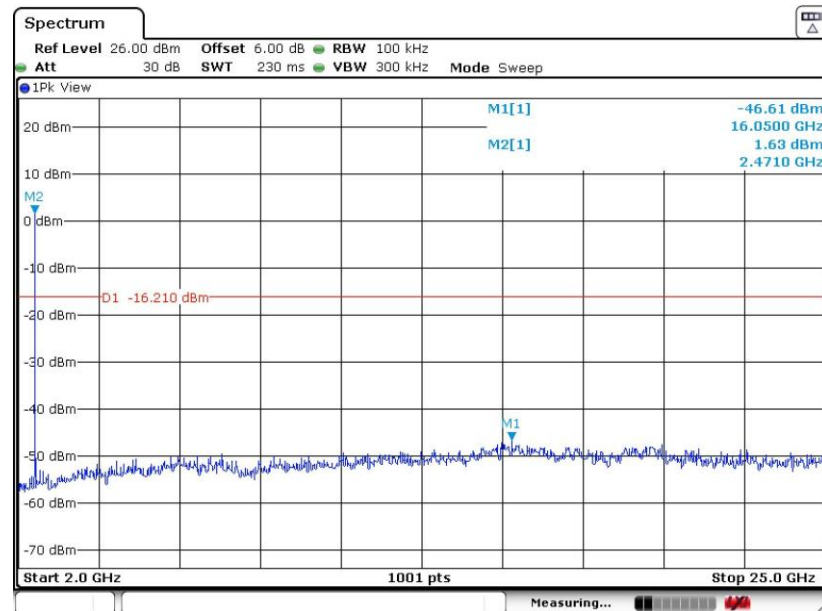


Conducted Spurious Emission Plot on Bluetooth LE 1Mbps
GFSK Channel 39



Date: 14.MAY.2021 11:06:38

Conducted Spurious Emission Plot on Bluetooth LE 1Mbps
GFSK Channel 39

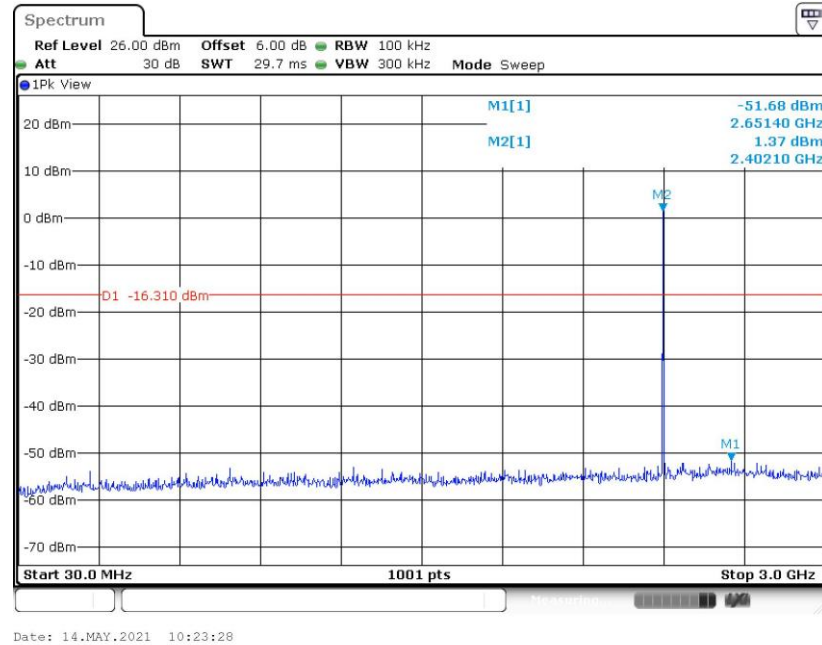


Date: 14.MAY.2021 11:07:24

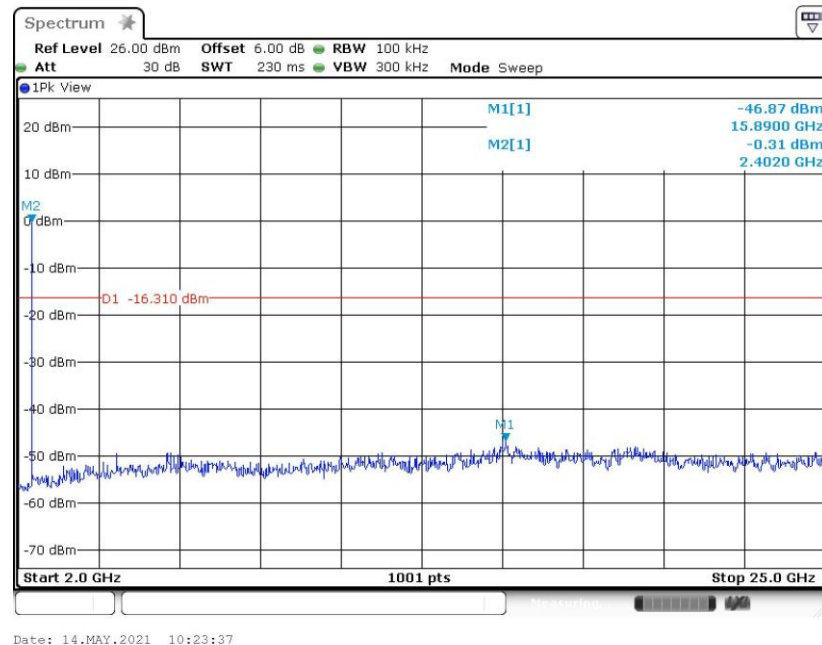


Bluetooth LE 2Mbps

Conducted Spurious Emission Plot on Bluetooth LE 2Mbps
GFSK Channel 00

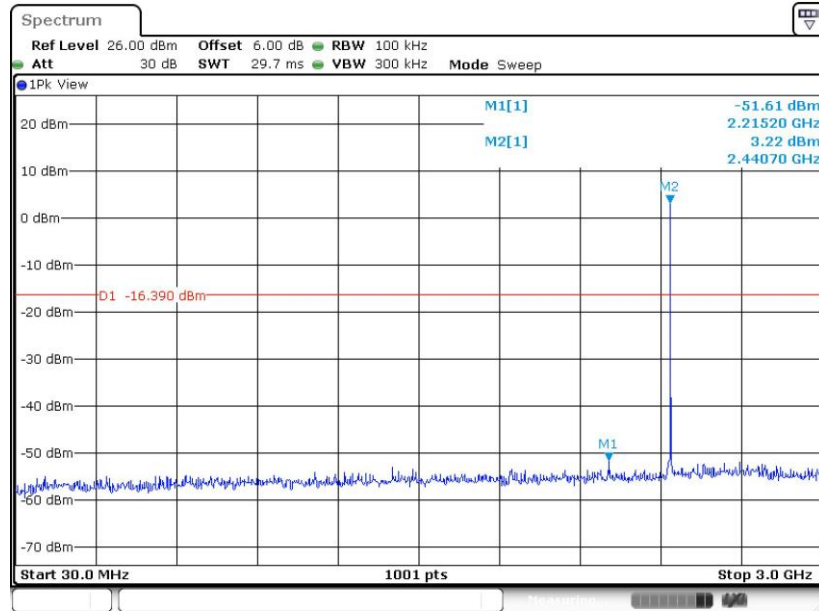


Conducted Spurious Emission Plot on Bluetooth LE 2Mbps
GFSK Channel 00



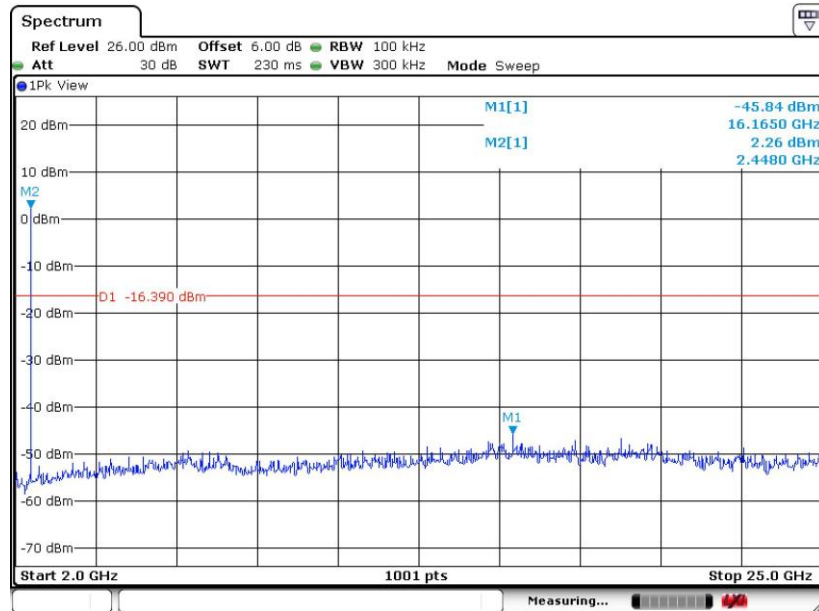


Conducted Spurious Emission Plot on Bluetooth LE 2Mbps
GFSK Channel 19



Date: 14.MAY.2021 10:33:56

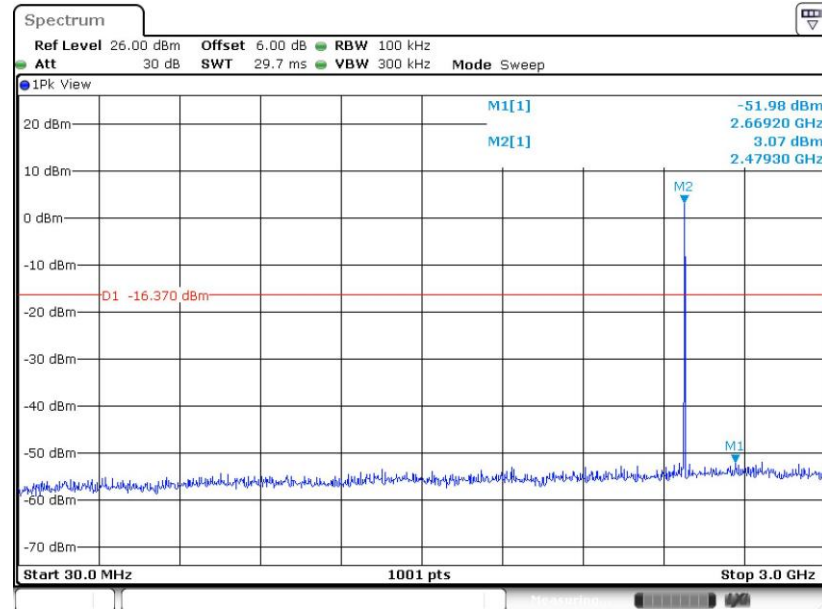
Conducted Spurious Emission Plot on Bluetooth LE 2Mbps
GFSK Channel 19



Date: 14.MAY.2021 10:37:17

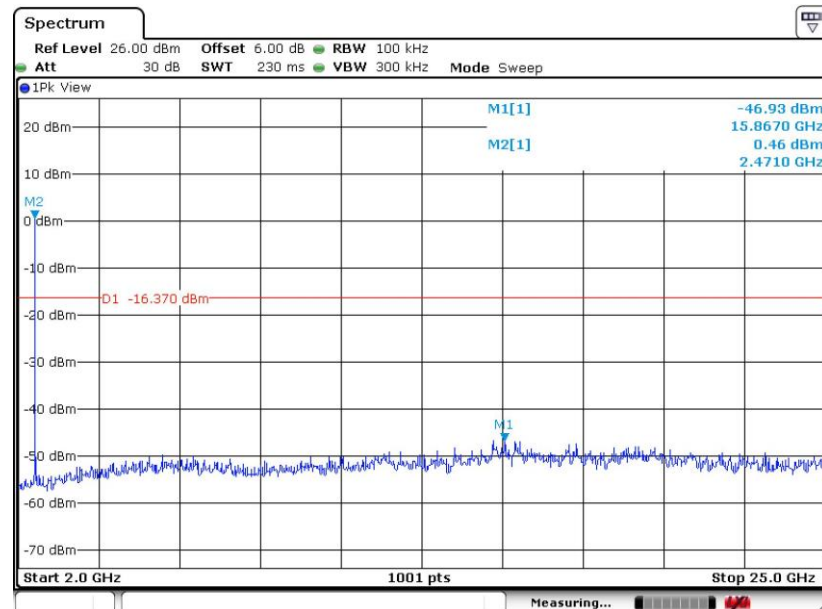


Conducted Spurious Emission Plot on Bluetooth LE 2Mbps GFSK Channel 39



Date: 14.MAY.2021 10:43:43

Conducted Spurious Emission Plot on Bluetooth LE 2Mbps GFSK Channel 39



Date: 14.MAY.2021 10:45:23

3.5 Radiated Band Edges and Spurious Emission Measurement

3.5.1 Limit of Radiated Band Edges and Spurious Emission

In any 100 kHz bandwidth outside the intentional radiator frequency band, all harmonics/spurious must be at least 20 dB below the highest emission level within the authorized band. If the output power of this device was measured by spectrum analyzer, the attenuation under this paragraph shall be 30 dB instead of 20 dB. In addition, radiated emissions which fall in the restricted bands must also comply with the limits as below.

Frequency (MHz)	Field Strength (microvolts/meter)	Measurement Distance (meters)
0.009 – 0.490	2400/F(kHz)	300
0.490 – 1.705	24000/F(kHz)	30
1.705 – 30.0	30	30
30 – 88	100	3
88 – 216	150	3
216 - 960	200	3
Above 960	500	3

3.5.2 Measuring Instruments

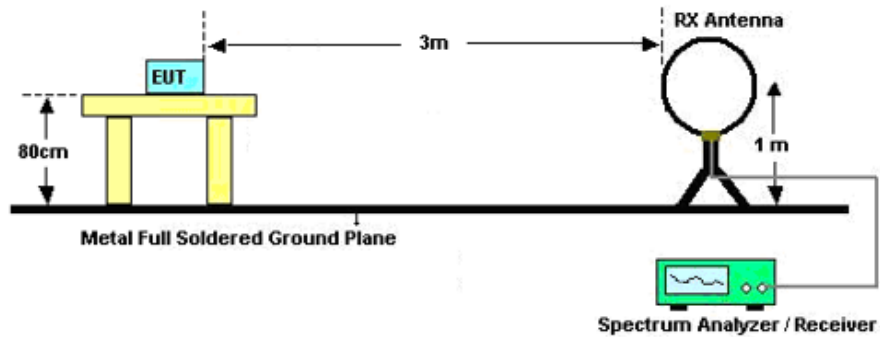
The section 4.0 of List of Measuring Equipment of this test report is used for test.

3.5.3 Test Procedures

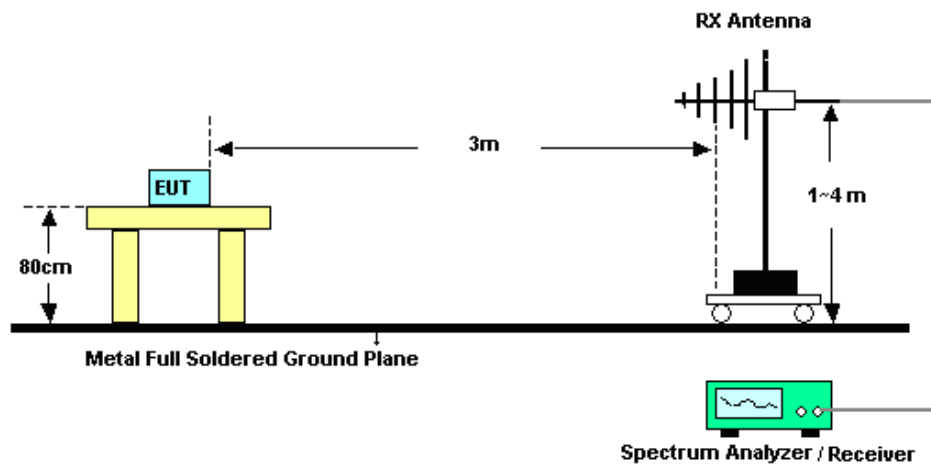
1. The testing follows ANSI C63.10-2013 clause 11.11 & 11.12
2. The EUT was arranged to its worst case and then tune the antenna tower (from 1 m to 4 m) and turntable (from 0 degree to 360 degrees) to find the maximum reading. A pre-amp and a high pass filter are used for the test in order to get better signal level.
3. The EUT was placed on a turntable with 0.8 meter for frequency below 1GHz and 1.5 meter for frequency above 1GHz respectively above ground.
4. The EUT was set 3 meters from the interference receiving antenna, which was mounted on the top of a variable height antenna tower.
5. Corrected Reading: Antenna Factor + Cable Loss + Read Level - Preamp Factor = Level
6. For testing below 1GHz, if the emission level of the EUT in peak mode was 3 dB lower than the limit specified, then peak values of EUT will be reported, otherwise, the emissions will be repeated one by one using the CISPR quasi-peak method and reported.
7. For testing above 1GHz, the emission level of the EUT in peak mode was 20dB lower than peak limit (that means the emission level in average mode also complies with the limit in average mode), then peak values of EUT will be reported, otherwise, the emissions will be measured in average mode again and reported.
8. Use the following spectrum analyzer settings:
 - (1) Span shall wide enough to fully capture the emission being measured;
 - (2) Set RBW=100 kHz for $f < 1 \text{ GHz}$; $\text{VBW} \geq \text{RBW}$; Sweep = auto; Detector function = peak; Trace = max hold;
 - (3) Set RBW = 1 MHz, VBW= 3MHz for $f \geq 1 \text{ GHz}$ for peak measurement.
For average measurement:
 - $\text{VBW} = 10 \text{ Hz}$, when duty cycle is no less than 98 percent.
 - $\text{VBW} \geq 1/T$, when duty cycle is less than 98 percent where T is the minimum transmission duration over which the transmitter is on and is transmitting at its maximum power control level for the tested mode of operation.
 - Detector function = peak

3.5.4 Test Setup

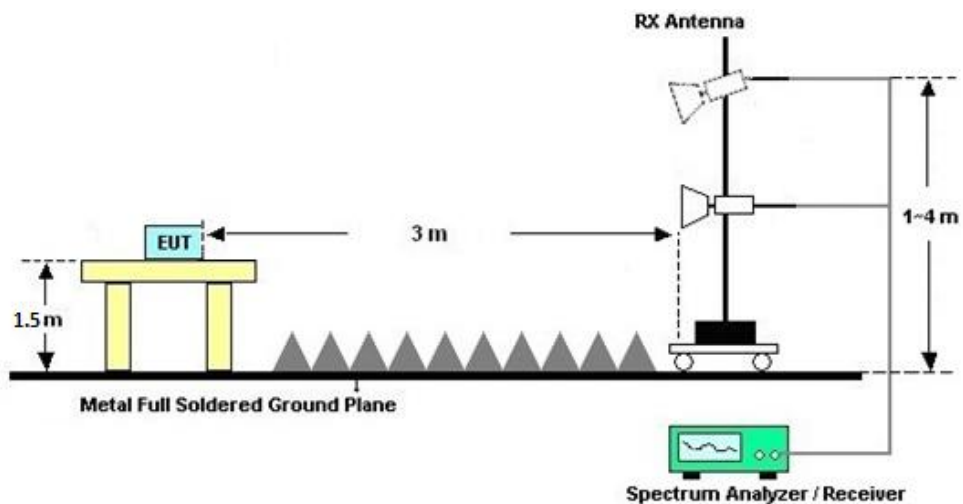
For radiated emissions below 30MHz



For radiated emissions from 30MHz to 1GHz



For radiated emissions above 1GHz





3.5.5 Test Results of Radiated Spurious Emissions (9 kHz ~ 30 MHz)

The low frequency, which started from 9 kHz to 30MHz, was pre-scanned and the result which was 20dB lower than the limit line was not reported.

There is a comparison data of both open-field test site and semi-Anechoic chamber, and the result came out very similar.

3.5.6 Test Result of Radiated Spurious at Band Edges

Please refer to Appendix C & D.

3.5.7 Duty Cycle

Please refer to Appendix E.

3.5.8 Test Result of Radiated Spurious Emission (30MHz ~ 10th Harmonic or 40GHz, whichever is lower)

Please refer to Appendix C & D.

3.6 AC Conducted Emission Measurement

3.6.1 Limit of AC Conducted Emission

For equipment that is designed to be connected to the public utility (AC) power line, the radio frequency voltage that is conducted back onto the AC power line on any frequency or frequencies within the band 150 kHz to 30 MHz shall not exceed the limits in the following table.

Frequency of emission (MHz)	Conducted limit (dB μ V)	
	Quasi-peak	Average
0.15-0.5	66 to 56*	56 to 46*
0.5-5	56	46
5-30	60	50

*Decreases with the logarithm of the frequency.

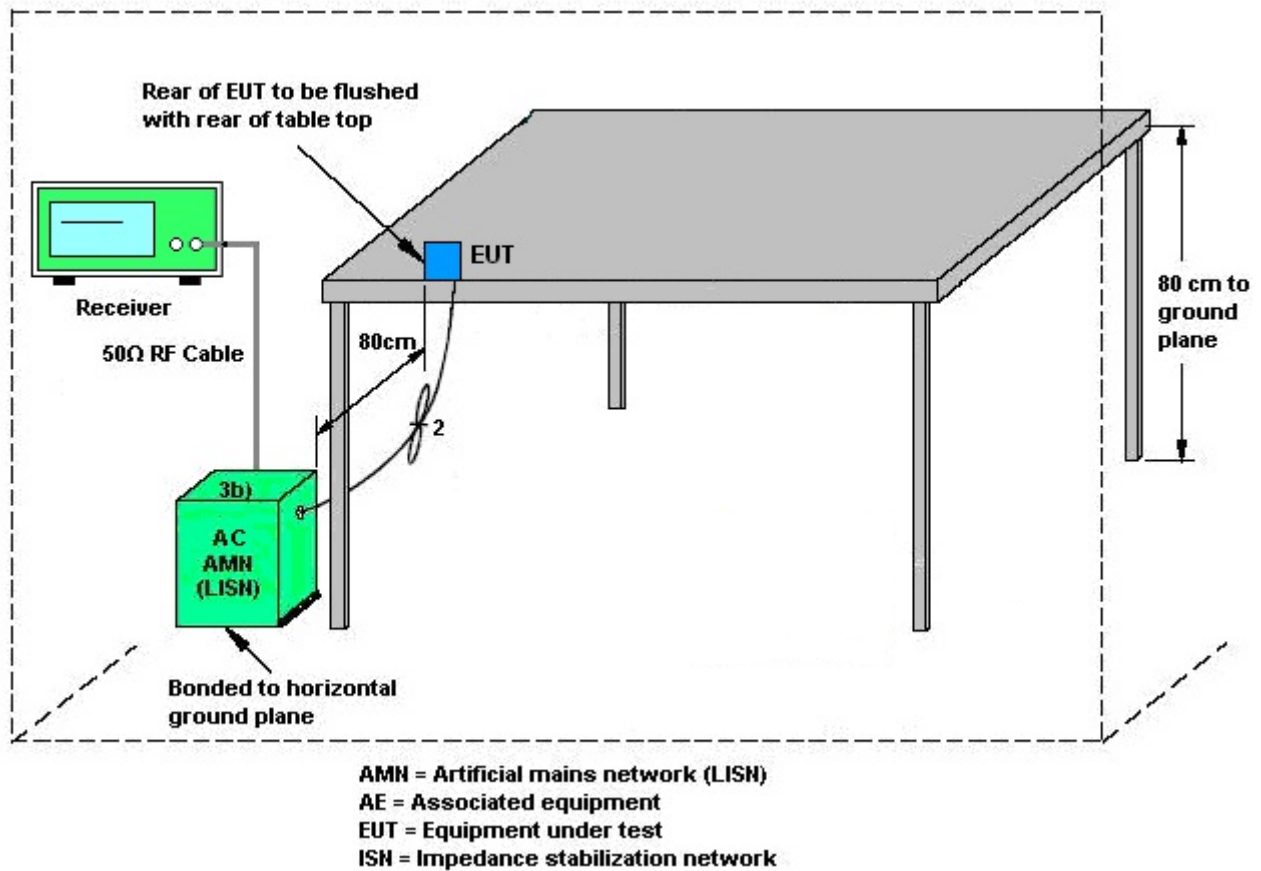
3.6.2 Measuring Instruments

The section 4.0 of List of Measuring Equipment of this test report is used for test.

3.6.3 Test Procedures

1. The EUT was placed 0.4 meter from the conducting wall of the shielding room was kept at least 80 centimeters from any other grounded conducting surface.
2. Connect EUT to the power mains through a line impedance stabilization network (LISN).
3. All the support units are connecting to the other LISN.
4. The LISN provides 50 ohm coupling impedance for the measuring instrument.
5. The FCC states that a 50 ohm, 50 microhenry LISN should be used.
6. Both sides of AC line were checked for maximum conducted interference.
7. The frequency range from 150 kHz to 30 MHz was searched.
8. Set the test-receiver system to Peak Detect Function and specified bandwidth (IF Bandwidth = 9kHz) with Maximum Hold Mode. Then measurement is also conducted by Average Detector and Quasi-Peak Detector Function respectively.

3.6.4 Test Setup



3.6.5 Test Result of AC Conducted Emission

Please refer to Appendix B.



3.7 Antenna Requirements

3.7.1 Standard Applicable

If directional gain of transmitting antennas is greater than 6dBi, the power shall be reduced by the same level in dB comparing to gain minus 6dBi. The use of a permanently attached antenna or of an antenna that uses a unique coupling to the intentional radiator shall be considered sufficient to comply with the rule.

3.7.2 Antenna Anti-Replacement Construction

An embedded-in antenna design is used.

3.7.3 Antenna Gain

The antenna peak gain of EUT is less than 6 dBi. Therefore, it is not necessary to reduce maximum peak output power limit.



4 List of Measuring Equipment

Instrument	Manufacturer	Model No.	Serial No.	Characteristics	Calibration Date	Test Date	Due Date	Remark
Spectrum Analyzer	R&S	FSV40	101040	10Hz~40GHz	Nov. 01, 2020	May 14, 2021	Oct. 31, 2021	Conducted (TH01-KS)
Pulse Power Sensor	Anritsu	MA2411B	0917070	300MHz~40GHz	Jan. 07, 2021	May 14, 2021	Jan. 06, 2022	Conducted (TH01-KS)
Power Meter	Anritsu	ML2495A	1005002	50MHz Bandwidth	Jan. 07, 2021	May 14, 2021	Jan. 06, 2022	Conducted (TH01-KS)
EMI Test Receiver	Keysight	N9038A	MY56400004	3Hz~8.5GHz; Max 30dBm	Oct. 17, 2020	May 17, 2021	Oct. 16, 2021	Radiation (03CH06-KS)
EXA Spectrum Analyzer	Keysight	N9010A	MY55150208	10Hz~44GHz	Apr. 12, 2021	May 17, 2021	Apr. 11, 2022	Radiation (03CH06-KS)
Loop Antenna	R&S	HFH2-Z2	100321	9kHz~30MHz	Nov. 01, 2020	May 17, 2021	Oct. 31, 2021	Radiation (03CH06-KS)
Bilog Antenna	TeseQ	CBL6111D	49921	30MHz~1GHz	May 29, 2020	May 17, 2021	May 28, 2021	Radiation (03CH06-KS)
Double Ridge Horn Antenna	ETS-Lindgren	3117	00218652	1GHz~18GHz	Apr. 25, 2021	May 17, 2021	Apr. 24, 2022	Radiation (03CH06-KS)
SHF-EHF Horn	Com-power	AH-840	101115	18GHz~40GHz	Nov. 10, 2020	May 17, 2021	Nov. 09, 2021	Radiation (03CH06-KS)
Amplifier	SONOMA	310N	187289	9KHz ~1GHZ	Apr. 12, 2021	May 17, 2021	Apr. 11, 2022	Radiation (03CH06-KS)
Amplifier	MITEQ	EM18G40GGA	060728	18~40GHz	Jan. 06, 2021	May 17, 2021	Jan. 05, 2022	Radiation (03CH06-KS)
high gain Amplifier	MITEQ	AMF-7D-00101800-30-10P	2025788	1Ghz-18Ghz	Jan. 06, 2021	May 17, 2021	Jan. 05, 2022	Radiation (03CH06-KS)
Amplifier	Keysight	83017A	MY53270203	500MHz~26.5GHz	Apr. 13, 2021	May 17, 2021	Apr. 12, 2022	Radiation (03CH06-KS)
AC Power Source	Chroma	61601	F104090004	N/A	NCR	May 17, 2021	NCR	Radiation (03CH06-KS)
Turn Table	ChamPro	EM 1000-T	060762-T	0~360 degree	NCR	May 17, 2021	NCR	Radiation (03CH06-KS)
Antenna Mast	ChamPro	EM 1000-A	060762-A	1 m~4 m	NCR	May 17, 2021	NCR	Radiation (03CH06-KS)
EMI Receiver	R&S	ESCI7	100768	9kHz~7GHz;	Apr. 21, 2021	May 13, 2021	Apr. 20, 2022	Conduction (CO01-KS)
AC LISN (for auxiliary equipment)	MessTec	AN3016	060103	9kHz~30MHz	Oct. 17, 2020	May 13, 2021	Oct. 16, 2021	Conduction (CO01-KS)
AC LISN	MessTec	AN3016	060105	9kHz~30MHz	Apr. 13, 2021	May 13, 2021	Apr. 12, 2022	Conduction (CO01-KS)
AC Power Source	Chroma	61602	ABP000000811	AC 0V~300V, 45Hz~1000Hz	Oct. 17, 2020	May 13, 2021	Oct. 16, 2021	Conduction (CO01-KS)

NCR: No Calibration Required

5 Uncertainty of Evaluation

The measurement uncertainties shown below were calculated in accordance with the requirements of ANSI 63.10-2013. All the measurement uncertainty value were shown with a coverage $K=2$ to indicate 95% level of confidence. The measurement data show herein meets or exceeds the CISPR measurement uncertainty values specified in CISPR 16-4-2 and can be compared directly to specified limit to determine compliance.

Uncertainty of Conducted Emission Measurement (150 kHz ~ 30 MHz)

Measuring Uncertainty for a Level of Confidence of 95% ($U = 2Uc(y)$)	2.94dB
---	--------

Uncertainty of Radiated Emission Measurement (30 MHz ~ 1000 MHz)

Measuring Uncertainty for a Level of Confidence of 95% ($U = 2Uc(y)$)	5.0dB
---	-------

Uncertainty of Radiated Emission Measurement (1000 MHz ~ 18000 MHz)

Measuring Uncertainty for a Level of Confidence of 95% ($U = 2Uc(y)$)	5.0dB
---	-------

Uncertainty of Radiated Emission Measurement (18000 MHz ~ 40000 MHz)

Measuring Uncertainty for a Level of Confidence of 95% ($U = 2Uc(y)$)	5.0dB
---	-------



Appendix A. Conducted Test Results

Bluetooth Low Energy 1Mbps

Test Engineer:	Rise Liu	Temperature:	20~26	°C
Test Date:	2021/5/14	Relative Humidity:	40~51	%

TEST RESULTS DATA
6dB and 99% Occupied Bandwidth

Mod.	Data Rate	N _{TX}	CH.	Freq. (MHz)	99% Occupied BW (MHz)	6dB BW (MHz)	6dB BW Limit (MHz)	Pass/Fail
BLE	1Mbps	1	0	2402	1.03	0.66	0.50	Pass
BLE	1Mbps	1	19	2440	1.03	0.66	0.50	Pass
BLE	1Mbps	1	39	2480	1.03	0.66	0.50	Pass

TEST RESULTS DATA
Peak Power Table

Mod.	Data Rate	N _{TX}	CH.	Freq. (MHz)	Peak Conducted Power (dBm)	Conducted Power Limit (dBm)	DG (dBi)	EIRP Power (dBm)	EIRP Power Limit (dBm)	Pass /Fail
BLE	1Mbps	1	0	2402	4.86	30.00	2.11	6.97	36.00	Pass
BLE	1Mbps	1	19	2440	4.68	30.00	2.11	6.79	36.00	Pass
BLE	1Mbps	1	39	2480	4.55	30.00	2.11	6.66	36.00	Pass

TEST RESULTS DATA
Average Power Table
(Reporting Only)

Mod.	Data Rate	N _{TX}	CH.	Freq. (MHz)	Duty Factor (dB)	Average Conducted Power (dBm)
BLE	1Mbps	1	0	2402	2.11	4.84
BLE	1Mbps	1	19	2440	2.11	4.55
BLE	1Mbps	1	39	2480	2.11	4.54

TEST RESULTS DATA
Peak Power Density

Mod.	Data Rate	N _{TX}	CH.	Freq. (MHz)	Peak PSD (dBm /100kHz)	Peak PSD (dBm /3kHz)	DG (dBi)	Peak PSD Limit (dBm /3kHz)	Pass/Fail
BLE	1Mbps	1	0	2402	4.12	-10.36	2.11	8.00	Pass
BLE	1Mbps	1	19	2440	3.96	-10.52	2.11	8.00	Pass
BLE	1Mbps	1	39	2480	3.79	-10.76	2.11	8.00	Pass

Note: PSD (dBm/ 100kHz) is a reference level used for Conducted Band Edges and Conducted Spurious Emission 20dBc limit.

Bluetooth Low Energy 2Mbps

Test Engineer:	Rise Liu	Temperature:	20~26	°C
Test Date:	2021/5/14	Relative Humidity:	40~51	%

TEST RESULTS DATA
6dB and 99% Occupied Bandwidth

Mod.	Data Rate	NTX	CH.	Freq. (MHz)	99% Occupied BW (MHz)	6dB BW (MHz)	6dB BW Limit (MHz)	Pass/Fail
BLE	2Mbps	1	0	2402	2.06	1.13	0.50	Pass
BLE	2Mbps	1	19	2440	2.07	1.12	0.50	Pass
BLE	2Mbps	1	39	2480	2.07	1.12	0.50	Pass

TEST RESULTS DATA
Peak Power Table

Mod.	Data Rate	NTX	CH.	Freq. (MHz)	Peak Conducted Power (dBm)	Conducted Power Limit (dBm)	DG (dBi)	EIRP Power (dBm)	EIRP Power Limit (dBm)	Pass /Fail
BLE	2Mbps	1	0	2402	4.84	30.00	2.11	6.95	36.00	Pass
BLE	2Mbps	1	19	2440	4.62	30.00	2.11	6.73	36.00	Pass
BLE	2Mbps	1	39	2480	4.74	30.00	2.11	6.85	36.00	Pass

TEST RESULTS DATA
Average Power Table
(Reporting Only)

Mod.	Data Rate	NTX	CH.	Freq. (MHz)	Duty Factor (dB)	Average Conducted Power (dBm)
BLE	2Mbps	1	0	2402	4.96	4.70
BLE	2Mbps	1	19	2440	4.96	4.58
BLE	2Mbps	1	39	2480	4.96	4.69

TEST RESULTS DATA
Peak Power Density

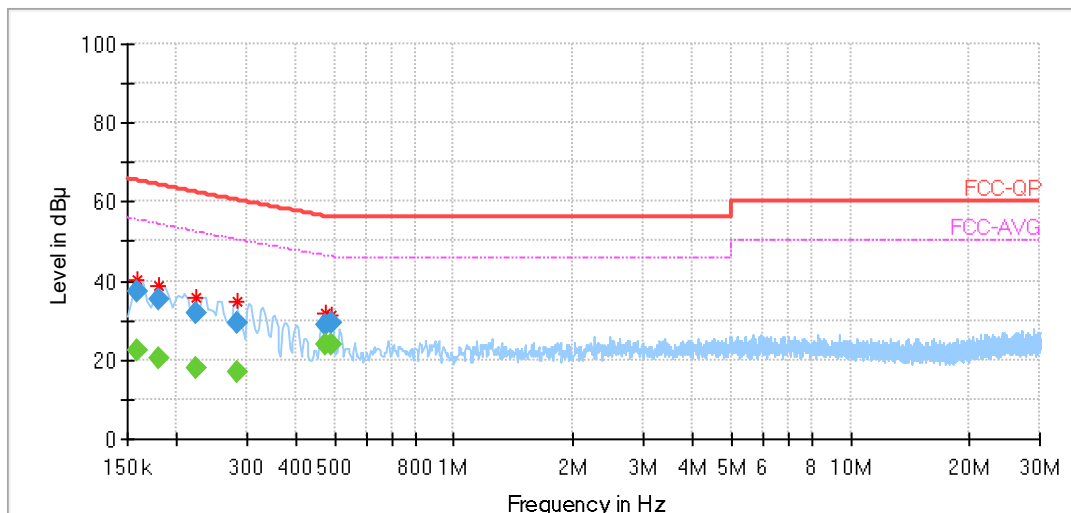
Mod.	Data Rate	NTX	CH.	Freq. (MHz)	Peak PSD (dBm /100kHz)	Peak PSD (dBm /3kHz)	DG (dBi)	Peak PSD Limit (dBm /3kHz)	Pass/Fail
BLE	2Mbps	1	0	2402	3.69	-11.83	2.11	8.00	Pass
BLE	2Mbps	1	19	2440	3.61	-11.96	2.11	8.00	Pass
BLE	2Mbps	1	39	2480	3.63	-11.93	2.11	8.00	Pass

Note: PSD (dBm/ 100kHz) is a reference level used for Conducted Band Edges and Conducted Spurious Emission 20dBc limit.

Appendix B. AC Conducted Emission Test Results

Test Engineer :	Amos Zhang	Temperature :	24.2~25.6°C
		Relative Humidity :	37~39%
Test Voltage :	120Vac / 60Hz	Phase :	Line
Remark :	All emissions not reported here are more than 10 dB below the prescribed limit.		

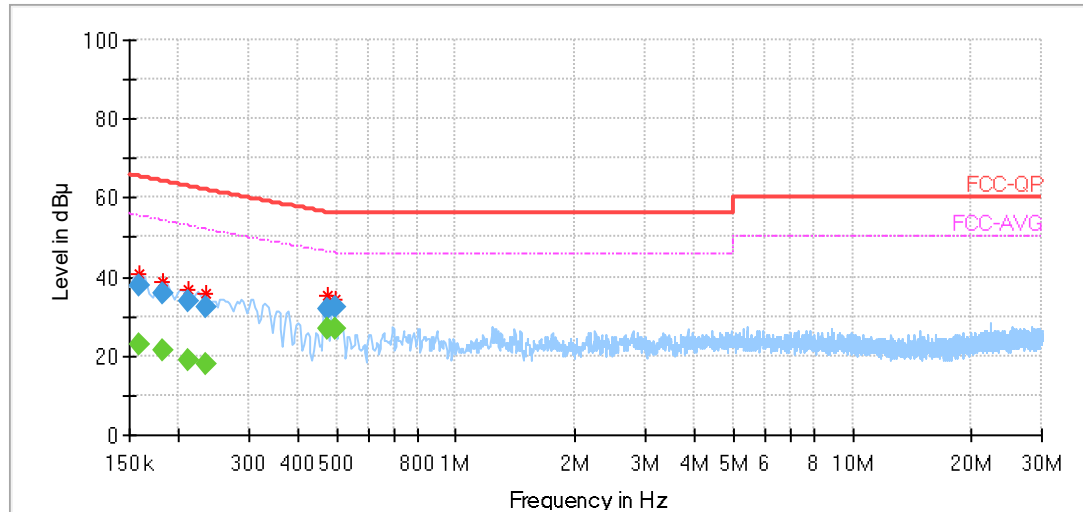
Full Spectrum



Frequency	QuasiPeak	Average	Limit	Margin	Line	Filter	Corr.
0.158944	---	22.21	55.47	33.27	L1	OFF	20.1
0.158944	37.43	---	65.48	28.05	L1	OFF	20.1
0.180562	---	20.29	54.33	34.04	L1	OFF	20.0
0.180562	35.52	---	64.35	28.83	L1	OFF	20.0
0.223088	---	17.73	52.48	34.75	L1	OFF	20.0
0.223088	31.66	---	62.52	30.86	L1	OFF	20.0
0.282844	---	16.87	50.49	33.62	L1	OFF	19.9
0.282844	29.50	---	60.53	31.03	L1	OFF	19.9
0.471656	---	23.77	46.44	22.67	L1	OFF	19.8
0.471656	28.67	---	56.45	27.78	L1	OFF	19.8
0.493275	---	23.78	46.10	22.32	L1	OFF	19.8
0.493275	29.45	---	56.10	26.65	L1	OFF	19.8

Test Engineer :	Amos Zhang	Temperature :	24.2~25.6°C
		Relative Humidity :	37~39%
Test Voltage :	120Vac / 60Hz	Phase :	Neutral
Remark :	All emissions not reported here are more than 10 dB below the prescribed limit.		

Full Spectrum



Frequency	QuasiPeak	Average	Limit	Margin	Line	Filter	Corr.
0.158944	---	22.85	55.47	32.62	N	OFF	20.2
0.158944	37.79	---	65.48	27.69	N	OFF	20.2
0.181331	---	21.15	54.29	33.14	N	OFF	20.2
0.181331	35.98	---	64.31	28.34	N	OFF	20.2
0.211950	---	18.91	52.93	34.01	N	OFF	20.2
0.211950	33.87	---	62.96	29.08	N	OFF	20.2
0.234338	---	18.11	52.06	33.95	N	OFF	20.1
0.234338	32.21	---	62.10	29.89	N	OFF	20.1
0.471657	---	26.64	46.44	19.80	N	OFF	19.9
0.471657	32.03	---	56.45	24.42	N	OFF	19.9
0.494044	---	26.62	46.09	19.47	N	OFF	19.9
0.494044	32.17	---	56.09	23.92	N	OFF	19.9



Appendix C. Radiated Spurious Emission

Bluetooth LE 1Mbps

2.4GHz 2400~2483.5MHz

BLE (Band Edge @ 3m)

BLE	Note	Frequency	Level	Over Limit	Limit Line	Read Level	Antenna Factor	Path Loss	Preamp Factor	Ant Pos	Table Pos	Peak Avg.	Pol.
		(MHz)	(dBμV/m)	(dB)	(dBμV/m)	(dBμV)	(dB/m)	(dB)	(dB)	(cm)	(deg)	(P/A)	(H/V)
BLE CH 00 2402MHz		2382.93	55.9	-18.1	74	49.14	32.15	8.06	33.45	264	0	P	H
		2382.67	44.54	-9.46	54	37.83	32.1	8.06	33.45	264	0	A	H
	*	2402	96.03	-	-	89.18	32.2	8.09	33.44	264	0	P	H
	*	2402	95.47	-	-	88.62	32.2	8.09	33.44	264	0	A	H
		2382.8	59.25	-14.75	74	51.35	33.29	8.06	33.45	255	54	P	V
		2383.19	46.09	-7.91	54	38.19	33.29	8.06	33.45	255	54	A	V
	*	2402	99.84	-	-	91.69	33.5	8.09	33.44	255	54	P	V
	*	2402	98.89	-	-	90.74	33.5	8.09	33.44	255	54	A	V
BLE CH 19 2440MHz		2380.46	54.77	-19.23	74	48.06	32.1	8.06	33.45	290	354	P	H
		2389.82	44.52	-9.48	54	37.73	32.15	8.09	33.45	290	354	A	H
		2494.48	54.57	-19.43	74	48.05	31.7	8.24	33.42	290	354	P	H
		2488.84	44.25	-9.75	54	37.73	31.7	8.24	33.42	290	354	A	H
	*	2440	96.86	-	-	90.13	32	8.16	33.43	290	354	P	H
	*	2440	96.25	-	-	89.52	32	8.16	33.43	290	354	A	H
		2375.52	55.55	-18.45	74	47.65	33.29	8.06	33.45	253	54	P	V
		2388.13	45.77	-8.23	54	37.63	33.5	8.09	33.45	253	54	A	V
		2489.2	56.06	-17.94	74	48.51	32.73	8.24	33.42	253	54	P	V
		2487.88	45.29	-8.71	54	37.74	32.73	8.24	33.42	253	54	A	V
	*	2440	100.52	-	-	92.68	33.11	8.16	33.43	253	54	P	V
	*	2440	99.89	-	-	92.05	33.11	8.16	33.43	253	54	A	V



BLE CH 39 2480MHz		2483.62	56.24	-17.76	74	49.65	31.8	8.22	33.43	361	2	P	H
		2483.5	45.52	-8.48	54	38.93	31.8	8.22	33.43	361	2	A	H
	*	2480	95.94	-	-	89.35	31.8	8.22	33.43	361	2	P	H
	*	2480	95.31	-	-	88.72	31.8	8.22	33.43	361	2	A	H
		2499.28	59.39	-14.61	74	51.84	32.73	8.24	33.42	239	51	P	V
		2483.5	47.44	-6.56	54	39.79	32.86	8.22	33.43	239	51	A	V
	*	2480	98.43	-	-	90.78	32.86	8.22	33.43	239	51	P	V
	*	2480	97.85	-	-	90.2	32.86	8.22	33.43	239	51	A	V
Remark	1. No other spurious found. 2. All results are PASS against Peak and Average limit line.												



2.4GHz 2400~2483.5MHz

BLE (Harmonic @ 3m)

BLE	Note	Frequency (MHz)	Level (dBμV/m)	Over Limit (dB)	Limit Line (dBμV/m)	Read Level (dBμV)	Antenna Factor (dB/m)	Path Loss (dB)	Preamp Factor (dB)	Ant Pos (cm)	Table Pos (deg)	Peak Avg. (P/A)	Pol. (H/V)
BLE CH 00 2402MHz		4806	44.01	-29.99	74	58.71	34.96	11.51	61.17	300	0	P	H
		4806	43.77	-30.23	74	58.59	34.84	11.51	61.17	300	360	P	V
BLE CH 19 2440MHz		4878	43.86	-30.14	74	58.33	35.04	11.6	61.11	300	0	P	H
		7320	44.38	-29.62	74	53.9	36.86	14.69	61.07	300	0	P	H
		4878	44.25	-29.75	74	58.93	34.83	11.6	61.11	300	360	P	V
		7320	43.68	-30.32	74	53.66	36.4	14.69	61.07	300	360	P	V
BLE CH 39 2480MHz		4962	45.41	-28.59	74	59.6	35.14	11.71	61.04	300	0	P	H
		7440	45.6	-28.4	74	54.88	36.89	14.88	61.05	300	0	P	H
		4962	44.23	-29.77	74	58.75	34.81	11.71	61.04	300	360	P	V
		7440	42.78	-31.22	74	52.48	36.47	14.88	61.05	300	360	P	V
Remark	1. No other spurious found. 2. All results are PASS against Peak and Average limit line.												



Emission below 1GHz

2.4GHz BLE (LF)

BLE	Note	Frequency	Level	Over	Limit	Read	Antenna	Path	Preamp	Ant	Table	Peak	Pol.
				Limit	Line	Level	Factor	Loss	Factor	Pos	Pos	Avg.	
		(MHz)	(dBμV/m)	(dB)	(dBμV/m)	(dBμV)	(dB/m)	(dB)	(dB)	(cm)	(deg)	(P/A)	(H/V)
2.4GHz BLE LF		55.22	14.64	-25.36	40	33.43	13.45	0.96	33.2	-	-	P	H
		101.78	14.54	-28.96	43.5	28.43	17.37	1.64	32.9	-	-	P	H
		142.52	20.78	-22.72	43.5	34.96	16.72	1.92	32.82	-	-	P	H
		168.71	15.06	-28.44	43.5	29.71	16.17	2.09	32.91	-	-	P	H
		241.46	16.68	-29.32	46	29.23	18.04	2.51	33.1	-	-	P	H
		755.56	25.02	-20.98	46	27.49	25.74	4.47	32.68	150	263	P	H
		37.76	24.94	-15.06	40	35.91	21.1	0.69	32.76	146	123	P	V
		54.25	23.91	-16.09	40	41.76	14.36	0.95	33.16	-	-	P	V
		73.65	15.73	-24.27	40	33.93	13.49	1.23	32.92	-	-	P	V
		121.18	19.27	-24.23	43.5	32.49	17.85	1.79	32.86	-	-	P	V
		242.43	19.46	-26.54	46	31.13	18.92	2.51	33.1	-	-	P	V
		832.19	28.88	-17.12	46	29.65	27.09	4.7	32.56	-	-	P	V
Remark	1. No other spurious found. 2. All results are PASS against limit line.												



Bluetooth LE 2Mbps

2.4GHz 2400~2483.5MHz

BLE (Band Edge @ 3m)

BLE	Note	Frequency	Level	Over Limit	Limit Line	Read Level	Antenna Factor	Path Loss	Preamp Factor	Ant Pos	Table Pos	Peak Avg.	Pol.
		(MHz)	(dBμV/m)	(dB)	(dBμV/m)	(dBμV)	(dB/m)	(dB)	(dB)	(cm)	(deg)	(P/A)	(H/V)
BLE CH 00 2402MHz		2383.32	56.09	-17.91	74	49.33	32.15	8.06	33.45	134	332	P	H
		2367.46	44.91	-9.09	54	38.24	32.1	8.02	33.45	134	332	A	H
	*	2402	96.35	-	-	89.5	32.2	8.09	33.44	134	332	P	H
	*	2402	94.97	-	-	88.12	32.2	8.09	33.44	134	332	A	H
		2382.93	59.24	-14.76	74	51.34	33.29	8.06	33.45	256	72	P	V
		2382.41	46.74	-7.26	54	38.84	33.29	8.06	33.45	256	72	A	V
	*	2402	99.48	-	-	91.33	33.5	8.09	33.44	256	72	P	V
	*	2402	98.04	-	-	89.89	33.5	8.09	33.44	256	72	A	V
BLE CH 19 2440MHz		2360.83	54.22	-19.78	74	47.6	32.05	8.02	33.45	291	16	P	H
		2367.98	44.88	-9.12	54	38.21	32.1	8.02	33.45	291	16	A	H
		2489.98	54.51	-19.49	74	47.99	31.7	8.24	33.42	291	16	P	H
		2498.5	44.66	-9.34	54	38.14	31.7	8.24	33.42	291	16	A	H
	*	2440	95.45	-	-	88.72	32	8.16	33.43	291	16	P	H
	*	2440	94.06	-	-	87.33	32	8.16	33.43	291	16	A	H
		2379.42	55.17	-18.83	74	47.27	33.29	8.06	33.45	266	57	P	V
		2372.79	46	-8	54	38.1	33.29	8.06	33.45	266	57	A	V
		2495.98	54.97	-19.03	74	47.42	32.73	8.24	33.42	266	57	P	V
		2484.7	45.74	-8.26	54	38.09	32.86	8.22	33.43	266	57	A	V
	*	2440	99.82	-	-	91.98	33.11	8.16	33.43	266	57	P	V
	*	2440	98.4	-	-	90.56	33.11	8.16	33.43	266	57	A	V



BLE CH 39 2480MHz		2499.58	56.1	-17.9	74	49.58	31.7	8.24	33.42	109	228	P	H
		2483.5	48.1	-5.9	54	41.51	31.8	8.22	33.43	109	228	A	H
	*	2480	96.01	-	-	89.42	31.8	8.22	33.43	109	228	P	H
	*	2480	94.57	-	-	87.98	31.8	8.22	33.43	109	228	A	H
		2498.98	57.82	-16.18	74	50.27	32.73	8.24	33.42	253	50	P	V
		2483.5	50.04	-3.96	54	42.39	32.86	8.22	33.43	253	50	A	V
	*	2480	98.49	-	-	90.84	32.86	8.22	33.43	253	50	P	V
	*	2480	97.07	-	-	89.42	32.86	8.22	33.43	253	50	A	V
Remark	<ol style="list-style-type: none">1. No other spurious found.2. All results are PASS against Peak and Average limit line.												



2.4GHz 2400~2483.5MHz

BLE (Harmonic @ 3m)

BLE	Note	Frequency (MHz)	Level (dBμV/m)	Over Limit (dB)	Limit Line (dBμV/m)	Read Level (dBμV)	Antenna Factor (dB/m)	Path Loss (dB)	Preamp Factor (dB)	Ant Pos (cm)	Table Pos (deg)	Peak Avg. (P/A)	Pol. (H/V)
BLE CH 00 2402MHz		4806	43.81	-30.19	74	58.51	34.96	11.51	61.17	300	0	P	H
		4806	43.19	-30.81	74	58.01	34.84	11.51	61.17	300	360	P	V
BLE CH 19 2440MHz		4878	42.94	-31.06	74	57.41	35.04	11.6	61.11	300	0	P	H
		7320	43.99	-30.01	74	53.51	36.86	14.69	61.07	300	0	P	H
		4878	43.56	-30.44	74	58.24	34.83	11.6	61.11	300	360	P	V
		7320	43.31	-30.69	74	53.29	36.4	14.69	61.07	300	360	P	V
BLE CH 39 2480MHz		4962	45.43	-28.57	74	59.62	35.14	11.71	61.04	300	0	P	H
		7440	44.05	-29.95	74	53.33	36.89	14.88	61.05	300	0	P	H
		4962	44.33	-29.67	74	58.85	34.81	11.71	61.04	300	360	P	V
		7440	43.35	-30.65	74	53.05	36.47	14.88	61.05	300	360	P	V
Remark	1. No other spurious found. 2. All results are PASS against Peak and Average limit line.												



Emission below 1GHz

2.4GHz BLE (LF)

BLE	Note	Frequency	Level	Over	Limit	Read	Antenna	Path	Preamp	Ant	Table	Peak	Pol.
				Limit	Line	Level	Factor	Loss	Factor	Pos	Pos	Avg.	
		(MHz)	(dBμV/m)	(dB)	(dBμV/m)	(dBμV)	(dB/m)	(dB)	(dB)	(cm)	(deg)	(P/A)	(H/V)
2.4GHz BLE LF		43.58	17.83	-22.17	40	32.61	17.32	0.78	32.88	-	-	P	H
		84.32	14.31	-25.69	40	31.5	14.24	1.39	32.82	-	-	P	H
		125.06	16.82	-26.68	43.5	30.86	17	1.81	32.85	-	-	P	H
		143.49	20.75	-22.75	43.5	34.92	16.71	1.93	32.81	-	-	P	H
		242.43	16.55	-29.45	46	29.04	18.1	2.51	33.1	-	-	P	H
		827.34	28.25	-17.75	46	29.7	26.42	4.68	32.55	258	46	P	H
		44.55	22.97	-17.03	40	37.77	17.3	0.8	32.9	145	273	P	V
		55.22	22.18	-17.82	40	40.22	14.2	0.96	33.2	-	-	P	V
		122.15	19.78	-23.72	43.5	33.02	17.83	1.79	32.86	-	-	P	V
		243.4	18.84	-27.16	46	30.44	18.98	2.52	33.1	-	-	P	V
		491.72	24.33	-21.67	46	29.17	24.34	3.6	32.78	-	-	P	V
		833.16	28.71	-17.29	46	29.48	27.1	4.7	32.57	-	-	P	V
Remark	1. No other spurious found. 2. All results are PASS against limit line.												

**Note symbol**

*	Fundamental Frequency which can be ignored. However, the level of any unwanted emissions shall not exceed the level of the fundamental frequency.
!	Test result is over limit line.
P/A	P eak or A verage
H/V	H orizontal or V ertical



A calculation example for radiated spurious emission is shown as below:

BLE	Note	Frequency	Level	Over	Limit	Read	Antenna	Path	Preamp	Ant	Table	Peak	Pol.
				Limit	Line	Level	Factor	Loss	Factor	Pos	Pos	Avg.	
		(MHz)	(dBμV/m)	(dB)	(dBμV/m)	(dBμV)	(dB/m)	(dB)	(dB)	(cm)	(deg)	(P/A)	(H/V)
BLE CH 00 2402MHz		2390	55.45	-18.55	74	54.51	32.22	4.58	35.86	103	308	P	H
		2390	43.54	-10.46	54	42.6	32.22	4.58	35.86	103	308	A	H

1. Path Loss(dB) = Cable loss(dB) + Filter loss(dB) + Attenuator loss(dB)
2. Level(dBμV/m) =
Antenna Factor(dB/m) + Path Loss(dB) + Read Level(dBμV) - Preamp Factor(dB)
3. Over Limit(dB) = Level(dBμV/m) – Limit Line(dBμV/m)

For Peak Limit @ 2390MHz:

1. Level(dBμV/m)
= Antenna Factor(dB/m) + Path Loss(dB) + Read Level(dBμV) - Preamp Factor(dB)
= 32.22(dB/m) + 4.58(dB) + 54.51(dBμV) – 35.86 (dB)
= 55.45 (dBμV/m)
2. Over Limit(dB)
= Level(dBμV/m) – Limit Line(dBμV/m)
= 55.45(dBμV/m) – 74(dBμV/m)
= -18.55(dB)

For Average Limit @ 2390MHz:

1. Level(dBμV/m)
= Antenna Factor(dB/m) + Path Loss(dB) + Read Level(dBμV) - Preamp Factor(dB)
= 32.22(dB/m) + 4.58(dB) + 42.6(dBμV) – 35.86 (dB)
= 43.54 (dBμV/m)
2. Over Limit(dB)
= Level(dBμV/m) – Limit Line(dBμV/m)
= 43.54(dBμV/m) – 54(dBμV/m)
= -10.46(dB)

Both peak and average measured complies with the limit line, so test result is “PASS”.

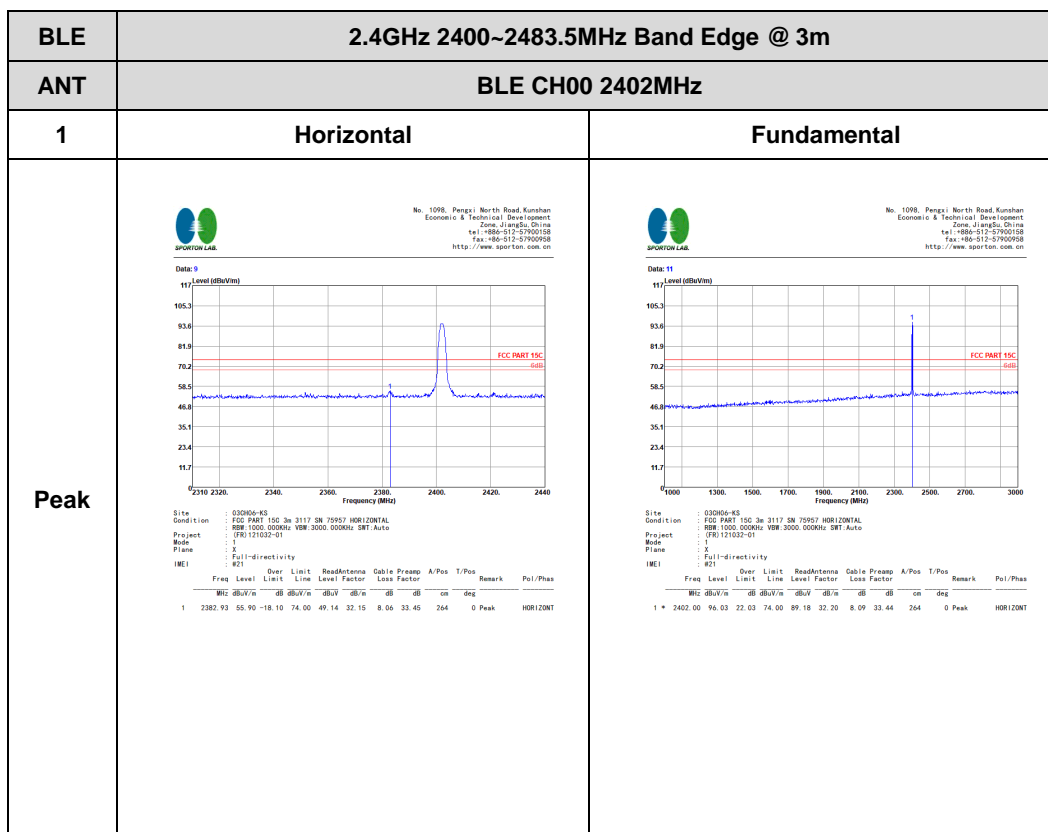


Appendix D. Radiated Spurious Emission Plots

Bluetooth LE 1Mbps

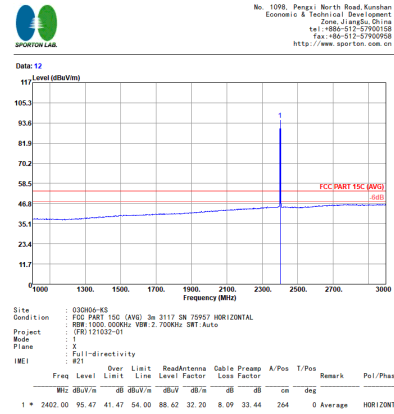
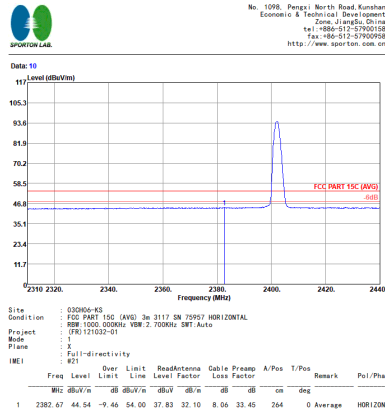
2.4GHz 2400~2483.5MHz

BLE (Band Edge @ 3m)

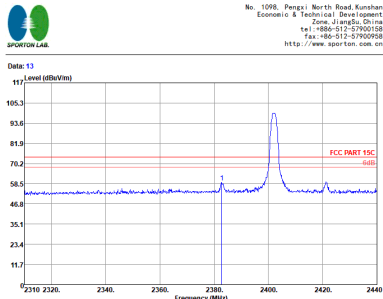
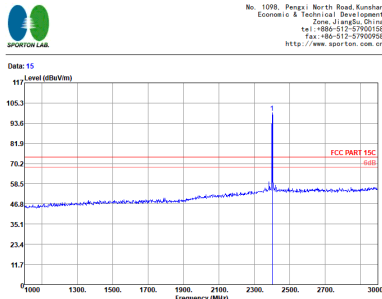
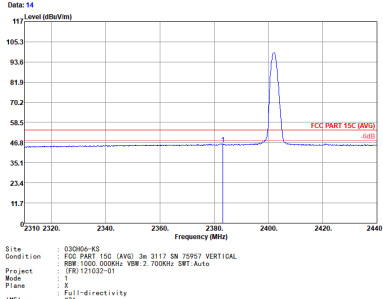
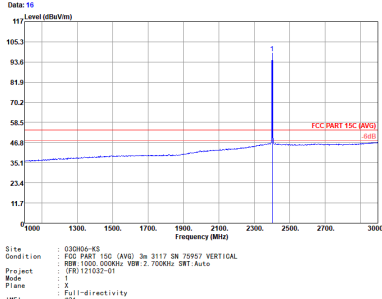




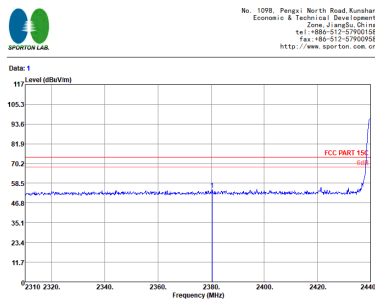
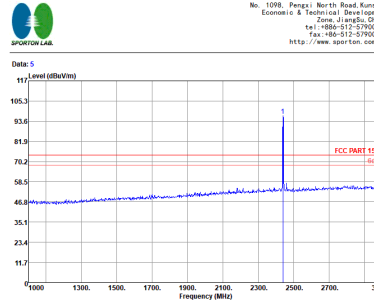
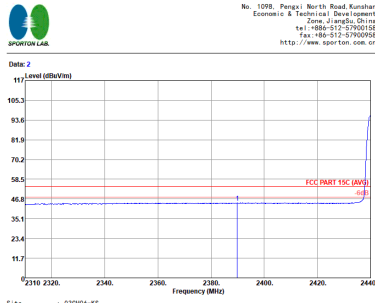
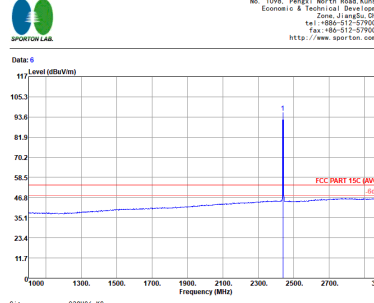
Avg.



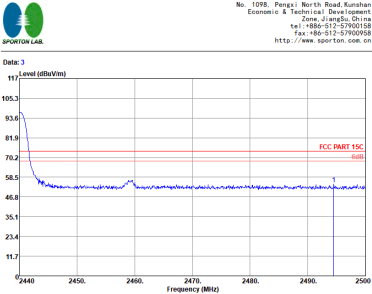
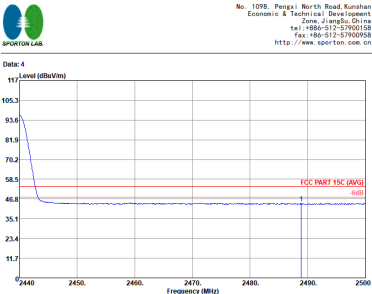


BLE		2.4GHz 2400~2483.5MHz Band Edge @ 3m																																																																																																																									
ANT		BLE CH00 2402MHz																																																																																																																									
1	Vertical	Fundamental																																																																																																																									
Peak	<div><div></div><div><p>No. 1098, Pengzi North Road, Kunshan Economic & Technical Development Zone, Jiangsu, China tel: +86-512-57900158 fax: +86-512-57900058 http://www.sporton.com.cn</p><p>Site : 030904-KS Condition : FCC PART 15C 3m 3117 SN 75957 VERTICAL Project : RRM-1000 0000Hz VSW:3000.0000Hz SMT:Auto Bode : (FR)121032-01 Plane : 1 IME1 : Full-directivity</p><table><tr><th>IME1</th><th>Over</th><th>Limit</th><th>ReadAntenna</th><th>Cable Preamp</th><th>A/Pos</th><th>T/Pos</th><th>Remark</th><th>Pol/Phas</th></tr><tr><th>IME1</th><th>Line</th><th>Line</th><th>Level Factor</th><th>Loss Factor</th><th>cm</th><th>deg</th><th></th><th></th></tr><tr><td>1</td><td>2382.80</td><td>59.25</td><td>-14.75</td><td>74.00</td><td>51.35</td><td>33.29</td><td>8.06</td><td>33.45</td><td>255</td><td>54 Peak</td><td>VERTICAL</td></tr></table></div></div> <div><div></div><div><p>No. 1098, Pengzi North Road, Kunshan Economic & Technical Development Zone, Jiangsu, China tel: +86-512-57900158 fax: +86-512-57900058 http://www.sporton.com.cn</p><p>Site : 030904-KS Condition : FCC PART 15C 3m 3117 SN 75957 VERTICAL Project : RRM-1000 0000Hz VSW:3000.0000Hz SMT:Auto Bode : (FR)121032-01 Plane : 1 IME1 : Full-directivity</p><table><tr><th>IME1</th><th>Over</th><th>Limit</th><th>ReadAntenna</th><th>Cable Preamp</th><th>A/Pos</th><th>T/Pos</th><th>Remark</th><th>Pol/Phas</th></tr><tr><th>IME1</th><th>Line</th><th>Line</th><th>Level Factor</th><th>Loss Factor</th><th>cm</th><th>deg</th><th></th><th></th></tr><tr><td>1</td><td>2402.00</td><td>99.84</td><td>25.84</td><td>74.00</td><td>91.69</td><td>33.50</td><td>8.09</td><td>33.44</td><td>255</td><td>54 Peak</td><td>VERTICAL</td></tr></table></div></div>	IME1	Over	Limit	ReadAntenna	Cable Preamp	A/Pos	T/Pos	Remark	Pol/Phas	IME1	Line	Line	Level Factor	Loss Factor	cm	deg			1	2382.80	59.25	-14.75	74.00	51.35	33.29	8.06	33.45	255	54 Peak	VERTICAL	IME1	Over	Limit	ReadAntenna	Cable Preamp	A/Pos	T/Pos	Remark	Pol/Phas	IME1	Line	Line	Level Factor	Loss Factor	cm	deg			1	2402.00	99.84	25.84	74.00	91.69	33.50	8.09	33.44	255	54 Peak	VERTICAL	Avg	<div><div></div><div><p>No. 1098, Pengzi North Road, Kunshan Economic & Technical Development Zone, Jiangsu, China tel: +86-512-57900158 fax: +86-512-57900058 http://www.sporton.com.cn</p><p>Site : 030904-KS Condition : FCC PART 15C (AVG) 3m 3117 SN 75957 VERTICAL Project : RRM-1000 0000Hz VSW:2.7000Hz SMT:Auto Bode : (FR)121032-01 Plane : 1 IME1 : Full-directivity</p><table><tr><th>IME1</th><th>Over</th><th>Limit</th><th>ReadAntenna</th><th>Cable Preamp</th><th>A/Pos</th><th>T/Pos</th><th>Remark</th><th>Pol/Phas</th></tr><tr><th>IME1</th><th>Line</th><th>Line</th><th>Level Factor</th><th>Loss Factor</th><th>cm</th><th>deg</th><th></th><th></th></tr><tr><td>1</td><td>2383.19</td><td>46.09</td><td>-7.91</td><td>54.00</td><td>38.19</td><td>33.29</td><td>8.06</td><td>33.45</td><td>255</td><td>54 Average</td><td>VERTICAL</td></tr></table></div></div> <div><div></div><div><p>No. 1098, Pengzi North Road, Kunshan Economic & Technical Development Zone, Jiangsu, China tel: +86-512-57900158 fax: +86-512-57900058 http://www.sporton.com.cn</p><p>Site : 030904-KS Condition : FCC PART 15C (AVG) 3m 3117 SN 75957 VERTICAL Project : RRM-1000 0000Hz VSW:2.7000Hz SMT:Auto Bode : (FR)121032-01 Plane : 1 IME1 : Full-directivity</p><table><tr><th>IME1</th><th>Over</th><th>Limit</th><th>ReadAntenna</th><th>Cable Preamp</th><th>A/Pos</th><th>T/Pos</th><th>Remark</th><th>Pol/Phas</th></tr><tr><th>IME1</th><th>Line</th><th>Line</th><th>Level Factor</th><th>Loss Factor</th><th>cm</th><th>deg</th><th></th><th></th></tr><tr><td>1</td><td>2402.00</td><td>98.89</td><td>44.89</td><td>54.00</td><td>90.74</td><td>33.50</td><td>8.09</td><td>33.44</td><td>255</td><td>54 Average</td><td>VERTICAL</td></tr></table></div></div>	IME1	Over	Limit	ReadAntenna	Cable Preamp	A/Pos	T/Pos	Remark	Pol/Phas	IME1	Line	Line	Level Factor	Loss Factor	cm	deg			1	2383.19	46.09	-7.91	54.00	38.19	33.29	8.06	33.45	255	54 Average	VERTICAL	IME1	Over	Limit	ReadAntenna	Cable Preamp	A/Pos	T/Pos	Remark	Pol/Phas	IME1	Line	Line	Level Factor	Loss Factor	cm	deg			1	2402.00	98.89	44.89	54.00	90.74	33.50	8.09	33.44	255	54 Average	VERTICAL
	IME1	Over	Limit	ReadAntenna	Cable Preamp	A/Pos	T/Pos	Remark	Pol/Phas																																																																																																																		
IME1	Line	Line	Level Factor	Loss Factor	cm	deg																																																																																																																					
1	2382.80	59.25	-14.75	74.00	51.35	33.29	8.06	33.45	255	54 Peak	VERTICAL																																																																																																																
IME1	Over	Limit	ReadAntenna	Cable Preamp	A/Pos	T/Pos	Remark	Pol/Phas																																																																																																																			
IME1	Line	Line	Level Factor	Loss Factor	cm	deg																																																																																																																					
1	2402.00	99.84	25.84	74.00	91.69	33.50	8.09	33.44	255	54 Peak	VERTICAL																																																																																																																
IME1	Over	Limit	ReadAntenna	Cable Preamp	A/Pos	T/Pos	Remark	Pol/Phas																																																																																																																			
IME1	Line	Line	Level Factor	Loss Factor	cm	deg																																																																																																																					
1	2383.19	46.09	-7.91	54.00	38.19	33.29	8.06	33.45	255	54 Average	VERTICAL																																																																																																																
IME1	Over	Limit	ReadAntenna	Cable Preamp	A/Pos	T/Pos	Remark	Pol/Phas																																																																																																																			
IME1	Line	Line	Level Factor	Loss Factor	cm	deg																																																																																																																					
1	2402.00	98.89	44.89	54.00	90.74	33.50	8.09	33.44	255	54 Average	VERTICAL																																																																																																																

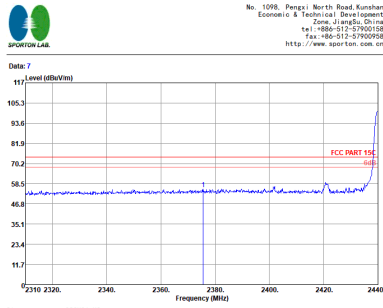
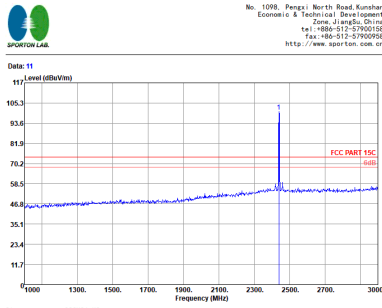
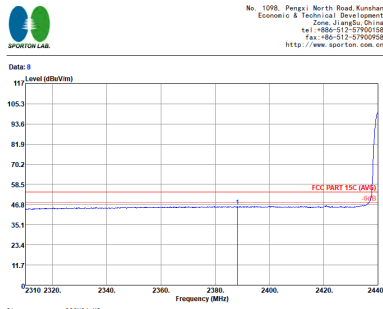
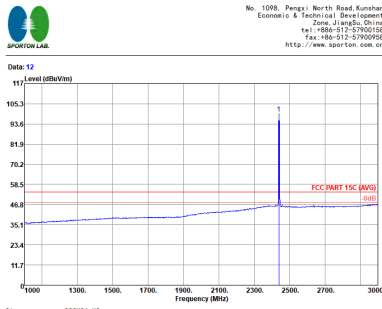


BLE	2.4GHz 2400~2483.5MHz Band Edge @ 3m																																																																																																																																										
ANT	BLE CH19 2440MHz - L																																																																																																																																										
1	Horizontal	Fundamental																																																																																																																																									
Peak	<div><div></div><div><p>No. 1098 Pengji North Road Kunshan Economic & Technical Development Zone Jiangsu China tel: +86-512-57900158 fax: +86-512-57900958 http://www.sporton.com.cn</p><p>Site : 030804-KS Condition : FCC PART 15C 3m 3117 SN 75957 HORIZONTAL Project : R88-1000-000000 VBR-3000-000000 SRT-Auto Mode : 2 Plane : Z Full-directivity : IMEI : #21</p><table><tr><th>Freq</th><th>Level</th><th>Over</th><th>Limit</th><th>ReadAntenna</th><th>Cable</th><th>Preamp</th><th>A/Pos</th><th>T/Pos</th><th>Remark</th><th>Pol/Phas</th></tr><tr><th>MHz</th><th>dBμV/m</th><th>dB</th><th>dBμV/m</th><th>dB/m</th><th>dB</th><th>dB</th><th>cm</th><th>deg</th><th></th><th></th></tr><tr><td>1</td><td>2380.46</td><td>54.77</td><td>-19.23</td><td>74.00</td><td>48.06</td><td>32.10</td><td>8.06</td><td>33.45</td><td>290</td><td>354 Peak</td><td>HORIZONTAL</td></tr></table></div></div> <div><div></div><div><p>No. 1098 Pengji North Road Kunshan Economic & Technical Development Zone Jiangsu China tel: +86-512-57900158 fax: +86-512-57900958 http://www.sporton.com.cn</p><p>Site : 030804-KS Condition : FCC PART 15C 3m 3117 SN 75957 HORIZONTAL Project : R88-1000-000000 VBR-3000-000000 SRT-Auto Mode : 2 Plane : Z Full-directivity : IMEI : #21</p><table><tr><th>Freq</th><th>Level</th><th>Over</th><th>Limit</th><th>ReadAntenna</th><th>Cable</th><th>Preamp</th><th>A/Pos</th><th>T/Pos</th><th>Remark</th><th>Pol/Phas</th></tr><tr><th>MHz</th><th>dBμV/m</th><th>dB</th><th>dBμV/m</th><th>dB/m</th><th>dB</th><th>dB</th><th>cm</th><th>deg</th><th></th><th></th></tr><tr><td>1</td><td>2440.00</td><td>96.86</td><td>22.86</td><td>74.00</td><td>90.13</td><td>32.00</td><td>8.16</td><td>33.43</td><td>290</td><td>354 Peak</td><td>HORIZONTAL</td></tr></table></div></div>	Freq	Level	Over	Limit	ReadAntenna	Cable	Preamp	A/Pos	T/Pos	Remark	Pol/Phas	MHz	dBμV/m	dB	dBμV/m	dB/m	dB	dB	cm	deg			1	2380.46	54.77	-19.23	74.00	48.06	32.10	8.06	33.45	290	354 Peak	HORIZONTAL	Freq	Level	Over	Limit	ReadAntenna	Cable	Preamp	A/Pos	T/Pos	Remark	Pol/Phas	MHz	dBμV/m	dB	dBμV/m	dB/m	dB	dB	cm	deg			1	2440.00	96.86	22.86	74.00	90.13	32.00	8.16	33.43	290	354 Peak	HORIZONTAL	Avg.	<div><div></div><div><p>No. 1098 Pengji North Road Kunshan Economic & Technical Development Zone Jiangsu China tel: +86-512-57900158 fax: +86-512-57900958 http://www.sporton.com.cn</p><p>Site : 030804-KS Condition : FCC PART 15C (AVG) 3m 3117 SN 75957 HORIZONTAL Project : R88-1000-000000 VBR-3000-000000 SRT-Auto Mode : 2 Plane : Z Full-directivity : IMEI : #21</p><table><tr><th>Freq</th><th>Level</th><th>Over</th><th>Limit</th><th>ReadAntenna</th><th>Cable</th><th>Preamp</th><th>A/Pos</th><th>T/Pos</th><th>Remark</th><th>Pol/Phas</th></tr><tr><th>MHz</th><th>dBμV/m</th><th>dB</th><th>dBμV/m</th><th>dB/m</th><th>dB</th><th>dB</th><th>cm</th><th>deg</th><th></th><th></th></tr><tr><td>1</td><td>2389.82</td><td>44.52</td><td>-9.48</td><td>54.00</td><td>37.73</td><td>32.15</td><td>8.09</td><td>33.45</td><td>290</td><td>354 Average</td><td>HORIZONTAL</td></tr></table></div></div> <div><div></div><div><p>No. 1098 Pengji North Road Kunshan Economic & Technical Development Zone Jiangsu China tel: +86-512-57900158 fax: +86-512-57900958 http://www.sporton.com.cn</p><p>Site : 030804-KS Condition : FCC PART 15C (AVG) 3m 3117 SN 75957 HORIZONTAL Project : R88-1000-000000 VBR-3000-000000 SRT-Auto Mode : 2 Plane : Z Full-directivity : IMEI : #21</p><table><tr><th>Freq</th><th>Level</th><th>Over</th><th>Limit</th><th>ReadAntenna</th><th>Cable</th><th>Preamp</th><th>A/Pos</th><th>T/Pos</th><th>Remark</th><th>Pol/Phas</th></tr><tr><th>MHz</th><th>dBμV/m</th><th>dB</th><th>dBμV/m</th><th>dB/m</th><th>dB</th><th>dB</th><th>cm</th><th>deg</th><th></th><th></th></tr><tr><td>1</td><td>2440.00</td><td>96.25</td><td>42.25</td><td>54.00</td><td>89.52</td><td>32.00</td><td>8.16</td><td>33.43</td><td>290</td><td>354 Average</td><td>HORIZONTAL</td></tr></table></div></div>	Freq	Level	Over	Limit	ReadAntenna	Cable	Preamp	A/Pos	T/Pos	Remark	Pol/Phas	MHz	dBμV/m	dB	dBμV/m	dB/m	dB	dB	cm	deg			1	2389.82	44.52	-9.48	54.00	37.73	32.15	8.09	33.45	290	354 Average	HORIZONTAL	Freq	Level	Over	Limit	ReadAntenna	Cable	Preamp	A/Pos	T/Pos	Remark	Pol/Phas	MHz	dBμV/m	dB	dBμV/m	dB/m	dB	dB	cm	deg			1	2440.00	96.25	42.25	54.00	89.52	32.00	8.16	33.43	290	354 Average	HORIZONTAL
	Freq	Level	Over	Limit	ReadAntenna	Cable	Preamp	A/Pos	T/Pos	Remark	Pol/Phas																																																																																																																																
MHz	dBμV/m	dB	dBμV/m	dB/m	dB	dB	cm	deg																																																																																																																																			
1	2380.46	54.77	-19.23	74.00	48.06	32.10	8.06	33.45	290	354 Peak	HORIZONTAL																																																																																																																																
Freq	Level	Over	Limit	ReadAntenna	Cable	Preamp	A/Pos	T/Pos	Remark	Pol/Phas																																																																																																																																	
MHz	dBμV/m	dB	dBμV/m	dB/m	dB	dB	cm	deg																																																																																																																																			
1	2440.00	96.86	22.86	74.00	90.13	32.00	8.16	33.43	290	354 Peak	HORIZONTAL																																																																																																																																
Freq	Level	Over	Limit	ReadAntenna	Cable	Preamp	A/Pos	T/Pos	Remark	Pol/Phas																																																																																																																																	
MHz	dBμV/m	dB	dBμV/m	dB/m	dB	dB	cm	deg																																																																																																																																			
1	2389.82	44.52	-9.48	54.00	37.73	32.15	8.09	33.45	290	354 Average	HORIZONTAL																																																																																																																																
Freq	Level	Over	Limit	ReadAntenna	Cable	Preamp	A/Pos	T/Pos	Remark	Pol/Phas																																																																																																																																	
MHz	dBμV/m	dB	dBμV/m	dB/m	dB	dB	cm	deg																																																																																																																																			
1	2440.00	96.25	42.25	54.00	89.52	32.00	8.16	33.43	290	354 Average	HORIZONTAL																																																																																																																																



BLE		2.4GHz 2400~2483.5MHz Band Edge @ 3m																																		
ANT		BLE CH19 2440MHz - R																																		
1	Horizontal	Fundamental																																		
Peak	<div><div><p>No. 109B, Pengxi North Road, Kunshan Economic & Technical Development Zone, Jiangsu, China tel: +86-512-57900158 fax: +86-512-57900958 http://www.sporton.com.cn</p><p>Site : 030606-KS Condition : FCC PART 15C 3m 3117 SN 75957 HORIZONTAL Project : RFU/21032-01 Mode : 2 Plane : Full-directivity IME1 : #21</p><table><thead><tr><th>Freq</th><th>Level</th><th>Over</th><th>Limit</th><th>ReadAntenna</th><th>Cable</th><th>Preamp</th><th>A/Pos</th><th>T/Pos</th><th>Remark</th><th>Poi/Phas</th></tr><tr><th>MHz</th><th>dBuV/m</th><th>dB</th><th>dBuV/m</th><th>dBuV/m</th><th>dB</th><th>dB</th><th>cm</th><th>deg</th><th></th><th></th></tr></thead><tbody><tr><td>1</td><td>2494.48</td><td>54.57</td><td>-19.43</td><td>74.00</td><td>48.05</td><td>31.70</td><td>8.24</td><td>33.42</td><td>290</td><td>354 Peak</td><td>HORIZONTAL</td></tr></tbody></table></div></div>	Freq	Level	Over	Limit	ReadAntenna	Cable	Preamp	A/Pos	T/Pos	Remark	Poi/Phas	MHz	dBuV/m	dB	dBuV/m	dBuV/m	dB	dB	cm	deg			1	2494.48	54.57	-19.43	74.00	48.05	31.70	8.24	33.42	290	354 Peak	HORIZONTAL	-
	Freq	Level	Over	Limit	ReadAntenna	Cable	Preamp	A/Pos	T/Pos	Remark	Poi/Phas																									
MHz	dBuV/m	dB	dBuV/m	dBuV/m	dB	dB	cm	deg																												
1	2494.48	54.57	-19.43	74.00	48.05	31.70	8.24	33.42	290	354 Peak	HORIZONTAL																									
Avg.	<div><div><p>No. 109B, Pengxi North Road, Kunshan Economic & Technical Development Zone, Jiangsu, China tel: +86-512-57900158 fax: +86-512-57900958 http://www.sporton.com.cn</p><p>Site : 030606-KS Condition : FCC PART 15C (AVG) 3m 3117 SN 75957 HORIZONTAL Project : RFU/21032-01 Mode : 2 Plane : Full-directivity IME1 : #21</p><table><thead><tr><th>Freq</th><th>Level</th><th>Over</th><th>Limit</th><th>ReadAntenna</th><th>Cable</th><th>Preamp</th><th>A/Pos</th><th>T/Pos</th><th>Remark</th><th>Poi/Phas</th></tr><tr><th>MHz</th><th>dBuV/m</th><th>dB</th><th>dBuV/m</th><th>dBuV/m</th><th>dB</th><th>dB</th><th>cm</th><th>deg</th><th></th><th></th></tr></thead><tbody><tr><td>1</td><td>2488.84</td><td>44.25</td><td>-9.75</td><td>54.00</td><td>37.73</td><td>31.70</td><td>8.24</td><td>33.42</td><td>290</td><td>354 Average</td><td>HORIZONTAL</td></tr></tbody></table></div></div>	Freq	Level	Over	Limit	ReadAntenna	Cable	Preamp	A/Pos	T/Pos	Remark	Poi/Phas	MHz	dBuV/m	dB	dBuV/m	dBuV/m	dB	dB	cm	deg			1	2488.84	44.25	-9.75	54.00	37.73	31.70	8.24	33.42	290	354 Average	HORIZONTAL	-
Freq	Level	Over	Limit	ReadAntenna	Cable	Preamp	A/Pos	T/Pos	Remark	Poi/Phas																										
MHz	dBuV/m	dB	dBuV/m	dBuV/m	dB	dB	cm	deg																												
1	2488.84	44.25	-9.75	54.00	37.73	31.70	8.24	33.42	290	354 Average	HORIZONTAL																									


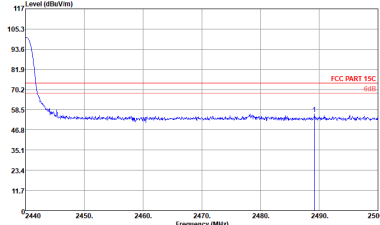

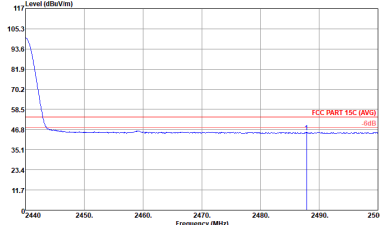


BLE		2.4GHz 2400~2483.5MHz Band Edge @ 3m																																																																																																																									
ANT		BLE CH19 2440MHz - L																																																																																																																									
1	Vertical	Fundamental																																																																																																																									
Peak	<div><div></div><div><p>No. 1098, Pengzi North Road, Kunshan Economic & Technical Development Zone, Jiangsu, China tel: +86-512-57900158 fax: +86-512-57900958 http://www.sporton.com.cn</p><p>Site : 030904-KS Condition : FCC PART 15C 3m 3117 5N 79957 VERTICAL Project : RRM-1000 0000Hz VSW:3000.0000Hz SMT:Auto Bode : (FR)121032-01 Plane : 2 IMEI : Full-directivity #21</p><table><tr><th>IMEI</th><th>Over</th><th>Limit</th><th>ReadAntenna</th><th>Cable Preamp</th><th>A/Pos</th><th>T/Pos</th><th>Remark</th><th>Pol/Phas</th></tr><tr><th>Line</th><th>Level</th><th>Line</th><th>Level</th><th>Factor</th><th>Loss</th><th>Factor</th><th>cm</th><th>deg</th></tr><tr><td>1</td><td>2375.52</td><td>55.55</td><td>-18.45</td><td>74.00</td><td>47.65</td><td>33.29</td><td>8.06</td><td>33.45</td><td>253</td><td>54 Peak</td><td>VERTICAL</td></tr></table></div></div> <div><div></div><div><p>No. 1098, Pengzi North Road, Kunshan Economic & Technical Development Zone, Jiangsu, China tel: +86-512-57900158 fax: +86-512-57900958 http://www.sporton.com.cn</p><p>Site : 030904-KS Condition : FCC PART 15C 3m 3117 5N 79957 VERTICAL Project : RRM-1000 0000Hz VSW:3000.0000Hz SMT:Auto Bode : (FR)121032-01 Plane : 2 IMEI : Full-directivity #21</p><table><tr><th>IMEI</th><th>Over</th><th>Limit</th><th>ReadAntenna</th><th>Cable Preamp</th><th>A/Pos</th><th>T/Pos</th><th>Remark</th><th>Pol/Phas</th></tr><tr><th>Line</th><th>Level</th><th>Line</th><th>Level</th><th>Factor</th><th>Loss</th><th>Factor</th><th>cm</th><th>deg</th></tr><tr><td>1</td><td>2440.00</td><td>100.52</td><td>26.52</td><td>74.00</td><td>92.68</td><td>33.11</td><td>8.16</td><td>33.43</td><td>253</td><td>54 Peak</td><td>VERTICAL</td></tr></table></div></div>	IMEI	Over	Limit	ReadAntenna	Cable Preamp	A/Pos	T/Pos	Remark	Pol/Phas	Line	Level	Line	Level	Factor	Loss	Factor	cm	deg	1	2375.52	55.55	-18.45	74.00	47.65	33.29	8.06	33.45	253	54 Peak	VERTICAL	IMEI	Over	Limit	ReadAntenna	Cable Preamp	A/Pos	T/Pos	Remark	Pol/Phas	Line	Level	Line	Level	Factor	Loss	Factor	cm	deg	1	2440.00	100.52	26.52	74.00	92.68	33.11	8.16	33.43	253	54 Peak	VERTICAL	Avg.	<div><div></div><div><p>No. 1098, Pengzi North Road, Kunshan Economic & Technical Development Zone, Jiangsu, China tel: +86-512-57900158 fax: +86-512-57900958 http://www.sporton.com.cn</p><p>Site : 030904-KS Condition : FCC PART 15C (AVG) 3m 3117 5N 79957 VERTICAL Project : RRM-1000 0000Hz VSW:2.7000Hz SMT:Auto Bode : (FR)121032-01 Plane : 2 IMEI : Full-directivity #21</p><table><tr><th>IMEI</th><th>Over</th><th>Limit</th><th>ReadAntenna</th><th>Cable Preamp</th><th>A/Pos</th><th>T/Pos</th><th>Remark</th><th>Pol/Phas</th></tr><tr><th>Line</th><th>Level</th><th>Line</th><th>Level</th><th>Factor</th><th>Loss</th><th>Factor</th><th>cm</th><th>deg</th></tr><tr><td>1</td><td>2388.13</td><td>45.77</td><td>-8.23</td><td>54.00</td><td>37.63</td><td>33.50</td><td>8.09</td><td>33.45</td><td>253</td><td>54 Average</td><td>VERTICAL</td></tr></table></div></div> <div><div></div><div><p>No. 1098, Pengzi North Road, Kunshan Economic & Technical Development Zone, Jiangsu, China tel: +86-512-57900158 fax: +86-512-57900958 http://www.sporton.com.cn</p><p>Site : 030904-KS Condition : FCC PART 15C (AVG) 3m 3117 5N 79957 VERTICAL Project : RRM-1000 0000Hz VSW:2.7000Hz SMT:Auto Bode : (FR)121032-01 Plane : 2 IMEI : Full-directivity #21</p><table><tr><th>IMEI</th><th>Over</th><th>Limit</th><th>ReadAntenna</th><th>Cable Preamp</th><th>A/Pos</th><th>T/Pos</th><th>Remark</th><th>Pol/Phas</th></tr><tr><th>Line</th><th>Level</th><th>Line</th><th>Level</th><th>Factor</th><th>Loss</th><th>Factor</th><th>cm</th><th>deg</th></tr><tr><td>1</td><td>2440.00</td><td>99.89</td><td>45.89</td><td>54.00</td><td>92.05</td><td>33.11</td><td>8.16</td><td>33.43</td><td>253</td><td>54 Average</td><td>VERTICAL</td></tr></table></div></div>	IMEI	Over	Limit	ReadAntenna	Cable Preamp	A/Pos	T/Pos	Remark	Pol/Phas	Line	Level	Line	Level	Factor	Loss	Factor	cm	deg	1	2388.13	45.77	-8.23	54.00	37.63	33.50	8.09	33.45	253	54 Average	VERTICAL	IMEI	Over	Limit	ReadAntenna	Cable Preamp	A/Pos	T/Pos	Remark	Pol/Phas	Line	Level	Line	Level	Factor	Loss	Factor	cm	deg	1	2440.00	99.89	45.89	54.00	92.05	33.11	8.16	33.43	253	54 Average	VERTICAL
	IMEI	Over	Limit	ReadAntenna	Cable Preamp	A/Pos	T/Pos	Remark	Pol/Phas																																																																																																																		
Line	Level	Line	Level	Factor	Loss	Factor	cm	deg																																																																																																																			
1	2375.52	55.55	-18.45	74.00	47.65	33.29	8.06	33.45	253	54 Peak	VERTICAL																																																																																																																
IMEI	Over	Limit	ReadAntenna	Cable Preamp	A/Pos	T/Pos	Remark	Pol/Phas																																																																																																																			
Line	Level	Line	Level	Factor	Loss	Factor	cm	deg																																																																																																																			
1	2440.00	100.52	26.52	74.00	92.68	33.11	8.16	33.43	253	54 Peak	VERTICAL																																																																																																																
IMEI	Over	Limit	ReadAntenna	Cable Preamp	A/Pos	T/Pos	Remark	Pol/Phas																																																																																																																			
Line	Level	Line	Level	Factor	Loss	Factor	cm	deg																																																																																																																			
1	2388.13	45.77	-8.23	54.00	37.63	33.50	8.09	33.45	253	54 Average	VERTICAL																																																																																																																
IMEI	Over	Limit	ReadAntenna	Cable Preamp	A/Pos	T/Pos	Remark	Pol/Phas																																																																																																																			
Line	Level	Line	Level	Factor	Loss	Factor	cm	deg																																																																																																																			
1	2440.00	99.89	45.89	54.00	92.05	33.11	8.16	33.43	253	54 Average	VERTICAL																																																																																																																


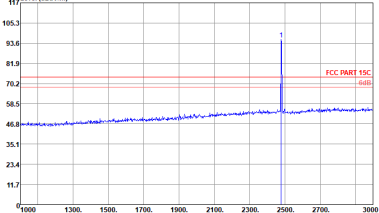

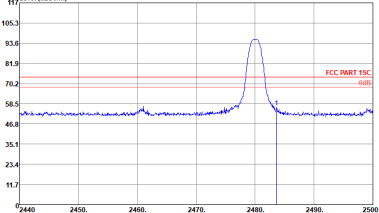

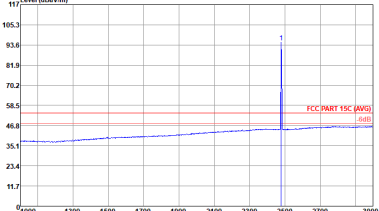

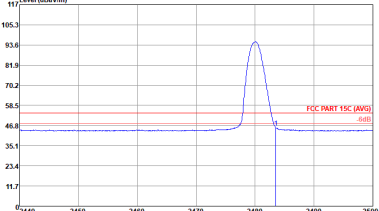


FCC RF Test Report

Report No. : FR121032-01

BLE		2.4GHz 2400~2483.5MHz Band Edge @ 3m																																	
ANT		BLE CH19 2440MHz - R																																	
1	Vertical	Fundamental																																	
Peak	<div><div></div><div>No. 1098, Pengzi North Road, Kunshan Economic & Technical Development Zone, Jiangsu, China tel: +86-512-57900158 fax: +86-512-57900958 http://www.sporton.com.cn</div></div> <div><p>Data: 9</p><p>Site : 030904-KS Condition : FCC PART 15C 3m 3117 5N 75957 VERTICAL Project : RSM 1000, 0000KHz VSW: 3000, 0000KHz SMT: Auto Bode : 2 Plane : E IMEI : Full-directivity 421</p><table><tr><th>Freq</th><th>Level</th><th>Over</th><th>Limit</th><th>ReadAntenna</th><th>Cable</th><th>Preamp</th><th>A/Pos</th><th>T/Pos</th><th>Remark</th><th>Pol/Phas</th></tr><tr><th>MHz</th><th>dBuV/m</th><th>dB</th><th>dBuV/m</th><th>dBuV/m</th><th>dB</th><th>dB</th><th>cm</th><th>deg</th><th></th><th></th></tr><tr><td>1</td><td>2489.20</td><td>55.06</td><td>-17.94</td><td>74.00</td><td>48.51</td><td>32.73</td><td>8.24</td><td>33.42</td><td>253</td><td>54 Peak VERTICAL</td></tr></table></div>	Freq	Level	Over	Limit	ReadAntenna	Cable	Preamp	A/Pos	T/Pos	Remark	Pol/Phas	MHz	dBuV/m	dB	dBuV/m	dBuV/m	dB	dB	cm	deg			1	2489.20	55.06	-17.94	74.00	48.51	32.73	8.24	33.42	253	54 Peak VERTICAL	-
	Freq	Level	Over	Limit	ReadAntenna	Cable	Preamp	A/Pos	T/Pos	Remark	Pol/Phas																								
MHz	dBuV/m	dB	dBuV/m	dBuV/m	dB	dB	cm	deg																											
1	2489.20	55.06	-17.94	74.00	48.51	32.73	8.24	33.42	253	54 Peak VERTICAL																									
Avg.	<div><div></div><div>No. 1098, Pengzi North Road, Kunshan Economic & Technical Development Zone, Jiangsu, China tel: +86-512-57900158 fax: +86-512-57900958 http://www.sporton.com.cn</div></div> <div><p>Data: 10</p><p>Site : 030904-KS Condition : FCC PART 15C (AVG) 3m 3117 5N 75957 VERTICAL Project : RSM 1000, 0000KHz VSW: 2, 7000KHz SMT: Auto Bode : 2 Plane : E IMEI : Full-directivity 421</p><table><tr><th>Freq</th><th>Level</th><th>Over</th><th>Limit</th><th>ReadAntenna</th><th>Cable</th><th>Preamp</th><th>A/Pos</th><th>T/Pos</th><th>Remark</th><th>Pol/Phas</th></tr><tr><th>MHz</th><th>dBuV/m</th><th>dB</th><th>dBuV/m</th><th>dBuV/m</th><th>dB</th><th>dB</th><th>cm</th><th>deg</th><th></th><th></th></tr><tr><td>1</td><td>2487.88</td><td>45.29</td><td>-8.71</td><td>54.00</td><td>37.74</td><td>32.73</td><td>8.24</td><td>33.42</td><td>253</td><td>54 Average VERTICAL</td></tr></table></div>	Freq	Level	Over	Limit	ReadAntenna	Cable	Preamp	A/Pos	T/Pos	Remark	Pol/Phas	MHz	dBuV/m	dB	dBuV/m	dBuV/m	dB	dB	cm	deg			1	2487.88	45.29	-8.71	54.00	37.74	32.73	8.24	33.42	253	54 Average VERTICAL	-
	Freq	Level	Over	Limit	ReadAntenna	Cable	Preamp	A/Pos	T/Pos	Remark	Pol/Phas																								
MHz	dBuV/m	dB	dBuV/m	dBuV/m	dB	dB	cm	deg																											
1	2487.88	45.29	-8.71	54.00	37.74	32.73	8.24	33.42	253	54 Average VERTICAL																									

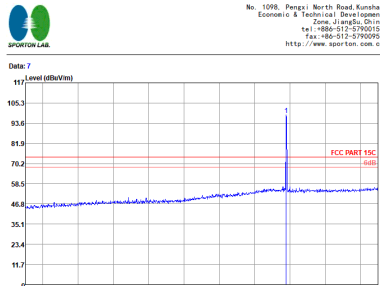
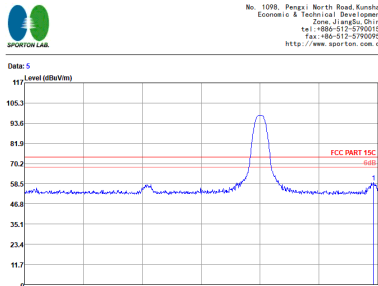
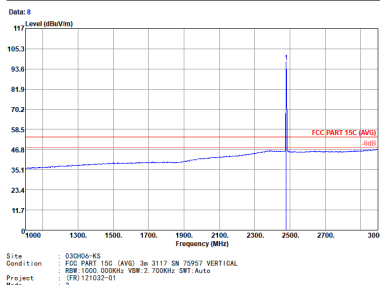
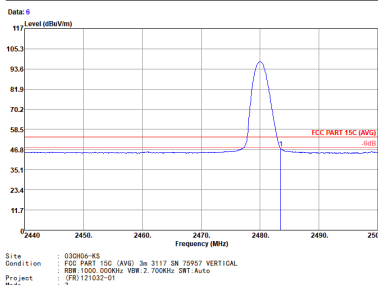


BLE		2.4GHz 2400~2483.5MHz Band Edge @ 3m																																																																																																																					
ANT		BLE CH39 2480MHz																																																																																																																					
1	Fundamental	Horizontal																																																																																																																					
Peak	<div><div><p>No. 1098, Pengji North Road, Kunshan Economic & Technical Development Zone, Jiangsu, China tel: +86-512-57900158 fax: +86-512-57900958 http://www.sporton.com.cn</p></div><div><p>Date: 3</p><p>Site : 030H06-KS Condition : FCC PART 15C 3m 3117 SN 75957 HORIZONTAL Project : RRM-1000.000MHz VSW:3000.000kHz SMT:Auto Project : FR121032-01 Mode : 3 Plane : E Full-directivity IMEI : #21</p><table><thead><tr><th>MEI</th><th>Level</th><th>Line</th><th>Level Factor</th><th>Loss Factor</th><th>A/Pos</th><th>T/Pos</th><th>Remark</th><th>Pol/Phas</th></tr><tr><th>MHz</th><th>dBm/Vm</th><th>dB</th><th>dBm/Vm</th><th>dB</th><th>dB</th><th>deg</th><th></th><th></th></tr></thead><tbody><tr><td>1 * 2480.00</td><td>95.94</td><td>21.94</td><td>74.00</td><td>89.35</td><td>31.80</td><td>8.22</td><td>33.43</td><td>361</td><td>2 Peak</td><td>HORIZONTAL</td></tr></tbody></table></div></div> <div><div><p>No. 1098, Pengji North Road, Kunshan Economic & Technical Development Zone, Jiangsu, China tel: +86-512-57900158 fax: +86-512-57900958 http://www.sporton.com.cn</p></div><div><p>Date: 1</p><p>Site : 030H06-KS Condition : FCC PART 15C 3m 3117 SN 75957 HORIZONTAL Project : RRM-1000.000MHz VSW:3000.000kHz SMT:Auto Project : FR121032-01 Mode : 3 Plane : E Full-directivity IMEI : #21</p><table><thead><tr><th>MEI</th><th>Level</th><th>Line</th><th>Level Factor</th><th>Loss Factor</th><th>A/Pos</th><th>T/Pos</th><th>Remark</th><th>Pol/Phas</th></tr><tr><th>MHz</th><th>dBm/Vm</th><th>dB</th><th>dBm/Vm</th><th>dB</th><th>dB</th><th>deg</th><th></th><th></th></tr></thead><tbody><tr><td>1 2483.62</td><td>56.24</td><td>-17.76</td><td>74.00</td><td>49.65</td><td>31.80</td><td>8.22</td><td>33.43</td><td>361</td><td>2 Peak</td><td>HORIZONTAL</td></tr></tbody></table></div></div>	MEI	Level	Line	Level Factor	Loss Factor	A/Pos	T/Pos	Remark	Pol/Phas	MHz	dBm/Vm	dB	dBm/Vm	dB	dB	deg			1 * 2480.00	95.94	21.94	74.00	89.35	31.80	8.22	33.43	361	2 Peak	HORIZONTAL	MEI	Level	Line	Level Factor	Loss Factor	A/Pos	T/Pos	Remark	Pol/Phas	MHz	dBm/Vm	dB	dBm/Vm	dB	dB	deg			1 2483.62	56.24	-17.76	74.00	49.65	31.80	8.22	33.43	361	2 Peak	HORIZONTAL	Avg.	<div><div><p>No. 1098, Pengji North Road, Kunshan Economic & Technical Development Zone, Jiangsu, China tel: +86-512-57900158 fax: +86-512-57900958 http://www.sporton.com.cn</p></div><div><p>Date: 4</p><p>Site : 030H06-KS Condition : FCC PART 15C (AVG) 3m 3117 SN 75957 HORIZONTAL Project : RRM-1000.000MHz VSW:3.7000kHz SMT:Auto Project : FR121032-01 Mode : 3 Plane : E Full-directivity IMEI : #21</p><table><thead><tr><th>MEI</th><th>Level</th><th>Line</th><th>Level Factor</th><th>Loss Factor</th><th>A/Pos</th><th>T/Pos</th><th>Remark</th><th>Pol/Phas</th></tr><tr><th>MHz</th><th>dBm/Vm</th><th>dB</th><th>dBm/Vm</th><th>dB</th><th>dB</th><th>deg</th><th></th><th></th></tr></thead><tbody><tr><td>1 * 2480.00</td><td>95.31</td><td>41.31</td><td>54.00</td><td>88.72</td><td>31.80</td><td>8.22</td><td>33.43</td><td>361</td><td>2 Average</td><td>HORIZONTAL</td></tr></tbody></table></div></div> <div><div><p>No. 1098, Pengji North Road, Kunshan Economic & Technical Development Zone, Jiangsu, China tel: +86-512-57900158 fax: +86-512-57900958 http://www.sporton.com.cn</p></div><div><p>Date: 2</p><p>Site : 030H06-KS Condition : FCC PART 15C (AVG) 3m 3117 SN 75957 HORIZONTAL Project : RRM-1000.000MHz VSW:3.7000kHz SMT:Auto Project : FR121032-01 Mode : 3 Plane : E Full-directivity IMEI : #21</p><table><thead><tr><th>MEI</th><th>Level</th><th>Line</th><th>Level Factor</th><th>Loss Factor</th><th>A/Pos</th><th>T/Pos</th><th>Remark</th><th>Pol/Phas</th></tr><tr><th>MHz</th><th>dBm/Vm</th><th>dB</th><th>dBm/Vm</th><th>dB</th><th>dB</th><th>deg</th><th></th><th></th></tr></thead><tbody><tr><td>1 2483.50</td><td>45.52</td><td>-8.48</td><td>54.00</td><td>38.93</td><td>31.80</td><td>8.22</td><td>33.43</td><td>361</td><td>2 Average</td><td>HORIZONTAL</td></tr></tbody></table></div></div>	MEI	Level	Line	Level Factor	Loss Factor	A/Pos	T/Pos	Remark	Pol/Phas	MHz	dBm/Vm	dB	dBm/Vm	dB	dB	deg			1 * 2480.00	95.31	41.31	54.00	88.72	31.80	8.22	33.43	361	2 Average	HORIZONTAL	MEI	Level	Line	Level Factor	Loss Factor	A/Pos	T/Pos	Remark	Pol/Phas	MHz	dBm/Vm	dB	dBm/Vm	dB	dB	deg			1 2483.50	45.52	-8.48	54.00	38.93	31.80	8.22	33.43	361	2 Average	HORIZONTAL
	MEI	Level	Line	Level Factor	Loss Factor	A/Pos	T/Pos	Remark	Pol/Phas																																																																																																														
MHz	dBm/Vm	dB	dBm/Vm	dB	dB	deg																																																																																																																	
1 * 2480.00	95.94	21.94	74.00	89.35	31.80	8.22	33.43	361	2 Peak	HORIZONTAL																																																																																																													
MEI	Level	Line	Level Factor	Loss Factor	A/Pos	T/Pos	Remark	Pol/Phas																																																																																																															
MHz	dBm/Vm	dB	dBm/Vm	dB	dB	deg																																																																																																																	
1 2483.62	56.24	-17.76	74.00	49.65	31.80	8.22	33.43	361	2 Peak	HORIZONTAL																																																																																																													
MEI	Level	Line	Level Factor	Loss Factor	A/Pos	T/Pos	Remark	Pol/Phas																																																																																																															
MHz	dBm/Vm	dB	dBm/Vm	dB	dB	deg																																																																																																																	
1 * 2480.00	95.31	41.31	54.00	88.72	31.80	8.22	33.43	361	2 Average	HORIZONTAL																																																																																																													
MEI	Level	Line	Level Factor	Loss Factor	A/Pos	T/Pos	Remark	Pol/Phas																																																																																																															
MHz	dBm/Vm	dB	dBm/Vm	dB	dB	deg																																																																																																																	
1 2483.50	45.52	-8.48	54.00	38.93	31.80	8.22	33.43	361	2 Average	HORIZONTAL																																																																																																													



FCC RF Test Report

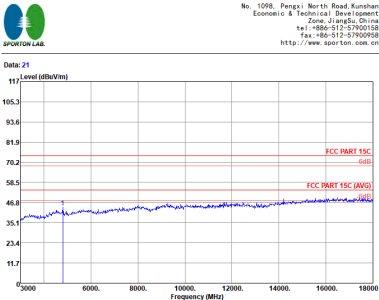
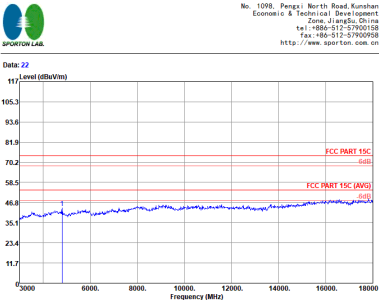
Report No. : FR121032-01

BLE	2.4GHz 2400~2483.5MHz Band Edge @ 3m																																																													
ANT	BLE CH39 2480MHz																																																													
1	Fundamental	Vertical																																																												
Peak	<div><div><p>Site : 030904-KS Condition : FCC PART 15C 3m 3117 SN 75957 VERTICAL Project : RRM-1000 0000Hz VSW:3000.0000Hz SMT:Auto Bode : FR121032-01 Plane : 2 IME1 : Full-directivity</p><table><tr><th>IME1</th><th>Over</th><th>Limit</th><th>ReadAntenna</th><th>Cable Preamp</th><th>A/Pos</th><th>T/Pos</th><th>Remark</th><th>Pol/Phas</th></tr><tr><th>IME1</th><th>Line</th><th>Line</th><th>Level Factor</th><th>Loss Factor</th><th>cm</th><th>deg</th><th></th><th></th></tr><tr><td>1</td><td>2480.00</td><td>98.43</td><td>24.43</td><td>74.00</td><td>90.78</td><td>32.86</td><td>8.22</td><td>33.43</td><td>239</td><td>51 Peak</td><td>VERTICAL</td></tr></table></div></div>	IME1	Over	Limit	ReadAntenna	Cable Preamp	A/Pos	T/Pos	Remark	Pol/Phas	IME1	Line	Line	Level Factor	Loss Factor	cm	deg			1	2480.00	98.43	24.43	74.00	90.78	32.86	8.22	33.43	239	51 Peak	VERTICAL	<div><div><p>Site : 030904-KS Condition : FCC PART 15C 3m 3117 SN 75957 VERTICAL Project : RRM-1000 0000Hz VSW:3000.0000Hz SMT:Auto Bode : FR121032-01 Plane : 2 IME1 : Full-directivity</p><table><tr><th>IME1</th><th>Over</th><th>Limit</th><th>ReadAntenna</th><th>Cable Preamp</th><th>A/Pos</th><th>T/Pos</th><th>Remark</th><th>Pol/Phas</th></tr><tr><th>IME1</th><th>Line</th><th>Line</th><th>Level Factor</th><th>Loss Factor</th><th>cm</th><th>deg</th><th></th><th></th></tr><tr><td>1</td><td>2489.28</td><td>99.39</td><td>-14.61</td><td>74.00</td><td>51.84</td><td>32.73</td><td>8.24</td><td>33.42</td><td>239</td><td>51 Peak</td><td>VERTICAL</td></tr></table></div></div>	IME1	Over	Limit	ReadAntenna	Cable Preamp	A/Pos	T/Pos	Remark	Pol/Phas	IME1	Line	Line	Level Factor	Loss Factor	cm	deg			1	2489.28	99.39	-14.61	74.00	51.84	32.73	8.24	33.42	239	51 Peak	VERTICAL
IME1	Over	Limit	ReadAntenna	Cable Preamp	A/Pos	T/Pos	Remark	Pol/Phas																																																						
IME1	Line	Line	Level Factor	Loss Factor	cm	deg																																																								
1	2480.00	98.43	24.43	74.00	90.78	32.86	8.22	33.43	239	51 Peak	VERTICAL																																																			
IME1	Over	Limit	ReadAntenna	Cable Preamp	A/Pos	T/Pos	Remark	Pol/Phas																																																						
IME1	Line	Line	Level Factor	Loss Factor	cm	deg																																																								
1	2489.28	99.39	-14.61	74.00	51.84	32.73	8.24	33.42	239	51 Peak	VERTICAL																																																			
Avg.	<div><div><p>Site : 030904-KS Condition : FCC PART 15C (AVG) 3m 3117 SN 75957 VERTICAL Project : RRM-1000 0000Hz VSW:3.7000Hz SMT:Auto Bode : FR121032-01 Plane : 2 IME1 : Full-directivity</p><table><tr><th>IME1</th><th>Over</th><th>Limit</th><th>ReadAntenna</th><th>Cable Preamp</th><th>A/Pos</th><th>T/Pos</th><th>Remark</th><th>Pol/Phas</th></tr><tr><th>IME1</th><th>Line</th><th>Line</th><th>Level Factor</th><th>Loss Factor</th><th>cm</th><th>deg</th><th></th><th></th></tr><tr><td>1</td><td>2480.00</td><td>97.85</td><td>43.85</td><td>54.00</td><td>90.20</td><td>32.86</td><td>8.22</td><td>33.43</td><td>239</td><td>51 Average</td><td>VERTICAL</td></tr></table></div></div>	IME1	Over	Limit	ReadAntenna	Cable Preamp	A/Pos	T/Pos	Remark	Pol/Phas	IME1	Line	Line	Level Factor	Loss Factor	cm	deg			1	2480.00	97.85	43.85	54.00	90.20	32.86	8.22	33.43	239	51 Average	VERTICAL	<div><div><p>Site : 030904-KS Condition : FCC PART 15C (AVG) 3m 3117 SN 75957 VERTICAL Project : RRM-1000 0000Hz VSW:3.7000Hz SMT:Auto Bode : FR121032-01 Plane : 2 IME1 : Full-directivity</p><table><tr><th>IME1</th><th>Over</th><th>Limit</th><th>ReadAntenna</th><th>Cable Preamp</th><th>A/Pos</th><th>T/Pos</th><th>Remark</th><th>Pol/Phas</th></tr><tr><th>IME1</th><th>Line</th><th>Line</th><th>Level Factor</th><th>Loss Factor</th><th>cm</th><th>deg</th><th></th><th></th></tr><tr><td>1</td><td>2483.50</td><td>47.44</td><td>-6.56</td><td>54.00</td><td>39.79</td><td>32.86</td><td>8.22</td><td>33.43</td><td>239</td><td>51 Average</td><td>VERTICAL</td></tr></table></div></div>	IME1	Over	Limit	ReadAntenna	Cable Preamp	A/Pos	T/Pos	Remark	Pol/Phas	IME1	Line	Line	Level Factor	Loss Factor	cm	deg			1	2483.50	47.44	-6.56	54.00	39.79	32.86	8.22	33.43	239	51 Average	VERTICAL
IME1	Over	Limit	ReadAntenna	Cable Preamp	A/Pos	T/Pos	Remark	Pol/Phas																																																						
IME1	Line	Line	Level Factor	Loss Factor	cm	deg																																																								
1	2480.00	97.85	43.85	54.00	90.20	32.86	8.22	33.43	239	51 Average	VERTICAL																																																			
IME1	Over	Limit	ReadAntenna	Cable Preamp	A/Pos	T/Pos	Remark	Pol/Phas																																																						
IME1	Line	Line	Level Factor	Loss Factor	cm	deg																																																								
1	2483.50	47.44	-6.56	54.00	39.79	32.86	8.22	33.43	239	51 Average	VERTICAL																																																			

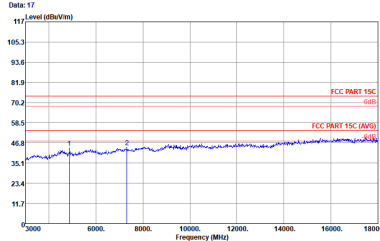
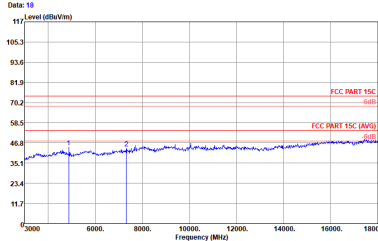


2.4GHz 2400~2483.5MHz


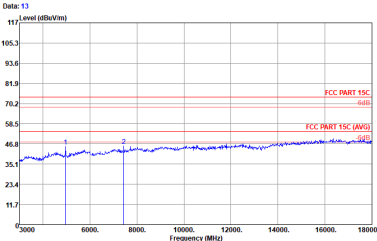

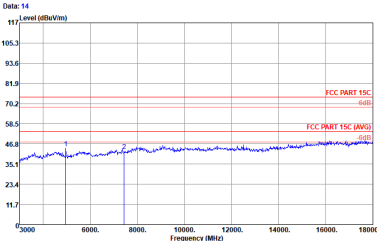
BLE (Harmonic @ 3m)

BLE	2.4GHz~2483.5MHz Harmonic @ 3m																																																																		
ANT	BLE CH00 2402MHz																																																																		
1	Horizontal	Vertical																																																																	
Peak Avg.	<div><div><p>No. 1098, Pengxi North Road, Kunshan Economic & Technical Development Zone, Jiangsu, China tel: +86-512-57900158 Fax: +86-512-57900158 http://www.sporton.com.cn</p><p>Site : 032006-KS Condition : FCC PART 15C 3m 3117 SN 75957 HORIZONTAL Project : RRM 1000 000000 VER 3000 000000 SRT Auto Mode : 1 Plane : 1 Full-directivity IME1 : #21</p><table><tr><th>IME1</th><th>Over</th><th>Limit</th><th>ReadAntenna</th><th>Cable</th><th>Preamp</th><th>A/Pos</th><th>T/Pos</th><th>Remark</th><th>Pol/Phas</th></tr><tr><th>Hz</th><th>Level</th><th>Line</th><th>Level</th><th>Factor</th><th>Loss</th><th>Factor</th><th>dB</th><th>dB</th><th>cn</th><th>deg</th></tr><tr><td>1</td><td>4806.00</td><td>44.01</td><td>-29.99</td><td>74.00</td><td>58.71</td><td>34.96</td><td>11.51</td><td>61.17</td><td>300</td><td>0 Peak</td><td>HORIZONTAL</td></tr></table></div></div> <div><div><p>No. 1098, Pengxi North Road, Kunshan Economic & Technical Development Zone, Jiangsu, China tel: +86-512-57900158 Fax: +86-512-57900158 http://www.sporton.com.cn</p><p>Site : 032006-KS Condition : FCC PART 15C 3m 3117 SN 75957 VERTICAL Project : RRM 1000 000000 VER 3000 000000 SRT Auto Mode : 1 Plane : 1 Full-directivity IME1 : #21</p><table><tr><th>IME1</th><th>Over</th><th>Limit</th><th>ReadAntenna</th><th>Cable</th><th>Preamp</th><th>A/Pos</th><th>T/Pos</th><th>Remark</th><th>Pol/Phas</th></tr><tr><th>Hz</th><th>Level</th><th>Line</th><th>Level</th><th>Factor</th><th>Loss</th><th>Factor</th><th>dB</th><th>dB</th><th>cn</th><th>deg</th></tr><tr><td>1</td><td>4806.00</td><td>43.77</td><td>-30.23</td><td>74.00</td><td>58.59</td><td>34.84</td><td>11.51</td><td>61.17</td><td>300</td><td>360 Peak</td><td>VERTICAL</td></tr></table></div></div>	IME1	Over	Limit	ReadAntenna	Cable	Preamp	A/Pos	T/Pos	Remark	Pol/Phas	Hz	Level	Line	Level	Factor	Loss	Factor	dB	dB	cn	deg	1	4806.00	44.01	-29.99	74.00	58.71	34.96	11.51	61.17	300	0 Peak	HORIZONTAL	IME1	Over	Limit	ReadAntenna	Cable	Preamp	A/Pos	T/Pos	Remark	Pol/Phas	Hz	Level	Line	Level	Factor	Loss	Factor	dB	dB	cn	deg	1	4806.00	43.77	-30.23	74.00	58.59	34.84	11.51	61.17	300	360 Peak	VERTICAL
	IME1	Over	Limit	ReadAntenna	Cable	Preamp	A/Pos	T/Pos	Remark	Pol/Phas																																																									
Hz	Level	Line	Level	Factor	Loss	Factor	dB	dB	cn	deg																																																									
1	4806.00	44.01	-29.99	74.00	58.71	34.96	11.51	61.17	300	0 Peak	HORIZONTAL																																																								
IME1	Over	Limit	ReadAntenna	Cable	Preamp	A/Pos	T/Pos	Remark	Pol/Phas																																																										
Hz	Level	Line	Level	Factor	Loss	Factor	dB	dB	cn	deg																																																									
1	4806.00	43.77	-30.23	74.00	58.59	34.84	11.51	61.17	300	360 Peak	VERTICAL																																																								



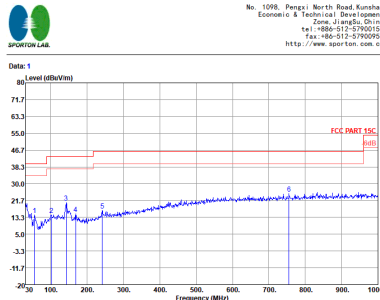
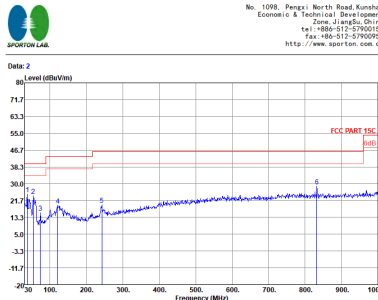
BLE	2.4GHz 2400~2483.5MHz Harmonic @ 3m																																																																																									
ANT	BLE CH19 2440MHz																																																																																									
1	Horizontal	Vertical																																																																																								
Peak Avg.	<div><p></p><p>No. 1098, Pengzi North Road, Kunshan Economic & Technical Development Zone, Jiangsu, China tel: +86-512-57900158 fax: +86-512-57900958 http://www.sporton.com.cn</p><p>Site : 030904-K5 Condition : FCC PART 15C 3m 3117 SN 70957 HORIZONTA Project : RRM 1000 000KHz VSW:3000 000KHz SMT:Auto Bode : FRS 121032-01 Plane : 2 Plane : 6 IME1 : Full-directivity #21</p><table><tr><th>IME1</th><th>Freq</th><th>Level</th><th>Limit</th><th>ReadAntenna</th><th>Cable</th><th>Preamp</th><th>A/Pos</th><th>T/Pos</th><th>Remark</th><th>Pol/Phas</th></tr><tr><th></th><th>MHz</th><th>dBm/100m</th><th>dB</th><th>dBm/100m</th><th>dB</th><th>dB</th><th>cm</th><th>deg</th><th></th><th></th></tr><tr><td>1</td><td>4878.00</td><td>43.86</td><td>-30.14</td><td>74.00</td><td>58.33</td><td>35.04</td><td>11.60</td><td>61.11</td><td>0 Peak</td><td>HORIZONT</td></tr><tr><td>2</td><td>7320.00</td><td>44.38</td><td>-29.62</td><td>74.00</td><td>53.90</td><td>36.86</td><td>14.69</td><td>61.07</td><td>0 Peak</td><td>HORIZONT</td></tr></table></div>	IME1	Freq	Level	Limit	ReadAntenna	Cable	Preamp	A/Pos	T/Pos	Remark	Pol/Phas		MHz	dBm/100m	dB	dBm/100m	dB	dB	cm	deg			1	4878.00	43.86	-30.14	74.00	58.33	35.04	11.60	61.11	0 Peak	HORIZONT	2	7320.00	44.38	-29.62	74.00	53.90	36.86	14.69	61.07	0 Peak	HORIZONT	<div><p></p><p>No. 1098, Pengzi North Road, Kunshan Economic & Technical Development Zone, Jiangsu, China tel: +86-512-57900158 fax: +86-512-57900958 http://www.sporton.com.cn</p><p>Site : 030904-K5 Condition : FCC PART 15C 3m 3117 SN 70957 VERTICAL Project : RRM 1000 000KHz VSW:3000 000KHz SMT:Auto Bode : FRS 121032-01 Plane : 2 Plane : 6 IME1 : Full-directivity #21</p><table><tr><th>IME1</th><th>Freq</th><th>Level</th><th>Limit</th><th>ReadAntenna</th><th>Cable</th><th>Preamp</th><th>A/Pos</th><th>T/Pos</th><th>Remark</th><th>Pol/Phas</th></tr><tr><th></th><th>MHz</th><th>dBm/100m</th><th>dB</th><th>dBm/100m</th><th>dB</th><th>dB</th><th>cm</th><th>deg</th><th></th><th></th></tr><tr><td>1</td><td>4878.00</td><td>44.25</td><td>-29.75</td><td>74.00</td><td>58.93</td><td>34.83</td><td>11.60</td><td>61.11</td><td>300 Peak</td><td>VERTICAL</td></tr><tr><td>2</td><td>7320.00</td><td>43.68</td><td>-30.32</td><td>74.00</td><td>53.66</td><td>36.40</td><td>14.69</td><td>61.07</td><td>300 Peak</td><td>VERTICAL</td></tr></table></div>	IME1	Freq	Level	Limit	ReadAntenna	Cable	Preamp	A/Pos	T/Pos	Remark	Pol/Phas		MHz	dBm/100m	dB	dBm/100m	dB	dB	cm	deg			1	4878.00	44.25	-29.75	74.00	58.93	34.83	11.60	61.11	300 Peak	VERTICAL	2	7320.00	43.68	-30.32	74.00	53.66	36.40	14.69	61.07	300 Peak	VERTICAL
IME1	Freq	Level	Limit	ReadAntenna	Cable	Preamp	A/Pos	T/Pos	Remark	Pol/Phas																																																																																
	MHz	dBm/100m	dB	dBm/100m	dB	dB	cm	deg																																																																																		
1	4878.00	43.86	-30.14	74.00	58.33	35.04	11.60	61.11	0 Peak	HORIZONT																																																																																
2	7320.00	44.38	-29.62	74.00	53.90	36.86	14.69	61.07	0 Peak	HORIZONT																																																																																
IME1	Freq	Level	Limit	ReadAntenna	Cable	Preamp	A/Pos	T/Pos	Remark	Pol/Phas																																																																																
	MHz	dBm/100m	dB	dBm/100m	dB	dB	cm	deg																																																																																		
1	4878.00	44.25	-29.75	74.00	58.93	34.83	11.60	61.11	300 Peak	VERTICAL																																																																																
2	7320.00	43.68	-30.32	74.00	53.66	36.40	14.69	61.07	300 Peak	VERTICAL																																																																																



BLE	2.4GHz 2400~2483.5MHz Harmonic @ 3m																																																																																																																									
ANT	BLE CH39 2480MHz																																																																																																																									
1	Horizontal	Vertical																																																																																																																								
Peak	<div><div><p>No. 1098, Pengxi North Road, Kunshan Economic & Technical Development Zone, Jiangsu, China Tel: +86-512-57900758 Fax: +86-512-57900958 http://www.sparton.com.cn</p></div><div><p>Date: 13</p><p>Site : 030906-KS Condition : FCC PART 15C 3m 3117 SN 70957 HORIZONTAL Project : RRM-1000 0000KHz VSW:3000 0000KHz SMT:Auto Bode : 3 Plane : Full-directivity IME1 : #21</p><table><tr><th>IME1</th><th>Freq</th><th>Level</th><th>Limit</th><th>Over</th><th>Line</th><th>ReadAntenna</th><th>Cable</th><th>Preamp</th><th>Loss</th><th>Factor</th><th>A/Pos</th><th>T/Pos</th><th>Remark</th><th>Pol/Phas</th></tr><tr><th></th><th>MHz</th><th>dBm</th><th>dBm</th><th>dBm</th><th>dBm</th><th>dBm</th><th>dBm</th><th>dBm</th><th>dBm</th><th>dBm</th><th>cm</th><th>deg</th><th></th><th></th></tr><tr><td>1</td><td>4962.00</td><td>45.41</td><td>-28.99</td><td>74.00</td><td>59.60</td><td>35.14</td><td>11.71</td><td>61.04</td><td>300</td><td>0</td><td>Peak</td><td></td><td>HORIZONTAL</td><td></td></tr><tr><td>2</td><td>7440.00</td><td>45.60</td><td>-28.40</td><td>74.00</td><td>54.88</td><td>36.89</td><td>14.88</td><td>61.05</td><td>300</td><td>0</td><td>Peak</td><td></td><td>HORIZONTAL</td><td></td></tr></table></div></div>	IME1	Freq	Level	Limit	Over	Line	ReadAntenna	Cable	Preamp	Loss	Factor	A/Pos	T/Pos	Remark	Pol/Phas		MHz	dBm	dBm	dBm	dBm	dBm	dBm	dBm	dBm	dBm	cm	deg			1	4962.00	45.41	-28.99	74.00	59.60	35.14	11.71	61.04	300	0	Peak		HORIZONTAL		2	7440.00	45.60	-28.40	74.00	54.88	36.89	14.88	61.05	300	0	Peak		HORIZONTAL		<div><div><p>No. 1098, Pengxi North Road, Kunshan Economic & Technical Development Zone, Jiangsu, China Tel: +86-512-57900758 Fax: +86-512-57900958 http://www.sparton.com.cn</p></div><div><p>Date: 14</p><p>Site : 030906-KS Condition : FCC PART 15C 3m 3117 SN 70957 VERTICAL Project : RRM-1000 0000KHz VSW:3000 0000KHz SMT:Auto Bode : 3 Plane : Full-directivity IME1 : #21</p><table><tr><th>IME1</th><th>Freq</th><th>Level</th><th>Limit</th><th>Over</th><th>Line</th><th>ReadAntenna</th><th>Cable</th><th>Preamp</th><th>Loss</th><th>Factor</th><th>A/Pos</th><th>T/Pos</th><th>Remark</th><th>Pol/Phas</th></tr><tr><th></th><th>MHz</th><th>dBm</th><th>dBm</th><th>dBm</th><th>dBm</th><th>dBm</th><th>dBm</th><th>dBm</th><th>dBm</th><th>dBm</th><th>cm</th><th>deg</th><th></th><th></th></tr><tr><td>1</td><td>4962.00</td><td>44.22</td><td>-29.77</td><td>74.00</td><td>58.75</td><td>34.81</td><td>11.71</td><td>61.04</td><td>300</td><td>360</td><td>Peak</td><td></td><td>VERTICAL</td><td></td></tr><tr><td>2</td><td>7440.00</td><td>42.78</td><td>-31.22</td><td>74.00</td><td>52.48</td><td>36.47</td><td>14.88</td><td>61.05</td><td>300</td><td>360</td><td>Peak</td><td></td><td>VERTICAL</td><td></td></tr></table></div></div>	IME1	Freq	Level	Limit	Over	Line	ReadAntenna	Cable	Preamp	Loss	Factor	A/Pos	T/Pos	Remark	Pol/Phas		MHz	dBm	dBm	dBm	dBm	dBm	dBm	dBm	dBm	dBm	cm	deg			1	4962.00	44.22	-29.77	74.00	58.75	34.81	11.71	61.04	300	360	Peak		VERTICAL		2	7440.00	42.78	-31.22	74.00	52.48	36.47	14.88	61.05	300	360	Peak		VERTICAL	
	IME1	Freq	Level	Limit	Over	Line	ReadAntenna	Cable	Preamp	Loss	Factor	A/Pos	T/Pos	Remark	Pol/Phas																																																																																																											
	MHz	dBm	dBm	dBm	dBm	dBm	dBm	dBm	dBm	dBm	cm	deg																																																																																																														
1	4962.00	45.41	-28.99	74.00	59.60	35.14	11.71	61.04	300	0	Peak		HORIZONTAL																																																																																																													
2	7440.00	45.60	-28.40	74.00	54.88	36.89	14.88	61.05	300	0	Peak		HORIZONTAL																																																																																																													
IME1	Freq	Level	Limit	Over	Line	ReadAntenna	Cable	Preamp	Loss	Factor	A/Pos	T/Pos	Remark	Pol/Phas																																																																																																												
	MHz	dBm	dBm	dBm	dBm	dBm	dBm	dBm	dBm	dBm	cm	deg																																																																																																														
1	4962.00	44.22	-29.77	74.00	58.75	34.81	11.71	61.04	300	360	Peak		VERTICAL																																																																																																													
2	7440.00	42.78	-31.22	74.00	52.48	36.47	14.88	61.05	300	360	Peak		VERTICAL																																																																																																													



Emission below 1GHz
2.4GHz BLE (LF)

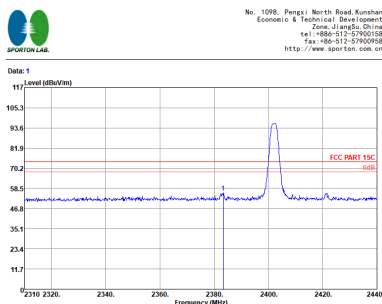
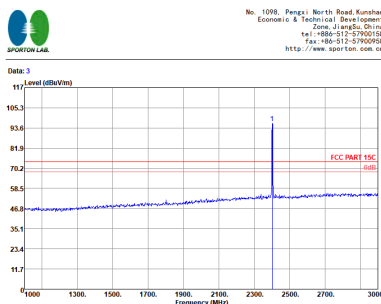
BLE	2.4GHz 2400~2483.5MHz																																																																																																																																																																																							
ANT	BLE LF																																																																																																																																																																																							
1	Horizontal	Vertical																																																																																																																																																																																						
QP / Peak	<div><p>No. 1098, Pengji North Road, Kunshan Economic & Technical Development Zone, Jiangsu, China tel: +86-512-57900158 fax: +86-512-57900958 http://www.sporton.com.cn</p><p>Site : 032000-KS Condition : FCC PART 15C 3m CBL6111D SN73188- HORIZONTAL Project : RHM 100.000KHz VSW:300.000KHz SWT:Auto Mode : FREQ 121032-01 Plane : Z Full-directivity IME1 : #21</p><table><tr><th>Freq</th><th>Level</th><th>Limit</th><th>ReadAntenna</th><th>Cable Preamp</th><th>A/Poss</th><th>T/Pos</th><th>Remark</th><th>Pol/Phas</th></tr><tr><th>MHz</th><th>dBuV/m</th><th>dB</th><th>dBuV/m</th><th>dB</th><th>dB</th><th>cm</th><th>deg</th><th></th></tr><tr><td>1</td><td>55.22</td><td>14.64</td><td>-25.36</td><td>40.00</td><td>33.43</td><td>13.85</td><td>0.96</td><td>33.20</td><td>---</td><td>Peak</td><td>HORIZONTAL</td></tr><tr><td>2</td><td>101.78</td><td>14.54</td><td>-25.96</td><td>43.50</td><td>38.43</td><td>17.57</td><td>1.64</td><td>32.80</td><td>---</td><td>Peak</td><td>HORIZONTAL</td></tr><tr><td>3</td><td>142.52</td><td>20.18</td><td>-22.72</td><td>43.50</td><td>34.96</td><td>16.77</td><td>1.93</td><td>32.82</td><td>---</td><td>Peak</td><td>HORIZONTAL</td></tr><tr><td>4</td><td>168.71</td><td>15.56</td><td>-28.44</td><td>43.50</td><td>29.71</td><td>16.17</td><td>2.29</td><td>32.91</td><td>---</td><td>Peak</td><td>HORIZONTAL</td></tr><tr><td>5</td><td>241.46</td><td>16.58</td><td>-27.25</td><td>46.00</td><td>29.73</td><td>18.04</td><td>2.51</td><td>33.10</td><td>---</td><td>Peak</td><td>HORIZONTAL</td></tr><tr><td>6</td><td>755.58</td><td>25.02</td><td>-20.98</td><td>46.00</td><td>27.49</td><td>25.74</td><td>4.47</td><td>32.68</td><td>150</td><td>263</td><td>Peak</td><td>HORIZONTAL</td></tr></table></div>	Freq	Level	Limit	ReadAntenna	Cable Preamp	A/Poss	T/Pos	Remark	Pol/Phas	MHz	dBuV/m	dB	dBuV/m	dB	dB	cm	deg		1	55.22	14.64	-25.36	40.00	33.43	13.85	0.96	33.20	---	Peak	HORIZONTAL	2	101.78	14.54	-25.96	43.50	38.43	17.57	1.64	32.80	---	Peak	HORIZONTAL	3	142.52	20.18	-22.72	43.50	34.96	16.77	1.93	32.82	---	Peak	HORIZONTAL	4	168.71	15.56	-28.44	43.50	29.71	16.17	2.29	32.91	---	Peak	HORIZONTAL	5	241.46	16.58	-27.25	46.00	29.73	18.04	2.51	33.10	---	Peak	HORIZONTAL	6	755.58	25.02	-20.98	46.00	27.49	25.74	4.47	32.68	150	263	Peak	HORIZONTAL	<div><p>No. 1098, Pengji North Road, Kunshan Economic & Technical Development Zone, Jiangsu, China tel: +86-512-57900158 fax: +86-512-57900958 http://www.sporton.com.cn</p><p>Site : 032000-KS Condition : FCC PART 15C 3m CBL6111D SN73188- VERTICAL Project : RHM 100.000KHz VSW:300.000KHz SWT:Auto Mode : FREQ 121032-01 Plane : Z Full-directivity IME1 : #21</p><table><tr><th>Freq</th><th>Level</th><th>Limit</th><th>ReadAntenna</th><th>Cable Preamp</th><th>A/Poss</th><th>T/Pos</th><th>Remark</th><th>Pol/Phas</th></tr><tr><th>MHz</th><th>dBuV/m</th><th>dB</th><th>dBuV/m</th><th>dB</th><th>dB</th><th>cm</th><th>deg</th><th></th></tr><tr><td>1</td><td>37.76</td><td>24.94</td><td>-15.06</td><td>40.00</td><td>35.91</td><td>21.10</td><td>0.69</td><td>32.76</td><td>146</td><td>123</td><td>Peak</td><td>VERTICAL</td></tr><tr><td>2</td><td>56.25</td><td>23.91</td><td>-14.09</td><td>40.00</td><td>41.78</td><td>16.26</td><td>0.95</td><td>33.16</td><td>---</td><td>Peak</td><td>VERTICAL</td></tr><tr><td>3</td><td>73.90</td><td>15.73</td><td>-24.27</td><td>40.00</td><td>33.93</td><td>13.49</td><td>1.23</td><td>32.92</td><td>---</td><td>Peak</td><td>VERTICAL</td></tr><tr><td>4</td><td>121.18</td><td>19.27</td><td>-24.23</td><td>43.50</td><td>32.89</td><td>17.85</td><td>1.79</td><td>32.86</td><td>---</td><td>Peak</td><td>VERTICAL</td></tr><tr><td>5</td><td>242.43</td><td>19.46</td><td>-25.54</td><td>46.00</td><td>31.13</td><td>18.92</td><td>2.01</td><td>33.10</td><td>---</td><td>Peak</td><td>VERTICAL</td></tr><tr><td>6</td><td>832.19</td><td>28.88</td><td>-17.12</td><td>46.00</td><td>29.65</td><td>27.09</td><td>4.70</td><td>32.56</td><td>---</td><td>Peak</td><td>VERTICAL</td></tr></table></div>	Freq	Level	Limit	ReadAntenna	Cable Preamp	A/Poss	T/Pos	Remark	Pol/Phas	MHz	dBuV/m	dB	dBuV/m	dB	dB	cm	deg		1	37.76	24.94	-15.06	40.00	35.91	21.10	0.69	32.76	146	123	Peak	VERTICAL	2	56.25	23.91	-14.09	40.00	41.78	16.26	0.95	33.16	---	Peak	VERTICAL	3	73.90	15.73	-24.27	40.00	33.93	13.49	1.23	32.92	---	Peak	VERTICAL	4	121.18	19.27	-24.23	43.50	32.89	17.85	1.79	32.86	---	Peak	VERTICAL	5	242.43	19.46	-25.54	46.00	31.13	18.92	2.01	33.10	---	Peak	VERTICAL	6	832.19	28.88	-17.12	46.00	29.65	27.09	4.70	32.56	---	Peak	VERTICAL
Freq	Level	Limit	ReadAntenna	Cable Preamp	A/Poss	T/Pos	Remark	Pol/Phas																																																																																																																																																																																
MHz	dBuV/m	dB	dBuV/m	dB	dB	cm	deg																																																																																																																																																																																	
1	55.22	14.64	-25.36	40.00	33.43	13.85	0.96	33.20	---	Peak	HORIZONTAL																																																																																																																																																																													
2	101.78	14.54	-25.96	43.50	38.43	17.57	1.64	32.80	---	Peak	HORIZONTAL																																																																																																																																																																													
3	142.52	20.18	-22.72	43.50	34.96	16.77	1.93	32.82	---	Peak	HORIZONTAL																																																																																																																																																																													
4	168.71	15.56	-28.44	43.50	29.71	16.17	2.29	32.91	---	Peak	HORIZONTAL																																																																																																																																																																													
5	241.46	16.58	-27.25	46.00	29.73	18.04	2.51	33.10	---	Peak	HORIZONTAL																																																																																																																																																																													
6	755.58	25.02	-20.98	46.00	27.49	25.74	4.47	32.68	150	263	Peak	HORIZONTAL																																																																																																																																																																												
Freq	Level	Limit	ReadAntenna	Cable Preamp	A/Poss	T/Pos	Remark	Pol/Phas																																																																																																																																																																																
MHz	dBuV/m	dB	dBuV/m	dB	dB	cm	deg																																																																																																																																																																																	
1	37.76	24.94	-15.06	40.00	35.91	21.10	0.69	32.76	146	123	Peak	VERTICAL																																																																																																																																																																												
2	56.25	23.91	-14.09	40.00	41.78	16.26	0.95	33.16	---	Peak	VERTICAL																																																																																																																																																																													
3	73.90	15.73	-24.27	40.00	33.93	13.49	1.23	32.92	---	Peak	VERTICAL																																																																																																																																																																													
4	121.18	19.27	-24.23	43.50	32.89	17.85	1.79	32.86	---	Peak	VERTICAL																																																																																																																																																																													
5	242.43	19.46	-25.54	46.00	31.13	18.92	2.01	33.10	---	Peak	VERTICAL																																																																																																																																																																													
6	832.19	28.88	-17.12	46.00	29.65	27.09	4.70	32.56	---	Peak	VERTICAL																																																																																																																																																																													



Bluetooth LE 2Mbps

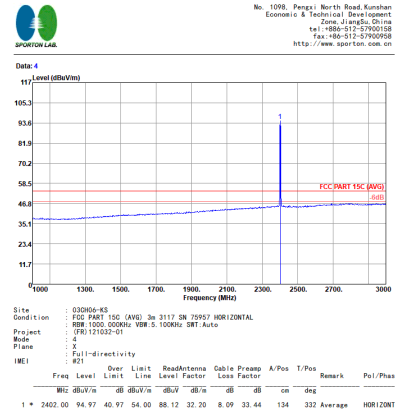
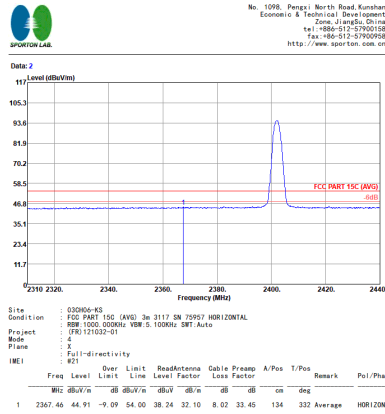
2.4GHz 2400~2483.5MHz

BLE (Band Edge @ 3m)

BLE		2.4GHz 2400~2483.5MHz Band Edge @ 3m																																																														
ANT		BLE CH00 2402MHz																																																														
1		Horizontal	Fundamental																																																													
Peak	<div><div></div><div><p>No. 1098, Pengzi North Road, Kunshan Economic & Technical Development Zone, Jiangsu, China tel: +86-512-57900158 fax: +86-512-57900058 http://www.sporton.com.cn</p><p>Site : 030906-KS Condition : FCC PART 15C 3m 3117 SN 79957 HORIZONTAL Project : RBW 1000.000kHz VBW 3000.000kHz SMT Auto Bode : FR121032-01 Plane : 4 IME1 : Full-directivity #21</p><table><tr><th>IME1</th><th>Over</th><th>Limit</th><th>ReadAntenna</th><th>Cable Preamp</th><th>A/Pos</th><th>T/Pos</th><th>Remark</th><th>Pol/Phas</th></tr><tr><th>IME1</th><th>Level</th><th>Level</th><th>Level</th><th>Level</th><th>Factor</th><th>Factor</th><th>Loss</th><th>Loss</th></tr><tr><td>1</td><td>2383.32</td><td>56.09</td><td>-17.91</td><td>74.00</td><td>49.33</td><td>32.15</td><td>8.06</td><td>33.45</td><td>134</td><td>332</td><td>Peak</td><td>HORIZONTAL</td></tr></table></div></div> <div><div></div><div><p>No. 1098, Pengzi North Road, Kunshan Economic & Technical Development Zone, Jiangsu, China tel: +86-512-57900158 fax: +86-512-57900058 http://www.sporton.com.cn</p><p>Site : 030906-KS Condition : FCC PART 15C 3m 3117 SN 79957 HORIZONTAL Project : RBW 1000.000kHz VBW 3000.000kHz SMT Auto Bode : FR121032-01 Plane : 4 IME1 : Full-directivity #21</p><table><tr><th>IME1</th><th>Over</th><th>Limit</th><th>ReadAntenna</th><th>Cable Preamp</th><th>A/Pos</th><th>T/Pos</th><th>Remark</th><th>Pol/Phas</th></tr><tr><th>IME1</th><th>Level</th><th>Level</th><th>Level</th><th>Level</th><th>Factor</th><th>Factor</th><th>Loss</th><th>Loss</th></tr><tr><td>1</td><td>2402.00</td><td>96.35</td><td>22.35</td><td>74.00</td><td>89.50</td><td>32.20</td><td>8.09</td><td>33.44</td><td>134</td><td>332</td><td>Peak</td><td>HORIZONTAL</td></tr></table></div></div>		IME1	Over	Limit	ReadAntenna	Cable Preamp	A/Pos	T/Pos	Remark	Pol/Phas	IME1	Level	Level	Level	Level	Factor	Factor	Loss	Loss	1	2383.32	56.09	-17.91	74.00	49.33	32.15	8.06	33.45	134	332	Peak	HORIZONTAL	IME1	Over	Limit	ReadAntenna	Cable Preamp	A/Pos	T/Pos	Remark	Pol/Phas	IME1	Level	Level	Level	Level	Factor	Factor	Loss	Loss	1	2402.00	96.35	22.35	74.00	89.50	32.20	8.09	33.44	134	332	Peak	HORIZONTAL
	IME1	Over	Limit	ReadAntenna	Cable Preamp	A/Pos	T/Pos	Remark	Pol/Phas																																																							
IME1	Level	Level	Level	Level	Factor	Factor	Loss	Loss																																																								
1	2383.32	56.09	-17.91	74.00	49.33	32.15	8.06	33.45	134	332	Peak	HORIZONTAL																																																				
IME1	Over	Limit	ReadAntenna	Cable Preamp	A/Pos	T/Pos	Remark	Pol/Phas																																																								
IME1	Level	Level	Level	Level	Factor	Factor	Loss	Loss																																																								
1	2402.00	96.35	22.35	74.00	89.50	32.20	8.09	33.44	134	332	Peak	HORIZONTAL																																																				



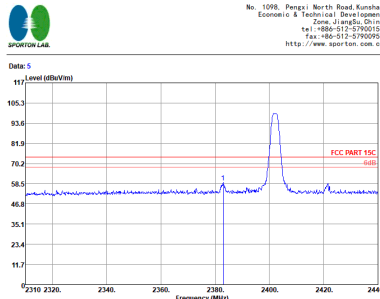
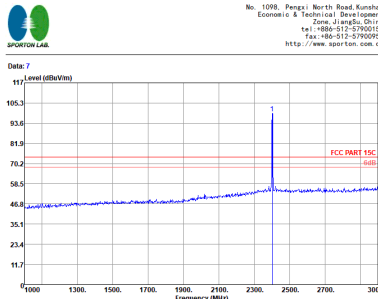
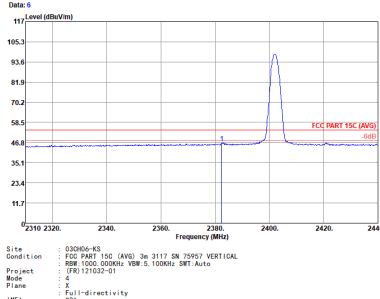
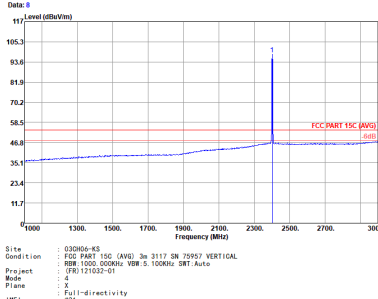
Avg.



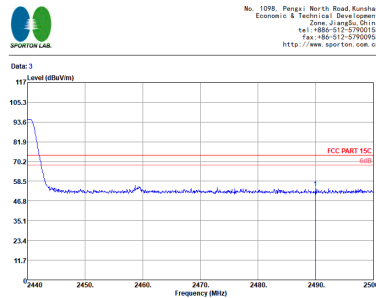
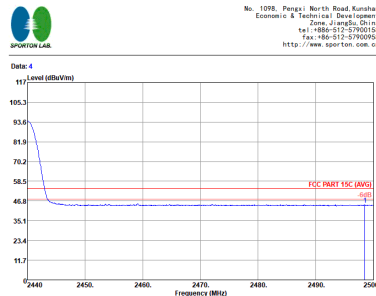


FCC RF Test Report

Report No. : FR121032-01

BLE		2.4GHz 2400~2483.5MHz Band Edge @ 3m																																																																
ANT		BLE CH00 2402MHz																																																																
1	Vertical	Fundamental																																																																
Peak	<div><div></div><div><p>No. 1098, Pengzi North Road, Kunshan Economic & Technical Development Zone, Jiangsu, China tel: +86-512-57900158 fax: +86-512-57900958 http://www.sporton.com.cn</p><p>Site : 030904-KS Condition : FCC PART 15C 3m 3117 5N 75957 VERTICAL Project : RRM-1000 0000Hz VSW:3000.0000Hz SMT:Auto Bode : (FR)121032-01 Plane : 4 IME1 : Full-directivity</p><table><tr><th>IME1</th><th>Line</th><th>Level</th><th>Factor</th><th>Loss</th><th>Factor</th><th>A/Pos</th><th>T/Pos</th><th>Remark</th><th>Pol/Phas</th></tr><tr><th>MHz</th><th>dBuV/m</th><th>dB</th><th>dBuV/m</th><th>dBuV</th><th>dB</th><th>cm</th><th>deg</th><th></th><th></th></tr><tr><td>1</td><td>2382.93</td><td>59.24</td><td>-14.76</td><td>74.00</td><td>51.34</td><td>33.29</td><td>8.06</td><td>33.45</td><td>256</td><td>72 Peak</td><td>VERTICAL</td></tr></table></div></div>	IME1	Line	Level	Factor	Loss	Factor	A/Pos	T/Pos	Remark	Pol/Phas	MHz	dBuV/m	dB	dBuV/m	dBuV	dB	cm	deg			1	2382.93	59.24	-14.76	74.00	51.34	33.29	8.06	33.45	256	72 Peak	VERTICAL	<div><div></div><div><p>No. 1098, Pengzi North Road, Kunshan Economic & Technical Development Zone, Jiangsu, China tel: +86-512-57900158 fax: +86-512-57900958 http://www.sporton.com.cn</p><p>Site : 030904-KS Condition : FCC PART 15C 3m 3117 5N 75957 VERTICAL Project : RRM-1000 0000Hz VSW:3000.0000Hz SMT:Auto Bode : (FR)121032-01 Plane : 4 IME1 : Full-directivity</p><table><tr><th>IME1</th><th>Line</th><th>Level</th><th>Factor</th><th>Loss</th><th>Factor</th><th>A/Pos</th><th>T/Pos</th><th>Remark</th><th>Pol/Phas</th></tr><tr><th>MHz</th><th>dBuV/m</th><th>dB</th><th>dBuV/m</th><th>dBuV</th><th>dB</th><th>cm</th><th>deg</th><th></th><th></th></tr><tr><td>1</td><td>2402.00</td><td>99.48</td><td>25.48</td><td>74.00</td><td>91.33</td><td>33.50</td><td>8.09</td><td>33.44</td><td>256</td><td>72 Peak</td><td>VERTICAL</td></tr></table></div></div>	IME1	Line	Level	Factor	Loss	Factor	A/Pos	T/Pos	Remark	Pol/Phas	MHz	dBuV/m	dB	dBuV/m	dBuV	dB	cm	deg			1	2402.00	99.48	25.48	74.00	91.33	33.50	8.09	33.44	256	72 Peak	VERTICAL
IME1	Line	Level	Factor	Loss	Factor	A/Pos	T/Pos	Remark	Pol/Phas																																																									
MHz	dBuV/m	dB	dBuV/m	dBuV	dB	cm	deg																																																											
1	2382.93	59.24	-14.76	74.00	51.34	33.29	8.06	33.45	256	72 Peak	VERTICAL																																																							
IME1	Line	Level	Factor	Loss	Factor	A/Pos	T/Pos	Remark	Pol/Phas																																																									
MHz	dBuV/m	dB	dBuV/m	dBuV	dB	cm	deg																																																											
1	2402.00	99.48	25.48	74.00	91.33	33.50	8.09	33.44	256	72 Peak	VERTICAL																																																							
Avg	<div><div></div><div><p>No. 1098, Pengzi North Road, Kunshan Economic & Technical Development Zone, Jiangsu, China tel: +86-512-57900158 fax: +86-512-57900958 http://www.sporton.com.cn</p><p>Site : 030904-KS Condition : FCC PART 15C (AVG) 3m 3117 5N 75957 VERTICAL Project : RRM-1000 0000Hz VSW:5.1000Hz SMT:Auto Bode : (FR)121032-01 Plane : 4 IME1 : Full-directivity</p><table><tr><th>IME1</th><th>Line</th><th>Level</th><th>Factor</th><th>Loss</th><th>Factor</th><th>A/Pos</th><th>T/Pos</th><th>Remark</th><th>Pol/Phas</th></tr><tr><th>MHz</th><th>dBuV/m</th><th>dB</th><th>dBuV/m</th><th>dBuV</th><th>dB</th><th>cm</th><th>deg</th><th></th><th></th></tr><tr><td>1</td><td>2382.41</td><td>46.74</td><td>-7.26</td><td>54.00</td><td>38.84</td><td>33.29</td><td>8.06</td><td>33.45</td><td>256</td><td>72 Average</td><td>VERTICAL</td></tr></table></div></div>	IME1	Line	Level	Factor	Loss	Factor	A/Pos	T/Pos	Remark	Pol/Phas	MHz	dBuV/m	dB	dBuV/m	dBuV	dB	cm	deg			1	2382.41	46.74	-7.26	54.00	38.84	33.29	8.06	33.45	256	72 Average	VERTICAL	<div><div></div><div><p>No. 1098, Pengzi North Road, Kunshan Economic & Technical Development Zone, Jiangsu, China tel: +86-512-57900158 fax: +86-512-57900958 http://www.sporton.com.cn</p><p>Site : 030904-KS Condition : FCC PART 15C (AVG) 3m 3117 5N 75957 VERTICAL Project : RRM-1000 0000Hz VSW:5.1000Hz SMT:Auto Bode : (FR)121032-01 Plane : 4 IME1 : Full-directivity</p><table><tr><th>IME1</th><th>Line</th><th>Level</th><th>Factor</th><th>Loss</th><th>Factor</th><th>A/Pos</th><th>T/Pos</th><th>Remark</th><th>Pol/Phas</th></tr><tr><th>MHz</th><th>dBuV/m</th><th>dB</th><th>dBuV/m</th><th>dBuV</th><th>dB</th><th>cm</th><th>deg</th><th></th><th></th></tr><tr><td>1</td><td>2402.00</td><td>98.04</td><td>44.04</td><td>54.00</td><td>89.89</td><td>33.50</td><td>8.09</td><td>33.44</td><td>256</td><td>72 Average</td><td>VERTICAL</td></tr></table></div></div>	IME1	Line	Level	Factor	Loss	Factor	A/Pos	T/Pos	Remark	Pol/Phas	MHz	dBuV/m	dB	dBuV/m	dBuV	dB	cm	deg			1	2402.00	98.04	44.04	54.00	89.89	33.50	8.09	33.44	256	72 Average	VERTICAL
IME1	Line	Level	Factor	Loss	Factor	A/Pos	T/Pos	Remark	Pol/Phas																																																									
MHz	dBuV/m	dB	dBuV/m	dBuV	dB	cm	deg																																																											
1	2382.41	46.74	-7.26	54.00	38.84	33.29	8.06	33.45	256	72 Average	VERTICAL																																																							
IME1	Line	Level	Factor	Loss	Factor	A/Pos	T/Pos	Remark	Pol/Phas																																																									
MHz	dBuV/m	dB	dBuV/m	dBuV	dB	cm	deg																																																											
1	2402.00	98.04	44.04	54.00	89.89	33.50	8.09	33.44	256	72 Average	VERTICAL																																																							


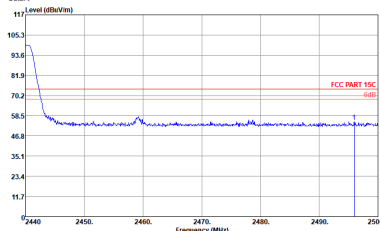

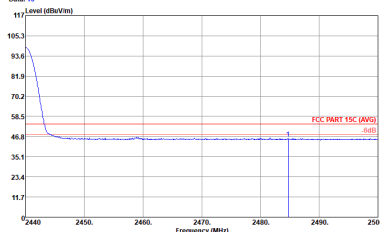


BLE	2.4GHz 2400~2483.5MHz Band Edge @ 3m																																		
ANT	BLE CH19 2440MHz - R																																		
1	Horizontal	Fundamental																																	
Peak	<div><div></div><div><p>No. 1095, Pengzi North Road, Kunshan Economic & Technical Development Zone, Jiangsu, China tel: +86-512-57900158 fax: +86-512-57900958 http://www.sporton.com.cn</p><p>Date: 3</p><p>Site : 030605-KS Condition : FCC PART 15C 3m 3117 SN 75957 HORIZONTAL Project : FR121032-01 Mode : S Plane : Full-directivity IME1 : #21</p><table><tr><th>Freq</th><th>Level</th><th>Over</th><th>Limit</th><th>ReadAntenna</th><th>Cable</th><th>Preamp</th><th>A/Poss</th><th>T/Poss</th><th>Remark</th><th>Poi/Phas</th></tr><tr><th>MHz</th><th>dBuV/m</th><th>dB</th><th>dBuV/m</th><th>dBuV</th><th>dB</th><th>dB</th><th>cm</th><th>deg</th><th></th><th></th></tr><tr><td>1</td><td>2489.98</td><td>54.51</td><td>-19.49</td><td>74.00</td><td>47.99</td><td>31.70</td><td>8.24</td><td>33.42</td><td>291</td><td>16 Peak HORIZONTAL</td></tr></table></div></div> <td>-</td>	Freq	Level	Over	Limit	ReadAntenna	Cable	Preamp	A/Poss	T/Poss	Remark	Poi/Phas	MHz	dBuV/m	dB	dBuV/m	dBuV	dB	dB	cm	deg			1	2489.98	54.51	-19.49	74.00	47.99	31.70	8.24	33.42	291	16 Peak HORIZONTAL	-
	Freq	Level	Over	Limit	ReadAntenna	Cable	Preamp	A/Poss	T/Poss	Remark	Poi/Phas																								
MHz	dBuV/m	dB	dBuV/m	dBuV	dB	dB	cm	deg																											
1	2489.98	54.51	-19.49	74.00	47.99	31.70	8.24	33.42	291	16 Peak HORIZONTAL																									
Avg.	<div><div></div><div><p>No. 1095, Pengzi North Road, Kunshan Economic & Technical Development Zone, Jiangsu, China tel: +86-512-57900158 fax: +86-512-57900958 http://www.sporton.com.cn</p><p>Date: 4</p><p>Site : 030605-KS Condition : FCC PART 15C (AVG) 3m 3117 SN 75957 HORIZONTAL Project : FR121032-01 Mode : S Plane : Full-directivity IME1 : #21</p><table><tr><th>Freq</th><th>Level</th><th>Over</th><th>Limit</th><th>ReadAntenna</th><th>Cable</th><th>Preamp</th><th>A/Poss</th><th>T/Poss</th><th>Remark</th><th>Poi/Phas</th></tr><tr><th>MHz</th><th>dBuV/m</th><th>dB</th><th>dBuV/m</th><th>dBuV</th><th>dB</th><th>dB</th><th>cm</th><th>deg</th><th></th><th></th></tr><tr><td>1</td><td>2489.50</td><td>44.66</td><td>-9.34</td><td>54.00</td><td>38.14</td><td>31.70</td><td>8.24</td><td>33.42</td><td>291</td><td>16 Average HORIZONTAL</td></tr></table></div></div> <td>-</td>	Freq	Level	Over	Limit	ReadAntenna	Cable	Preamp	A/Poss	T/Poss	Remark	Poi/Phas	MHz	dBuV/m	dB	dBuV/m	dBuV	dB	dB	cm	deg			1	2489.50	44.66	-9.34	54.00	38.14	31.70	8.24	33.42	291	16 Average HORIZONTAL	-
	Freq	Level	Over	Limit	ReadAntenna	Cable	Preamp	A/Poss	T/Poss	Remark	Poi/Phas																								
MHz	dBuV/m	dB	dBuV/m	dBuV	dB	dB	cm	deg																											
1	2489.50	44.66	-9.34	54.00	38.14	31.70	8.24	33.42	291	16 Average HORIZONTAL																									

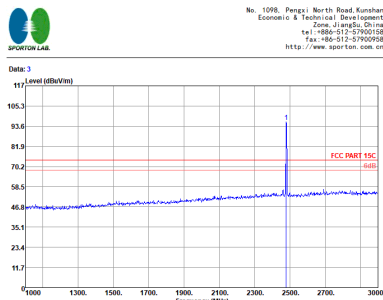
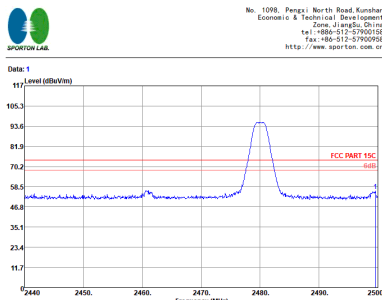
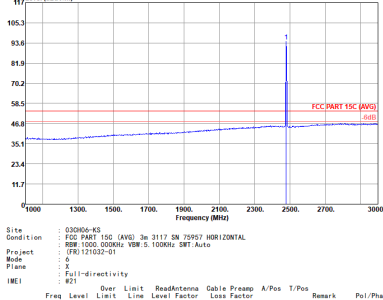
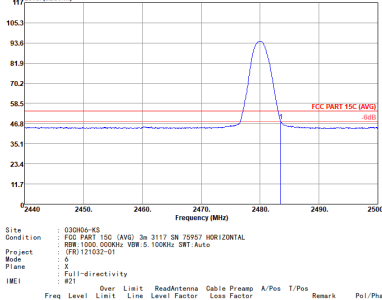


FCC RF Test Report

Report No. : FR121032-01

BLE		2.4GHz 2400~2483.5MHz Band Edge @ 3m																														
ANT		BLE CH19 2440MHz - R																														
1	Vertical	Fundamental																														
Peak	<div><div></div><div>No. 1098, Pengzi North Road, Kunshan Economic & Technical Development Zone, Jiangsu, China tel: +86-512-57900158 fax: +86-512-57900958 http://www.sporton.com.cn</div></div> <div><div>Data: 9</div><div>Site : 030904-KS Condition : FCC PART 15C 3m 3117 5N 75957 VERTICAL Project : RSM 1000, 0000KHz VSW: 3000, 0000KHz SMT: Auto Model : (FR) 121032-01 Plane : E Polarization : Full-directivity IMEI : 421</div><table><tr><th>Freq</th><th>Level</th><th>Over Limit</th><th>ReadAntenna</th><th>Cable Preamp</th><th>A/Poss</th><th>T/Poss</th><th>Remark</th><th>Pol/Phas</th></tr><tr><th>MHz</th><th>dBm/100m</th><th>dB</th><th>dBm/100m</th><th>dBm/100m</th><th>dB</th><th>cm</th><th>deg</th><th></th></tr><tr><td>1</td><td>2495.98</td><td>54.97</td><td>-19.03</td><td>74.00</td><td>47.42</td><td>32.73</td><td>8.24</td><td>33.42</td><td>266</td><td>57 Peak</td><td>VERTICAL</td></tr></table></div>	Freq	Level	Over Limit	ReadAntenna	Cable Preamp	A/Poss	T/Poss	Remark	Pol/Phas	MHz	dBm/100m	dB	dBm/100m	dBm/100m	dB	cm	deg		1	2495.98	54.97	-19.03	74.00	47.42	32.73	8.24	33.42	266	57 Peak	VERTICAL	-
	Freq	Level	Over Limit	ReadAntenna	Cable Preamp	A/Poss	T/Poss	Remark	Pol/Phas																							
MHz	dBm/100m	dB	dBm/100m	dBm/100m	dB	cm	deg																									
1	2495.98	54.97	-19.03	74.00	47.42	32.73	8.24	33.42	266	57 Peak	VERTICAL																					
Avg.	<div><div></div><div>No. 1098, Pengzi North Road, Kunshan Economic & Technical Development Zone, Jiangsu, China tel: +86-512-57900158 fax: +86-512-57900958 http://www.sporton.com.cn</div></div> <div><div>Data: 10</div><div>Site : 030904-KS Condition : FCC PART 15C (AVG) 3m 3117 5N 75957 VERTICAL Project : RSM 1000, 0000KHz VSW: 3.1000KHz SMT: Auto Model : (FR) 121032-01 Plane : E Polarization : Full-directivity IMEI : 421</div><table><tr><th>Freq</th><th>Level</th><th>Over Limit</th><th>ReadAntenna</th><th>Cable Preamp</th><th>A/Poss</th><th>T/Poss</th><th>Remark</th><th>Pol/Phas</th></tr><tr><th>MHz</th><th>dBm/100m</th><th>dB</th><th>dBm/100m</th><th>dBm/100m</th><th>dB</th><th>cm</th><th>deg</th><th></th></tr><tr><td>1</td><td>2484.70</td><td>45.74</td><td>-8.26</td><td>54.00</td><td>38.09</td><td>32.86</td><td>8.22</td><td>33.43</td><td>266</td><td>57 Average</td><td>VERTICAL</td></tr></table></div>	Freq	Level	Over Limit	ReadAntenna	Cable Preamp	A/Poss	T/Poss	Remark	Pol/Phas	MHz	dBm/100m	dB	dBm/100m	dBm/100m	dB	cm	deg		1	2484.70	45.74	-8.26	54.00	38.09	32.86	8.22	33.43	266	57 Average	VERTICAL	-
	Freq	Level	Over Limit	ReadAntenna	Cable Preamp	A/Poss	T/Poss	Remark	Pol/Phas																							
MHz	dBm/100m	dB	dBm/100m	dBm/100m	dB	cm	deg																									
1	2484.70	45.74	-8.26	54.00	38.09	32.86	8.22	33.43	266	57 Average	VERTICAL																					


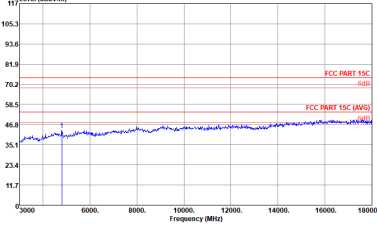

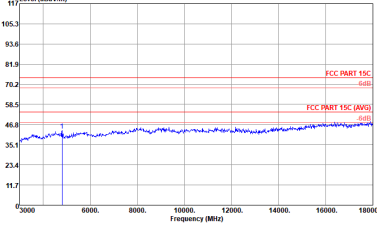


BLE		2.4GHz 2400~2483.5MHz Band Edge @ 3m																																																																		
ANT		BLE CH39 2480MHz																																																																		
1	Fundamental	Horizontal																																																																		
Peak	<div><div></div><div><div>No. 1098, Pengxi North Road, Kunshan Economic & Technical Development Zone, Jiangsu, China tel: +86-512-57900158 fax: +86-512-57900058 http://www.sporton.com.cn</div><div><div>Site : 030906-KS Condition : FCC PART 15C 3m 3117 SN 75957 HORIZONTAL Project : RSM 1000.000MHz VSW:3000.000kHz SMT:Auto Plane : (FR)121032-01 Mode : 0 Plane : 0 Full-directivity IME1 : 021</div><table><thead><tr><th>Freq</th><th>Level</th><th>Over</th><th>Limit</th><th>ReadAntenna</th><th>Cable</th><th>Preamp</th><th>A/Pos</th><th>T/Pos</th><th>Remark</th><th>Pol/Phas</th></tr><tr><th>MHz</th><th>dBm/100Hz</th><th>dB</th><th>dBm/100Hz</th><th>dB</th><th>dB</th><th>dB</th><th>cm</th><th>deg</th><th></th><th></th></tr></thead><tbody><tr><td>1 * 2480.00</td><td>96.01</td><td>22.01</td><td>74.00</td><td>89.42</td><td>31.80</td><td>8.22</td><td>33.43</td><td>109</td><td>228 Peak</td><td>HORIZONTAL</td></tr></tbody></table></div></div></div>	Freq	Level	Over	Limit	ReadAntenna	Cable	Preamp	A/Pos	T/Pos	Remark	Pol/Phas	MHz	dBm/100Hz	dB	dBm/100Hz	dB	dB	dB	cm	deg			1 * 2480.00	96.01	22.01	74.00	89.42	31.80	8.22	33.43	109	228 Peak	HORIZONTAL	<div><div></div><div><div>No. 1098, Pengxi North Road, Kunshan Economic & Technical Development Zone, Jiangsu, China tel: +86-512-57900158 fax: +86-512-57900058 http://www.sporton.com.cn</div><div><div>Site : 030906-KS Condition : FCC PART 15C 3m 3117 SN 75957 HORIZONTAL Project : RSM 1000.000MHz VSW:3000.000kHz SMT:Auto Plane : (FR)121032-01 Mode : 0 Plane : 0 Full-directivity IME1 : 021</div><table><thead><tr><th>Freq</th><th>Level</th><th>Over</th><th>Limit</th><th>ReadAntenna</th><th>Cable</th><th>Preamp</th><th>A/Pos</th><th>T/Pos</th><th>Remark</th><th>Pol/Phas</th></tr><tr><th>MHz</th><th>dBm/100Hz</th><th>dB</th><th>dBm/100Hz</th><th>dB</th><th>dB</th><th>dB</th><th>cm</th><th>deg</th><th></th><th></th></tr></thead><tbody><tr><td>1 2489.58</td><td>56.10</td><td>-17.90</td><td>74.00</td><td>49.58</td><td>31.70</td><td>8.24</td><td>33.42</td><td>109</td><td>228 Peak</td><td>HORIZONTAL</td></tr></tbody></table></div></div></div>	Freq	Level	Over	Limit	ReadAntenna	Cable	Preamp	A/Pos	T/Pos	Remark	Pol/Phas	MHz	dBm/100Hz	dB	dBm/100Hz	dB	dB	dB	cm	deg			1 2489.58	56.10	-17.90	74.00	49.58	31.70	8.24	33.42	109	228 Peak	HORIZONTAL
	Freq	Level	Over	Limit	ReadAntenna	Cable	Preamp	A/Pos	T/Pos	Remark	Pol/Phas																																																									
MHz	dBm/100Hz	dB	dBm/100Hz	dB	dB	dB	cm	deg																																																												
1 * 2480.00	96.01	22.01	74.00	89.42	31.80	8.22	33.43	109	228 Peak	HORIZONTAL																																																										
Freq	Level	Over	Limit	ReadAntenna	Cable	Preamp	A/Pos	T/Pos	Remark	Pol/Phas																																																										
MHz	dBm/100Hz	dB	dBm/100Hz	dB	dB	dB	cm	deg																																																												
1 2489.58	56.10	-17.90	74.00	49.58	31.70	8.24	33.42	109	228 Peak	HORIZONTAL																																																										
Avg.	<div><div></div><div><div>No. 1098, Pengxi North Road, Kunshan Economic & Technical Development Zone, Jiangsu, China tel: +86-512-57900158 fax: +86-512-57900058 http://www.sporton.com.cn</div><div><div>Site : 030906-KS Condition : FCC PART 15C (AVG) 3m 3117 SN 75957 HORIZONTAL Project : RSM 1000.000MHz VSW:3.1000kHz SMT:Auto Plane : (FR)121032-01 Mode : 0 Plane : 0 Full-directivity IME1 : 021</div><table><thead><tr><th>Freq</th><th>Level</th><th>Over</th><th>Limit</th><th>ReadAntenna</th><th>Cable</th><th>Preamp</th><th>A/Pos</th><th>T/Pos</th><th>Remark</th><th>Pol/Phas</th></tr><tr><th>MHz</th><th>dBm/100Hz</th><th>dB</th><th>dBm/100Hz</th><th>dB</th><th>dB</th><th>dB</th><th>cm</th><th>deg</th><th></th><th></th></tr></thead><tbody><tr><td>1 * 2480.00</td><td>94.57</td><td>40.57</td><td>54.00</td><td>87.98</td><td>31.80</td><td>8.22</td><td>33.43</td><td>109</td><td>228 Average</td><td>HORIZONTAL</td></tr></tbody></table></div></div></div>	Freq	Level	Over	Limit	ReadAntenna	Cable	Preamp	A/Pos	T/Pos	Remark	Pol/Phas	MHz	dBm/100Hz	dB	dBm/100Hz	dB	dB	dB	cm	deg			1 * 2480.00	94.57	40.57	54.00	87.98	31.80	8.22	33.43	109	228 Average	HORIZONTAL	<div><div></div><div><div>No. 1098, Pengxi North Road, Kunshan Economic & Technical Development Zone, Jiangsu, China tel: +86-512-57900158 fax: +86-512-57900058 http://www.sporton.com.cn</div><div><div>Site : 030906-KS Condition : FCC PART 15C (AVG) 3m 3117 SN 75957 HORIZONTAL Project : RSM 1000.000MHz VSW:3.1000kHz SMT:Auto Plane : (FR)121032-01 Mode : 0 Plane : 0 Full-directivity IME1 : 021</div><table><thead><tr><th>Freq</th><th>Level</th><th>Over</th><th>Limit</th><th>ReadAntenna</th><th>Cable</th><th>Preamp</th><th>A/Pos</th><th>T/Pos</th><th>Remark</th><th>Pol/Phas</th></tr><tr><th>MHz</th><th>dBm/100Hz</th><th>dB</th><th>dBm/100Hz</th><th>dB</th><th>dB</th><th>dB</th><th>cm</th><th>deg</th><th></th><th></th></tr></thead><tbody><tr><td>1 2483.50</td><td>48.10</td><td>-5.90</td><td>54.00</td><td>41.51</td><td>31.80</td><td>8.22</td><td>33.43</td><td>109</td><td>228 Average</td><td>HORIZONTAL</td></tr></tbody></table></div></div></div>	Freq	Level	Over	Limit	ReadAntenna	Cable	Preamp	A/Pos	T/Pos	Remark	Pol/Phas	MHz	dBm/100Hz	dB	dBm/100Hz	dB	dB	dB	cm	deg			1 2483.50	48.10	-5.90	54.00	41.51	31.80	8.22	33.43	109	228 Average	HORIZONTAL
	Freq	Level	Over	Limit	ReadAntenna	Cable	Preamp	A/Pos	T/Pos	Remark	Pol/Phas																																																									
MHz	dBm/100Hz	dB	dBm/100Hz	dB	dB	dB	cm	deg																																																												
1 * 2480.00	94.57	40.57	54.00	87.98	31.80	8.22	33.43	109	228 Average	HORIZONTAL																																																										
Freq	Level	Over	Limit	ReadAntenna	Cable	Preamp	A/Pos	T/Pos	Remark	Pol/Phas																																																										
MHz	dBm/100Hz	dB	dBm/100Hz	dB	dB	dB	cm	deg																																																												
1 2483.50	48.10	-5.90	54.00	41.51	31.80	8.22	33.43	109	228 Average	HORIZONTAL																																																										

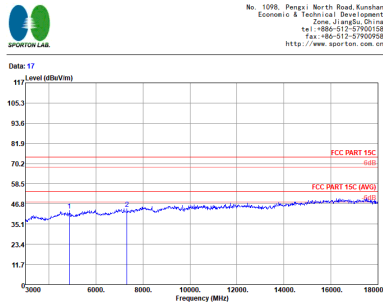
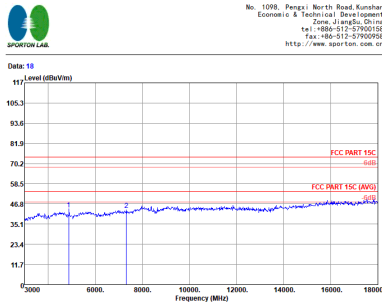


2.4GHz 2400~2483.5MHz


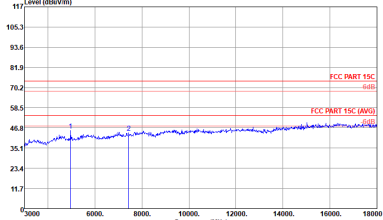

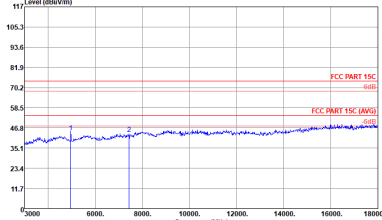
BLE (Harmonic @ 3m)

BLE	2.4GHz 2400~2483.5MHz Harmonic @ 3m																																																																			
ANT	BLE CH00 2402MHz																																																																			
1	Horizontal	Vertical																																																																		
Peak Avg.	<div><div></div><div>No. 1098, Pengxi North Road, Kunshan Economic & Technical Development Zone, Jiangsu, China tel: +86-512-57900158 Fax: +86-512-57900158 http://www.sportel.com.cn</div></div> <div><p>Date: 13</p></div> <div><p>Site : 032006-KS Condition : FCC PART 15C 3m 3117 SN 75957 HORIZONTAL Project : RRM 1000 000000 VER 3000 000000 SRT Auto Model : 4 Plane : 2 Full-directivity : 2 IME1 : 421</p><table><tr><th>IME1</th><th>Over</th><th>Limit</th><th>ReadAntenna</th><th>Cable</th><th>Preamp</th><th>A/Pos</th><th>T/Pos</th><th>Remark</th><th>Pol/Phas</th></tr><tr><th>Hz</th><th>Level</th><th>Line</th><th>Level</th><th>Factor</th><th>Loss</th><th>Factor</th><th>dB</th><th>dB</th><th>cn</th><th>deg</th></tr><tr><td>1</td><td>4806.00</td><td>43.81</td><td>-30.19</td><td>74.00</td><td>58.51</td><td>34.96</td><td>11.51</td><td>61.17</td><td>300</td><td>0 Peak</td><td>HORIZONTAL</td></tr></table></div>	IME1	Over	Limit	ReadAntenna	Cable	Preamp	A/Pos	T/Pos	Remark	Pol/Phas	Hz	Level	Line	Level	Factor	Loss	Factor	dB	dB	cn	deg	1	4806.00	43.81	-30.19	74.00	58.51	34.96	11.51	61.17	300	0 Peak	HORIZONTAL	<div><div></div><div>No. 1098, Pengxi North Road, Kunshan Economic & Technical Development Zone, Jiangsu, China tel: +86-512-57900158 Fax: +86-512-57900158 http://www.sportel.com.cn</div></div> <div><p>Date: 14</p></div> <div><p>Site : 032006-KS Condition : FCC PART 15C 3m 3117 SN 75957 VERTICAL Project : RRM 1000 000000 VER 3000 000000 SRT Auto Model : 4 Plane : 2 Full-directivity : 2 IME1 : 421</p><table><tr><th>IME1</th><th>Over</th><th>Limit</th><th>ReadAntenna</th><th>Cable</th><th>Preamp</th><th>A/Pos</th><th>T/Pos</th><th>Remark</th><th>Pol/Phas</th></tr><tr><th>Hz</th><th>Level</th><th>Line</th><th>Level</th><th>Factor</th><th>Loss</th><th>Factor</th><th>dB</th><th>dB</th><th>cn</th><th>deg</th></tr><tr><td>1</td><td>4806.00</td><td>43.19</td><td>-30.81</td><td>74.00</td><td>58.01</td><td>34.84</td><td>11.51</td><td>61.17</td><td>300</td><td>360 Peak</td><td>VERTICAL</td></tr></table></div>	IME1	Over	Limit	ReadAntenna	Cable	Preamp	A/Pos	T/Pos	Remark	Pol/Phas	Hz	Level	Line	Level	Factor	Loss	Factor	dB	dB	cn	deg	1	4806.00	43.19	-30.81	74.00	58.01	34.84	11.51	61.17	300	360 Peak	VERTICAL
	IME1	Over	Limit	ReadAntenna	Cable	Preamp	A/Pos	T/Pos	Remark	Pol/Phas																																																										
Hz	Level	Line	Level	Factor	Loss	Factor	dB	dB	cn	deg																																																										
1	4806.00	43.81	-30.19	74.00	58.51	34.96	11.51	61.17	300	0 Peak	HORIZONTAL																																																									
IME1	Over	Limit	ReadAntenna	Cable	Preamp	A/Pos	T/Pos	Remark	Pol/Phas																																																											
Hz	Level	Line	Level	Factor	Loss	Factor	dB	dB	cn	deg																																																										
1	4806.00	43.19	-30.81	74.00	58.01	34.84	11.51	61.17	300	360 Peak	VERTICAL																																																									



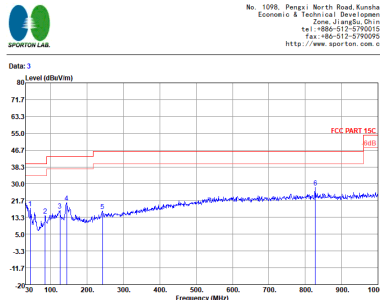
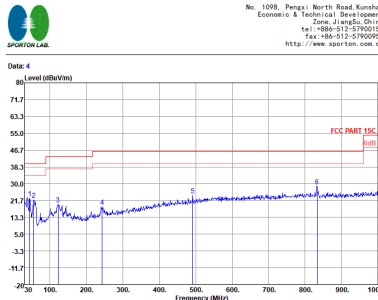
BLE	2.4GHz 2400~2483.5MHz Harmonic @ 3m																																																																																									
ANT	BLE CH19 2440MHz																																																																																									
1	Horizontal	Vertical																																																																																								
Peak Avg.	<div><p></p><p>No. 1098, Pengzi North Road, Kunshan Economic & Technical Development Zone, Jiangsu China tel: +86-512-57900158 fax: +86-512-57900958 http://www.sporton.com.cn</p><p>Date: 17</p><p>Level (dBuV/m)</p><p>FCC PART 15C dB</p><p>FCC PART 15C (Ave)</p><p>Site : 030906-45 Condition : FCC PART 15C 3m 3117 5N 70957 HORIZONTAL Project : RRM 1000 000KHz VSW:3000 000KHz SMT:Auto Bode : 5 Plane : E Plane : Full-directivity IME1 : #21</p><table><tr><th>IME1</th><th>Freq</th><th>Level</th><th>Limit</th><th>ReadAntenna</th><th>Cable</th><th>Preamp</th><th>A/Pos</th><th>T/Pos</th><th>Remark</th><th>Pol/Phas</th></tr><tr><th></th><th>MHz</th><th>dBuV/m</th><th>dB</th><th>dBuV/m</th><th>dB</th><th>dB</th><th>cm</th><th>deg</th><th></th><th></th></tr><tr><td>1</td><td>4878.00</td><td>42.84</td><td>-31.06</td><td>74.00</td><td>57.41</td><td>35.04</td><td>11.60</td><td>61.11</td><td>0 Peak</td><td>HORIZONTAL</td></tr><tr><td>2</td><td>7320.00</td><td>43.19</td><td>-30.01</td><td>74.00</td><td>53.01</td><td>36.86</td><td>14.69</td><td>61.07</td><td>0 Peak</td><td>HORIZONTAL</td></tr></table></div>	IME1	Freq	Level	Limit	ReadAntenna	Cable	Preamp	A/Pos	T/Pos	Remark	Pol/Phas		MHz	dBuV/m	dB	dBuV/m	dB	dB	cm	deg			1	4878.00	42.84	-31.06	74.00	57.41	35.04	11.60	61.11	0 Peak	HORIZONTAL	2	7320.00	43.19	-30.01	74.00	53.01	36.86	14.69	61.07	0 Peak	HORIZONTAL	<div><p></p><p>No. 1098, Pengzi North Road, Kunshan Economic & Technical Development Zone, Jiangsu China tel: +86-512-57900158 fax: +86-512-57900958 http://www.sporton.com.cn</p><p>Date: 18</p><p>Level (dBuV/m)</p><p>FCC PART 15C dB</p><p>FCC PART 15C (Ave)</p><p>Site : 030906-45 Condition : FCC PART 15C 3m 3117 5N 70957 VERTICAL Project : RRM 1000 000KHz VSW:3000 000KHz SMT:Auto Bode : 5 Plane : E Plane : Full-directivity IME1 : #21</p><table><tr><th>IME1</th><th>Freq</th><th>Level</th><th>Limit</th><th>ReadAntenna</th><th>Cable</th><th>Preamp</th><th>A/Pos</th><th>T/Pos</th><th>Remark</th><th>Pol/Phas</th></tr><tr><th></th><th>MHz</th><th>dBuV/m</th><th>dB</th><th>dBuV/m</th><th>dB</th><th>dB</th><th>cm</th><th>deg</th><th></th><th></th></tr><tr><td>1</td><td>4878.00</td><td>43.56</td><td>-30.44</td><td>74.00</td><td>58.24</td><td>34.83</td><td>11.60</td><td>61.11</td><td>300 Peak</td><td>VERTICAL</td></tr><tr><td>2</td><td>7320.00</td><td>43.31</td><td>-30.69</td><td>74.00</td><td>53.29</td><td>36.40</td><td>14.69</td><td>61.07</td><td>300 Peak</td><td>VERTICAL</td></tr></table></div>	IME1	Freq	Level	Limit	ReadAntenna	Cable	Preamp	A/Pos	T/Pos	Remark	Pol/Phas		MHz	dBuV/m	dB	dBuV/m	dB	dB	cm	deg			1	4878.00	43.56	-30.44	74.00	58.24	34.83	11.60	61.11	300 Peak	VERTICAL	2	7320.00	43.31	-30.69	74.00	53.29	36.40	14.69	61.07	300 Peak	VERTICAL
IME1	Freq	Level	Limit	ReadAntenna	Cable	Preamp	A/Pos	T/Pos	Remark	Pol/Phas																																																																																
	MHz	dBuV/m	dB	dBuV/m	dB	dB	cm	deg																																																																																		
1	4878.00	42.84	-31.06	74.00	57.41	35.04	11.60	61.11	0 Peak	HORIZONTAL																																																																																
2	7320.00	43.19	-30.01	74.00	53.01	36.86	14.69	61.07	0 Peak	HORIZONTAL																																																																																
IME1	Freq	Level	Limit	ReadAntenna	Cable	Preamp	A/Pos	T/Pos	Remark	Pol/Phas																																																																																
	MHz	dBuV/m	dB	dBuV/m	dB	dB	cm	deg																																																																																		
1	4878.00	43.56	-30.44	74.00	58.24	34.83	11.60	61.11	300 Peak	VERTICAL																																																																																
2	7320.00	43.31	-30.69	74.00	53.29	36.40	14.69	61.07	300 Peak	VERTICAL																																																																																



BLE	2.4GHz 2400~2483.5MHz Harmonic @ 3m																																																																																																	
ANT	BLE CH39 2480MHz																																																																																																	
1	Horizontal	Vertical																																																																																																
Peak	<div><div></div><div>No. 1098, Pengzi North Road, Kunshan Economic & Technical Development Zone, Jiangsu China tel: +86-512-57900158 fax: +86-512-57900958 http://www.sporton.com.cn</div></div> <div><p>Date: 13</p><p>Site : 030906-K5 Condition : FCC PART 15C 3m 3117 SN 70957 HORIZONTAL Project : RRM-1000 0000KHz VSW:3000 0000KHz SMT:Auto Bode : 0 Plane : E Plane : Full-directivity IME1 : #21</p><table><tr><th>Freq</th><th>Level</th><th>Limit</th><th>ReadAntenna</th><th>Cable Premo</th><th>Loss Factor</th><th>A/Pos</th><th>T/Pos</th><th>Remark</th><th>Poi/Phas</th></tr><tr><th>MHz</th><th>dBuV/m</th><th>dB</th><th>dBuV/m</th><th>dBuV</th><th>dB</th><th>dB</th><th>cm</th><th>deg</th><th></th></tr><tr><td>1</td><td>49.62</td><td>00</td><td>45.43</td><td>-28.57</td><td>74.00</td><td>59.62</td><td>35.14</td><td>11.71</td><td>61.04</td><td>300</td><td>0</td><td>Peak</td><td>HORIZONTAL</td></tr><tr><td>2</td><td>74.00</td><td>00</td><td>44.55</td><td>-29.55</td><td>74.00</td><td>53.33</td><td>36.67</td><td>14.88</td><td>61.05</td><td>300</td><td>0</td><td>Peak</td><td>HORIZONTAL</td></tr></table></div>	Freq	Level	Limit	ReadAntenna	Cable Premo	Loss Factor	A/Pos	T/Pos	Remark	Poi/Phas	MHz	dBuV/m	dB	dBuV/m	dBuV	dB	dB	cm	deg		1	49.62	00	45.43	-28.57	74.00	59.62	35.14	11.71	61.04	300	0	Peak	HORIZONTAL	2	74.00	00	44.55	-29.55	74.00	53.33	36.67	14.88	61.05	300	0	Peak	HORIZONTAL	<div><div></div><div>No. 1098, Pengzi North Road, Kunshan Economic & Technical Development Zone, Jiangsu China tel: +86-512-57900158 fax: +86-512-57900958 http://www.sporton.com.cn</div></div> <div><p>Date: 14</p><p>Site : 030906-K5 Condition : FCC PART 15C 3m 3117 SN 70957 VERTICAL Project : RRM-1000 0000KHz VSW:3000 0000KHz SMT:Auto Bode : 0 Plane : E Plane : Full-directivity IME1 : #21</p><table><tr><th>Freq</th><th>Level</th><th>Limit</th><th>ReadAntenna</th><th>Cable Premo</th><th>Loss Factor</th><th>A/Pos</th><th>T/Pos</th><th>Remark</th><th>Poi/Phas</th></tr><tr><th>MHz</th><th>dBuV/m</th><th>dB</th><th>dBuV/m</th><th>dBuV</th><th>dB</th><th>dB</th><th>cm</th><th>deg</th><th></th></tr><tr><td>1</td><td>49.62</td><td>00</td><td>44.33</td><td>-29.67</td><td>74.00</td><td>58.85</td><td>34.81</td><td>11.71</td><td>61.04</td><td>300</td><td>360</td><td>Peak</td><td>VERTICAL</td></tr><tr><td>2</td><td>74.00</td><td>00</td><td>43.35</td><td>-30.65</td><td>74.00</td><td>53.35</td><td>36.67</td><td>14.88</td><td>61.05</td><td>300</td><td>360</td><td>Peak</td><td>VERTICAL</td></tr></table></div>	Freq	Level	Limit	ReadAntenna	Cable Premo	Loss Factor	A/Pos	T/Pos	Remark	Poi/Phas	MHz	dBuV/m	dB	dBuV/m	dBuV	dB	dB	cm	deg		1	49.62	00	44.33	-29.67	74.00	58.85	34.81	11.71	61.04	300	360	Peak	VERTICAL	2	74.00	00	43.35	-30.65	74.00	53.35	36.67	14.88	61.05	300	360	Peak	VERTICAL
	Freq	Level	Limit	ReadAntenna	Cable Premo	Loss Factor	A/Pos	T/Pos	Remark	Poi/Phas																																																																																								
MHz	dBuV/m	dB	dBuV/m	dBuV	dB	dB	cm	deg																																																																																										
1	49.62	00	45.43	-28.57	74.00	59.62	35.14	11.71	61.04	300	0	Peak	HORIZONTAL																																																																																					
2	74.00	00	44.55	-29.55	74.00	53.33	36.67	14.88	61.05	300	0	Peak	HORIZONTAL																																																																																					
Freq	Level	Limit	ReadAntenna	Cable Premo	Loss Factor	A/Pos	T/Pos	Remark	Poi/Phas																																																																																									
MHz	dBuV/m	dB	dBuV/m	dBuV	dB	dB	cm	deg																																																																																										
1	49.62	00	44.33	-29.67	74.00	58.85	34.81	11.71	61.04	300	360	Peak	VERTICAL																																																																																					
2	74.00	00	43.35	-30.65	74.00	53.35	36.67	14.88	61.05	300	360	Peak	VERTICAL																																																																																					



Emission below 1GHz
2.4GHz BLE (LF)

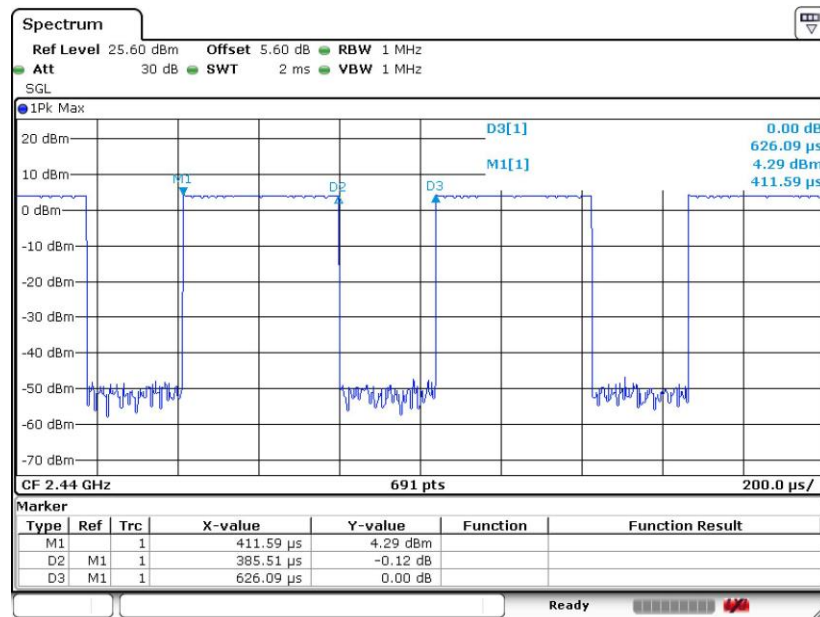
BLE	2.4GHz 2400~2483.5MHz																																																																																																																																																																																	
ANT	BLE LF																																																																																																																																																																																	
1	Horizontal	Vertical																																																																																																																																																																																
QP / Peak	<div><p>No. 1098, Pengji North Road, Kunshan Economic & Technical Development Zone, Jiangsu, China tel: +86-512-57900158 fax: +86-512-57900958 http://www.sporton.com.cn</p><p>Site : 032000-K5 Condition : FCC PART 15C 3m CBL6111D SN23188- HORIZONTAL Project : R001100.000KHz VSW:300.000KHz SWT:Auto Mode : FREQ121032-01 Plane : 0 Full-directivity IME1 : #21</p><table><tr><th>Line</th><th>Freq</th><th>Level</th><th>Limit</th><th>ReadAntenna</th><th>Cable</th><th>Preamp</th><th>A/Poss</th><th>T/Poss</th><th>Remark</th><th>Pol/Phas</th></tr><tr><th></th><th>MHz</th><th>dBuV/m</th><th>dB</th><th>dBuV/m</th><th>dB</th><th>dB</th><th>cm</th><th>deg</th><th></th><th></th></tr><tr><td>1</td><td>43.58</td><td>17.83</td><td>-22.17</td><td>40.00</td><td>32.61</td><td>17.32</td><td>0.78</td><td>32.88</td><td>---</td><td>Peak HORIZONTAL</td></tr><tr><td>2</td><td>84.32</td><td>14.31</td><td>-25.69</td><td>40.00</td><td>31.50</td><td>14.24</td><td>1.29</td><td>32.82</td><td>---</td><td>Peak HORIZONTAL</td></tr><tr><td>3</td><td>175.05</td><td>16.87</td><td>-23.13</td><td>40.00</td><td>30.86</td><td>17.00</td><td>1.81</td><td>32.85</td><td>---</td><td>Peak HORIZONTAL</td></tr><tr><td>4</td><td>143.49</td><td>20.70</td><td>-19.30</td><td>40.00</td><td>34.92</td><td>16.71</td><td>1.93</td><td>32.81</td><td>---</td><td>Peak HORIZONTAL</td></tr><tr><td>5</td><td>242.43</td><td>16.55</td><td>-23.45</td><td>40.00</td><td>29.04</td><td>16.10</td><td>2.51</td><td>32.10</td><td>---</td><td>Peak HORIZONTAL</td></tr><tr><td>6</td><td>827.34</td><td>28.35</td><td>-11.65</td><td>40.00</td><td>29.70</td><td>26.42</td><td>4.68</td><td>32.55</td><td>258</td><td>46 Peak HORIZONTAL</td></tr></table></div>	Line	Freq	Level	Limit	ReadAntenna	Cable	Preamp	A/Poss	T/Poss	Remark	Pol/Phas		MHz	dBuV/m	dB	dBuV/m	dB	dB	cm	deg			1	43.58	17.83	-22.17	40.00	32.61	17.32	0.78	32.88	---	Peak HORIZONTAL	2	84.32	14.31	-25.69	40.00	31.50	14.24	1.29	32.82	---	Peak HORIZONTAL	3	175.05	16.87	-23.13	40.00	30.86	17.00	1.81	32.85	---	Peak HORIZONTAL	4	143.49	20.70	-19.30	40.00	34.92	16.71	1.93	32.81	---	Peak HORIZONTAL	5	242.43	16.55	-23.45	40.00	29.04	16.10	2.51	32.10	---	Peak HORIZONTAL	6	827.34	28.35	-11.65	40.00	29.70	26.42	4.68	32.55	258	46 Peak HORIZONTAL	<div><p>No. 1098, Pengji North Road, Kunshan Economic & Technical Development Zone, Jiangsu, China tel: +86-512-57900158 fax: +86-512-57900958 http://www.sporton.com.cn</p><p>Site : 032000-K5 Condition : FCC PART 15C 3m CBL6111D SN23188- VERTICAL Project : R001100.000KHz VSW:300.000KHz SWT:Auto Mode : FREQ121032-01 Plane : 0 Full-directivity IME1 : #21</p><table><tr><th>Line</th><th>Freq</th><th>Level</th><th>Limit</th><th>ReadAntenna</th><th>Cable</th><th>Preamp</th><th>A/Poss</th><th>T/Poss</th><th>Remark</th><th>Pol/Phas</th></tr><tr><th></th><th>MHz</th><th>dBuV/m</th><th>dB</th><th>dBuV/m</th><th>dB</th><th>dB</th><th>cm</th><th>deg</th><th></th><th></th></tr><tr><td>1</td><td>44.55</td><td>22.97</td><td>-17.03</td><td>40.00</td><td>37.77</td><td>17.30</td><td>0.80</td><td>32.90</td><td>145</td><td>273 Peak VERTICAL</td></tr><tr><td>2</td><td>85.72</td><td>22.16</td><td>-17.84</td><td>40.00</td><td>40.22</td><td>16.20</td><td>0.76</td><td>33.20</td><td>---</td><td>Peak VERTICAL</td></tr><tr><td>3</td><td>172.15</td><td>19.78</td><td>-20.22</td><td>40.00</td><td>33.02</td><td>17.83</td><td>1.79</td><td>32.86</td><td>---</td><td>Peak VERTICAL</td></tr><tr><td>4</td><td>243.40</td><td>18.84</td><td>-21.16</td><td>40.00</td><td>32.94</td><td>16.99</td><td>3.52</td><td>32.10</td><td>---</td><td>Peak VERTICAL</td></tr><tr><td>5</td><td>491.72</td><td>24.24</td><td>-15.76</td><td>40.00</td><td>29.17</td><td>24.36</td><td>5.60</td><td>32.78</td><td>---</td><td>Peak VERTICAL</td></tr><tr><td>6</td><td>833.16</td><td>28.71</td><td>-11.29</td><td>40.00</td><td>29.48</td><td>27.10</td><td>4.70</td><td>32.57</td><td>---</td><td>Peak VERTICAL</td></tr></table></div>	Line	Freq	Level	Limit	ReadAntenna	Cable	Preamp	A/Poss	T/Poss	Remark	Pol/Phas		MHz	dBuV/m	dB	dBuV/m	dB	dB	cm	deg			1	44.55	22.97	-17.03	40.00	37.77	17.30	0.80	32.90	145	273 Peak VERTICAL	2	85.72	22.16	-17.84	40.00	40.22	16.20	0.76	33.20	---	Peak VERTICAL	3	172.15	19.78	-20.22	40.00	33.02	17.83	1.79	32.86	---	Peak VERTICAL	4	243.40	18.84	-21.16	40.00	32.94	16.99	3.52	32.10	---	Peak VERTICAL	5	491.72	24.24	-15.76	40.00	29.17	24.36	5.60	32.78	---	Peak VERTICAL	6	833.16	28.71	-11.29	40.00	29.48	27.10	4.70	32.57	---	Peak VERTICAL
Line	Freq	Level	Limit	ReadAntenna	Cable	Preamp	A/Poss	T/Poss	Remark	Pol/Phas																																																																																																																																																																								
	MHz	dBuV/m	dB	dBuV/m	dB	dB	cm	deg																																																																																																																																																																										
1	43.58	17.83	-22.17	40.00	32.61	17.32	0.78	32.88	---	Peak HORIZONTAL																																																																																																																																																																								
2	84.32	14.31	-25.69	40.00	31.50	14.24	1.29	32.82	---	Peak HORIZONTAL																																																																																																																																																																								
3	175.05	16.87	-23.13	40.00	30.86	17.00	1.81	32.85	---	Peak HORIZONTAL																																																																																																																																																																								
4	143.49	20.70	-19.30	40.00	34.92	16.71	1.93	32.81	---	Peak HORIZONTAL																																																																																																																																																																								
5	242.43	16.55	-23.45	40.00	29.04	16.10	2.51	32.10	---	Peak HORIZONTAL																																																																																																																																																																								
6	827.34	28.35	-11.65	40.00	29.70	26.42	4.68	32.55	258	46 Peak HORIZONTAL																																																																																																																																																																								
Line	Freq	Level	Limit	ReadAntenna	Cable	Preamp	A/Poss	T/Poss	Remark	Pol/Phas																																																																																																																																																																								
	MHz	dBuV/m	dB	dBuV/m	dB	dB	cm	deg																																																																																																																																																																										
1	44.55	22.97	-17.03	40.00	37.77	17.30	0.80	32.90	145	273 Peak VERTICAL																																																																																																																																																																								
2	85.72	22.16	-17.84	40.00	40.22	16.20	0.76	33.20	---	Peak VERTICAL																																																																																																																																																																								
3	172.15	19.78	-20.22	40.00	33.02	17.83	1.79	32.86	---	Peak VERTICAL																																																																																																																																																																								
4	243.40	18.84	-21.16	40.00	32.94	16.99	3.52	32.10	---	Peak VERTICAL																																																																																																																																																																								
5	491.72	24.24	-15.76	40.00	29.17	24.36	5.60	32.78	---	Peak VERTICAL																																																																																																																																																																								
6	833.16	28.71	-11.29	40.00	29.48	27.10	4.70	32.57	---	Peak VERTICAL																																																																																																																																																																								

Note: For above testing, we have also tested from 18GHz to 25GHz and found no emissions.

Appendix E. Duty Cycle Plots

Band	Duty Cycle(%)	Duty Factor	T(ms)	1/T(kHz)	VBW Setting
Bluetooth LE 1Mbps	61.57	2.11	0.386	2.594	2.7KHz
Bluetooth LE 2Mbps	31.94	4.96	0.200	5.000	5.1KHz

Bluetooth LE 1Mbps



Bluetooth LE 2Mbps

