

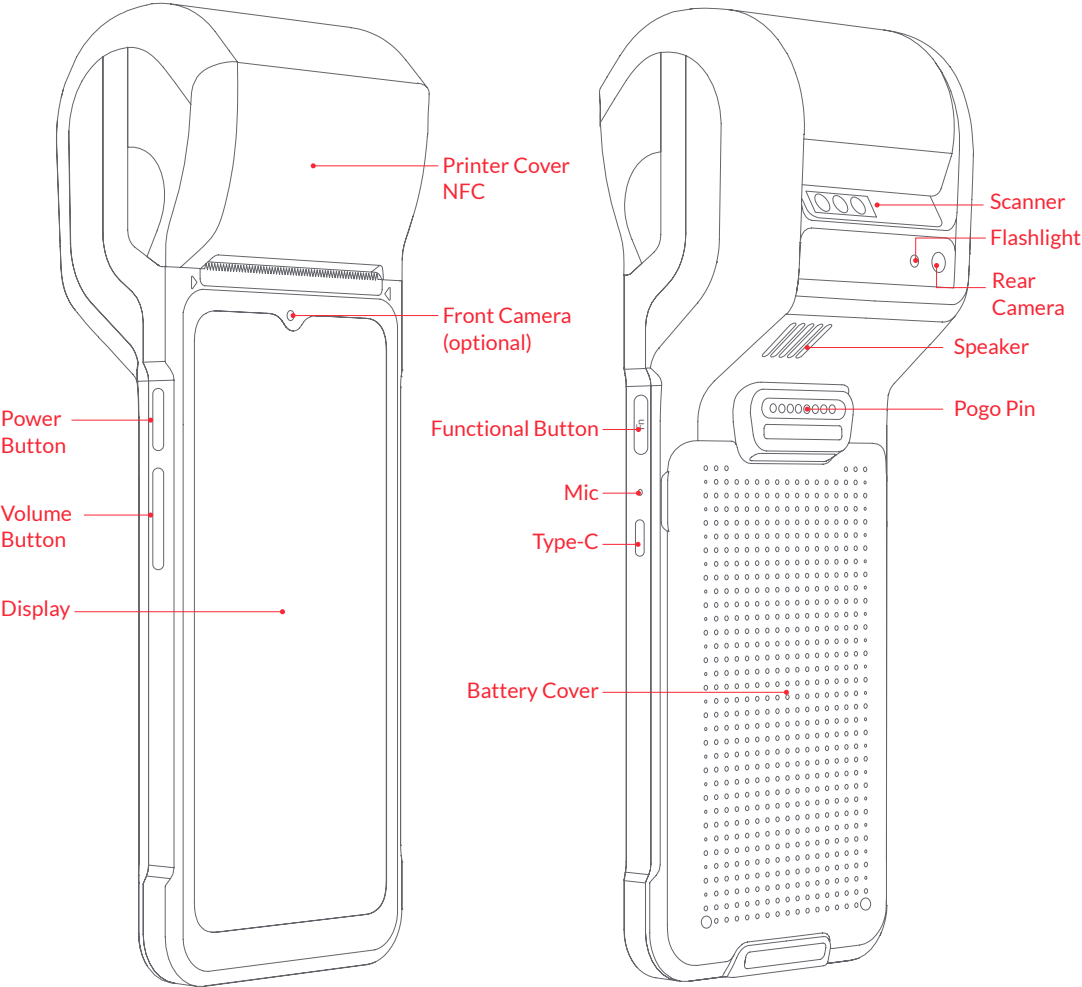


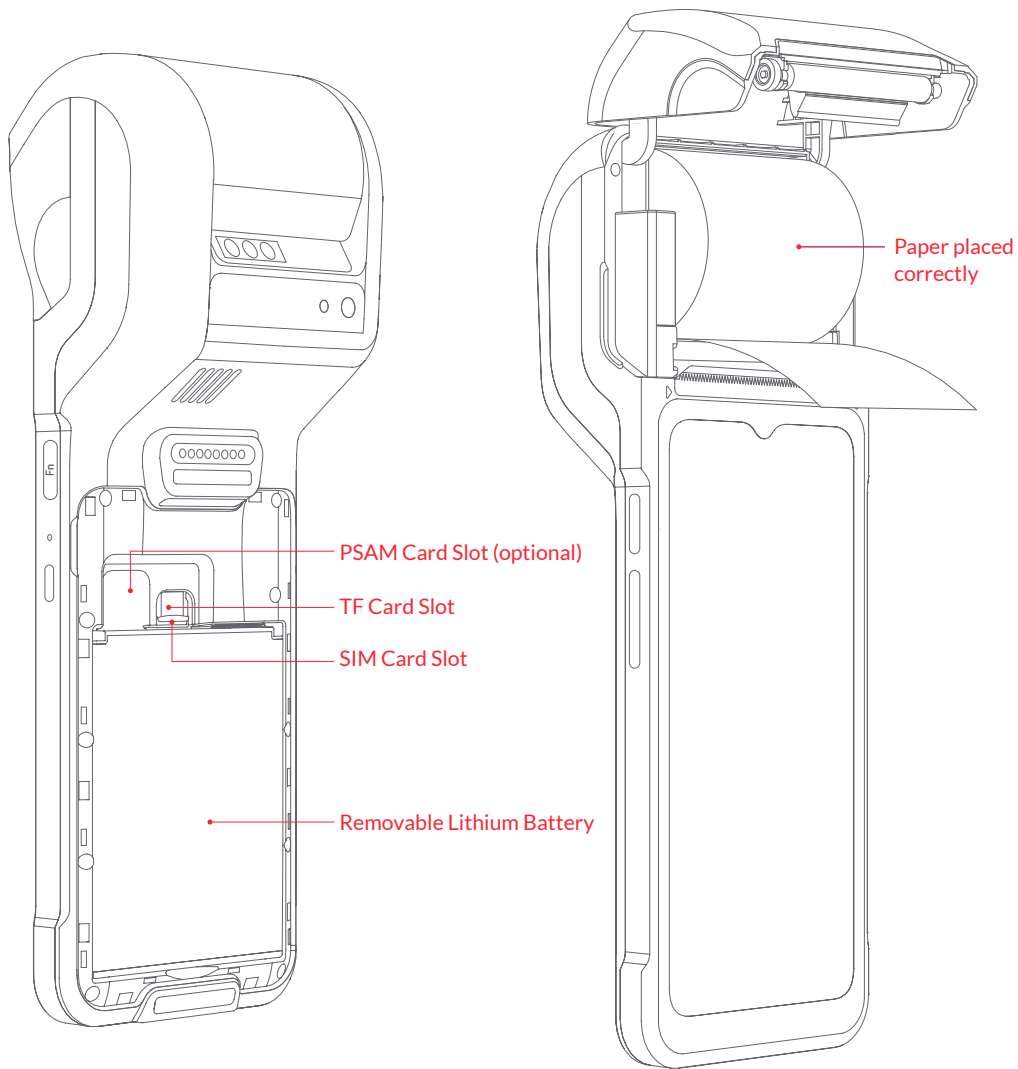
# Swift 2 Ultra

Model: I24M01

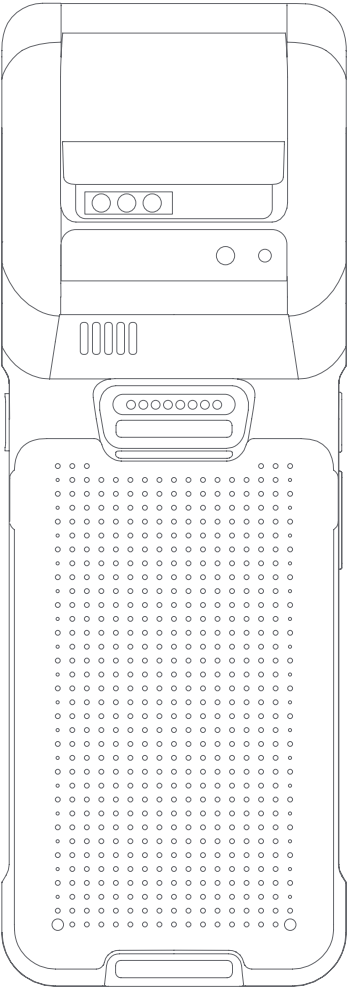
User Manual

# Introduction






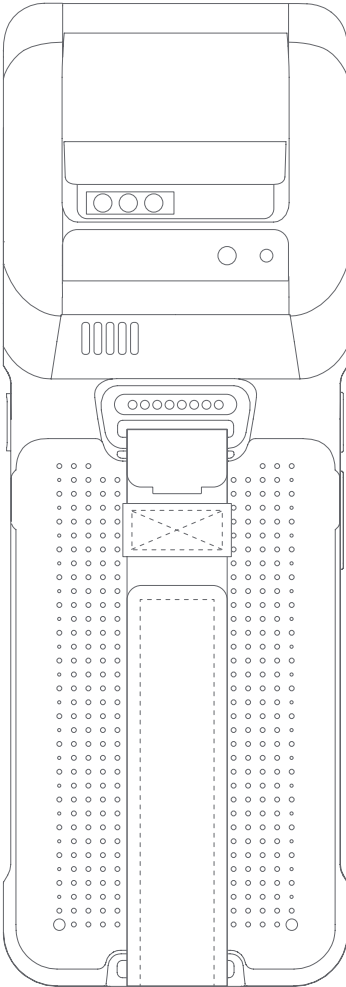
Strap (Optional)



+



=



## Technical Specifications

OS	Android 13
CPU	Octa-core (Dual-core Cortex-A76 2.2GHz + Hexa-core Cortex-A55 2.0GHz)
Screen	6.517 inches LCD screen , 720 x 1600, Capacitive multi-touch panel
Storage	4GB RAM + 64GB ROM
Camera	2 MP front camera (optional, default to none), 5 MP rear camera, with flash light
NFC	Support
PSAM	Optional
Wi-Fi	802.11 a/b/g/n/ac
Bluetooth	BT5.2
Printer	58mm thermal printer, support the paper roll with maximum 50mm diameter
Speaker	1W
External Interface	1 x USB Type-C port
Card Slot	1 x Nano SIM + 1 x TF + 1 x PSAM (optional, default none)
Network	2G/3G/4G
GPS	GPS/Galileo/Glonass/Beidou
Battery	7.7V 3350mAh
Power Adapter	9V/2.22A
Charging Temperature	-10°C to +40°C
Operating Temperature	-10°C to +50°C
Storage Temperature	-20°C to +60°C
Operating Humidity	5% to 95% r.H.
Limit Altitude	Max.3500 meters
Extended Support	Charging Dock (optional)

# Safety Information

## Safety and Handling

- Please plug-in power adapter to only its corresponding AC socket.
  - Do not use in explosive gas atmosphere.
  - Do not disassemble the equipment. It should be serviced or recycled only by iMin or an authorised service provider.
  - This is a Grade B product. The product may cause radio interference and interfere with medical devices. The user may be required to take practical measures to reduce the possibility of causing interference to radios, televisions and other electronic devices.
  - About the battery replacement:
    1. Do not attempt to replace the battery yourself - you may damage the battery, which could cause overheating, fire and injury.
    2. The replaced/ used battery should be disposed according to local environmental laws and guidelines. Do not dispose in fire. It should be serviced or recycled by iMin or an authorised service provider, and must be recycled or disposed of separately from household waste.
- 

## Company Statement

Our company is not responsible for the following actions:

- Damage caused by misuse, lack of care in maintaining the equipment, or placing the device under conditions that may cause undesired operation and risk as specified in this instruction manual.
- We will not be responsible for any damage or problem caused by third party parts or components (other than the original products or approved products provided by us). Without our consent, you have no right to modify or alter the products.
- The operating system of this product is supported by official regular OS update. If the user breached the third party's ROM system or change the system file by hacking, it may cause unstable, undesired system operation and bring security risk.

## Advices

- Do not expose the device to moisture, dampness, or wet weather, such as rain, snow or fog.
  - Do not use the device in extreme cold or hot environments eg, near a fire or lit cigarette.
  - Do not topple, throw, or bend.
  - Use in optimally clean and dust-free environment to avoid tiny particles clogging and seeping through gaps in the device.
  - Do not attempt to use the device near medical equipment.
- 

## Important Safety Information

- Do not install or use during thunder storms and lightning conditions, otherwise, there will be risk of electric shock, injury or death in the event of thunder or lightning hit.
  - If you find unusual odour, overheating or smoke, please cut off the power immediately.
  - Do not expose the device to moisture, dampness, or wet weather, such as rain, snow or fog; Do not use in explosive gas atmosphere.
- 

## Disclaimer

Due to regular updates and enhancements made to the product, some details of this document may be inconsistent with the physical product. Please take the product you received as current standard. The right to interpret this document belongs to our company. We reserve the right to amend this specification without prior notice.

#### FCC Statement

This equipment has been tested and found to comply with the limits for a Class B digital device, pursuant to part 15 of the FCC Rules. These limits are designed to provide reasonable protection against harmful interference in a residential installation. This equipment generates, uses and can radiate radio frequency energy and, if not installed and used in accordance with the instructions, may cause harmful interference to radio communications. However, there is no guarantee that interference will not occur in a particular installation. If this equipment does cause harmful interference to radio or television reception, which can be determined by turning the equipment off and on, the user is encouraged to try to correct the interference by one or more of the following measures:

- Reorient or relocate the receiving antenna.
- Increase the separation between the equipment and receiver.
- Connect the equipment into an outlet on a circuit different from that to which the receiver is connected.
- Consult the dealer or an experienced radio/TV technician for help.

Caution: Any changes or modifications to this device not explicitly approved by manufacturer could void your authority to operate this equipment.

This device complies with part 15 of the FCC Rules. Operation is subject to the following two conditions: (1) This device may not cause harmful interference, and (2) this device must accept any interference received, including interference that may cause undesired operation.

#### Specific Absorption Rate (SAR) information:

This POS Device meets the government's requirements for exposure to radio waves. The guidelines are based on standards that were developed by independent scientific organizations through periodic and thorough evaluation of scientific studies. The standards include a substantial safety margin designed to assure the safety of all persons regardless of age or health. FCC RF Exposure Information and Statement the SAR limit of USA (FCC) is 1.6 W/kg averaged over one gram of tissue. Device types: POS Device has also been tested against this SAR limit. This device was tested for typical body-worn operations with the back of the POS Device kept 0mm from the body. To maintain compliance with FCC RF exposure requirements, use accessories that maintain an 0 mm separation distance between the user's body and the back of the POS Device. The use of belt clips, holsters and similar accessories should not contain metallic components in its assembly. The use of accessories that do not satisfy these requirements may not comply with FCC RF exposure requirements, and should be avoided.